







SUMMARY OF PAVEMENT MARKING QUANTITIES - ASPHALT																		
LOCATION OF PROJECT	4" Solid	4" Broken	4" Solid	4" Broken	6" Solid	6" Solid	12" Solid	12" Broken	12" Dotted	12" Solid	12" Solid	6" Dotted	24" Solid	24" X 36"	Left	Right	ONLY	Railroad
	White	White	Yellow	Yellow	White	White	White	White	White	Yellow	White	White	White	White	Arrow	Arrow		Crossing
	Line	Line	Line	Line	Line	X-walk Line	X-walk Line	Line	Extension Line	Diag. Line	Diag. Line	Extension Line	Stop Line	Yield Line				
	THERMO	THERMO	THERMO	THERMO	THERMO	THERMO	THERMO	THERMO	THERMO	THERMO	THERMO	THERMO	THERMO	THERMO	Pre-Formed THERMO	Pre-Formed THERMO	Pre-Formed THERMO	Pre-Formed THERMO
TOTALS																		

SUMMARY OF PAVEMENT MARKING QUANTITIES - CONCRETE																		
LOCATION OF PROJECT	4" Solid	4" Broken	4" Solid	4" Broken	6" Solid	6" Solid	12" Solid	12" Broken	12" Dotted	12" Solid	12" Solid	6" Dotted	24" Solid	24" X 36"	Left	Right	ONLY	Railroad
	White	White	Yellow	Yellow	White	White	White	White	White	Yellow	White	White	White	White	Arrow	Arrow		Crossing
	Line	Line	Line	Line	Line	X-walk Line	X-walk Line	Line	Extension Line	Diag. Line	Diag. Line	Extension Line	Stop Line	Yield Line				
	MULTI-COMPONENT	MULTI-COMPONENT	MULTI-COMPONENT	MULTI-COMPONENT	MULTI-COMPONENT	MULTI-COMPONENT	MULTI-COMPONENT	MULTI-COMPONENT	MULTI-COMPONENT	MULTI-COMPONENT	MULTI-COMPONENT	MULTI-COMPONENT	MULTI-COMPONENT	MULTI-COMPONENT	MULTI-COMPONENT	MULTI-COMPONENT	MULTI-COMPONENT	MULTI-COMPONENT
TOTALS																		

SUMMARY OF SIGNING QUANTITIES					
LOCATION	NEW SIGN/RELOCATE FROM	LEGEND	MUTCD NO.	SIGN SIZE	SHEETING PERFORMANCE

REVISED DATE: 08/17
 DETAILED: BKC
 APPROVED: ---

