Agenda

REGULAR MEETING **GOVERNING BODY** **CITY OF LENEXA, KANSAS** **17101 W. 87th STREET PARKWAY**	**DECEMBER 1, 2026** **7:00 PM** **COMMUNITY FORUM**

CALL TO ORDER	Pledge of Allegiance
ROLL CALL	
APPROVE MINUTES	November 17, 2026 City Council meeting draft minutes (located in the Appendix)
MODIFICATION OF AGENDA	
PRESENTATIONS	Substance Use Continuum of Care Fund and Human Service Fund Annual Reports — United Community Services of Johnson County (reports located in the Appendix)
CONSENT AGENDA	**Item Numbers 1 through 8** The matters listed on the Consent Agenda are routine and approved collectively with no separate discussion on each individual item. Any item on the Consent Agenda may be removed from the Consent Agenda for separate consideration by a member of the Governing Body, the City Manager, or by a member of the public in attendance at the meeting. In the event the item is removed from the Consent Agenda, it will be placed on the regular agenda.

1. Approval of 21 Cereal Malt Beverage license renewals for 2027

   Licenses to sell Cereal Malt Beverages (CMB) in the city must be renewed annually. This is the annual license renewal request for 21 locations licensed to sell CMB.

2. Acceptance of the fiscal year 2027 Substance Use Continuum of Care Fund and Human Service Fund Recommendation Reports and authorization for the City Manager to execute agreements with United Community Services of Johnson County to grant the funds

Each year, the City pledges alcohol tax funds, opioid settlement funds, and General Fund revenues to United Community Services of Johnson County to make grants to local organizations engaged in substance abuse prevention and treatment, as well as certain human service programs. The City's fiscal year 2027 approved budget includes $291,500 for these purposes.

3. Approval of an agreement with the Lenexa Chamber of Commerce to provide economic development, tourism, and convention services for the City

   The City contracts with the Lenexa Chamber of Commerce for business attraction, retention, and expansion, as well as tourism and convention services. Transient guest tax revenues fund the Lenexa Chamber's Economic Development Council and Convention & Visitors Bureau through the City's Tourism and Convention Fund. The annual budget process establishes the amounts for each service. In fiscal year 2027, those amounts are $335,000 and $270,000, respectively.

4. Approval of an agreement with Marathon Health, LLC to operate the LiveWell Health Center for an additional three years

   The current Health Services Agreement to operate the LiveWell Health Center expires on December 31, 2026. Staff recommends renewing the agreement for an additional three years through December 31, 2029. The monthly fee increases 3% for 2027 and 5% for 2028 and 2029 for a total of $3,115,439.

5. Approval of and authorization to execute all documents necessary to secure specific and aggregate stop-loss reinsurance from Swiss Re Corporate Solutions for the City's healthcare benefit plan for 2027

   The City's health benefits consultant, Lockton Companies ("Lockton"), and City staff recommend renewing an agreement with Swiss Re Corporate Solutions for specific and aggregate stop-loss coverage for the self-funded employee health care plan for 2027. The 2027 annual estimated premium is $1,556,924 based on 468 employees. Lockton also recommended increasing the specific stop-loss amount from $125,000 to $150,000.

6. Approval of Addendum #2 to the contract with Integrity Locating Services, Inc. for underground facilities locating and marking services

   This addendum updates the unit price schedule and extends the contract with Integrity Locating Services, Inc. for an additional one-year term. The proposed 2027 contract amount is $240,000.

7. Resolution providing notice and calling for a public hearing to appear and show cause why the fire-damaged structure at 19130 W. 87th Lane should

not be condemned and ordered repaired or demolished as an unsafe or dangerous structure

A fire occurred at 19130 W. 87th Lane, resulting in substantial damage to the structure. The proposed resolution sets a public hearing for February 16, 2027, should fire damage repairs not commence in a manner acceptable to the Building Codes Administrator prior to that date.

8. Resolution establishing the fiscal year 2027 Schedule of Fees

Staff has reviewed the 2026 Schedule of Fees to determine if any adjustments are appropriate for fiscal year 2027. Based on this review, staff proposes changes for certain animal, parks and recreation, and planning and zoning fees. If approved, the changes will be effective January 1, 2027.

END OF CONSENT AGENDA

PUBLIC HEARINGS

9. Public hearing to consider the recommended fiscal year 2027-2031 Capital Improvement Program

A public hearing is required prior to considering approval of the recommended fiscal year 2027-2031 Capital Improvement Program, which is approximately $302.7 million and includes funding for 60 capital projects.

NEW BUSINESS None

COUNCILMEMBER REPORTS

STAFF REPORTS

10. Exterior Grant & Property Tax Rebate Program Reports

11. Old Town North Parking Lot Reconstruction Project Update

BUSINESS FROM FLOOR

The Chair, at their discretion, may limit the amount of time each person has to address the Governing Body during Public Hearings or public comment regarding items listed on the agenda, or Business from the Floor, and may grant additional time at their sole discretion.

ADJOURN

APPENDIX

12. November 17, 2026 City Council meeting draft minutes

13. Item 2 -- 2027 Substance Use Continuum of Care Fund Recommendations Report & Presentation

14. Item 2 -- 2027 Human Service Fund Recommendations Report & Presentation

15. Item 10 -- Exterior Grant & Property Tax Rebate Program Presentation

Dist. Governing Body; Management Team; Agenda & Minutes Distribution List

IF YOU NEED ANY ACCOMMODATIONS FOR THE MEETING, PLEASE CONTACT THE CITY ADA COORDINATOR, 913/477-7550. KANSAS RELAY SERVICE 800/766-3777. PLEASE GIVE 48 HOURS NOTICE

ASSISTIVE LISTENING DEVICES ARE AVAILABLE FOR USE IN THE COMMUNITY FORUM BY REQUEST.

CITY COUNCIL
MEMORANDUM

ITEM 1

SUBJECT: Approval of 21 Cereal Malt Beverage license renewals for 2027

CONTACT: Scott McCullough, Community Development Director

DATE: December 1, 2026

ACTION NEEDED:
Approve 21 Cereal Malt Beverage (CMB) license renewals for 2027.

PROJECT BACKGROUND/DESCRIPTION:
A CMB License is required for any individual or entity to sell cereal malt beverages or up to 6% beer in the city. The license is issued on a calendar year basis, January 1 through December 31 of each year.

The following businesses have applied for renewal of their license to sell CMB and are qualified as provided by law:

ALDI #53	15751 W 87th St Pkwy
BP Service LLC	10700 W 87th St Pkwy
Casey's General Store #3233	7875 Quivira Rd
Casey's General Store #3672	9990 Woodland Rd
Casey's General Store #3947	23450 Prairie Star Pkwy
Casey's General Store #4202	9350 Renner Blvd
Casey's General Store #4349	8633 Quivira Rd
COSTCO Wholesale #349	9350 Marshall Dr
El Rinconcito Salvadoreno 2 LLC	7936 Quivira Rd
Express Stop	13094 W 95th St
Hen House #19	15000 W 87th St Pkwy
Hy-Vee	13400 W 87th St Pkwy
Hy-Vee Gas	13080 W 87th St Pkwy
Lenexa Smoke Shop	13500 Santa Fe Trail Dr
McKeever's Market	8800 Maurer Rd
Price Chopper #300	19601 W 101st St

Sam's Club #8208	12200 W 95th St
Smiley's Golf Complex	10195 Monticello Ter
Sprout's Farmers Market #174	8550 Maurer Rd
Thai Chili Cuisine	8611 Hauser Ct
Walgreens #04186	15100 W 87th St Pkwy

STAFF RECOMMENDATION:
Approve the license renewals.

ATTACHMENTS
None

CITY COUNCIL
MEMORANDUM

ITEM 2

SUBJECT: Acceptance of the fiscal year 2027 Substance Use Continuum of Care Fund and Human Service Fund Recommendation Reports and authorization for the City Manager to execute agreements with United Community Services of Johnson County to grant the funds

CONTACT: Mike Nolan, Assistant City Manager

DATE: December 1, 2026

ACTION NEEDED:
Accept the fiscal year (FY) 2027 Substance Use Continuum of Care Fund ("SUF") and Human Service Fund (HSF) Recommendation Reports and authorize the City Manager to execute any agreements with United Community Services of Johnson County ("UCS") to grant the funds.

PROJECT BACKGROUND/DESCRIPTION:
Substance Use Continuum of Care Fund (SUF)
In FY 2027, the City anticipates receiving approximately $478,000 in alcoholic liquor tax revenue ("Special Alcohol Fund"). Pursuant to state statute, one-third of revenue from the City's Special Alcohol Fund must be appropriated to support programs aimed at preventing or treating alcohol and drug abuse.

In FY 2027, the City anticipates receiving approximately $48,000 in opioid settlement fund revenue ("Opioid Settlement Fund"). Pursuant to state statute, the City's Opioid Settlement Fund may be used to prevent, reduce, treat, or mitigate the effects of substance abuse and addiction.

In furtherance of these aims, a portion of the City's Special Alcohol Fund and Opioid Settlement Fund is budgeted to be pledged to UCS for its SUF, which supports its work to prevent and treat substance abuse and addiction in Johnson County. Specifically, UCS oversees the Drug and Alcoholism Council of Johnson County (DAC). The DAC evaluates and recommends programs and allocates SUF resources to programs that meet state law requirements (see the Appendix for the 2027 SUF Recommendations Report).

Human Service Fund (HSF)
The HSF offers local governments a coordinated, accountable mechanism to support services that help residents in every community facing difficult circumstances. Funding is awarded to local non-profit agencies that provide vital social service programs that meet the needs of Johnson County residents with an income at or below the federal poverty level.

Priority is given to programs that address child care, job training, emergency aid and shelter, child/adult abuse, child welfare, and health care (see the 2027 HSF Recommendations Report for all funding priorities). Agencies recommended for grants demonstrate positive outcomes and work collaboratively with others in the community.

FINANCIAL IMPLICATIONS/FUNDING SOURCES:
In FY 2027, the City has budgeted $215,000 in Special Alcohol Fund revenues and $50,000 in Opioid Settlement Fund revenues for substance abuse prevention and treatment programs. Although the City is expected to receive only $48,000 in Opioid Settlement Funds in 2027, the fund balance from previous disbursements is sufficient to cover the contribution.

The City appropriates funds annually from the General Fund to contribute to the Human Service Fund. For FY 2027, the appropriated amount is $26,500.

Fund	Amount
SUF - Special Alcohol Fund	$215,000
SUF - Opioid Settlement Fund	$50,000
HSF - General Fund	$26,500
Total Contribution	**$291,500**

STAFF RECOMMENDATION:
Accept the recommendations and authorize the City Manager to execute the necessary agreements.

VISION / GUIDING PRINCIPLES ALIGNMENT:

Vision 2040	**Guiding Principles**
Healthy People	Strategic Community Investment

ATTACHMENTS
1. 2027 SUF Presentation & Recommendations Report located in the Appendix
2. 2027 HSF Presentation & Recommendations Report located in the Appendix

CITY COUNCIL
MEMORANDUM

ITEM 3

SUBJECT: Approval of an agreement with the Lenexa Chamber of Commerce to provide economic development, tourism, and convention services for the City

CONTACT: Mike Nolan, Assistant City Manager

DATE: December 1, 2026

ACTION NEEDED:
Approve an agreement with the Lenexa Chamber of Commerce to provide economic development, tourism, and convention services for the City.

PROJECT BACKGROUND/DESCRIPTION:
For over 20 years, the City and the Lenexa Chamber of Commerce (the "Chamber") have entered into performance-based agreements whereby the Chamber provides business attraction, retention, expansion and outreach, as well as tourism and convention services through its subsidiaries, the Lenexa Economic Development Council (LEDC) and the Lenexa Convention & Visitors Bureau (CVB). Staff recommends the City enter into a new agreement extending these services for an additional year.

The agreement extends the City and Chamber's relationship from January 1, 2027 through December 31, 2027, but either party may terminate the agreement early for cause or convenience. The Chamber must also provide the Governing Body with status updates on its activities twice per year: once in the first quarter to update on the previous year's activity and once in the third quarter for a mid-year update.

The agreement uses the City's standard form and is available for review in the City Clerk's office.

FINANCIAL IMPLICATIONS/FUNDING SOURCES:
Transient guest taxes fund these services through the City's Tourism and Convention Fund. The City approved funding in the fiscal year 2027 budget, and the amounts are unchanged from the previous year.

Purpose	**Amount**
Lenexa Economic Development Council (LEDC)	$335,000
Lenexa Convention and Visitors Bureau (CVB)	$270,000
Total	**$605,000**

STAFF RECOMMENDATION:
Approve the agreement.

VISION / GUIDING PRINCIPLES ALIGNMENT:

Vision 2040	**Guiding Principles**
Thriving Economy	Responsible Economic Development Extraordinary Community Pride

ATTACHMENTS
None

CITY COUNCIL
MEMORANDUM

ITEM 4

SUBJECT: Approval of an agreement with Marathon Health, LLC to operate the LiveWell Health Center for an additional three years

CONTACT: Kristin Crow, Human Resources Director

DATE: December 1, 2026

ACTION NEEDED:
Approve an agreement with Marathon Health, LLC ("Marathon") to operate the LiveWell Health Center for an additional three years.

PROJECT BACKGROUND/DESCRIPTION:
Having a values-based organizational culture is one of the City's guiding principles and represents the importance of ensuring that our professional staff has access to the resources necessary to ensure their physical and mental well-being. Consequently, all full- and part-time City employees and their dependents who are covered by the City's medical plan have access to the LiveWell Health Center.

The City has partnered with Marathon since 2024 to provide comprehensive health and wellness services to employees and their families. This partnership has been successful in supporting the City's employee health and wellness initiatives. Services provided include disease prevention and management, health coaching, behavioral health, physical therapy, occupational health, and primary care medical services.

This agreement is available for review in the City Clerk's office.

FINANCIAL IMPLICATIONS/FUNDING SOURCES:
The three-year agreement will increase 3% in 2027 and 5% for 2028 and 2029. These fees are paid from the City's Health Care Fund.

Year 1 - 2027	$988,244
Year 2 - 2028	$1,037,656
Year 3 - 2029	$1,089,539
Total	**$3,115,439**

STAFF RECOMMENDATION:
Approve the agreement.

VISION / GUIDING PRINCIPLES ALIGNMENT:

Vision 2040	**Guiding Principles**
Healthy People	Values-based Organizational Culture

ATTACHMENTS
None

CITY COUNCIL
MEMORANDUM

ITEM 5

SUBJECT: Approval of and authorization to execute all documents necessary to secure specific and aggregate stop-loss reinsurance from Swiss Re Corporate Solutions for the City's healthcare benefit plan for 2027

CONTACT: Kristin Crow, Human Resources Director

DATE: December 1, 2026

ACTION NEEDED:
Approve and authorize the execution of all documents necessary to secure specific and aggregate stop-loss reinsurance from Swiss Re Corporate Solutions ("Swiss Re") for the City's healthcare benefit plan for 2027.

PROJECT BACKGROUND/DESCRIPTION:
Each year, Lockton, the City's health care benefits broker, markets the specific and aggregate stop-loss reinsurance on behalf of the City. Stop-loss insurance provides protection for the City's self-insured health plan by limiting financial exposure to high-cost individual claims and total claims exceeding an established threshold. Berkshire Hathaway, Sun Life, Symetra, TMHCC, Swiss Re, Nationwide, and Voya submitted proposals for 2027. Swiss Re, the current provider of the City's stop-loss reinsurance, submitted the lowest bid.

Based on an analysis of Swiss Re's bid and the City's claims experience, Lockton recommends increasing the specific stop-loss deductible from $125,000 to $150,000 per covered member. This change would reduce the stop-loss renewal premium from $1,818,778 to $1,556,924. The $1,556,924 is a 6% decrease from last year’s premium.

The break-even analysis shows that raising the specific stop-loss deductible to $150,000 would result in net savings for the City if fewer than 10 plan members reach that deductible in a plan year. Historically, the City has not had 10 or more members reach that level in a single plan year. This change would also align the City's deductible with similarly sized peer organizations.

Staff recommends increasing the specific stop-loss deductible to $150,000 and renewing the City's agreement with Swiss Re for both specific and aggregate stop-loss reinsurance in 2027.

The proposal is available for review in the City Clerk's office.

FINANCIAL IMPLICATIONS/FUNDING SOURCES:
The total estimated premium is $1,556,924 based on 468 employees. The costs are funded through the City's Health Care Fund and sufficient funds are available to fund this amount.

STAFF RECOMMENDATION:
Approve and authorize the execution of all documents necessary.

VISION / GUIDING PRINCIPLES ALIGNMENT:

Vision 2040	**Guiding Principles**
Healthy People	Values-based Organizational Culture

ATTACHMENTS
None

CITY COUNCIL
MEMORANDUM

ITEM 6

SUBJECT: Approval of Addendum #2 to the contract with Integrity Locating Services, Inc. for underground facilities locating and marking services

CONTACT: Tim Green, Deputy Community Development Director

DATE: December 1, 2026

ACTION NEEDED:
Approve Addendum #2 to the contract with Integrity Locating Services, Inc. ("Integrity") for underground facilities locating and marking services.

PROJECT BACKGROUND/DESCRIPTION:
The Kansas Underground Utility Damage Prevention Act mandates that utility owners respond to location requests within a specific timeframe. The City is therefore required to locate its fiber optic lines, stormwater facilities, and underground electrical lines that operate streetlights and traffic signals. Due to the time and equipment required to locate these facilities, the City has elected to hire a third party to perform these services. The City receives approximately 1,300 utility locate requests per month.

In November 2024, Integrity was selected to perform underground facilities locating and marking services for the City. The original contract was for a one-year term, beginning December 1, 2024, with the option to extend the agreement for up to two additional one-year terms. The agreement allows for an adjustment to the unit price schedule to account for increases in labor and material costs. Addendum #1 extended the contract through 2026, while Addendum #2 extends the contract through the final year of 2027. The unit price schedule remains unchanged from 2026.

Integrity has an excellent performance record over the past two years and staff recommends extending the contract for an additional one-year term.

This addendum is available for review in the City Clerk's office.

FINANCIAL IMPLICATIONS/FUNDING SOURCES:
The contract includes a total amount not-to-exceed $240,000. Funding for the contract is included in the Community Development Department's operating budget.

STAFF RECOMMENDATION:
Approve the addendum.

VISION / GUIDING PRINCIPLES ALIGNMENT:

Vision 2040	Guiding Principles
Integrated Infrastructure & Transportation	Superior Quality Services

ATTACHMENTS
None

CITY COUNCIL
MEMORANDUM

ITEM 7

SUBJECT: Resolution providing notice and calling for a public hearing to appear and show cause why the fire-damaged structure at 19130 W. 87th Lane should not be condemned and ordered repaired or demolished as an unsafe or dangerous structure

CONTACT: Steven Shrout, Assistant City Attorney
Matt Souders, Building Codes Administrator

DATE: December 1, 2026

ACTION NEEDED:
Adopt a resolution providing notice and calling for a public hearing to appear and show cause why the fire-damaged structure at 19130 W. 87th Lane should not be condemned and ordered repaired or demolished as an unsafe or dangerous structure.

PROJECT BACKGROUND/DESCRIPTION:
A fire occurred at 19130 W. 87th Lane on May 25, 2026, resulting in substantial damage to the residence. In order to ensure that a fire-damaged property is not left in an unsafe or unsightly condition, Article 1-9-H of the City Code requires insurance companies to provide a portion of any claim paid for a fire-damaged property to the City when certain conditions are met.

As of the date of this packet memo, the City has not received insurance proceeds. City staff contacted the property owner on November 6, 2026, to discuss the status of repairs or demolition of the structure. Staff understands that the claim has not yet been approved and the timeline for resolution remains uncertain. In order to prevent further delays, staff has determined it is in the best interest of the public health, safety, and welfare to adopt the proposed resolution to begin the statutory process by setting a date for a public hearing.

If, at the public hearing, the structure is declared unsafe or dangerous, the City will set a time period in which the property owner must commence repair or removal. If the required work is not completed within that time, the City may proceed with abatement, as authorized by state statute, which includes demolition or other necessary actions to remove the unsafe condition. If the property owner's insurance approves the claim, the City will hold the portion of funds sent to the City in compliance with City Code to ensure completion of the work by the property owner. If no proceeds are issued, abatement may be the only practical path forward to address the unsafe condition and restore compliance.

Staff recommends a public hearing for February 16, 2027. If the work has commenced in a manner acceptable to the Building Codes Administrator prior to February 16, 2027, the hearing may be continued to a later date certain. If work has been completed in compliance with City Code, the hearing will be canceled, and any insurance proceeds received will be returned.

STAFF RECOMMENDATION:
Adopt the resolution.

VISION / GUIDING PRINCIPLES ALIGNMENT:

Vision 2040	**Guiding Principles**
	Superior Quality Services

ATTACHMENTS

1. Statement of Determination
2. Resolution

Lenexa KANSAS
COMMUNITY DEVELOPMENT

TO: Governing Body

FROM: Matt Souders, Building Codes Administrator

DATE: November 25, 2026

RE: 19130 West 87th Lane - Unsafe and Dangerous Structure

On May 25, 2026, a fire damaged the residential structure located at 19130 West 87th Lane. The property is owned by Brian Niceswanger. This memorandum summarizes the City's present concerns regarding the condition and security of the structure and provides the Governing Body with staff's determination and recommended course of action. Based on the fire damage and the condition documented in the attached photographs, the City has determined that the structure is unsafe and dangerous.

The May 25 fire resulted in damage significant enough to raise concerns about the structure's continued safety, stability, and accessibility. A fire-damaged residential building can create hazards for neighboring properties, emergency responders, and members of the public if damaged areas remain accessible or if the building is not maintained in a secure condition. The City's review is therefore focused on reducing immediate risk and ensuring that the property is either restored to a safe, code-compliant condition or removed through an authorized process.

The attached photographs document the visible condition of the structure following the fire. The fire damage as evidenced in the photos supports the City's determination that the property currently presents an unsafe and dangerous condition.

Staff has been attempting to communicate with the owner regarding the repair or removal of the structure since the fire occurred but has largely been unsuccessful. In early November, staff communicated with the owner and learned that a claim had been submitted to the owner's insurance company. However, the claim had not yet been approved, and the timeline for its resolution remained uncertain. The owner has since secured the property against unauthorized entry.

To prevent further delay, staff has determined that it is in the best interest of the public health, safety, and welfare to adopt the proposed resolution, initiate the statutory process set forth in K.S.A. 12-1750 et seq. concerning unsafe and dangerous structures, and schedule a public hearing for February 16, 2027.

The following photographs show the condition of the structure.







RESOLUTION NO. _____ - _____

A RESOLUTION PROVIDING NOTICE AND CALLING FOR A PUBLIC HEARING TO APPEAR AND SHOW CAUSE WHY THE STRUCTURE AT 19130 W. 87th LANE SHOULD NOT BE CONDEMNED AND ORDERED REPAIRED OR DEMOLISHED AS AN UNSAFE OR DANGEROUS STRUCTURE IN ACCORDANCE WITH K.S.A. 12-1750 ET. SEQ.

WHEREAS, on May 25, 2026, a fire damaged the structure located at 19130 W. 87th Lane; and

WHEREAS, pursuant to K.S.A. 12-1750 et seq., the Governing Body has the power to cause the repair or removal of, or to remove any structure located within the City which is determined to be unsafe or dangerous; and

WHEREAS, if necessary, the City may recover costs for the repair and removal of an unsafe or dangerous structure in accordance with the Lenexa City Code Article 1-9-H and K.S.A. 12-1755; and

WHEREAS, Pursuant to K.S.A. 12-1752, the City of Lenexa Building Codes Administrator has determined the structure located at 19130 W 87th Lane to be unsafe and dangerous and filed a written statement of such determination with the Governing Body on November 25, 2026; and

WHEREAS, Pursuant to K.S.A. 12-1752, the Governing Body shall provide notice and call for a public hearing for the owner, owner's agent and any lienholders of record to appear and show cause why the structure should not be condemned and ordered repaired or demolished as an unsafe or dangerous structure; and

WHEREAS, pursuant to this notice and in accordance with K.S.A. 12-1752 et seq., the City may ultimately repair or demolish such structure and the owner may lose any interest in the salvage proceeds of such structure and that any costs borne by the City in excess of the salvage value may be assessed against the real property.

NOW, THEREFORE, BE IT RESOLVED BY THE GOVERNING BODY OF THE CITY OF LENEXA, KANSAS:

SECTION ONE: This resolution shall become effective upon adoption by the Governing Body.

SECTION TWO: This Resolution shall be published once each week for two consecutive weeks on the same day of each week in the official City newspaper.

SECTION THREE: The public hearing shall be held by the Lenexa Governing Body on February 16, 2027, at 7:00 p.m. or as soon thereafter as it can be heard, at Lenexa City Hall, 17101 West 87th Street Parkway, Lenexa, Kansas, 66219.

SECTION FOUR: The Building Codes Administrator is hereby directed to mail a copy of this resolution by mail to the owner, owner's agent, any lienholders and occupants of record within three days following the first publication hereof, all in accordance with K.S.A. 12-1752.

ADOPTED by the Lenexa City Council this 1st day of December, 2026.

SIGNED by the Mayor this 1st day of December, 2026.

CITY OF LENEXA, KANSAS

_____
Julie Sayers, Mayor

[SEAL]

Attest:

_____
Jennifer Martin, City Clerk

Approved As To Form:

_____
Steven D. Shrout, Assistant City Attorney

CITY COUNCIL
MEMORANDUM

ITEM 8

SUBJECT: Resolution establishing the fiscal year 2027 Schedule of Fees

CONTACT: Nate Blum, Chief Financial Officer

DATE: December 1, 2026

ACTION NEEDED:
Adopt a resolution establishing the fiscal year (FY) 2027 Schedule of Fees.

PROJECT BACKGROUND/DESCRIPTION:
Staff has reviewed the existing FY 2026 Schedule of Fees to determine if any fee changes are appropriate for FY 2027. Based on this review, staff proposes the following changes effective January 1, 2027.

Animal and Animal Control Fees
Staff proposes increasing fees for duplicate pet tags in 2027 to account for rising tag and postage costs. Additionally, staff proposes updating animal control fees to align with the agreement with Great Plains SPCA.

Parks and Recreation Fees
Staff proposes establishing rental rates for sand volleyball courts and daytime rentals of the Thompson Barn. Additionally, staff recommends increasing non-prime-time rental rates for the Thompson Barn and reducing rental fees for the Walnut Room at the Lenexa Old Town Activity Center. These proposed adjustments are intended to better align fees with market rates, promote consistency, and help offset increasing utility and operational costs.

Planning and Zoning Fees
Staff is proposing fee changes to simplify the City's fee structure by eliminating acreage- and lot-based calculations and establishing more consistent fees across similar application types. The changes consolidate certain application categories, standardize fees for preliminary and final plats and plans, and align charges more closely with those of neighboring communities. Additional adjustments include updating lot split fees, establishing consistent fees for appeals at the Board of Zoning Appeals and variances, and clarifying how deviations, sign schemes, and revised applications are categorized. Overall, the proposed changes are intended to make the fee schedule easier to administer, more predictable for applicants, and more consistent with regional practices while maintaining reasonable cost recovery.

Research and Document Fees
Staff proposes adding fees for district and municipal court discovery records to the City's 2027 fee schedule. These are existing fees that are already in place and apply specifically to court discovery requests, separate from requests made under the Kansas Open Records Act (KORA). The proposed fees would cover the provision of police photographs, reports, and video recordings, as well as an associated processing fee. The addition is intended to establish a consistent fee structure for fulfilling discovery record requests.

All other fees remain unchanged.

STAFF RECOMMENDATION:
Adopt the resolution.

VISION / GUIDING PRINCIPLES ALIGNMENT:

Vision 2040	**Guiding Principles**
	Prudent Financial Management

ATTACHMENTS
1. 2027 Schedule of Fees
2. Resolution



2027
SCHEDULE OF FEES

Lenexa
KANSAS

City of Lenexa ~~2026~~ 2027 Schedule of Fees

Effective 1/1/~~2026~~2027

Table of Contents

Alarm Fees 3

Animals and Animal Control 3

Building and Construction Permits -Section 1 5

Table A - Square Foot Construction Costs Table a, b, c 6

Table A2 - Construction Costs Table for Miscellaneous Residential Structures 8

Table B1 - Commercial Fee Table 8

Table B2 - Residential Fee Table 8

Sections 2 through 14 9

Business License Fees 12

Business License Taxes: 14

Cemetery Fees 16

Economic Development Fees 17

Fire Fees 18

Authorized Tow Service Provider Fees 19

Immobilization And Removal of Hauling Trailers 19

Vehicle Size, Weight & Load 19

Tow and Storage Fees 19

Insufficient Funds SC 20

Municipal Court Fees 20

Municipal Court Costs (City Code 2-12-L-1) 21

Parade And Special Event Permit Fees 21

City Departmental Services Charges 21

Parks and Recreation Fees 22

Rec Center Fees 22

Parks Facilities Rental 24

Miscellaneous 27

Other 27

Park Impact Fee 27

~~Planning and Development ..... 28~~27Planning and Development 28

Police Dept Services ..... 30~~30~~

Public Market and City Hall Rental Fees ..... 31~~31~~

City Hall & Lenexa Commons Rental Fees ..... 31~~31~~

Research and Document Fees ..... 32~~32~~

~~Residential Rental Registration Fees ..... 34~~33Residential Rental Registration Fees 34

Right of Way Management ..... 34~~34~~

~~Solid Waste Fees ..... 37~~36Solid Waste Fees 37

~~Stormwater Fees ..... 38~~37Stormwater Fees 38

~~Transportation Improvement Program Fees ..... 39~~38Transportation Improvement Program Fees 39

Alarm Fees

Dept	Description	Fee
Police	General Fees:	
	Annual Alarm Registration Fee	$0.00
	Failure to Register an Alarm System	$50.00
	Late Payment Fee	$20.00/month
Police	False Police Alarm Fees (within any 12 month period):	
	First & second false alarms	No fee assessed
	Third false alarm	$100.00
	Fourth false alarm	$200.00
	Fifth false alarm	$300.00
	Sixth & subsequent false alarms	$400.00
Fire	False Fire Alarm Fees (within any 12 month period):	
	First & second false alarms	No fee assessed
	Third false alarm	$100.00
	Fourth false alarm	$200.00
	Fifth false alarm	$300.00
	Sixth & subsequent false alarms	$400.00

Animals and Animal Control

Dept	Description	Fee
Community Development	Dog or Cat License:	
	Spayed or Neutered	$12/year
	Not Spayed or Neutered	$22/year
	Veterinarian admin. handling fee	$2
	Duplicate tags	$~~2~~ 3
Community Development	Special Pet Permit:	
	New Application Fee (in addition to individual licenses)	$100
	Renewal Fee (in addition to individual licenses)	$20
	Late Fee (per month or any part of month renewal fee remains unpaid)	$20
Community Development	Special Livestock Permit:	
	New Application Fee	$100

	Renewal Fee	$20
	Late Fee (per month or any part of month renewal fee remains unpaid)	$20
Community Development	Wild Animal Permit:	
	New Application Fee	$100
	Renewal Fee	$20
	Late Fee (per month or any part of month renewal fee remains unpaid)	$20
Community Development	Beekeeping Permit	$25
Police	Animal Impoundment & Related Services:	
	~~Animal Shelter Base Fee (effective 1/1/2024)~~Great Plains SPCA Holding Fee*	~~For each animal delivered to Great Plains, boarding will be billed at a daily rate of~~ ~~i. $85 for dogs greater than 35lbs, or~~ ~~ii. $70 for dogs less than or equal to 35lbs, or~~ ~~iii. $70 for cats and other small animals~~ ~~for the five-day holding period. A boarding fee will be charged for the first day unless an animal is returned to home within two hours. If an animal is returned to home after the first day and within the stray hold period, a flat $125 boarding fee with be charged.~~ ~~If an animal is surrendered in the field and Great Plains is provided with medical records and the animal's vaccinations are up to date, a flat surrender fee of $255 will be charged. In all other situations, the normal five-day stray hold fees will be applied.~~ ~~In the event a litter of puppies or kittens are impounded together, boarding fees will only be charged for the first three of the litter.~~ ~~A discount exists for animals serving a rabies quarantine or animals on court hold due to the longevity of the stay. These cases will be billed at a daily rate of $50 ($25 if in foster).~~ ~~$70-$85 (Per Day)~~$100 for dogs $50 for cats or other small animals $150 for animals on bite hold
	~~Animal Shelter Admin. Fee (effective 3/1/2020)~~Great Plains SPCA Unreclaimed Fee*	~~$100 per animal~~$570 for dogs greater than 35lbs $425 for dogs less than or equal to 35lbs $300 for cats and other small animals
	~~Medical Fee (effective 1/1/2024)~~Great Plains SPCA Court Hold Daily Rate*	~~$275 flat fee (when animals need immediate medical attention - does not apply if only services are spay/neuter and vaccinations)~~$25-$50 per day
	~~Euthanasia Fee (effective 1/1/2024)~~Great Plains	~~$105~~$60-$70 per day

	SPCA Rabies Quarantine Hold Daily Rate	
	~~Disposal Fee (effective 1/1/2024)~~Great Plains SPCA Medical Fee*	~~$40~~$325 per animal (unless the animal is pregnant, then $250)
	~~Bite Certificate (effective 3/1/2020)~~Great Plains SPCA Euthanasia Fee*	~~$25~~$123 per animal
	~~Non-Placeable Animals (effective 3/1/2020)~~Great Plains SPCA Disposal Fee*	~~$100~~$46 per animal
	~~Administrative Filing Fee - (for appeals to Municipal Court following denial or revocation of special pet and/or special livestock and/or wild animal permits)~~	~~$65~~

*** Effective January 1, 2027, the City Manager is authorized to adjust the Holding Fee, Unreclaimed Fee, Medical Fee, Euthanasia Fee, and Disposal Fee to match the amount actually charged by Great Plains SPCA in accordance with the then current agreement between the City and Great Plains SPCA. There may be exceptions to these fees or additional costs as required per the agreement between the City and Great Plains SPCA. The full list of exceptions and current costs shall be listed on the Police Department website.**

~~Effective November 1, 2016, the Chief of Police will establish fees for animal impoundment & related services~~

Building and Construction Permits-Section 1

Dept	Description	Fee
Community Development	Section 1: Construction Permit Fees	
	Construction permit fees for new construction, additions, & accessory structures shall be calculated by the following method:	
	1) Multiply the total square footage of the structure by the applicable square footage construction cost set out in Table A or A2 (see tables on the following pages). 2) Determine the estimated actual construction cost. 3) Apply the greater of the above values to the fee table set out as Table B1 (Commercial) or Table B2 (Residential), whichever is applicable (see tables on the following pages).	See Tables A, A2, B1, and B2
	Construction permit fees for remodels, alterations, and demolitions shall be calculated by applying the estimated actual construction cost to Table B1 for commercial projects and Table B2 for residential projects (see tables on the following pages).	See Table B1 and B2

	The Codes Administrator shall determine the applicable cost per square foot valuation in the tables for structures and uses not specifically listed by using the most analogous valuation.	
	BVD Adjustment: The construction cost table set out below reflects the BVD as published by the ICC. Annually in the second quarter and without any further Governing Body action, the construction cost table shall be automatically adjusted to reflect the most recent BVD published by the ICC. Any adjustment made shall become effective thirty (30) days following publication in the City's official newspaper. The new construction cost table shall also be posted in a conspicuous place at City Hall. The construction cost table may be adjusted by resolution at any other time as may be deemed appropriate by the Governing Body.	

Table A- Square Foot Construction Costs Table a, b, c

Group (2024 IBC)		IA	IB	IIA	IIB	IIIA	IIIB	IV	VA	VB
A-1	Assembly, theaters, w/ stage	357.33	344.89	333.96	321.01	300.49	291.98	310.03	280.47	269.61
A-1	Assembly, theaters, no stage	328.57	316.12	305.20	292.25	271.49	262.97	281.27	251.46	240.61
A-2	Assembly, nightclubs	277.44	269.30	260.84	250.89	234.99	228.61	242.28	213.69	205.58
A-2	Assembly, restaurants, bars, banquet halls	276.44	268.30	258.84	249.89	232.99	227.61	241.28	211.69	204.58
A-3	Assembly, churches	331.74	319.29	308.36	295.42	275.14	266.62	284.43	255.12	244.26
A-3	Assembly, general, community halls, libraries, museums	276.12	263.67	251.75	239.8	218.28	210.76	228.82	198.26	188.40
A-4	Assembly, arenas	327.57	315.12	303.20	291.25	269.49	261.97	280.27	249.46	239.61
B	Business	309.01	297.89	287.04	274.77	250.17	241.34	264.17	223.59	213.27
E	Educational	296.02	285.47	275.84	264.24	245.34	232.84	255.15	214.74	207.79
F-1	Factory & industrial - moderate hazard	169.11	160.95	150.84	145.13	129.25	122.95	138.37	107.18	99.77
F-2	Factory & industrial - low hazard	168.11	159.95	150.84	144.13	129.25	121.95	137.37	107.18	98.77
H-1	High hazard - explosives	157.75	149.59	140.48	133.77	119.20	111.90	127.00	97.13	N.P.
H234	High hazard	157.75	149.59	140.48	133.77	119.20	111.90	127.00	97.13	88.73

H-5	HPM	309.01	297.89	287.04	274.77	250.17	241.34	264.17	223.59	213.27
I-1	Institutional - supervised environment	283.25	273.10	263.35	253.39	231.93	225.70	252.86	208.88	201.43
I-2	Institutional, hospitals	485.04	473.91	463.07	450.80	425.24	N.P.	440.20	398.66	N.P.
I-2	Institutional, nursing homes	334.61	323.48	312.64	300.37	277.75	N.P.	289.77	251.17	N.P.
I-3	Institutional, restrained	325.77	314.64	303.80	291.53	269.89	260.06	280.93	263.64	230.99
I-4	Institutional, day care facilities	283.25	273.10	263.35	253.39	231.93	225.70	252.86	208.88	201.43
M	Mercantile	207.08	198.94	189.48	180.53	164.30	158.91	171.92	143.00	135.89
R-1	Residential, hotels	286.53	276.38	266.63	256.68	234.71	228.48	256.15	211.66	204.20
R-2	Residential, multiple family	239.24	229.09	219.34	209.38	188.69	182.45	208.85	165.63	158.18
R-3	Residential, one & two family[d]	224.62	218.65	213.40	208.84	201.86	194.67	213.06	187.70	175.92
R-4	Residential, care/assisted living facilities	283.25	273.10	263.35	253.39	231.93	225.70	252.86	208.88	201.43
S-1	Storage, moderate hazard	156.75	148.59	138.48	132.77	117.20	110.90	126.00	95.13	87.73
S-2	Storage, low hazard	155.75	147.59	138.48	131.77	117.20	109.90	125.00	95.13	86.73
U	Utility, miscellaneous	125.18	118.05	109.33	104.91	93.46	87.55	99.89	74.38	71.07

[a] Private Garages use Utility, miscellaneous

[b] Deduct 20 percent for shell only buildings

[c] N.P. = not permitted

[d] Unfinished basements (Group R-3) = $31.50 per sq. ft.

Table A2- Construction Costs Table for Miscellaneous Residential Structures

	Permit Fee Formula
Covered Porch	(see Table A, 5B/U)
Canopy	$20.00/square foot
Deck	$20.00/square foot
Swimming pool/hot tub/spa	$20.00/square foot
Above ground pools - portable	$6.00/square foot
Basement Finish	$20.00/square foot
Fence	$10.00/lineal foot
Retaining Wall	$15.00/lineal foot

Table B1- Commercial Fee Table

	Permit Fee Formula
$1 - $1,000	Minimum $30
$1,001 - $5,000	$30 for 1st $1,000 + $25/$1,000*
$5,001 - $25,000	$130 for 1st $5,000 + $12.5/$1,000*
$25,001 - $100,000	$380 for 1st $25,000 + $6/$1,000*
$100,001 - $500,000	$830 for 1st $100,000 + $4/$1,000*
$500,001 - $5,000,000	$2,430 for 1st $500,000 + $3/$1,000*
$5,000,001 and more	$15,930 for 1st $5,000,000 + $1.5/$1,000*

Shell buildings, discount 20%. Plan Review Fees are 40% of the calculated permit fee; $30 minimum.

Table B2- Residential Fee Table

	Permit Fee Formula
$1 - $2,000	Minimum $30
$2,001 - $5,000	$30 for 1st $2,000 + $10/$1,000*
$5,001 - $25,000	$60 for 1st $5,000 + $8/$1,000*
$25,001 - $100,000	$220 for 1st $25,000 + $5/$1,000*
$100,001 - $1,000,000	$595 for 1st $100,000 + $2/$1,000*
$1,000,001 and more	$2,395 for 1st $1,000,000 + $1/$1,000*

Plan Review Fees are 20% of the calculated permit fee; $25 minimum.
The Plan Review Fee for repeat master plans is $50 for each permit.

*The fee is calculated by taking the base fee (for example, $30 for the 1st $2,000) and adding thereto an additional amount for every additional $1,000, or portion thereof.

Sections 2 through 14

Dept	Description	Fee
Community Development	**Section 2: Land Disturbance Fees**	
	Disturbance Permit Fee:	
	Residential - 1 and 2 units	$75/lot
	Residential - 3 units or more	$165/acre
	Churches, commercial and industrial	$165/acre
	Open recreational space	$165/acre, to a max. fee of $10,000
	(The Disturbance Permit Fee does not include utility installations.)	
	Land Disturbance Review Fee:	
	Residential - 1 and 2 units	$50/site
	Residential - 3 units or more	$100/site
	Churches, commercial and industrial	$100/site
	(The Land Disturbance Permit Fee is required for any land disturbance, as set forth in the Lenexa City Code that is initiated without obtaining any other permits set forth in this schedule and if taken separately, is in addition to the permit fee for the entire building.)	
Community Development	**Section 3: Site Development Fees**	
	Residential - 1 and 2 units	$75/lot permit fee, plus $50 plan review fee
	Residential - 3 units or more	$165/acre permit fee, plus $100 plan review fee
	Churches, commercial and industrial	$165/acre permit fee, plus $150 plan review fee
	(The Site Development Permit Fee, if taken separately, is in addition to the permit fee for the entire building.)	
Community Development	**Section 4: Footing and Foundation Permit Fee**	
	All building types	Per building - $200 or by valuation using Table B1 or B2 as applicable whichever is greater.
	(The Footing & Foundation Permit Fee, if taken separately, is in addition to the permit fee for the entire building. This permit fee does not include under slab electrical or plumbing work.)	

Community Development	**Section 5: Building shell partial permit**	
	Partial shell permit prior to issuance of full building permit.	Per building - $200 or by valuation using Table B1 or B2 as applicable whichever is greater.
Community Development	**Section 6: Re-roofing Permit Fee**	
	Residential - 1 and 2 units	Per building - $50 or by valuation using Table B1 or B2 as applicable whichever is greater.
	Residential - 3 units or more; and commercial and industrial	Per building - $100 or by valuation using Table B1or B2 as applicable whichever is greater.
Community Development	**Section 7: Antenna and Above Ground Tank Permit Fee**	
	Satellite antennas, radio or TV antennas, and above ground tanks	$30 or by valuation using Table B1 or B2 as applicable whichever is greater.
Community Development	**Section 8: Solar Panel Permit Fee**	
	All Building Types	$50 or by valuation using Table B1 or B2 as applicable whichever is greater.
	(The Solar Panel Permit Fee includes building, plumbing, mechanical & electrical work.)	
Community Development	**Section 9: Sign Permit Fee**	
	Monument signs:	
	50 sq. ft. or less	$100
	Greater than 50 sq. ft. but less than 100 sq. ft.	$150
	100 sq. ft. or greater	$200
	Façade signs:	
	50 sq. ft. or less	$75
	Greater than 50 sq. ft. but less than 100 sq. ft.	$100
	100 sq. ft. or greater	$140
	Miscellaneous temporary signs	$50
	Reface signs	$75
	(Sign permit fees shall be remitted prior to the issuance of any sign permit. Reconstruction, extension or relocation of an existing sign shall require the full permit fee outlined above. When work has begun on sign installation prior to the issuance of a permit, the permit fee shall be doubled.)	
Community Development	**Section 10: Public Improvement Permit Fee**	

	Streets	3% of the total project cost for activity under the permit
	Single lane or less width street improvement	3% of the total project cost for activity under the permit
	Single lane or less width street improvement	3% of the total project cost for activity under the permit
	Streetlights	3% of the total project cost for activity under the permit
	Plan Review Fee	$350/project
	(Minimum fee pursuant to this section is $50.00.)	
	(An additional charge of $125/sign (2 signs per intersection) will be assessed to the street permit for street name signs.)	
Community Development	**Section 11: Certificates of Occupancy**	
	(Fees paid for Certificates of Occupancy are nonrefundable)	
	With Building Permit - Residential	No Fee
	With Building Permit - Churches, commercial, & industrial	No Fee
	Without building permit - Residential (1 and 2 units)	No Fee
	Without building permit - Residential (3 or more units)	$100
	Without Building Permit - Churches, commercial, & industrial	$100
	Temporary Cert. of Occupancy:	
	Initial issuance	$100
	First renewal	$250
	Each additional renewal	$500
	Investigation fee for occupancy without an approved TCO or CO	$100
	(Fees are collected at the time of application.)	
	(No renewal fees are required for model homes occupied by the builder/developer provided there are no code deficiencies, in which case renewal fees will apply.)	
Community Development	**Section 12: Building Code of Appeals**	
	Filing Fee	$150
	Section 13: Property Maintenance Code and related LCC 3-5 Environmental Code	
	Failed inspection fee: Fee for failure to comply with the minimum standards due to violation not being corrected after being given proper notice.	$100
	Failed inspection late fee: Failure to pay failed inspection fee within 30 days of billing.	$50
	Administrative fees for abatement of violations under LCC 3-5 and the property maintenance code	$250

Community Development	**Section 14: Other Fees**	
	Inspection outside of normal business hours (minimum 2 hr charge)	$100/hour
	Inspections for which no fee is specifically indicated (minimum 1 hr charge)	$100/hour
	Additional plan review required by changes, additions or revisions to approved plans (minimum 1 hr charge)	$100/hour
	Investigation fee (applies when work is being done without a permit)	Same amount as permit fee or $100 whichever is greater.
	Expedited plan review fees - Tenant and remodel projects	Minimum $100 or 50% of the calculated plan review fee whichever is greater
	Re-inspection fee - minimum 1 hr charge (effective October 1, 2015)	$100/hour

Business License Fees

Dept	Description	Fee
Community Development	Business License Fees	
	Adult Business Establishment:	
	License Fee & Renewal Fee	$355
	Adult Business Employee Permit & Renewal Fee	$135
	Change of Address Fee for Employee Permit	$15
	Cereal Malt Beverage Retailers:	
	Off Premises Retailers (unopened container, K.S.A. 41-2702) License Fee - $50 annual max per statute	$50
	On Premises Retailers (consumption on premises, K.S.A. 41-2702) License Fee - $200 annual max per statute	$108
	Special Event Retailers (for temporary sale of CMB per City Code Section 2-6-A-9)	$50
	Change of Location Fee	$10
	Clubs and Drinking Establishments:	
	Class A Club (as defined by K.S.A. 41-2601 & amendments thereto) License Fee - $500 biennial max per K.S.A. 41-2622	No fee
	Class B Club or Drinking Establishment (as defined by K.S.A. 41-2601 & amendments thereto) License Fee - $500 biennial max per K.S.A. 41-2622	$500 (invoiced biennially)
	Alcoholic Liquor Caterers:	

	License Fee - $500 biennial max per K.S.A. 41-2622	$500 (invoiced biennially)
	Drinking Establishment/Alcoholic Liquor Caterer:	
	License Fee - $500 biennial max per K.S.A. 41-2622	$500 (invoiced biennially)
	Alcoholic Liquor Retailers:	
	License Fee - $600 biennial max per K.S.A. 41-310	$500 (invoiced biennially)
	Alcoholic Liquor Distributors:	
	Spirits Distributor - License Fee - $2,000 biennial max per K.S.A. 41-310 Wine Distributor - License Fee - $2,000 biennial max per K.S.A. 41-310 Beer Distributor - License Fee - $2,000 biennial max per K.S.A. 41-310	$500 (invoiced biennially)
	Alcoholic Liquor Manufacturers:	
	Alcohol and Spirits Manufacturers - License Fee - $5,000 biennial max per K.S.A. 41-310	$500 (invoiced biennially)
	Massage Licensing:	
	Massage Establishment - initial application fee	$300 per location
	Establishment annual renewal fee	$150 per location
	Massage Therapist license fee - initial application	$75 per therapist
	Massage Therapist annual renewal fee	$35 per therapist
	Additional Identification Cards (first card free)	$15 per card
	Massage Therapy Establishment re-inspection fee	$100 per occurrence
	Student Massage Therapy Permit	$45 per permit
	Pawnbrokers and Precious Metals Dealers:	
	License Fee	$65
	Scrap Metal Dealers:	
	Registration Fee - $400 max per K.S.A. 50-6,112a	$400
	Renewal Fee (due every 10 years) - $50 max per K.S.A. 50-6,112a	$50
	Refuse (Solid Waste, Recyclable, Yard and/or Compost) Hauler	
	Residential	$150, plus $30 per truck
	Commercial/Industrial	$150, plus $30 per truck

Business License Taxes:

Dept	Description	Fee
Community Development	Business License Taxes:	
	Automobile Dealers, new and used:	$270 plus
	Inside area used for display, sales	.01/sq. ft. and
	Outside area used for display, sales or storage	.005/sq. ft.
	Automobile Repair Shops and Body Shops	$115
	Automobile Washes	$115
	Bail Bondsmen (see Collection Agents)	
	Banks, Savings and Loan Associations, Small Loans and Finance Companies:	$280 plus
	Each detached facility	$85
	Barber Shops, Beauty Salons, Tanning and Nail Salons:	$87 plus $11 for each operator over 1
	Bus Companies (see Taxicabs)	
	Cars (see Automobiles)	
	Collection Agents and Bail Bondsmen	$87
	Commercial Kennels	$115
	Contractors, including but not limited to, building, remodeling, curbing, grading, street paving, sewer, electrical, mechanical, plumbing and all other contractors of every kind not herein specifically mentioned:	
	Contractors inside Lenexa without warehouses and/or storage yards	$87
	Contractors inside Lenexa with warehouses and/or storage yards	$115
	Contractors outside Lenexa: Limited to contractors licensed through Johnson County Contractors Licensing & doing work in Lenexa OR any contractors obtaining a building permit or permanent sign permit issued in Lenexa	$87
	Funeral Homes	$173
	Gasoline Service Stations (see Service Stations)	
	Home Occupations (which do not fall under any other category), including Limited & General Home Day Care & Group Home	$36
	Hospitals, Nursing Homes and Retirement Homes	$5.60/bed
	Insurance Agents or Brokers (see Professionals)	
	Laundry and/or Dry-Cleaning Establishments, includes all coin-operated laundries and/or dry-cleaning establishments, including those located in apartments or like complexes that are not the property of the lessor	$58

	Loan and Finance Companies (see Banks)	
	Lumber Yards (see Manufacturing)	
	Manufacturing, primarily wholesale business and warehousing, based on square footage occupied by said business, as follows:	
	0 - 999	$54
	1,000 - 2,999	$70
	3,000 - 4,999	$87
	5,000 - 7,999	$130
	8,000 - 9,999	$162
	10,000 - 14,999	$216
	15,000 - 24,999	$243
	25,000 - 39,999	$324
	40,000 - 59,999	$433
	60,000 - 99,999	$541
	100,000 - over	$811
	Motels (shops and restaurants which are a part of the motel operation will be considered as individual businesses and, in addition thereto, all banquet and ballroom facilities will be taxed individually on a square footage basis)	$5.50/rental room
	Movie Theaters (see Theaters)	
	Nurseries, Green Houses and Tree Trimmers	$87
	Nursery Schools (see Schools)	
	Nursing Homes (see Hospitals)	
	Office Space (no warehouse)	$58
	Pay Day and Title Loan Businesses	$1,500
	Professionals, all engineers, architects, physicians, dentists, chiropractors, osteopaths, accountants, photographers, auctioneers, real estate offices or insurance brokers	$87 plus $11 each agent or professional over 1
	Railroads Maintaining Freight Depots in the City	$115
	Real Estate Offices (see Professionals)	
	Recreational Business	$115
	Restaurants and Drive-Ins:	
	0-5 employees	$57
	6 or more employees	$113
	Retail Stores:	
	All retail stores engaged in the sale of groceries, clothing, hardware, notions, furniture, home furnishings, services, paint, drugs, and all other trades, occupations, or businesses for which the occupational tax is not set out elsewhere in Section 2-12-A-1, shall pay an occupational tax computed on the basis of the following schedule of interior square footage occupied by said business without regard to use. Businesses which have a second floor and/or basement and/or exterior area open in whole or in part to the general public in addition to the main floor (main floor shall be that floor with the largest square footage) shall add one-half (1/2) of the square footage of said areas to their main floor square footage prior to computing the tax in accordance with the following schedule:	
	0 - 999 sq. ft.	$54

	1,000 - 2,999 sq. ft.	$70
	3,000 - 4,999 sq. ft.	$87
	5,000 - 7,999 sq. ft.	$130
	8,000 - 9,999 sq. ft.	$162
	10,000 - 14,999 sq. ft.	$216
	15,000 - 24,999 sq. ft.	$243
	25,000 - 39,999 sq. ft.	$324
	40,000 - 59,999 sq. ft.	$433
	60,000 - 99,999 sq. ft.	$541
	100,000 sq. ft. and over	$811
	Retail stores which hold themselves out to the public as a single business entity, but which, in fact, are partly or wholly operated on the basis of leased departments therein, shall pay an occupational tax based on the above schedule provided, leased departments which have a private individual exterior entrance and which have no entrance into such retail stores, even though under a common roof with such retail stores, shall pay an occupational tax as separate business.	
	Retirement Homes (see Nursing Homes)	
	Rock Quarries	$870
	Salvage Yards (Title 2, Chapter 10):	$285 plus
	Inside	0.01 sq. ft.
	Outside	0.005 sq. ft.
	Savings and Loan Associations (see Banks)	
	Schools (For profit - all trade schools, dance schools, music schools or any other type school operated for profit and all nursery schools)	$58
	Service Stations selling oils, supplies, accessories for service at retail for motor vehicles:	$87 plus
	Grocery accessory operation	$38 and plus
	Rental accessory operation	$27
	Shooting Ranges (see Recreational Businesses)	
	Skating Rinks (see Recreational Businesses)	
	Taxicab and Bus Companies	$115
	Theaters, moving picture houses, drive-in theaters or any other type theater	$170 plus $81/viewing screen
	Tree Trimmers (see Nurseries)	

Cemetery Fees

Department	Description	Fee
Cemetery	Plots	$1,800
Cemetery	Interments:	
	Conventional interment (plot open and close)	$1,325
	Rock/jackhammer upcharge	$800
	Cremation interment (plot open and close)	$650
Cemetery	Disinterment/Exhumations	2x Interment Fee

Cemetery	Saturday interment/disinterment upcharge	$260
	Monday - Friday after 4pm interment/disinterment upcharge	$80 per 30min
Cemetery	Ownership Transfers:	$50
	Right of Interment Certificate transfer fee	$50

Economic Development Fees

Dept	Description	Fee
Finance & Legal	Industrial Revenue Bond (IRB) & tax abatement application fee	$2,000 (application form available on City website - www.lenexa.com)
	Tax abatement retainer (used to pay third-party consultants for review of the application; any amount unused will be refunded to the applicant)	$8,000 (application form available on City website - www.lenexa.com)
	Annual review of Payment in Lieu of Taxes (PILOT) certification to verify compliance prior to certification to Johnson County	$300 per year per project
	Special Benefit District application fee (property 100% controlled by single property owner)	$2,500 per district (non-refundable)
	Special Benefit District application fee (property not 100% controlled by single property owner)	$5,000 per district (non-refundable)
	Special Benefit District application/amendment retainer (used to cover City staff time to process the application/amendment; any amount unused will be refunded to the applicant once final special assessments are levied)	$10,000
	Community Improvement District (CID) application fee (special sales tax)	$2,500 for one development agreement (application form available on City website - www.lenexa.com); add $1,000 per each additional development agreement
	Community Improvement District (CID) application fee (special assessments)	$4,000 for one development agreement (application form available on City website - www.lenexa.com); add $1,000 per each additional development agreement
	Community Improvement District (CID) application fee (special sales tax & special assessments)	$5,000 for one development agreement (application form available on City website - www.lenexa.com); add $1,000 per each additional development agreement
	CID retainer (used to pay third-party consultants for review of the application; any amount unused will be refunded to the applicant)	$10,000 (application form available on City website - www.lenexa.com)

	Tax Increment Financing (TIF) application fee	$2,500 (application form available on City website - www.lenexa.com)
	TIF retainer (used to pay third-party consultants for review of the application; any amount unused will be refunded to the applicant)	$10,000 (application form available on City website - www.lenexa.com)
	Request to amend TIF district	$5,000 per request
	Annual TIF administrative fee (City deducts fee when funds are distributed)	0.5% of TIF increment disbursed to applicant

Other Items:

The City Attorney is authorized to establish fees ranging from $250 to $2,500 per request, including requests for time extensions to agreements & project plans, requests for amendments to existing agreements, and requests for estoppel certificates.

The fee will be determined by the City Attorney based on a variety of factors, including the complexity of the issue and the estimated staff time associated with the request.
The City Attorney is also authorized to consultant costs and review requiring significant staff time for projects where a formal application and retainer payment application and retainer payment have not been submitted by the applicant.

At the City's discretion, retainer payments may be refunded to the applicant if no activity has occurred for the project within the past 12 months or if the project is completed.

Fire Fees

Dept	Description	Fee
Fire	Advanced Life Support (ALS) Responder fee	None
	Burning Permits:	
	Residential	$25
	Commercial	$500
	Blasting Permit	$500
	Fire Apparatus Standby Fees:	
	Personnel	Actual pay rate (including overtime, if applicable) per hour (including fringe benefits) x number of hours worked (minimum of 2 hours)
	Small trucks & others of similar size	$40/hour (minimum of 2 hours)
	ATV's	$20/hour (minimum of 2 hours)
	Boat's	$20/hour (minimum of 2 hours)

	Fire Truck - Ladder Type I	$220/hour (minimum of 2 hours)
	Fire Truck - Engine Type I	$175/hour (minimum of 2 hours)
	Training Class Fees:	
	American Safety & Health Institute (ASHI) Basic Life Support (BLS) course	$50
	ASHI CPR/AED/Basic First Aid course	$60
	ASHI Advanced Cardiac Life Support (ACLS) course	$135

Authorized Tow Service Provider Fees

Dept	Description	Fee
	Application fee (non-refundable)	$150
	Annual renewal fee	$50

Immobilization And Removal of Hauling Trailers

Dept	Description	Fee
Police	Immobilization Device Installation and Removal	$100
Police	Towing Charge:	
	Single Axle	$25/day
	Tandem Axle (2 or more axles)	$50/day
Police	Storage fee:	
	Less than 20 feet	$25/day
	20 feet or more	$50/day

Vehicle Size, Weight & Load

Dept	Description	Fee
Police	Oversize/Overweight Permit:	
	Yearly Fee	$200
	One-time fee	$100

Tow and Storage Fees

Dept	Description	Fee
Police	Tow and Storage Fees:	
	Basic tow (including wheel lift, rollback, or flatbed tow - to tow lot, police station, or City service center)	$100 (max charge)
	Mileage	$4.50/mile
	Storage - outside	$25/day

	Storage - inside	$30/day
	Dolly required (this fee is in addition to the basic tow service charge)	$43
	Winch/Rollover required - fee prorated per 1/4 hour (this fee is in addition to the basic tow service charge)	$100
	Motorist Assist	$55 plus $3.50 per mile
	Tarp Fee	$15

1) These fees include clean-up of all accident debris, including but not limited to the use of oil dry or a similar product to clean up any fluid spills.

2) An authorized tow service provider may charge a full day's storage fee for any portion of a day the vehicle is stored. Storage fees for Saturday, Sunday or holiday storage are only permitted if tow company personnel are on site & available to release a vehicle from at least 8:00 a.m. to 12:00 p.m. on those days.

Insufficient Funds SC

Dept	Description	Fee
Administration	Service Charge per each insufficient funds event (pursuant to K.S.A. 21-5821)	$30.00

Municipal Court Fees

Dept	Description	Fee
Municipal Court	Application to Vacate Judgment Filing Fee	$200
	County Jail Incarceration Fee	$85/day
	Effective January 1, 2021, the City Manager is authorized to adjust the incarceration fee to match the amount charged by Johnson County	
	Finger/Palm Printing Fee	$30
	Motion to Admit Out-of-State Attorney Filing Fee	$50
	Motion to Revoke Fee	up to $100
	Municipal Court Monitoring Fees	Up to $35/month
	Expungement Filing Fee (non-refundable)	$50
	Expungement Fee (paid if expungement is granted)	$100
	Warrant Fee	$75
	Use of courtroom for wedding ceremonies performed by the Municipal Court Judge - Lenexa residents	None
	Use of courtroom for wedding ceremonies performed by the Municipal Court Judge - non-residents	None

Municipal Court Costs (City Code 2-12-L-1)

Dept	Description	Fee
Municipal Court	Municipal Court Costs	$40

(effective 1/1/2017)

Parade and Special Event Permit Fees

Dept	Description	Fee
Community Development	Parade Permit Fee	$75
Community Development	Type I Special Event Permit Fee*	$75
Community Development	Type II Special Event Permit Fee	$150
Community Development	Special Event Registration Fee**	$20

*If one application is made for multiple Type I permits to run consecutively, the fee for only one permit is charged.

**This fee is only applicable to special events which are not required to obtain a full permit, as set forth in Lenexa City Code Section 4-1-B-25.

City Departmental Services Charges

Dept	Description	Fee
Relevant Department	City Departmental Services Charges	Actual costs incurred - staff hourly time (including wages & fringe benefits) & other related costs
-	(Charges for actual costs incurred in connection with parade or special event permit. The estimated charges are due within 3 days prior to the parade or special event. If estimated charges do not cover the City's actual costs, the applicant shall be billed for the difference due within 10 days of the event, and such costs shall be paid within 30 days. All charges billed to applicant shall be itemized.)	

Parks and Recreation Fees

Note:

The Parks & Recreation Director is authorized to establish & approve discounts of up to 20% on all Parks & Recreation fees including Rec Center fees. The Parks & Recreation Director is also authorized to establish a waiver process & approve waivers of Parks & Recreation fees including Rec Center fees for publication on the City's website.

The Parks & Recreation Director is authorized to establish usage fees for services at the Rec Center, with the exception of membership and admission fees. The Parks & Recreation Director is also authorized to establish & approve discounts of up to 20% on all Rec Center fees. The Parks & Recreation Director is also authorized to establish a waiver process & approve waivers of all Rec Center fees. The Parks & Recreation Director shall provide a current list of Rec Center fees to the Finance Department

Rec Center Fees

Description	Fee	Fee Cont.
Annual Memberships:	Residents	Non-Residents
Adult - Core Pass	$495	$616
Youth - Core Pass	$385	$473
Senior - Core Pass	$440	$550
Household - Core Pass*	$814	$1,012
Plus 1 - Core Pass**	$231	$286
Adult - X Pass	$715	$891
Youth - X Pass	$605	$748
Senior - X Pass	$660	$825
Household - X Pass*	$1,034	$1,287
Plus 1 - X Pass**	$286	$341
Members who pay the annual membership will receive 12 months of membership for the price of 11 months.		
Monthly Memberships:	Residents	Non-Residents
Adult - Core Pass	$45	$56
Youth - Core Pass	$35	$43
Senior - Core Pass	$40	$50
Household - Core Pass*	$74	$92
Plus 1 - Core Pass**	$21	$26
	Residents	Non-Residents
Adult - X Pass	$65	$81
Youth - X Pass	$55	$68
Senior - X Pass	$60	$75
Household - X Pass*	$94	$117
Plus 1 - X Pass**	$26	$31
Monthly memberships are continuous & termination requires a 30-day notice. Monthly memberships require some form of automatic payment (credit card, debit card, automatic checking account withdrawal).		

*Household memberships cover a maximum of 5 individuals living at the same address (ages 3 & older). Additional household members living at the same address will be charged the Plus 1 rate.		
**Plus 1 memberships can be added to an Adult or Senior membership, or for the 6th (and up) person on a Household membership. Plus 1 member must live at the same address as the primary member (household verification applies to those 18 and older).		
School Break Membership Passes:	Residents	Non-Residents
Core Pass - 30 day pass	$45	$56
X Pass - 30 day pass	$65	$81
There is no age restriction on school break passes. Individual must have a valid student ID to purchase a 30-day pass. The passes are not refundable.		
	Residents	Non-Residents
Single Day Passes	$9	$12
Punch Card (10 visits)	$81	$108
Child Care:	Members	Non-Members
Daily Rate	$4	$5
Monthly Unlimited - First Child	$16	$16
Monthly Unlimited - Any Additional Child	$11	$11
Punch Card (10 visits)	$36	$45
Group X Fitness Classes:	Members	Non-Members
Drop In	$7	$9
Punch Card - (10 visits)	$63	N/A
Personal Training:	Members	Non-Members
Personal Training Session - 60 min.	$60	$85
New Client Special (3-pack)	$108	$135
4 Pack	$220	$245
8 Pack	$396	$420
12 Pack	$528	$545
Wellness Assessment	$56	$70
Swim Lessons (Rec Center & Outdoor Pools):	Residents & Members	Non - Residents & Non-Members
Group Sessions (8 lessons)	$60	$65
Semi-Private Sessions (2 Participants) (4 lessons)	$75	$81
Private Sessions (4 lessons)	$120	$130
Rentals:	Fee	
Rec Center Conference Room	$40 - $60	(hourly fee)
Activity Gym	$75 - $115	(hourly fee)
Rec Room	$40 - $60	(hourly fee)
Birthday Party Room	$40 - $60	(hourly fee)
Fitness Studios	$40 - $60	(hourly fee)
Entire Facility (excludes 3rd floor access, up to 200 people - charge for additional individuals is $2 per person, 4 hour minimum, 2 hour pool maximum) Rate:	$1,500-$3,000	
Additional hour in pool (Entire Facility rental)	$200	
Additional hour for entire facility (Entire Facility rental)	$250	

Inflatables	$55	
Gaga Pit	$55	
Archery Tag Nerf game	$55	
Birthday Parties:		
Package Options	$170 - $400	
All packages include Party Attendant & Facility Access for up to 25 people	$6/person for additional guests	
Birthday Party cancellation fees will be charged as follows:		
30-15 days prior to reservation date	Forfeit $50 deposit	
14 days or less prior to reservation date	100% of reservation cost	
No cancellation fee is charged if a reservation is cancelled more than 30 days in advance		

Parks Facilities Rental

Description	Fee	
Old Town Activity Center- Hourly Prime Time rates (Mon -Thur 5 PM to 10PM; Fri 5PM to Midnight; Sun 10PM):	Residents	Non-Residents
Gym (full court)	$110	$140
Gym (half court)	$55	$70
Haskins Room (Entire Room)	$140	$180
Haskins Room (Half Room)	$70	$90
Oak Room	$70	$90
Walnut Room	$40	$~~55~~50
Kitchen (Haskins or Gym)	$25	$35
Outdoor Pickleball Court	$15	$20
Old Town Activity Center - Hourly Non-Prime Time rates (Mon - Fri 8AM to 5PM)	Residents	Non-Residents
Gym (full-court)	$80	$100
Gym (half court)	$45	$50
Haskins Room (Entire Room)	N/A	N/A
Haskins Room (Half Room)	N/A	N/A
Oak Room	$55	$70
Walnut Room	$25	$35
Kitchen (Gym Only)	$25	$35
Outdoor Pickleball Court	$15	$20

Old Town Activity Center - *Hourly Prime Time Entire Facility rates*		
Entire Complex (4 hour minimum and includes gym, all rooms, 2-kitchens, pickleball courts)	$455/hr	$570/hr
Entire Indoor Facility (4 hour minimum and includes gym, all rooms, 2-kitchens)	$385/hr	$485/hr
Full Porch Rental (2 hour minimum)	$240/hr	$300/hr
Birthday Parties:		
Package Options	$170-$400	
All packages include Party Attendant & Facility Access for up to 25 people	$6/person	
Thompson Barn Rental - Prime Time rates for Entire Facility (Fri 5PM to Midnight; Sat 8AM to Midnight):		
	Residents	Non-Residents
Hourly rental fee	$185/hr	$210/hr
All day fee (8AM to Midnight, Sat. only)	$2,775	$3,150
Thompson Barn Rental - Non-Prime Time package rates		
	Residents	Non-Residents
One Floor (8 hours)	$595	$700
Entire Facility (8 hours)	$770	$945
Thompson Barn Rental - Non-Prime Time rates for Entire Facility (Mon - Fri 8AM to 5PM; Sun 8AM to 10PM):		
	Residents	Non-Residents
Hourly rental fee	~~$100/hr~~$110/hr	~~$125/hr~~$135/hr
Thompson Barn Rental - Non-Prime Time rates for One Floor (Mon - Fri 8AM to 5PM; Sun 8AM to 10PM):		
	Residents	Non-Residents
Hourly rental fee	~~$75/hr~~$85/hr	~~$90/hr~~$100/hr
Park Shelter and Amenity Rental		
Black Hoof Park Oak Shelter & Sar-Ko-Par Trails Grand Pavilion	Residents	Non-Resident
Half-day	$150	$200
Full-day	$300	$400
Park Shelter Rental - All Other Shelters		
Half-day	$50	$75
Full-day	$100	$150
Gazebo Rental		

Rental fee (2-hour maximum)	$50	$75
Sports Field Rental		
One field/hour	$10	$15
Tennis Court Rental		
One Court/hour	$10	$15
~~Bois D' Arc~~Old Town Activity Center **Pickleball Court Rental**		
One Court/hour	$15	
Entire Complex/hour	$105	
Sand Volleyball Court		
One Court/hour	$10	$15
Roller Hockey Rink		
Court/hour	$25	$35
Black Hoof Disc Golf Course Rental		
All Day Course Fee	$400	$500
Outdoor Swimming Pool Fees:	Residents	Non-Resident
Memberships - Household	$130	$210
Memberships - Individual	$70	$115
Memberships - Senior citizen	$35	$50
Flat Rock Creek Daily Fee	$7	$10
Ad Astra Daily Fee	$7	$10
Sar-Ko-Par Aquatics Center-Daily Fee	$9	$13
Senior 60+ Daily Fee - Resident	$4	$6
Pool Rental (Ad Astra & Flat Rock Creek):	Fees	
2 hours	$435	
1.5 hours	$365	
1 hour	$285	
Concession Stand Rental (with Pool rental):		
2 hours	$30	
1.5 hours	$25	
1 hour	$20	
Pool Rental (Sar-Ko-Par Aquatic Center):		
2 hours	$1,200	
1.5 hours	$900	
1 hour	$600	
Pool Party Fees		
Splash parties include 3 reserved tables and entry for 24 persons		
Sar-Ko-Par Splash Birthday Party	$250-$300	
Flat Rock Creek Splash Birthday Party	$175-$250	
Lenexa Lazers Swim/Dive Team Fees	Residents	Non-Resident
Swim Team	$125	$160
Dive Team	$125	$160
Swim & Dive Team	$170	$210
Pre-competitive	$125	$160

Replacement Cards	$5	$5

Miscellaneous

Description	Fee
Parks Special Permit Fee	$100
Additional Trash and Recycling Receptacle Fee	$15 per container
Facility Reservation Deposit	$500
Facility Damage Deposit (without alcohol)	$150
Facility Damage Deposit (with alcohol)	$250
Alcoholic Liquor Facilities Charge (applicable whenever alcoholic liquor is served/provided at a City facility)	$100

Other

Description	Fee
Alcoholic Liquor & Cereal Malt Beverages:	
Alcoholic Liquor Permit Application Fee (to possess alcoholic liquor at certain City facilities, per City Code Section 3-9-G-2-A-3)	$25

Park Impact Fee

The Park & Recreation Impact Fee (PRIF) for any single family residential property shall be one Equivalent Dwelling Unit (EDU) rate. Residential dwellings in excess of one dwelling unit are charged one EDU per dwelling. The PRIF for all non-residential developed property is equal to the EDU rate multiplied by the square feet of the structure for which the building permit is requested, divided by the number of square feet in one EDU (3,800 square feet).

Dept	Description	Fee
Community Development	One EDU Rate for Residential Property	$633
Community Development	EDU Rate for Non-Residential Developed Property	$0.1666 per square foot

Planning and Development

Dept	Description	Fee
	PLANNING AND ZONING	
Community Development	Special Use Permit~~:~~	$500
	~~Less than 1 acre~~	~~$350~~
	~~1.1 - 3 acres~~	~~$450~~
	~~More than 3 acres~~	~~$550~~
Community Development	~~Change in Zoning~~Rezoning - Residential~~:~~	$800
	~~0 - 5 acres~~	~~$425~~
	~~5.1 - 10 acres~~	~~$550~~
	~~10.1 - 20 acres~~	~~$675~~
	~~20.1 acres to 50 acres~~	~~$800~~
	~~50.1 acres or more~~	~~$925~~
Community Development	~~Change in Zoning~~Rezoning - ~~Other:~~Nonresidential/Mixed~~–~~Use	$1,100
	~~0 - 5 acres~~	~~$900~~
	~~5.1 - 15 acres~~	~~$1,000~~
	~~15.1 - 25 acres~~	~~$1,100~~
	~~25.1 acres to 50 acres~~	~~$1,200~~
	~~50.1 acres or more~~	~~$1,300~~
	SUBDIVISION PLATS AND PLANS	
Community Development	Preliminary Plat/Revised Preliminary Plat~~:~~	~~$300 plus $7/lot~~$500
Community Development	Final Plat/Revised Final Plat~~:~~	~~$250 plus $7/lot~~$500
Community Development	Concept Plan/Revised Concept Plan	$300
Community Development	Preliminary Plan/Revised Preliminary Plan	$500
Community Development	Final Plan/Revised Final Plan/Staff Review Only Final Plan	$500
Community Development	Deviation Request (Planning Commission) (only charged when filed separately from preliminary or final plan)	$200
Community Development	Lot Split Application~~s:~~	~~$70~~$100
Community Development	Technical Correction Plats (by affidavit)	$100
~~Community Development~~	~~Preliminary Plan:~~	-
-	~~Single Family Residential~~	~~$350 plus $7/lot~~
-	~~Other~~	~~$350~~

~~Community Development~~	~~Conceptual Plan~~	~~$300~~
~~Community Development~~	~~Final Plan – Planning Commission~~	~~$400~~
~~-~~	~~Final Plan – staff review only~~	~~$375~~
~~Community Development~~	~~Revised Final Plan~~	~~$400~~
~~Community Development~~	~~Revised Preliminary Plan:~~	~~-~~
~~-~~	~~Single Family Residential~~	~~$350 plus $7/lot~~
~~-~~	~~Other~~	~~$350~~
~~Community Development~~	~~Deviation Request – Planning Commission~~	~~$200~~
~~-~~	~~(effective October 1, 2015 - only charged when filed separately from preliminary or final plan)~~	~~-~~
~~Community Development~~	~~Sign Scheme – Planning Commission~~	~~$125~~
~~-~~	~~(only charged when filed separately from preliminary or final plan)~~	~~-~~
~~Community Development~~	~~Sign Deviation – Planning Commission~~	~~$200~~
~~-~~	~~(only charged when filed separately from preliminary or final plan)~~	~~-~~
~~Community Development~~	~~Deviations and Sign Schemes~~	~~$200~~
	~~(if filed independently of a plan or plat)~~	
	BOARD OF ZONING APPEALS	
~~Community Development~~	~~Appeals~~	~~$100~~
~~Community Development~~	~~Variance~~	~~$150~~
Community Development	~~Appeals and V~~variances~~s~~	$200
Community Development	Appeal	$200
	RIGHT-OF-WAY/EASEMENT VACATION	
Community Development	Right-of-Way/Easement Vacation	$200
	STREET TREES	
Community Development	Street Trees	$375/tree

Police Dept Services

Dept	Description	Fee
Police	Finger Printing - Lenexa Resident	$10
Police	Police Standby Fees:	
	Police Major	Actual pay rate per hour (including fringe benefits) x number of hours worked (minimum of 2 hours)
	Police Captain	Actual pay rate per hour (including fringe benefits) x number of hours worked (minimum of 2 hours)
	Police Sergeant	Actual pay rate (including overtime, if applicable) per hour (including fringe benefits) x number of hours worked (minimum of 2 hours)
	Police Corporal	Actual pay rate (including overtime, if applicable) per hour (including fringe benefits) x number of hours worked (minimum of 2 hours)
	Master Police Officer	Actual pay rate (including overtime, if applicable) per hour (including fringe benefits) x number of hours worked (minimum of 2 hours)
	Police Officer	Actual pay rate (including overtime, if applicable) per hour (including fringe benefits) x number of hours worked (minimum of 2 hours)
	Police Vehicle	$50 per vehicle (maximum of 8 hours)

Public Market and City Hall Rental Fees

The Public Market Manager is authorized to establish rental fees for Public Market areas (including the catering kitchen & the demonstration kitchen). The Public Market Manager is also authorized to establish a waiver process & approve waivers of Public Market rental fees. The Public Market Manager shall provide a current list of Public Market fees to the Finance Department for publication on the City's website.

Dept	Description	Fee
Public Market	**Public Market Rental Fees**	
	Facility Rentals:	
	Market Floor (minimum of 4 hours)	$1,600 minimum
	Lower Commons only (minimum of 4 hours)	$800 minimum
	Market Floor & Lower Commons & Demonstration Kitchen (minimum of 4 hours)	$2,800 minimum
	Demonstration Kitchen:	
	Demonstration kitchen (partial use)	$75 / hr
	Demonstration kitchen (full-kitchen use)	$95 / hr
	Demonstration kitchen (City employees, personal use)	20% discount, waived contract violation deposit
	Merchant classes	$50 - 2 hour class $75 - 3 hour class $100 - 4 hour class
	Pop-Up Restaurant:	
	Rental rate	10% sales
	Contract violation deposit (refundable)	$100
	Cleaning fee	$50
	Catering Kitchen:	
	Non-Tenant - only approved hours of use	$20 per hour
	(including Farmer's Market vendors)	
	Food Truck:	
	Single appearance (FNSB or other event)	$50 application fee
	Food Truck Frenzy (Old Town & Civic Campus)	$200 application fee

City Hall & Lenexa Commons Rental Fees

The Parks & Recreation Director is authorized to establish rental fees for City Hall areas and the Lenexa Commons (including the Commons Amphitheater). The Parks & Recreation Director is also authorized to establish a waiver process & approve waivers of City Hall/Lenexa Commons rental fees. The Parks & Recreation Director shall provide a The Parks & Recreation Director shall provide a current list of City Hall/Lenexa Commons rental fees to the Finance Department for publication on the City's website.

Dept	Description	Fee
Parks & Recreation	Community Forum	$175 - $265 per hour
	Prairie Star Conference Room	$40 - $60 per hour
	Santa Fe Conference Room	$40 - $60 per hour
	Lenexa Commons/Commons Amphitheater	$100 - $150 per hour

Research and Document Fees

Dept	Description	Fee
Police	Police Department Records:	
	Standby fee to review evidence/property not related to a KORA request.	Actual pay rate per hour (including fringe benefits) x number of hours worked
Police	Police Reports:	
	Reports requested for purposes of a Driving Under the Influenece (DUI) administrative hearing under K.S.A 8-1020	$0.25/page
Police	District or Municipal Court Discovery Records	
	Photographs – Digital Prints	$25
	Police Reports 1-10 pages	$5
	Police Reports 11-25 pages	$10
	Police Reports 26 or more pages	$15
	Video – Digital Video Files	$25
	Processing fee	$5
Police	Other Reports:	
	Other Reports/information/records produced pursuant to the Kansas Open Records Act	Actual staff time for the lowest-cost category/categories of staff reasonably necessary to complete the request (not including any benefits), plus any actual costs incurred to produce the information (offsite document retrieval, postage, large scale copying charges, storage on a digital device).
Police	(No fee for listed crime victim to obtain Police Report, open portion).	
	Community Development Documents:	
Community Development	Research/compilation/production of information pursuant to Kansas Open Records Act	Actual staff time for the lowest-cost category/categories of staff reasonably necessary to complete the request (not including any

		benefits), plus any actual costs incurred to produce the information (offsite document retrieval, postage, large scale copying charges, storage on a digital device).
Community Development	Documents and plan sets requested for purposes of bidding on City projects	Varies based on the project scope. Administered and billed through third party bidding services providers.
	Other City Research and Document Fees:	
Administration	Research/compilation/production of information pursuant to Kansas Open Records Act	Actual staff time for the lowest-cost category/categories of staff reasonably necessary to complete the request (not including any benefits), plus any actual costs incurred to produce the information (offsite document retrieval, postage, large scale copying charges, storage on a digital device).
	(This fee applies to staff time used for searching, compiling, reviewing, redacting, sorting, providing access to and/or copying of records or data).	
	Fire Department Records:	
Fire	NO FEE for personal medical records or property owner fire reports	
Fire	Other Reports/information/records produced pursuant to the Kansas Open Records Act	Actual staff time for the lowest-cost category/categories of staff reasonably necessary to complete the

		request (not including any benefits), plus any actual costs incurred to produce the information (offsite document retrieval, postage, large scale copying charges, storage on a digital device).

Residential Rental Registration Fees

Dept	Description	Fee
Community Development	Residential Rental License Fees:	
	Single Family Dwelling	$75
	Duplex:	
	First Dwelling Unit	$75
	Additional Dwelling Units under common ownership	$20
	Triplex	$115
	Quadplex	$135
	Apartment Complex	$75 plus $20 per unit

Right of Way Management

Dept	Description	Fee
Municipal Services	Application fee for right-of-way permit	$45/address
Municipal Services	Application fee for placement of letterboxes in right-of-way	$120
Municipal Services	Fee for Street Cuts/Street Excavations	Formula-based (see below)
	(Formula: [Cost per square yard for street, overlays, and sealcoats] * depreciation rate * area of influence)	
	Average cost per square yard:	
	Street	$50
	Overlays	$10
	Ultra Thin Asphalt Bonded Overlay (UBAS)	$5
	Average depreciation rates:	

	Streets - age 0 to 8 years	75%
	Streets - age 9 to 15 years	50%
	Streets - age 16 to 20 years	25%
	Overlay - age is 1 year	90%
	Overlay - age is 2 years	80%
	Overlay - age is 3 years	70%
	Overlay - age is 4 years	60%
	Overlay - age is 5 years	50%
	Overlay - age is 6 years	40%
	Overlay - age is 7 years	30%
	Overlay - age is 8 years	20%
	Overlay - age is 9 years	10%
	Overlay - age is 10 years	0%
	Sealcoat - age is 1 year	80%
	Sealcoat - age is 2 year	60%
	Sealcoat - age is 3 year	40%
	Sealcoat - age is 4 year	20%
	Sealcoat - age is 5 year	0%
	City Facility Attachment Fees	
Community Development & Municipal Services	Annual Attachment Fee	270 (includes $25 Right-of-Way Access Fee)
	Annual Right-of-Way Access Fee	$25 per site in the Right-of-Way (any per site franchise fee payment made pursuant to a wireless franchise shall satisfy payment of this fee)
	Non-Recurring Fees:	
	Permit Application Fee	An amount equal to the fee for a right-of-way permit. (Intended to reimburse the City for costs incurred for review of the permit application and site design approval.)
	Make Ready Work Charges	An amount for all actual work done or contracted by the City for any necessary inspections (reasonable material, labor, administrative costs and overhead costs).

	Inspection Fee	An amount for all actual work done or contracted by the City for any necessary inspections (reasonable material, labor, administrative costs and overhead costs).
	Unauthorized Attachment Penalty Fee	3x annual attachment fee per occurrence.
	Failure to Timely Transfer, Abandon or Remove Facilities Penalty	1/5 annual attachment fee per day, per pole, first 30 days; the annual attachment fee per day, per pole, second 30 days and thereafter
	Conduit Rental Fees	
Community Development & Municipal Services	Annual Conduit Rental Fee for non-governmental entities	$1.00 per linear foot per year
	Non-Recurring Fees:	
	Permit Application Fee	An amount equal to the fee for a right-of-way permit. (Intended to reimburse the City for costs incurred for review of the permit application and site design approval.)
	Make Ready Work Charges	An amount equal to the cost of actual work done or contracted by the City for any make ready or other work done to accommodate permitee's fiber and other equipment (reasonable material, labor, administrative cost and applicable overhead).
	Unauthorized Attachment Penalty Fee	3x annual conduit rental per per occurrence
	Failure to Timely Transfer, Abandon or Remove Facilities Penalty	1/5 annual conduit rental fee per day, per linear foot, first 30 days; the annual conduit rental fee per day, per linear foot, second 30 days and thereafter.

	Annual Conduit Rental Fee for governmental entities	An amount established by the City taking into consideration any established relationship between the parties. The governmental entity is responsible for obtaining its own meter and electricity supply.

Solid Waste Fees

Dept	Description	Fee
Municipal Services	Residential Public Dumpster Fees:	
	Cars	$20
	Mini vans with Seats	$20
	Mini vans without Seats	$25
	SUV	$25
	Small Trailer (1 axle)	$30
	Tandem Axle - Truck or Trailer	$50
	Pickups	$40
	Panel/Service Vans	$40
	Small Box Truck (Moving Style)	$50
	Large Box Truck (Moving Style)	$75
	Tires	$5 each
	White goods with Freon	$75 per household appliance
	Residents using the service will be required to pay the above stated fees each time they use the service.	
	Electronic Waste Recycling Fee (Fee is charged per item recycled):	
	Computer Monitor	$20
	Television	$35

	Other Electronic Waste Items	No charge

Stormwater Fees

Dept	Description	Fee
Municipal Services	Stormwater Service Charge - **rate effective for November 2015 & future tax bills**	Annual charge of $109 per EDU (collected through tax bill)
Community Development	Stormwater System Development Charge (Capital Charge) - **rate effective April 17, 2026***	$1,397 per Equivalent Dwelling Unit (EDU)

*The stormwater system development is assessed at the time of permit issuance. The system development charge varies, depending on the amount of impervious area within a development project. This fee is used to provide regional system control to flooding that is likely to result from a 1% rain event. In essence, it is the development's cost of their capacity in the City's drainage system. The fee is calculated at $1,397 per equivalent dwelling unit (EDU). In the case of residential property, as defined in City Code Section 4-5-E, an EDU is one dwelling unit. For all other development types, one EDU is assessed for each 2,750 square feet of impervious area. For example, 30,000 square feet of impervious area would equate to 10.9 EDUs (30,000 divided by 2,750 = 10.9). Credit against the system development charge shall be given for building permits authorizing construction on a lot shown on a final plat or final plan that was approved prior to April 20, 2004. In addition, a credit shall be given for any building permit authorizing construction on a lot shown on a final plat or final plan which provides retention or detention for the 1% rain event, as authorized by the City with development approval.

Transportation Improvement Program Fees

Dept	Description	Fee
Community Development	The Transportation Improvement Program (TIP) fee varies depending upon the size and use of the subject building and is based on the traffic generation by the use.	
	Rate per trip generated	$50.65
	TIP Fees for Common Land Uses	
	Use Type	TIP Fee
	Single Family Home	$506.50/d.u.
	Duplex	$424.61/d.u.
	Multi-Family Unit	$337.77/d.u.
	Office	$0.676/square foot
	Medical Office	$1.82/square foot
	Warehousing	$0.245/square foot
	Underground Warehousing	$0.063/square foot
	Mini-Warehousing	$0.124/square foot
	Hotel/Motel w/ meeting rooms	$366.72/room
	Business Motel	$296.39/room
	Fast Food Restaurant	$11.38/square foot
	Sit-Down Quality Restauurant	$4.55/square foot
	Sit Down High Turnover Restaurant	$6.44/square foot
	Bank	$5.07/square foot
	Hospital	$0.854/square foot
	Convenience Store w/ gas pumps	$21.55/square foot
	Convenience Store without gas pumps	$18.84/square foot
	Congregate Care/Nursing Care Facility	$109.92/unit
	Car Wash (self-service)	$5,509/stall
	Car Wash (full service)	$9,191/service line
	Movie Complex	$7,828/screen
	New Car Dealership	$1.88/square foot
	Home Improvement Store	$1.785/square foot
	Quick Lube Shop	$2,031/stall
	Tire/Auto Service	$1.267/square foot
	Furniture Store	$0.265/square foot
	Retail Shops	$2.06/square foot
	Discount Store (greater than 60,000 square feet)	$2.87/square foot
	Grocery Store	$3.96/square foot
	Pharmacy/Drug Store	$4.49/square foot
	Child Care facility	$4.02/square foot
	Church/Synagogue	$0.469/square foot
	All Other Land Uses	$50.65/trip end

RESOLUTION NO. _____

A RESOLUTION SETTING CERTAIN FEES FOR THE CITY OF LENEXA, KANSAS.

WHEREAS, the City of Lenexa, Kansas deems it necessary to occasionally review and revise the City's fee schedule to keep fees commensurate with the costs of providing services; and

WHEREAS, the City desires to amend certain fees and add new fees, as well as affirm various existing fee amounts through adoption of one resolution, incorporating by reference a schedule of fees for convenience and efficiency; and

WHEREAS, this schedule of fees is titled "FY 2027 Fee Resolution – Exhibit A" and is attached hereto as Exhibit A and incorporated herein by reference; and

WHEREAS, other fees that are adopted or adjusted by ordinance or by publication, and not by resolution, are intentionally excluded from Exhibit A; and

WHEREAS, the fees that are excluded and which have a separate method established by City Code for their adoption or amendment, include: business license taxes; municipal court costs; the Parks and Recreation Impact Fee (PRIF); the Transportation Improvement Program fee (TIP); the storm water service charge and the storm water system development charge; certain economic development fees; and tow and storage fees.

NOW, THEREFORE, BE IT RESOLVED BY THE GOVERNING BODY OF THE CITY OF LENEXA, KANSAS:

SECTION ONE: The City Council hereby adopts the fees as set out in the schedule attached hereto as Exhibit A and incorporated herein by reference, to become effective January 1, 2027, unless and until amended or upon further action of the City Council.

SECTION TWO: This Resolution establishing a schedule of fees shall be maintained with the Chief Financial Officer to be open to inspection and available to the public at all reasonable hours.

SECTION THREE: The Chief Financial Officer is authorized to compile a comprehensive list of all City fees, including fees and taxes not adopted herein, to be identified as 2027 City Fee Schedule (the "Schedule") and made available for review on the City's official website and elsewhere as deemed appropriate. The Schedule shall be maintained and updated by the Chief Financial Officer as is necessary to reflect future changes in fees.

SECTION FOUR: The following Resolution is repealed effective January 1, 2027: 2025-061.

SECTION FIVE: This Resolution shall become effective January 1, 2027.

SECTION SIX: The repeal of the Resolution provided above shall not affect any rights acquired; fines, penalties, forfeitures or liabilities incurred thereunder; or pending actions involving any of the provisions of said Resolutions or parts thereof. The Resolutions repealed continue in force and effect after the adoption and effective date of this Resolution for the sole purpose of such rights, fines, penalties, forfeitures, liabilities and actions.

PASSED BY the City Council this 1st day of December, 2026.

SIGNED BY the Mayor this 1st day of December, 2026.

CITY OF LENEXA, KANSAS

_____
Julie Sayers, Mayor

ATTEST:

_____
Jennifer Martin, City Clerk

APPROVED AS TO FORM:

_____
Sean McLaughlin, City Attorney

CITY COUNCIL
MEMORANDUM

ITEM 9

SUBJECT: Public hearing to consider the recommended fiscal year 2027-2031 Capital Improvement Program

CONTACT: Nate Blum, Chief Financial Officer

DATE: December 1, 2026

ACTION NEEDED:
Conduct a public hearing to consider the recommended fiscal year (FY) 2027-2031 Capital Improvement Program (CIP).

PROJECT BACKGROUND/DESCRIPTION:
The recommended FY 2027-2031 CIP is approximately $302.7 million and includes funding for 60 capital projects. As required by the City's CIP policy, the Planning Commission will review the recommended CIP at its meeting on November 30, 2026.

The Governing Body reviewed the recommended CIP at the October 27, 2026 Committee of the Whole meeting. In addition, the City made the recommended CIP document available on its website and published the public hearing notice in The Kansas City Star on November 10, 2026. The entire recommended CIP document is available on the City's website.

The CIP is funded by the following sources:

Funding Sources	Amount
General Obligation Bonds	$87,825,900
General Fund Revenues	$80,923,050
3/8¢ Sales and Use Tax	$46,717,700
Federal and State Grants	$27,694,900
Other Sources (includes JoCo CARS and SMAC grants, etc.)	$24,708,900
Stormwater Fund Revenues	$20,716,000
Special Highway Fund (Motor Fuels Tax)	$9,505,500
Excise Tax	$4,628,400
Total Sources of Funding	**$302,720,350**

The CIP will fund projects in these categories:

Uses of Funding	**Amount**
Streets / Bridges / Traffic Projects	$201,772,250
Facilities Projects	$42,648,300
Stormwater Projects	$29,749,200
Parks & Recreation Projects	$17,353,600
Capital Equipment / Other Projects	$11,197,000
Total Uses of Funding	**$302,720,350**

The facilities component of the CIP includes funding for Fire Station 6, design of the Public Safety Training Facility, and design of the Parks and Recreation Service Center project. In addition, the streets component of the CIP includes funding for 83rd Street Improvements, the Pavement Management Program, and the Pavement Reconstruction Program.

The Governing Body will consider approval of the recommended FY 2027-2031 CIP at its meeting on December 15, 2026.

FINANCIAL IMPLICATIONS/FUNDING SOURCES:
The CIP is the formal capital plan for the City and establishes the planned expenditure amount for each capital project. The Governing Body may consider amendments to the CIP as needed throughout the year to add or remove projects and to adjust project budget amounts.

STAFF RECOMMENDATION:
Conduct the public hearing.

VISION / GUIDING PRINCIPLES ALIGNMENT:

Vision 2040	**Guiding Principles**
Integrated Infrastructure & Transportation	Prudent Financial Management
Vibrant Neighborhoods	Strategic Community Investment

ATTACHMENTS
1. Link to Recommended CIP Document online

CITY COUNCIL
MEMORANDUM

ITEM 10

SUBJECT: Exterior Grant & Property Tax Rebate Program Reports

CONTACT: Angel Whitaker, Community Standards Supervisor
Kyle Glaser, Economic Development Analyst

DATE: December 1, 2026

PROJECT BACKGROUND/DESCRIPTION:
Staff will provide updates on the Exterior Grant and Property Tax Rebate programs.

FINANCIAL IMPLICATIONS/FUNDING SOURCES:

Program	FY 2026 Budget	Grants/Rebates	Total Awarded
Exterior Grant Program	$90,000	20	$83,642
Property Tax Rebate Program	$100,000	147	$100,000

VISION / GUIDING PRINCIPLES ALIGNMENT:

Vision 2040	Guiding Principles
Vibrant Neighborhoods	Strategic Community Investment
Thriving Economy	Extraordinary Community Pride

ATTACHMENTS
1. Presentation located in the Appendix

CITY COUNCIL
MEMORANDUM

ITEM 11

SUBJECT: Old Town North Parking Lot Reconstruction Project Update

CONTACT: Tim Green, Deputy Community Development Director
Brandon McElhiney, Senior Project Manager/Engineer

DATE: December 1, 2026

PROJECT BACKGROUND/DESCRIPTION:
Staff will make a presentation on the status of the Old Town North Parking Lot Reconstruction Project. This project is included in the 2026-2030 Capital Improvement Program for construction in 2027. City staff, along with the consultant, Hg Consult, Inc., will update the Governing Body on the work to date, public meeting, and upcoming schedule.

ATTACHMENTS
None

APPENDIX

MINUTES OF THE
NOVEMBER 17, 2026
LENEXA CITY COUNCIL MEETING
COMMUNITY FORUM, 17101 W 87th STREET PARKWAY
LENEXA, KS 66219

CALL TO ORDER

Mayor Sayers called the meeting to order at 7 PM.

ROLL CALL

Councilmembers Handley, Charlton, Nicks, Bell, Williamson, and Herron were present with Mayor Sayers presiding. Councilmembers Eiterich and Denny were absent.

Staff present included Beccy Yocham, City Manager; Todd Pelham, Deputy City Manager; Mike Nolan, Assistant City Manager; Scott McCullough, Community Development Director; Sean McLaughlin, City Attorney; Jennifer Martin, City Clerk; and other City staff.

APPROVE MINUTES

Councilmember Bell made a motion to approve the November 3, 2026 City Council meeting draft minutes and Councilmember Williamson seconded the motion. Motion passed unanimously.

MODIFICATION OF AGENDA

There were no modifications to the agenda.

CONSENT AGENDA

1. Acceptance for maintenance

    a. Acceptance of the 2025 Community Development Block Grant Project for maintenance
    This project replaced the existing streetlights along Candlelight Lane, Widmer Road, Park Street, Summit Street, and 89th Terrace with energy efficient LED fixtures on new aluminum light poles. The total cost of construction was $360,704.

    b. Acceptance of the 87th Street & Bluejacket Street Stormwater Improvements Project for maintenance
    This project replaced failing pipes near the intersection of 87th Street & Bluejacket Street, as well as in the Pine Ridge Business Park near 84th Street & Melrose Drive. The total cost of construction was $1,865,452.66.

2. Acceptance of utility, drainage, landscape, and sidewalk easements and rights-of-way as shown on Stoneridge North, Sixth Plat

Stoneridge North, Sixth Plat is a single-family residential neighborhood on 28.21 acres located in the northeast corner of 79th Street & Gabriel Street. Easements and rights-of-way are being dedicated to the City as part of this final plat.

3. Acceptance of a drainage easement as shown on Vista Village, 4th Plat
   Vista Village, 4th Plat is a mixed-use development on 5.4 acres located in the southeast corner of Prairie Star Parkway & Ridgeview Road. A drainage easement is being dedicated to the City as part of this final plat.

4. Approval of an agreement with HNTB Corporation for street lighting design services
   This agreement will provide for the engineering and design of various street lighting projects throughout the city, replacing streetlights with new energy-efficient streetlights on metered lighting systems. The total fee is not to exceed $100,000.

5. Approval of an agreement with Cornerstone OnDemand, Inc. to renew services for a learning management system
   The City's current agreement expires December 31, 2026. This unified system allows City staff to create, store, assign, and track all employee training. It also provides a subscription of public sector focused, on demand, online courses. Staff recommends renewing this agreement for a new two-year term for a total cost of $101,284.05.

6. Approval of an agreement with the Secretary of Transportation for the State of Kansas for the 95th Street & Lackman Road intersection portion of the 95th Street Improvements - Renner to Lackman Project
   This project includes a new traffic signal at 95th Street & Lackman Road, intersection realignment, additional turn lanes, minor stormwater work, intersection lighting, resurfacing, and improvements to sidewalks and trails. The project will receive $2.4 million in federal funding and an agreement with KDOT is required to receive reimbursements of the funding.

7. Consideration of action items regarding the construction of the 99th Street & Woodsonia Drive Special Benefit District (Solera Development)

   a. Approval of an engineering agreement with Schlagel & Associates, P.A. for the design of the 99th Street & Woodsonia Drive Special Benefit District (SBD)

   b. Approval of a construction contract with The BTR Group, LLC for the construction of the SBD
      The 99th Street & Woodsonia Drive Special Benefit District will construct the infrastructure necessary for the Solera Mixed-Use development including 99th Street & Woodsonia Drive ("Project"). The agreement with Schlagel & Associates, P.A. is for design of the Project in the amount of $89,997. The agreement with The BTR Group, LLC is for the construction of the Project in the amount of $8,238,862.09.

8. Resolution approving the serving of complimentary alcoholic liquor or cereal malt beverages at certain events promoting the arts
   Governing Body approval is required for non-profit organizations to serve complimentary alcoholic liquor or cereal malt beverages at events promoting the arts.

The proposed resolution will approve the serving of complimentary alcoholic liquor or cereal malt beverages at the Lenexa Artists' Receptions in 2027.

9. Resolution declaring it necessary to appropriate private property for construction of the Mill Creek Stormwater Improvements - Southeast Project
   This resolution will allow the City to proceed with the acquisition of private property. The total cost of this project, including property acquisition, is estimated to be $1.7 million.

10. Resolution providing notice and calling for a public hearing to appear and show cause why the fire damaged structure at 8070 Colony Lane should not be condemned and ordered repaired or demolished as an unsafe or dangerous structure
    A fire occurred at 8070 Colony Lane, resulting in substantial damage to the structure. The proposed resolution sets a public hearing for May 18, 2027, should fire damage repairs not commence in a manner acceptable to the Building Codes Administrator prior to that date.

11. Ordinance authorizing the issuance of industrial revenue bonds in the principal amount not to exceed $18.5 million (STAG Industrial Building 1 Project)
    The City Council previously authorized the issuance of industrial revenue bonds (IRBs) and a 10-year tax abatement to help finance the acquisition, construction, and equipping of a 186,300 square-foot office/warehouse/manufacturing project located on the north side of Marshall Drive between Pflumm Road and Santa Fe Trail Drive. The proposed ordinance will issue $18.5 million in IRBs in fall 2026.

12. Ordinance terminating Redevelopment (TIF) Project Plan 5 in the I-35 and 95th Street TIF District and repealing Ordinance 5660
    Project Plan 5 in the I-35 & 95th Street Redevelopment District ("Project Plan 5") is inactive and eligible for termination. The proposed ordinance repeals Ordinance 5660 and terminates Project Plan 5 and the associated disposition and development agreement.

13. Consideration of action items regarding Lenexa Logistics Centre North Phase II - Building 9

    a. Resolution authorizing the assignment and assumption and amendment of Resolutions of Intent 2025-057 and 2026-050 and associated payment in lieu of taxes agreement

    b. Ordinance authorizing the issuance of industrial revenue bonds in the principal amount not to exceed $20 million and repealing Ordinance 6066
       The City Council previously authorized the issuance of approximately $20 million in industrial revenue bonds (IRBs) and a 10-year tax abatement to help finance the acquisition, construction, and equipping of an office/warehouse/manufacturing project located at the northwest corner of Eicher Drive & Renner Boulevard in the Lenexa Logistics Centre North Phase II business park. The proposed resolution and ordinance will update the project developer and issue $20 million in IRBs by the end of 2026.

END OF CONSENT AGENDA

Councilmember Bell made a motion to approve items 1 through 13 on the consent agenda and Councilmember Charlton seconded the motion. Motion passed unanimously.

BOARD RECOMMENDATIONS

14. Ordinance approving a three-year special use permit for a basic industry use for AtoMe, Inc. located at 8605 Quivira Road in the BP-2, Planned Manufacturing District
The applicant proposes to operate a basic industry use as part of a lab, analytical/experimental use within the BP-2, Planned Manufacturing District at 8605 Quivira Road, which requires a special use permit.

Stephanie Sullivan, Planning Manager, said this request is for a three-year special use permit (SUP) for AtoMe, Inc. ("AtoMe") to operate a materials research and processing lab at 8605 Quivira Road, north of 87th Street Parkway, occupying about 3,000 square feet in a multitenant building. She said the proposed use was consistent with the site's zoning and future land use designation and that the property had more than the required parking. She said staff and the Planning Commission recommended approval.

Ms. Sullivan said the combustible materials used at the site required an SUP and that staff consulted the Fire Department about potential effects on neighboring properties. AtoMe submitted plans for safely using and storing the materials and responding to emergencies.

Councilmember Handley asked how the City would know when the materials were received and whether safety recommendations for storage and transfer were being followed. Ms. Sullivan said the City would review those issues during the Certificate of Occupancy process.

Alex O'Brien, AtoMe, said they hired Henderson Engineering ("Henderson") and expected to receive its initial report that week for Fire Department review.

Councilmember Williamson asked whether the City or AtoMe had spoken with the other tenants and if either had raised concerns. Ms. Sullivan said the SUP process required mailed notices to properties within 200 feet and signs posted at the site. Mr. O'Brien said the tenants were notified by mail and invited to comment. He said he had discussed the proposal with the landlord and was unaware of any objections.

Councilmember Williamson asked if normal operations would produce odors or excessive noise and whether the tenant would address any required changes to the facility. Mr. O'Brien said the company would make any requested changes.

Councilmember Nicks asked whether Henderson would evaluate how far the effects of an accident could extend and whether neighboring tenants or buildings could be affected. Mr. O'Brien said Henderson was assessing how much material could safely be kept on-site, the fire resistance of the walls, and the potential for a fire to spread.

Councilmember Charlton asked if their machines had fire suppression systems. Mr. O'Brien said the company focuses on developing materials for metal 3D printing and uses enclosed equipment to reduce the fire risk when handling metal powders.

Councilmember Bell made a motion to approve Item 14 and Councilmember Williamson seconded the motion. Motion passed unanimously.

15. Consideration of a revised preliminary plan for the Midwest Sikh Gurudwara Parking Expansion and Maintenance Building located at 10050 Marion Street in the R-1, Single-Family Residential District
The applicant proposes a revised preliminary plan for a parking lot expansion from 121 spaces to 226 spaces and an 800-square-foot maintenance building addition onto the property.

Ms. Sullivan said this is a revised preliminary plan for the Midwest Sikh Gurudwara at the northeast corner of 101st Street & Lone Elm Road. The site is zoned R-1, and the Comprehensive Plan identifies it for institutional use. The proposal would add an outer semicircle of parking and an 800-square-foot maintenance building on the west side of the lot. The expansion would bring the site to 226 parking spaces, a net increase of just over 100. She said staff supported the additional parking, which exceeds the City's minimum requirement, because it would serve programming needs.

Ms. Sullivan said the plan includes new pedestrian routes, additional trees, and replacement of landscaping that is in poor condition. Staff is working with the applicant to add a crosswalk to the main entrance in the final plan. The maintenance building would house equipment used to maintain the property and would use colors and materials similar to those on the main building. She said both staff and the Planning Commission recommended approval.

Mayor Sayers asked about the main building's maximum occupancy and whether the additional parking was primarily for convenience. Ms. Sullivan said she did not know the occupancy limit and confirmed the additional parking would improve convenience. She said the original site design anticipated additional parking and that the proposal addressed parking dimensions and stormwater runoff from the added pavement.

Councilmember Nicks asked whether the expansion would affect any planned homes or require changes to the Falcon Farm subdivision plat. Ms. Sullivan explained that the subdivision is across Marion Street and would not be affected. Councilmember Nicks supported the maintenance building, saying it would provide a place to store equipment currently kept beside the main building.

Councilmember Handley commended staff and the applicant for improving pedestrian circulation and adding and replacing landscaping, particularly given the amount of parking proposed above the code minimum.

Councilmember Charlton asked if placing the maintenance building closer to the existing trash enclosure had been considered as a way to preserve parking spaces. Ms. Sullivan said she did not recall discussing that location and understood that

building on the existing flat, paved area would reduce costs by avoiding work to regrade and install new curbing in the nearby green space by the trash enclosure.

Councilmember Nicks made a motion to approve Item 15 and Councilmember Handley seconded the motion. Motion passed unanimously.

16. Consideration of a revised preliminary plan/plat for Hy-Vee & The Shops at Freedom Fields located at the southeast corner of 83rd Street & K-7 Highway in the CP-2, Planned Community Commercial District

The applicant proposes a revised preliminary plan/plat for a Hy-Vee grocery store and eight additional commercial buildings on a 32.47-acre tract located at the southeast corner of 83rd Street & K-7 Highway. The proposed plan contains 215,415 square feet in floor area. An existing 12,150-square-foot building is at the northwest corner of the site, but not under the same ownership. This building was constructed in 2004.

Ms. Sullivan said this is a revised preliminary plan and plat for a commercial center at the southeast corner of 83rd Street & K-7 Highway. The proposal includes about 215,000 square feet of commercial space on 32 acres, with eight lots and one tract for a shared internal drive. The plan features a Hy-Vee grocery store and a Fast & Fresh convenience store with fuel pumps. Plans for the remaining lots are conceptual. The property is zoned CP-2, and the applicant did not request rezoning.

Ms. Sullivan said the plan provides more than 1,200 parking spaces, about 249 above the estimated requirement. Staff will recalculate the requirement as uses for the remaining lots are confirmed. Hy-Vee would install a 10-foot-wide trail connecting to the existing trail at Freedom Fields and a median island restricting exiting traffic at the 83rd Street driveway to right turns. Drivers could turn left at the Woodsonia Drive signal. Staff supported deviations from the 100-foot highway setback and the 50-foot vehicle queuing clearance around the fuel canopy, citing the limited setback encroachment and available space for vehicles to queue.

Ms. Sullivan presented building elevations and landscaping plans. She said staff will address architectural and landscaping details during final plan review.

Councilmember Handley asked about a third deviation Hy-Vee had requested for lighting. Ms. Sullivan said staff would review the lighting during final plan review. Councilmember Handley asked if the applicant would meet landscaping requirements and how it determined the parking count. Ms. Sullivan said staff was working with the applicant on landscaping deficiencies and had calculated the parking requirement using the conceptual uses shown for the remaining lots.

Councilmember Nicks talked about the connecting streets planned for the City of Shawnee and suggested that Shawnee consider opening an exit-only connection to the Woodsonia Drive signal before completing its planned road, giving drivers leaving the 3&2 baseball fields a safer way to turn left onto 83rd Street. Ms. Sullivan said staff could pass along the suggestion.

Councilmember Williamson asked about the construction schedule related to Shawnee's street construction and the 83rd Street improvements. Tim Green, City

Engineer, said the 83rd Street turn-lane improvements were expected to go out for bid in the winter, with construction anticipated in spring or summer. He said Shawnee had yet to set a schedule for its road connection. Councilmember Williamson said she would like to see more architectural detail on the grocery store's west elevation facing K-7.

Rob Wadley, Hy-Vee, said the company was working on architectural changes, including revisions to the long south elevation. In response to Councilmember Williamson's question about job opportunities, he said a store of nearly 95,000 square feet typically provides about 400 to 450 jobs, including part-time positions.

Councilmember Nicks talked about the naming of Freedom Fields after the September 11th attacks and welcomed its use in the development's name.

In response to Councilmember Handley's question about parking spaces, Mr. Wadley said Hy-Vee typically provides five parking spaces per 1,000 square feet, compared with about four per 1,000 square feet under the City's calculation for the grocery store. Councilmember Handley asked about potential uses for the two proposed buildings on Lot 8 if demand did not materialize and noted that the future land use map identifies part of the site for high-density residential use. Mr. Wadley said several retailers had expressed interest in the remaining lots and that Hy-Vee typically waits until its grocery and convenience stores are built before selling those lots. Councilmember Handley praised the internal circulation and supported refinements to the west elevation.

Mayor Sayers thanked Hy-Vee for its Veterans Day breakfast and said residents frequently request a grocery store in that part of Lenexa so this is a welcome development. She thanked Mr. Wadley for Hy-Vee's partnership.

Councilmember Nicks made a motion to approve Item 16 and Councilmember Williamson seconded the motion. Motion passed unanimously.

17. Ordinance approving and adopting amendments to the Comprehensive Plan
Amendments to the Comprehensive Plan are recommended to refine Future Land Use boundaries and align with approved rezoning, plan, and/or plat applications, correct mapping inconsistencies, and remove land use classifications from street rights-of-way.

Ms. Sullivan said this is the annual report for the Comprehensive Plan, which the City adopted July 3, 2024. The report covered October 2025 through September 2026 and summarized progress on the plan's goals, which draw from the five topic areas in Vision 2040. She said future reviews may shift to a calendar-year schedule.

Ms. Sullivan said the City reviewed 97 planning applications involving nearly 800 acres of development or land-use approvals. Residential projects accounted for the most applications and acreage, with 64 applications and approvals for more than 1,700 dwelling units. The City also approved 12 commercial projects covering more than 102 acres and approved plans for Fire Station 6 at the former City Hall site, which would serve fire and information technology operations.

Ms. Sullivan said the proposed amendments would update the future land use map to reflect existing and recently approved development, remove land-use designations from street rights of way, and correct parcel boundary discrepancies. She said both staff and the Planning Commission recommended approval.

Councilmember Charlton asked if the future land use designation had changed for the property at the northeast corner of Ridgeview Road & Prairie Star Parkway. Ms. Sullivan said staff had proposed changing the designation from high-density to medium-density residential during the previous annual review. The property retained its high-density residential designation and received an overlay with additional design considerations for architecture, compatibility with neighboring properties, and landscape buffering. The site is one of four areas with such considerations in the plan's appendix.

Councilmember Handley made a motion to approve Item 17 and Councilmember Charlton seconded the motion. Motion passed unanimously.

NEW BUSINESS

There was no new business.

COUNCILMEMBER REPORTS

Mayor Sayers addressed Councilmember Nicks' request at the previous meeting for a statement on the finding of a Kansas Open Meetings Act (KOMA) violation. She said the five members involved cooperated with the Kansas Attorney General's review and completed the required corrective measures. She asked the Council to consider holding itself to a higher standard of conduct than the law requires. She said a group chat involving four members and individual meetings with multiple members outside a Council meeting to discuss a pending agenda item both fell short of that standard. She urged members to take responsibility for their actions and treat one another with professionalism and respect.

Upon a request from Mayor Sayers, Sean McLaughlin, City Attorney, explained that censure is a public reprimand by the governing body that places its condemnation of the conduct on the public record. He said the governing body may issue a censure by vote, including on a motion to censure, and that censure carries no legal penalties or removal from office.

Councilmember Handley thanked Police Chief Schmitz and the Lenexa Police Department for the promotion and swearing-in ceremony and welcomed the six new hires sworn in at the event. Addressing the KOMA violation, he said he had apologized directly to constituents. He offered a public apology to Lenexa residents, fellow Governing Body members, and City staff. He said he took full responsibility for his actions, completed the required corrective measures, and hoped to rebuild public trust through continued service. He proposed that all Councilmembers receive training on KOMA and the Kansas Open Records Act at least every two years during a Committee of the Whole meeting so the public could observe and participate.

Councilmember Williamson thanked Wandra Minor and the Johnson County NAACP for

inviting her to serve as emcee at the organization's annual fundraiser. She acknowledged and expressed regret for the KOMA violation. She said she respected the Kansas Attorney General's findings and denied intentionally circumventing the law, misleading fellow Councilmembers or deliberately engaging in misconduct. She said she had apologized to Councilmember Nicks for disappointing him and clarified that her apology did not constitute an admission of intentional misconduct. She said accountability should be based on the full facts documented in the report. She said all five members found in violation completed the required training and four paid the civil penalties assessed. She reaffirmed her commitment to transparency, integrity, and public service and said she would apply what she learned to her work on the Council.

Councilmember Charlton expressed disappointment over the KOMA violation and acknowledged Councilmember Nicks' integrity, citing his nearly 50 years of service to Lenexa, including his work as the City's first Parks and Recreation Director. He identified Councilmember Nicks as a cousin and said that, according to the findings, another councilmember had reported a one-on-one conversation with Councilmember Nicks to the four-member text group. He also said the group had speculated about how he would vote. He said censure would express the Council's disapproval of private deliberations and help restore public trust.

Councilmember Charlton made a motion to censure the four councilmembers who engaged in a private group text communicating regarding the vote on the prior application for Habitat for Humanity and Councilmember Nicks seconded the motion.

Councilmember Bell thanked his colleagues who had taken responsibility for the KOMA violation and supported Councilmember Handley's call for recurring training. He noted that Councilmembers receive training after they are elected and suggested repeating it annually or every two years. He said he opposed censure, saying it would send the wrong message because the state had already issued its findings and the members involved had taken responsibility. He said he would like the Council to move forward.

Mayor Sayers reiterated that the Governing Body's code of conduct and ethical standards could hold members to a higher standard than the one applied by the Kansas Attorney General. She acknowledged Councilmember Nicks' contributions to Lenexa and said his integrity and intent were not in question. She said councilmembers should refrain from privately discussing the substance of a pending application or any action on it, regardless of how many members are involved, to ensure an open and fair process for applicants. For that reason, she said she could not support a motion to censure only four of the five council members involved.

The motion failed 2-5 with Councilmembers Handley, Bell, Williamson, and Herron and Mayor Sayers opposed.

STAFF REPORTS

There were no staff reports.

BUSINESS FROM FLOOR

Cathy Steinberg, 24795 W. 89th Street

Sharon Lab, 8844 Houston
Scott Murray, 8844 Houston
Laura Owen, 9036 Barstow Street
Steve Berndsen, 8775 Houston Street
Kevin Cauley, 25109 W. 83rd Terrace
David Crume, 24907 W. 86th Street
Dan Wilkus, 24776 W. 90th Street
Andy Keith, 8116 Monrovia Street
Lynette Day, 9045 Shady Bend Road

ADJOURN

Councilmember Bell made a motion to adjourn and Councilmember Williamson seconded the motion. Motion passed unanimously.

The meeting adjourned at 8:43 PM.

STUDENTS IN ATTENDANCE

Brody Driver, Camren Dias, Kade Richardson, Ryder Sefchick, Riley Gibson, Ryan Nixon, Jordan Dunster, Brock Noard, Tre Knightshaw, Kamila Graffe, Lizzeth Rodriguez-Castro, Millie Aguirre Martinez, Tanayri Sontay, Rose Garcia Sanchez, Samuel Flores, Carden Parker, Mariah Rodriguez, Will Parsons, and Ezra Montecino attended the meeting.

United Community Services of Johnson County

Board Members
Dr. L. Michael McCloud, PhD
Dr. Putul Allen, MD
Hon. Jenifer J. Ashford
Rev. Cheryl Jefferson Bell
Dr. Graciela Couchonnal
Erik Erazo
Molly Haase
Rogeana Patterson-King
Dawn Rattan
Mickey Sandifer
Nolan Sunderman
David E. Waters
Vicki Webster
Michael Wilson
Non-voting:
Jeff Short
Aaron Otto

Council of Advisors
Mary Birch
Pat Colloton
Dr. Stuart Day
Hon. Peggy Dunn
Jeff Ellis
Rev. Adam Hamilton
Ellen Hanson
Terrie Huntington
Audrey Langworthy
Hon. Mike Kelly
Penny Postoak Ferguson
Jill Quigley
Tom Robinett
Clint Robinson
Carol Sader
Brad Stratton
Charlie Sunderland
Hon. Stephen Tatum
David Warm

Executive Director
Kristy Baughman

2027 SUBSTANCE USE CONTINUUM OF CARE FUND (SUF) RECOMMENDATIONS REPORT
DRUG and ALCOHOLISM COUNCIL OF JOHNSON COUNTY

Participating jurisdictions: Johnson County, De Soto, Gardner, Leawood, Lenexa, Merriam, Mission, Olathe, Overland Park, Prairie Village, and Shawnee

Since 1980, the Drug & Alcoholism Council of Johnson County (DAC), supported by United Community Services (UCS), has worked in partnership with Johnson County government and cities to recommend allocation of Alcohol Tax Fund (ATF) dollars in accordance with Kansas statutes. Since 2024, the DAC has also been recommending allocation of Opioid Settlement Funds (OSF).

The ATF is derived from a state excise tax on liquor sold by the drink. Part of the tax is returned to the jurisdiction (city or county) in which it was collected, with the stipulation that a specified portion be used for programs "whose principal purpose is alcoholism and drug abuse prevention or treatment of persons who are alcoholics or drug abusers or are in danger of becoming alcoholics or drug abusers" (KSA 79-41a04). OSF are derived from national opioid settlement agreements in which Kansas joined other states in lawsuits against opioid manufacturers and distributors. The State passes through a portion of the OSF dollars received to cities and counties. OSF dollars are anticipated to be distributed through 2040. Statutes and settlement agreements limit the use of OSF dollars, including addressing substance use. These agreements also mandate reporting on the usage of funds to the State.

This report is a result of DAC grant review and evaluation processes. The purpose of the DAC's grant review process is to direct local ATF and OSF *effectively* to substance use education, prevention, intervention, treatment, recovery, and reintegration programs that serve Johnson County residents. The entire community benefits when substance abuse is prevented and/or effectively treated. A continuum of services from education through recovery and reintegration is vital to reducing drug, alcohol use and addiction. This continuum of services lowers healthcare costs, reduces crime, and child abuse and neglect, while lowering associated public costs and increasing employment productivity.

The DAC's grant review process provides an efficient, structured, and accountable system that allows organizations access to funds from multiple jurisdictions, through one annual application. The recommendations are guided by funding priorities. These priorities are developed through a formal planning and research process that includes input from key stakeholders, literature review, and analysis of indicator data in Johnson County. The 2023-28 Funding Priorities Report is available on the UCS website at ucsjoco.org.

The Board of County Commissioners and city councils have ultimate authority and responsibility for determining which organizations receive funds from their respective jurisdictions based upon the recommendations in this report. Jurisdictions are asked to accept the recommendations by no later than December 31, 2026. Together, Johnson County Government and ten cities committed **$3,247,294** for 2027 SUF: $2,762,294 in ATF and $485,000 in OSF (see page 28). This funding is an increase from 2026, as jurisdictions exercise the foresight to combine ATF and OSF to strengthen the substance use continuum of care for Johnson County.

The 2027 SUF grant cycle was very competitive with 24 applicants requesting a total of **$3,636,779** in funding. After reviewing applications, interviewing the agencies, and deliberating, the DAC developed the following funding recommendations for 23 grantees. These recommendations are distributed by fund source – ATF or OSF.

For additional information, contact Erika García Reyes, erikag@ucsjoco.org.

RECOMMENDATIONS						
Applicant	**Fund**	**2025 Allocation**	**2026 Allocation**	**2027 Request**	**2027 Allocation**	**Program Description & Opioid Abatement Strategy^**
Johnson County School District Applicants						
Blue Valley USD 229	**ATF**	$25,200	No request	No request	No request	**School & Community Prevention**: DAPT coordinates prevention through EverFi programs, *Influence Initiative*, and community outreach.
De Soto USD 232	**ATF**	$27,129	$45,129	$46,983	$46,983	**Substance Prevention:** provides substance use education, including EverFi programs, social work intervention, and referrals for students needing additional support.
	OSF	$4,831	$5,000	$5,000	$5,000	**Drug Awareness and Prevention:** supports student-led drug prevention and awareness through PRIDE/SADD activities and family/community outreach. **Strategy:** prevention, harm reduction, linkage to care.
Olathe USD 233	**ATF**	$10,000	$1,823	$16,000	$10,000	**Safe & Drug-Free Schools:** implements EverFi programs, student drug assessments, and afterschool supports.
	OSF	$35,500	$13,178	$12,000	$0	**Opioid Awareness and Education:** establishes resources to facilitate learning and provides overdose-response training to staff. **Strategy:** prevention, linkage to care, harm reduction, providers & health.
Spring Hill USD 230	**ATF**	No request	No request	$10,000	$10,000	***Hidden in Plain View***: provides community members substance use prevention education and awareness of treatment resources.
School District Subtotals:	***ATF***	***$62,329***	***$46,952***	***$72,983***	***$66,983***	
	OSF	***$40,331***	***$18,178***	***$17,000***	***$5,000***	
Programs of Johnson County Government and Municipal Court						
JoCo Corrections: Voucher + Treatment	**ATF**	$26,000	No request	No request	No request	
	OSF	$100,000	$13,500	$111,234	$100,000	Residential substance use disorder counseling services at the Adult Residential Center. **Strategy:** treatment, recovery, harm reduction, providers & health, public safety & first responders.
JoCo District Attorney/Drug Court Diversion	**ATF**	$102,656	$109,864	$106,203	$106,203	Supervision for youth drug court diversion and minor-in-possession cases.
	OSF	$0	$45,623	$94,771	$87,000	Drug and alcohol diversion and supervision for youth with co-occurring substance use/mental health in drug court diversion. **Strategy:** prevention, linkage to care, harm reduction.
JCMHC Adolescent Center for Treatment (ACT)	**ATF**	$274,132	$306,093	$315,000	$315,000	Residential youth substance abuse disorder programming.
	OSF	$49,115	$25,000	$40,000	$10,000	Specialized residential treatment for youth includes education, Medication-Assisted Treatment (MAT) and harm reduction kit distribution. **Strategy**: treatment, recovery, linkage to care, harm reduction.

Applicant	Fund	2025 Allocation	2026 Allocation	2027 Request	2027 Allocation	Program Description & Opioid Abatement Strategy^
JCMHC Adult Detoxification Unit (ADU)	**ATF**	$276,835	$285,238	$375,000	$310,000	Residential, social adult detoxification program.
	OSF	$55,897	$39,244	$55,000	$20,000	Transition services include medication support, recovery housing, and access to naloxone. **Strategy**: treatment, recovery, linkage to care, harm reduction, public safety & first responders.
JCMHC Dual Diagnosis Outpatient (DDOP)	**ATF**	$223,044	$281,918	$300,000	$289,129	Outpatient substance use and co-occurring services for adults and youth.
	OSF	$58,000	$75,000	$75,000	$50,000	Recovery housing support and Medication-Assisted Treatment (MAT) for outpatient program adults and youth. **Strategy**: treatment, recovery.
JCMHC Prevention	**ATF**	$170,000	$210,000	$210,000	$210,000	Engages and supports youth, families, and schools in prevention programming, pays EverFi contract for all public Johnson County schools.
Olathe Municipal Wellness Court	**ATF**	No request	No request	$34,800	$0	Voluntary, post-conviction programming for individuals with co-occurring disorders, offering individualized interventions and recovery-oriented services in coordination with court staff and mental health partners.
	OSF	No request	No request	$70,000	$0	Post-conviction programming to strengthen access to care through coordinated court and treatment response. **Strategy**: treatment, recovery, linkage to care, providers & health, public safety & first responders.
Court/Govt. Subtotals:	***ATF***	***$1,072,667***	***$1,193,113***	***$1,341,003***	***$1,230,332***	
	OSF	***$263,012***	***$198,367***	***$446,005***	***$267,000***	
Nonprofit Community-Based Programs Serving Johnson County Residents						
Artists Helping the Homeless	**ATF**	$90,000	$90,000	$110,000	$110,000	**Be The Change:** provides gap services, discharge planning/support, and residential recovery with comprehensive wraparound services for unhoused adults with substance use/co-occurring disorders.
	OSF	$15,000	No request	No request	No request	
Boys & Girls Club (Olathe)	**ATF**	$25,000	$30,000	$30,000	$30,000	***Journeys: Paths to Adulthood:*** a substance use prevention and education curriculum offered during afterschool programming to prevent or delay the onset of alcohol and drug use.
	OSF	$25,000	$30,000	$30,000	$30,000	***Positive Action*****:** an evidence-based curriculum offered through afterschool programming focused on preventing engagement in risky behaviors. **Strategy:** prevention, linkage to care, harm reduction.
Cornerstones of Care	**ATF**	$84,000	$129,500	$133,385	$133,385	**Functional Family Therapy**: available at no cost to Johnson County families referred with substance use/co-occurring disorders.
DCCCA	**ATF**	No request	$92,950	$119,470	$119,470	**KC Outpatient**: provides outpatient and intensive outpatient (IOP) treatment services, including clinical assessments and evaluations, individual therapy, group counseling for high-risk adults, and community training.
First Call	**ATF**	$72,847	$71,163	$71,727	$71,727	**Prevention Services:** coordinates with families and in school through *Caring for Kids, How to Cope*, *Botvin Life Skills* and sobriety groups.
	OSF	$43,517	$52,568	$54,447	$54,447	**Linkages to Care**: operates the Crisis Line and offers Recovery Support and Overdose Prevention programs. **Strategy**: recovery, linkage to care, harm reduction.

Applicant	Fund	2025 Allocation	2026 Allocation	2027 Request	2027 Allocation	Program Description & Opioid Abatement Strategy^
Friends of Recovery	**ATF**	$60,000	$60,000	No request	No request	
	OSF	No request	$75,000	No request	No request	
Futures First	**ATF**	$40,000	$40,000	$41,200	$41,200	**Prevention services:** provides substance use assessments and *Conscious Discipline* training for families and daycare centers.
Health Partnership Clinic	**ATF**	$89,250	$89,250	$104,225	$104,225	**Substance Use Disorder Services:** provides outpatient substance use treatment through Medication-Assisted Treatment (MAT) and counseling as a part of comprehensive medical services.
Heartland RADAC	**ATF**	$230,000	$243,800	$261,575	$261,575	**Intensive Case Management:** provides individualized care coordination and barrier reduction services for adults with substance use/co-occurring disorders.
	OSF	No request	No request	$66,395	$47,293	**Peer Advocacy Toward Hope**: provides post-crisis peer engagement and recovery care navigation. **Strategy**: recovery, linkage to care, harm reduction, public safety & first responders.
Kansas Legal Services	**OSF**	No request	No request	$50,000	$50,000	**Project Bootstraps:** a free legal clinic offering criminal record expungement, legal advice and guidance. **Strategy**: recovery, linkage to care.
KidsTLC	**ATF**	$60,397	$60,397	$62,000	$60,397	**Residential Drug and Alcohol:** offers Psychiatric Residential Treatment Facility for youth with substance use/co-occurring disorders.
KVC Behavioral HealthCare	**ATF**	$66,000	$66,000	$117,998	$66,000	**Family Substance Abuse Recovery Services:** provides in-home treatment to strengthen family stability and support reunification for families with youth in foster care.
	OSF	$0	$0	$72,706	$0	**Peer Mentors for Recovery:** provides peer recovery support, care coordination, and resource navigation. **Strategy**: prevention, recovery, linkage to care.
Mirror Inc.	**ATF**	$301,510	$302,000	$310,000	$310,000	**Co-Occurring Disorder Treatment:** provides residential services including case management, peer mentoring, Medication-Assisted Treatment (MAT), recovery housing supports and transportation.
	OSF	$5,227	$5,227	No request	No request	
NCircle	**OSF**	$57,913	$74,660	$74,660	$74,660	**College of Trades:** Therapeutic Community programming for on-site employment and life skills training and mentorship. **Strategy:** prevention, recovery, workforce development.
Preferred Family Healthcare	**ATF**	$100,000	No request	No request	No request	
Valley Hope Foundation	**ATF**	$30,000	$50,000	$50,000	$50,000	**Patient Assistance**: provides financial assistance to reduce cost barriers for intensive outpatient services and the partial hospitalization program.
Nonprofit Subtotals:	***ATF***	***$1,249,004***	***$1,325,060***	***$1,411,580***	***$1,357,979***	
	OSF	***$146,657***	***$237,455***	***$348,208***	***$256,400***	

SUF Funding Summary							
	ATF			**OSF**			**2027 Totals**
	2025	**2026**	**2027**	**2025**	**2026**	**2027**	
Grant Requests	$3,069,304	$2,840,688	$2,825,566	$697,504	$624,828	$811,213	**$3,636,779**
Grant Allocations	**$2,384,000**	**$2,565,125+**	**$2,655,294++**	**$450,000**	**$454,000**	**$528,400****	**$3,183,694**
Administrative Fees (UCS)	*$155,000*	*$161,000*	*$180,000*	*$30,000*	*$29,000*	*$31,600*	*$211,600*
Total Allocations	***$2,539,000***	***$2,726,125***	**$2,835,294**	***$480,000***	***$483,000***	**$560,000**	**$3,395,294**

NOTES:

^Opioid Abatement Strategy: Opioid settlement funds are distributed by the Kansas Attorney General's Office to local jurisdictions. Local jurisdictions report annually on usage of opioid settlement funds, including the abatement strategies employed through programs using these funds. Abatement strategies include prevention, treatment, recovery, linkage to care, harm reduction, providers & health systems, and public safety & first responders.

+ This amount includes $50,000 in unspent funds by a 2025 grantee.

++ This amount includes $73,000 in unspent ATF 2025/2026 funds.

** This amount includes $75,000 in unspent OSF 2026 funds.

2027 SUBSTANCE USE CONTINUUM OF CARE FUND (SUF)
GRANT RECOMMENDATIONS

SUF supports programs offered by three core sets of providers: ***public school districts****,* ***departments of Johnson County government****, and* ***nonprofit community-based organizations****. Together, these programs comprise the substance use continuum of care for Johnson County residents. Programs provide substance abuse education, prevention, detoxification and intervention, treatment, recovery, and reintegration services for individuals and families dealing with substance abuse and co-occurring substance abuse and behavioral health diagnoses. Grantee programs convene at a minimum quarterly to learn about emerging best practices, discuss trends in substance abuse and treatment, identify gaps in services, share new program efforts, and coordinate delivery of services for Johnson County residents.*

Public school districts *are critical partners focused on preventing and reducing substance abuse and addressing risk factors associated with substance abuse, such as disruptive behavior, suicide, and truancy.* ***Departments of Johnson County government*** *provide programs, at low or no-cost, focused on diversion, treatment, recovery, and successful reintegration into the community for* ***all*** *Johnson County residents.* ***Nonprofit community-based agencies*** *provide a full range of services for both individuals experiencing substance use, co-occurring substance use and behavioral health challenges, as well as for their family members. The services of nonprofit community-based programs help reduce rates of substance abuse. These lower rates result in decreased mental and physical healthcare costs, along with reduced costs for law enforcement and the criminal justice system. Funding recommendations are based upon a review of each proposal (see Appendix A for criteria), and consider program type, outcome data, and accountability*.

Note:
-Grant recommendations may include carryover as approved by the DAC. Any carryover for ATF or OSF will be used in accordance with Kansas statutes.
-Carryover for School District is defined as unused funds by the time of application submission in the summer, as school districts operate in a fiscal cycle ending in June. Funds are then carried into the next school year.
-Carryover for other programs, such as departments of Johnson County government or nonprofit community-based organizations, is accounted for by the agency and allowed to be used in the next grant year.

Public School District Programs
Each school district offers a unique combination of programs to its students and parents—and each district has multiple funding sources to support these programs. Consequently, SUF recommended programs and fund allocation differ for each district. At a minimum, all Johnson County public school districts receive a subscription for EverFi's programs, including, but not limited to: *AlcoholEdu*, *Vaping: Know the Truth*, *Mental Health Basics*, and *Prescription Drug Safety*. Funding for EverFi and its associated navigation support is provided by an ATF grant to Johnson County Mental Health Center's Prevention Services, which secured a lower cost for these programs than school districts were able to obtain individually. Each school district reports on its students' outcomes for these programs, while Johnson County Mental Health Center reports the total number of students who participated in the programming each year.

Note: Gardner Edgerton School District and Shawnee Mission School District did not apply for SUF. However, these districts maintain access to EverFi's substance use education and prevention programming through Johnson County Mental Health Center's Prevention Services.

Blue Valley School District

ATF Request: $0 **ATF Recommendation: $0**

ATF Description: The DAC recommends that Blue Valley School District use $11,303 in carryover for 2027. ATF funds will support the School and Community Prevention program, which provides drug and alcohol prevention, education, and responsive services to students, staff, and parents. Blue Valley's Drug and Alcohol Prevention Task Force (DAPT) guides programming efforts in partnership with the *Influence Initiative*, a High School student advisory council. Programming includes evidence-based curricula such as Everfi's prevention programs, *Signs of Suicide*, vouchers for drug and alcohol assessments, and community events. Programming is conducted by qualified, licensed professionals. Additional services for families include access to certified Tobacco Treatment Specialists (TTS) at the middle and high school level. These specialists are available to support students and families challenged with tobacco and substance use/addiction.

Results Projected: The School and Community Prevention program will increase protective factors and reduce risk factors for students, while promoting healthy decisions now and in the future. Programming funded with ATF dollars will: increase students' knowledge of substance abuse; develop skills to resist social pressures related to drug and alcohol use; reduce favorable attitudes towards drug and alcohol use; and provide information about available resources. Early intervention is provided through no-cost drug and alcohol assessments for students who show signs of misuse and/or have received a discipline infraction. During the 2027 school year, the district anticipates serving approximately 13,511 students through ATF-supported programs.

Outcomes Achieved During 2025: Blue Valley School District served a total of 31,563 Johnson County youth. The DAPT held regular meetings to facilitate curriculum development, prevention education, and to serve as a resource for the Blue Valley Community. Everfi's prevention education reached 5,249 middle school and high school students across 18 curricular areas. Students from 4th through 6th grade enrolled in *Healthier Me: Intro to Wellness* demonstrated a 21% learning gain. Students from 6th through 9th grade enrolled in *Digital Wellness & Safety* demonstrated a 24% learning gain, and students enrolled in *Character Playbook: Healthy Relationships* demonstrated a 13% learning gain. Students from 8th through 10th grade enrolled in *Honor Code: Bullying Prevention* demonstrated a 20% learning gain. Students from 8th through 12th grade enrolled in *Understanding Mental Wellness* demonstrated 17% learning gain; students enrolled in *Vaping: Know the Truth* demonstrated a 33% learning gain; students enrolled in *Prescription Drug Safety* demonstrated a 34% learning gain; and students enrolled in *AlcoholEdu* demonstrated a 17% learning gain. Additionally, Drug and Alcohol Screening Vouchers from Johnson County Mental Health Center or First Call were offered to three students and families, however these were not completed.

De Soto School District

ATF Request: $46,983 **ATF Recommendation: $46,983**

ATF Description: The DAC recommends an ATF award of $46,983, a $1,854 increase from 2026, to De Soto School District. ATF funds support De Soto's Prevention program, which provides instruction, student engagement, and interventions with social work staff. Instruction is offered in health classes, using *AlcoholEdu* and *Vaping: Know the Truth*. The PRIDE Prevention Club (Students Against

Destructive Decisions or SADD) provides peer support by engaging students in activities and learning strategies to make healthy choices and avoid drug and alcohol abuse. ATF funding also covers a portion of the salaries for social workers who assess students for risk and provide the appropriate intervention and/or referrals to outside agencies for additional support.

Results Projected: The goals of De Soto's Prevention program are education and prevention of substance use, reduction in drug and alcohol related offenses, and reduced cost of intervention. *PRIDE Club* will focus on vaping prevention and cessation in high school buildings. Students who complete *AlcoholEdu, Vaping: Know the Truth,* or related prevention modules will demonstrate an average of at least 15% learning gains from pre/post-assessment. Students who use social work services will demonstrate an improved understanding of at least one coping, refusal, or help-seeking strategy. Additionally, each high school will complete at least one prevention activity. The district anticipates serving approximately 2,403 students through ATF-supported programs during the 2027 school year.

Outcomes Achieved During 2025: De Soto School District served a total of 2,412 Johnson County youth. Students enrolled in the *AlcoholEdu* program demonstrated a 16% learning gain, students enrolled in *Vaping: Know the Truth* demonstrated a 33% learning gain, and students enrolled in *Prescription Drug Safety* demonstrated a 36% learning gain. Social workers continued to address substance abuse prevention and referred students for treatment, as needed. Students who engaged with social work staff reported that coping strategies helped reduce and/or eliminate illicit substance use. Additionally, during the 2025 school year, instances related to the consumption of illegal substances decreased by 50% (down from 10 instances in the 2024 school year to five in the 2025 school year).

De Soto School District
OSF Request: $5,000 **OSF Recommendation: $5,000**
OSF Abatement Strategies: Prevention, Harm Reduction, Linkage to Care
OSF Description: The DAC recommends an OSF award of $5,000 for De Soto's Drug Awareness and Prevention. OSF funds will support social worker stipends for drug and alcohol education activities. These activities include school-wide awareness events, communications through social media posts, student and family outreach. Additionally, support will be provided to student leaders focused on avoiding alcohol, vaping, opioids, THC, and other drugs.

Results Projected: Each of De Soto's high schools will complete at least one school-wide prevention or harm reduction activity. Middle and high school possession/consumption incidents will continue to decrease, as measured through district discipline and referral data. The district anticipates serving at least 2,000 students during the 2027 school year through assemblies, campaigns, health/wellness activities, and building communications.

Outcomes Achieved During 2025: De Soto School District served a total of 2,412 Johnson County youth. Social workers at the high schools coordinated PRIDE Club activities and events and assisted with planning community outreach events. PRIDE Clubs hosted events related to Red Ribbon Week to interact with students and spread awareness of the pitfalls of substance abuse. Each high school coordinated with the district to host two Student Wellness nights. These events focused on illicit substance abuse, and included a viewing of "Screenagers," a documentary about youth mental health, screen time, and digital wellness.

Olathe School District
ATF Request: $16,000 **ATF Recommendation: $10,000**
ATF Description: The DAC recommends an ATF award of $10,000, an $8,177 increase from 2026, to Olathe School District. ATF funding will be used to continue the Olathe Safe and Drug Free Schools program. The program uses a two-pronged approach: reducing students' perception of social benefits associated with substance use, while increasing access to pro-social afterschool activities to provide students with a safe, productive place to spend time and build positive relationships. The district provides transportation support for afterschool programs, including the Boys & Girls Club, and *The Spot*, an afterschool program developed in collaboration with the Olathe Police Department, Fire Department and Library. *The Spot* provides homework assistance, mentorship, and snacks, in a fun and safe environment where students can socialize with their peers. Collaboration with ATF-funded agencies, such as First Call, assists the district in further addressing substance use issues through student drug assessments and sobriety groups. Olathe uses education, prevention, and intervention curricula including *AlcoholEdu*, *Project Alert*, *Second Step*, *Guiding Good Choices*, and *Botvin Life Skills*. These programs increase protective factors, such as student social competency, along with problem-solving skills to prevent and reduce substance use.

Results Projected: Olathe's initiatives will provide evidence-based substance abuse prevention programs to increase student social competency and problem-solving skills. Goals for the 2027 school year include: decreasing the need for drug assessments, which have remained steady; a 50% increase in the number of students attending *The Spot*, with a significant decrease in unwanted behaviors; and continued learning gains from *AlcoholEdu* and *Guiding Good Choices*. During the 2027 school year, the district anticipates serving 2,102 students through ATF-supported programs.

Outcomes Achieved During 2025: Olathe School District served a total of 2,177 Johnson County youth. The number of drug assessments conducted remained steady at 85, while the percentage of students who have a perceived availability to drugs increased from 18.11% to 19.59%. Despite these challenges, 1,051 students completed *AlcoholEdu* with over 3,000 hours of modules. Students enrolled in *Vaping: Knowing the Truth* demonstrated a 29% learning gain, students enrolled in *Prescription Drug Safety* demonstrated a 31% learning gain, and students enrolled in *AlcoholEdu* demonstrated a 16% learning gain. During the fall semester, *The Spot* hosted 11 different after-school sessions. These sessions offered opportunities for 394 students to engage in positive social and academic activities, including homework assistance and support to stay on track toward graduation. Olathe School District was unable to host *Guiding Good Choices* during the school year but is in the process of evaluating the program's facilitation. One *Life Skills* Class was hosted during the fall semester, and the seven students who participated in 10 sessions showed a 2% increase in knowledge.

Olathe School District
OSF Request: $12,000 **OSF Recommendation: $0**
OSF Abatement Strategies: Prevention, Linkage to Care, Harm Reduction, Providers & Health
OSF Description: The DAC recommends Olathe School District use $10,000 in carryover for the 2027 Olathe Safe and Drug Free Schools program. Fentanyl awareness and prevention have been a strong focus for the district. Funds support a collaborative initiative that provides education around risk factors that increase student vulnerability to opioid use, while identifying and promoting protective factors that prevent or delay the onset of substance use. Through the initiative, resources will be developed and provided to students, families, and staff.

Results Projected: During the 2027 school year, Olathe School District will increase the number of students reached by OSF-funded programs, including engaging over 1,000 families through classroom outreach, digital prevention tools, and community education. The district will provide leadership training and tools to empower student ambassadors to deliver prevention messaging and will continue to provide schoolwide access to naloxone in open and public spaces.

Outcomes Achieved During 2025: Olathe School District served a total of 3,638 Johnson County youth. *Facing Fentanyl* engages is now district wide at 10 middle and five high schools and will continue to be developed and expanded. Pre/post-tests demonstrated that 350 participants increased their understanding of the harms caused by opioid, substance misuse and addiction, and also increased their knowledge of risk and protective factors surrounding opioid use. They also increased their strategies for opioid safety, and their abilities to recognize the warning signs of opioid misuse or overdose and initiate an emergency response. Over 31 naloxone stations are publicly accessible at middle and high schools. The annual training on emergency opioid overdose response continues. Additionally, Olathe School District continues to partner with Johnson County Mental Health Center and their "You Never Know" campaign to reach district stakeholders more effectively.

Spring Hill School District
ATF Request: $10,000 **ATF Recommendation: $10,000**
ATF Description: The DAC recommends an ATF award of $10,000 to Spring Hill School District. ATF funding will be used to provide the *Hidden in Plain View* exhibit, an evidence-informed substance use prevention and education program for parents, caregivers, and community members. Presented in partnership with *Addiction is Real,* the exhibit recreates a teenager's bedroom and challenges participants to identify signs of alcohol, vaping, prescription drug misuse, and other substance use behaviors that may be hidden in plain sight. Through an interactive learning experience, participants will gain knowledge about current substance use trends, warning signs, risk factors, and strategies for prevention and early intervention. The program also connects families with local prevention, mental health, and treatment resources available through organizations such as Johnson County Mental Health Center and other community partners.

Results Projected: Spring Hill School District anticipates at least 100 parents, caregivers, and community members will participate in the *Hidden in Plain View* exhibit and presentation during the 2027 school year. At least 80% of these participants will report increased knowledge of youth substance use warning signs, vaping trends, and prevention strategies, as well as report increased confidence in discussing substance use and healthy decision-making with youth. At least 75% of participants will indicate they are more aware of local prevention, mental health, and treatment resources available in their community.

Johnson County Government Programs
Programs supported by Johnson County government occupy a critical part of the Johnson County substance use continuum of care. Johnson County Mental Health Center provides a range of education and prevention services, including technical assistance for school districts, as well as detoxification and inpatient and outpatient treatment services. The District Attorney's Office prioritizes substance use intervention and treatment through diversion programs for justice-involved youth who have significant substance use or co-occurring substance use and behavioral health issues. The Department of Corrections provides inpatient residential treatment for justice-involved individuals with substance

use or co-occurring substance use and behavioral health needs. Department of Corrections also provides critical support through employment and recovery programs.

Johnson County Department of Corrections: Therapeutic Community
OSF Request: $111,234 **OSF Recommendation: $100,000**
OSF Abatement Strategies: Treatment, Recovery, Harm Reduction, Providers & Health, Public Safety & First Responders
OSF Description: The DAC recommends an OSF award of $100,000, an $86,500 increase from 2026, for the Department of Corrections' Therapeutic Community (TC). TC is a 6-month substance abuse and co-occurring behavioral health and substance abuse residential treatment program located in the Adult Residential Center. Programming is focused on long-term behavioral change for justice-involved individuals, including successful recovery and reduced recidivism. OSF dollars will continue to support an additional substance abuse counselor to maintain manageable caseload sizes and additional treatment hours per week targeted towards residents experiencing greater challenges.

***Results Projected*:** In 2027, the Department of Corrections will continue to offer three curricula to TC participants. Each counselor will deliver two additional client treatment hours per week, along with Hazelden co-occurring disorder treatment classes. 79% of all TC admissions will successfully complete the program and be released back into community supervision. The Department of Corrections expects to see a reduction in recidivism rates for TC graduates one year after completion, as compared to nonparticipants. During 2027, Department of Corrections will serve 79 Johnson County individuals.

Outcomes Achieved During 2025: The TC served 63 Johnson County adults through 63 hours of programming. The Department of Corrections fully implemented the University of Cincinnati's Cognitive Behavioral Interventions for Substance Use Adult Curriculum to TC participants. This implementation allowed for smaller Substance Abuse Counselor caseloads and additional client treatment hours per week. 86% of all TC admissions either successfully completed the treatment or remained in treatment. The recidivism rate for clients who completed the TC program in 2024 was 17%.

Johnson County District Attorney's Office: Juvenile Drug Court Diversion and Minor-In-Possession Programs
ATF Request: $106,203 **ATF Recommendation: $106,203**
ATF Description: The DAC recommends an ATF award of $106,203 to Johnson County District Attorney's Office to support the Juvenile Drug Court and Minor-In-Possession (MIP) programs. These programs serve individuals whose alcohol and/or drug use has resulted in legal involvement, and structured intervention is required to address substance use and reduce recidivism. Youth with misdemeanor or felony violations who have a substantial drug or alcohol problem are diverted to the Juvenile Drug Court program, which offers a higher level of supervision and closely monitors treatment compliance. The MIP program is a non-court resolution of a police report indicating a juvenile has been in possession of alcohol. Through supervision, treatment coordination, and accountability, these programs promote healthier behaviors, reduce substance-related offenses, and improve public safety.

***Results Projected*:** In 2027, there will be a reduction in substance use and decreased recidivism among Johnson County District Attorney's Office clients. 78% of all drug screens will be negative for

all substances. Additionally, 82% of all Drug Court clients will successfully complete the program; 93% will not reoffend during their contract; and 82% will participate in a pro-social activity. In 2027, the District Attorney's Office anticipates serving 262 Johnson County youth.

Outcomes Achieved During 2025: The Juvenile Drug Court Diversion and Minor-In-Possession Program served 234 Johnson County youth. Drug Court conducted 2,004 drug tests. Clients exhibited increased motivation to remain drug free. 78% of Drug Court clients tested negative for illegal substances, and 67% of clients participated in a prosocial activity. The average GPA for Drug Court clients was 2.7 increasing to 3.2 by program completion.

Johnson County District Attorney's Office: Juvenile Drug Court Diversion and Minor-In-Possession Programs
OSF Request: $94,771 **OSF Recommendation: $87,000**
OSF Abatement Strategies: Prevention, Linkage to Care, Harm Reduction
OSF Description: The DAC recommends an OSF award of $87,000, a $41,377 increase from 2026, to the District Attorney's Office. OSF funds will support a dedicated Drug and Alcohol Diversion officer who provides case management, treatment coordination and supervision to youth. The program offers developmentally appropriate, individualized services that promote accountability while connecting youth and their families to resources that support long-term success. Services include community supervision strategies to monitor program progress, decrease future substance use and prevent re-offending.

***Results Projected*:** In 2027, there will be a reduction in substance use, and a reduction in subsequent criminal activity/reoffending among Johnson County District Attorney's Office clients. 84% of drug screens will be negative for all substances, and 94% of clients will not reoffend during their contract. 82% of clients will successfully complete the program, and recidivism will be 6%. During 2027, the District Attorney's Drug and Alcohol Diversion program anticipates serving 299 Johnson County youth.

Johnson County Mental Health Center: Adolescent Center for Treatment (ACT)
ATF Request: $315,000 **ATF Recommendation: $315,000**
ATF Description: The DAC recommends an ATF award of $315,000, an $8,907 increase from 2026, for Johnson County Mental Health Center's Adolescent Center for Treatment (ACT). ACT is an 11-bed, residential substance use disorder treatment facility for adolescents aged 12-18. The cost of residential treatment provided by ACT is significantly less than hospital, psychiatric residential, or detention facility stays. Each client receives a thorough bio-psychosocial assessment and individualized treatment plan. Clients also participate in over 50 hours of structured activities per week, including at least 10 hours of clinical therapy. Program activities include addiction and health education, anger management, 12-step meetings, and recreational activities. Youth also attend academic programming during the school year.

Results Projected: ACT will assist youth with substance use disorder to begin their recovery in a safe and sober environment. In 2027, 75% of ACT clients will remain in residential treatment for a minimum therapeutic length of stay (21 days for first admits, 14 days for re-admissions). 75% of clients will successfully complete treatment plan goals at discharge. At discharge, ACT clients will record an average rating of 4 out of 5 in seven areas of program quality and staff performance. ACT anticipates serving 34 Johnson County youth in 2027.

Outcomes Achieved During 2025: ACT served 25 Johnson County youth through 568 bed days. 75% of first-time ACT clients remained in residential treatment for the minimum 21-day therapeutic length of stay, and 91% of re-admissions remained for the 14-day minimum stay. Of the entire treatment community, 76% of clients successfully completed the ACT residential program. Overall, client satisfaction with residential treatment in eight areas of program quality and staff performance received an average 4 out of 5 rating, as measured on the discharge survey. Additionally, clients rated their feeling of safety an average of 4 out of 5 points.

Johnson County Mental Health Center: Adolescent Center for Treatment (ACT)
OSF Request: $40,000 **OSF Recommendation: $10,000**
OSF Abatement Strategies: Treatment, Recovery, Linkage to Care, Harm Reduction
OSF Description: The DAC recommends an OSF award of $10,000 to support opioid use disorder (OUD) clients in the ACT residential program. While the number of youth presenting to ACT with opioid use disorder has decreased, the continued demand for providing opioid treatment and education remains a top priority. Youth on ACT's specialized opioid use track attend groups that address the opioid crisis, opioid use disorder, overdose and withdrawal, stigma, prevention, and Medication-Assisted Treatment (MAT). Upon discharge naloxone and fentanyl test strips are provided to every youth. OSF funding supports staff training in evidence-based practices and client incentives for achieving program goals.

***Results Projected*:** In 2027, 70% of ACT's OUD clients will demonstrate greater understanding of the harmful effects of opioids, harm reduction strategies, and skills for long-term recovery, as measured by pre/post-surveys. 75% of OUD clients will be referred for MAT or will continue with previously prescribed MAT medications. 60% of OUD clients will successfully complete treatment. During 2027, ACT anticipates serving 34 Johnson County youth.

Outcomes Achieved During 2025: ACT served a total of 25 Johnson County youth through 25 harm reduction kits. 83% of OUD clients demonstrated increased knowledge of fentanyl addiction and harm reduction strategies based on pre/post survey responses. Of the 12 youth admitted to the ACT with an identified OUD, none were referred for MAT services due to prior referral and treatment, extended periods of abstinence from opioids, or disinterest in a MAT referral. 81% of OUD clients successfully completed residential Opioid Track programming, with an average length of stay of 26 days. 25 harm reduction kits were distributed, for a total of 25 boxes of naloxone and 250 fentanyl test strips.

Johnson County Mental Health Center: Adult Detoxification Unit (ADU)
ATF Request: $375,000 **ATF Recommendation: $310,000**
ATF Description: The DAC recommends an ATF award of $310,000, a $24,762 increase from 2026, to the Johnson County Mental Health Center Adult Detoxification Unit (ADU). ADU provides 24/7 services to admit and monitor individuals with alcohol/drug intoxication or withdrawal and operates in accordance with SAMHSA's principles and protocols of social detoxification. ADU is the only program in the Kansas City metropolitan area that provides medical detoxification at a higher level of care for uninsured/underinsured individuals. Services are provided at no cost to participants, and the program serves as a safety net for individuals with serious substance use disorders, often diverting clients from seeking detox services at hospitals/emergency rooms. Case managers assist with suicide risk screening, drug and alcohol assessments, referrals to community partners, and other

care coordination. Additional staff include Licensed Addiction Counselors, Licensed Clinicians, nursing staff, and Behavioral Health Specialists with expertise in mental health and substance use.

Results Projected: ADU aims to provide social detoxification that protects individuals from negative effects of withdrawal and protects the public from the risks associated with having intoxicated individuals on their streets. In 2027, 75% of ADU clients will remain in social detox until discharge is recommended. 75% of ADU clients will have a written discharge plan with referral to primary care, behavioral health, or community services. ADU will receive an average rating of at least 4 out of 5 possible points in six areas of program quality and staff performance on surveys completed by ADU clients at the time of discharge. ADU anticipates serving 360 Johnson County clients in 2027.

Outcomes Achieved During 2025: ADU provided 224 Johnson County adults with 767 bed days with supporting services. 85% of ADU clients remained in social detox until discharge was recommended (based on symptom reduction or transfer to a higher care level). At discharge, 92% of clients received a written discharge plan with referral to primary care, behavioral health, or community services (excluding clients who were referred to a higher level of care from the unit). Discharged clients completed a satisfaction survey evaluating six areas of program quality and staff performance. The average rating was 4.6 on a 5-point scale.

Johnson County Mental Health Center: Adult Detoxification Unit (ADU)
OSF Request: $55,000 **OSF Recommendation: $20,000**
OSF Abatement Strategies: Treatment, Recovery, Linkage to Care, Harm Reduction, Public Safety & First Responders
OSF Description: The DAC recommends an OSF award of $20,000 for Johnson County Mental Health's Adult Detoxification Unit (ADU). ADU is an on-demand service that protects individuals from the dangers associated with withdrawal from alcohol and other drugs by offering close supervision and referrals to a higher level of care as needed. ADU accepts admissions 24 hours a day and provides clients with immediate access to services. OSF funds will support targeted interventions to improve client outcomes, including recovery housing costs that provide clients with a safe environment to continue their recovery.

***Results Projected*:** ADU will reduce harm associated with opioid use disorder, promote addiction recovery, and provide supportive services to reduce barriers to care. In 2027, 100% of clients will be provided a box of naloxone at time of discharge. 100% of clients will have the option of pursuing standing-order medication support approved by a licensed prescriber. 50% of clients who receive financial assistance for recovery housing will maintain stable housing for at least two weeks. During 2027, ADU anticipates serving 360 Johnson County clients.

Outcomes Achieved During 2025: ADU served 45 Johnson County adults through 106 harm-reduction kits. 100% of admitted clients were offered a box of naloxone at the time of admission. Naloxone was also offered to other members of the community, including staff and facilitators of recovery meetings on the unit. ADU planned to implement protocols to test 100% of Medication-Assisted Treatment (MAT) referred clients for opioid use but, due to a lack of 24/7 nursing support, ADU accepted client self-reporting. Opioid use testing is intended to inform prescribers, identify those who need a supply of naloxone, and inform clients of possible adulteration of substances. 100% of clients with opioid use disorder were still offered the option of pursuing MAT from a licensed prescriber.

Johnson County Mental Health Center: Dual Diagnosis Outpatient Program (DDOP)
ATF Request: $300,000 **ATF Recommendation: $289,129**
ATF Description: The DAC recommends an ATF award of $289,129, a $7,211 increase from 2026, to support Johnson County Mental Health Center's Dual Diagnosis Outpatient Program (DDOP), which includes the Adolescent Outpatient Addiction Services (AOAS). DDOP provides integrated outpatient services for individuals 12 years old and above with co-occurring mental health and substance use disorders. DDOP's target population includes uninsured/underinsured and indigent patients. DDOP provides a sliding fee scale to assist those unable to pay for services. Along with ACT and ADU, DDOP is a critical part of Johnson County Mental Health Center's substance use continuum of care. DDOP staff work across programs to facilitate client access to services, including psychotherapy, psychological testing, and psychiatric and medication evaluations. Clients are offered up to eight hours of weekly group or individual counseling sessions, which provide alcohol/drug education, build skills for relapse prevention, and help clients understand and manage mental health issues. Case managers complete person-centered strengths assessments, coordinate with other providers, and provide referrals for treatment and to other community resources, including housing, sobriety support, and transportation.

Results Projected: In 2027, DDOP expects to serve 589 Johnson County residents. 65% of adult clients discharged from DDOP will complete at least eight hours of integrated treatment. 70% of adult DDOP clients will report a reduction in their alcohol/drug use in the most recent 30 days during participation, and 80% of enrolled adult clients will not engage in new criminal activity while in the program. Among AOAS clients, 60% of all discharged youth will have engaged in at least 6 combined sessions of individual and/or group therapy, case management, and medication management services; and 50% of youth clients will report a reduction in alcohol/drug use during the prior 30 days.

Outcomes Achieved During 2025: DDOP and AOAS programs served 376 Johnson County residents (211 adults and 165 youth) through 5,279 clinical hours of service. 80% of adult clients discharged from DDOP completed at least eight hours of integrated treatment, and 73% of adult DDOP clients remained alcohol/drug free during participation. Additionally, 98% of enrolled adult clients reported no new criminal activity while in the program. Among youth participating in AOAS, 79% remained in treatment for at least six sessions. 63% of youth served reported a reduction in alcohol/drug use during the prior 30 days.

Johnson County Mental Health Center: Dual Diagnosis Outpatient Program (DDOP)
OSF Request: $75,000 **OSF Recommendation: $50,000**
OSF Abatement Strategies: Treatment, Recovery
***OSF Description*:** The DAC recommends an OSF award of $50,000 for Johnson County Mental Health Center's Dual Diagnosis Outpatient Program (DDOP). Like other treatment providers in Johnson County, DDOP is moving with intentionality to address the specialized needs of clients with opioid use disorder (OUD). OSF funding will support medication management, individual and group therapy, and Medication-Assisted Treatment (MAT). Clients also receive education and harm reduction tools, including overdose prevention safety plans, naloxone, fentanyl test strips, and medication lock boxes.

Results Projected: In 2027, DDOP will serve 139 Johnson County clients with an OUD. 75% of clients aged 15 and older with OUD will be referred for MAT services. 50% of adult clients who receive housing support will report an overall positive improvement in their recovery, as evidenced by attendance at treatment, employment, or engagement in pro-social activities. 60% of individuals who

receive education funds will report an improvement in their recovery, as measured by successful completion of one or more semesters. 50% of youth who receive travel vouchers will report an overall improvement in their recovery, as demonstrated by stable or increased attendance in therapy appointments. 50% of youth who receive incentives through contingency management will demonstrate a reduction in use or abstinence, as evidenced by urinalysis and self-report.

Outcomes Achieved During 2025: DDOP served 32 Johnson County residents (30 adults and two youth) through 243 clinical hours of service. 51% of adult DDOP clients with OUD were recommended for MAT services. 80% of adult MAT clients were actively engaged in one or more of the following activities that supported continued recovery: employment, academics, or trade/skills development. Among youth participating in the AOAS program, 50% of OUD clients age 15 and older were recommended for MAT services. 100% of OUD youth clients received education/information about harm reduction, including receiving a harm reduction care package and an overdose safety plan prior to discharge. Additionally, OUD youth clients were tested on their knowledge of opioids and harm reduction at discharge and answered 80% of the questions correctly on average.

Johnson County Mental Health Center: Prevention Services
ATF Request: $210,000 **ATF Recommendation: $210,000**
ATF Description: The DAC recommends an ATF award of $210,000 to Johnson County Mental Health Center's Prevention Services to support prevention efforts for Johnson County youth through public and private schools. Programming funded by ATF includes: *AlcoholEdu;* the Youth Leadership Summit; School Prevention Awareness, Resources, and Knowledge (SPARK); Connected Conversations; the Strengthening Families program; and Parenting a Second Time Around (PASTA), an eight-week parenting program designed for relative caregivers who are not the biological parents of the children in their care. Together, these efforts create a comprehensive prevention system that reaches youth directly, while simultaneously strengthening the families, caregivers, and community environments that influence healthy decision-making and positive youth development.

Results Projected: Prevention Services seeks to increase protective factors against substance misuse for youth within Johnson County. 90% of participants in the 2027 Youth Leadership Summit will report increased knowledge of alcohol, tobacco, and other drug prevention strategies. SPARK will expand student-facing prevention messaging in collaboration with at least three school districts. Prevention Services will host at least four Connected Conversations for middle or high schools during the fiscal year, and 90% of participants will indicate increased confidence in family communication skills. At least 5,000 high school students will complete *AlcoholEdu* in 2027 and demonstrate a 15% increase in knowledge across the five program modules. 85% of caregivers completing PASTA will report increased confidence and parenting skills after completing the program. Prevention Services anticipates serving 3,905 Johnson County residents in 2027.

Outcomes Achieved During 2025: Prevention Services served 1,757 adults and 2,202 youth through 11,154 hours of direct service and more than 1,100,000 social media impressions. 97% of participants in the Youth Leadership Summit increased their knowledge about alcohol, tobacco, and other drugs (ATOD) prevention, as measured by self-report evaluations. Five SPARK discussions were hosted to share best practices in prevention. 100% of SPARK participants indicated increased knowledge/awareness of the topic presented, as measured by self-report evaluations. Prevention Services hosted four Connected Conversations for middle or high schools during the fiscal year. 100% of participants indicated increased knowledge and awareness, and increased confidence in family

communication skills, as measured by self-report evaluations. End the Trend earned more than 1,100,000 social media impressions, and over 32,000 page views. During the 2025 school year, 4,866 high school students participated in *AlcoholEdu* and demonstrated a 17% increase in knowledge across the five program modules, as measured by in-platform assessments. Additionally, 100% of caregivers who completed PASTA reported an increase in confidence and parenting skills.

Nonprofit Community-Based Programs

Nonprofit community-based programs fill in linkages to care in the substance use continuum of care. For example, some community-based programs partner with school districts to provide education, prevention, and treatment programs onsite for students at low or no cost. Other programs provide substance use and behavioral health assessments that support the justice system and school districts. Community-based programs also provide substance use and behavioral health inpatient and outpatient treatment to support individuals and families in recovery through recovery housing, case management, and employment supports. These programs work closely with law enforcement and the Department of Corrections to support individuals' reintegration into the community. Support areas include transportation, housing, employment training and connections, peer recovery, and linkages to care.

Artists Helping the Homeless (AHH)

ATF Request: $110,000 **ATF Recommendation: $110,000**

ATF Description: The DAC recommends an ATF award of $110,000, an increase of $20,000 from 2026, to Artists Helping the Homeless (AHH). AHH's Be the Change program addresses the complex intersection of homelessness and substance use disorders (SUD) for adult males and helps break the cycle of recovery, reuse, homelessness, and incarceration. ATF dollars will support discharge planning and residential recovery services for Johnson County residents who are unhoused and facing substance abuse issues. The program fills a critical gap for unhoused adult males seeking recovery, and provides shelter, food, and basic needs in a sober environment with peer support. Referrals to AHH come from hospitals, agencies that provide recovery and treatment supports, law enforcement, Johnson County Mental Health Center, and state mental health and aging services. The program uses Housing First, Recovery Oriented Systems of Care, and a strengths-based management approach.

Results Projected: AHH's Be the Change program will support participants in maintaining sobriety, successfully reintegrating into the community, and leading fulfilling lives. In 2027, AHH will assess, place and/or assist 180 Johnson County individuals at risk of alcohol or drug abuse. The program will provide residential recovery services, including housing and support services to 40 individuals. After entering the program, 100% of participants will avoid interaction with law enforcement, and no more than 7.5% will require emergency room or ambulance services due to alcohol or substance use. Of participants in the program for 30 days or more, 85% will move to independent living, reunite with family, enter a transitional facility, or take another step in their recovery plan. While in residential recovery housing, 80% will maintain sobriety. At discharge, 85% of participants will be employed.

Outcomes Achieved During 2025: AHH provided 6,851 nights of housing to 202 unhoused Johnson County individuals recovering from SUD. Of these referrals, 50 were provided residential recovery services. 94% of discharged participants left to their families, independent living or another step in their recovery. More than 80% of participants discharged were employed. Participants maintained an 88% sobriety rate based on urinalysis. No residents had interactions with law enforcement after entering the program, and only one resident required an emergency room visit.

Boys & Girls Club
ATF Request: $30,000 **ATF Recommendation: $30,000**
ATF Description: The DAC recommends an ATF award of $30,000 to the Boys & Girls Club for its *Journeys: Path to Adulthood Targeted* program in Olathe. This program is a comprehensive prevention initiative that educates members (youth ages 5 to 18) about the dangers of substance abuse and develops their skills to resist negative influences. The core focus of *Journeys: Paths to Adulthood Targeted* program is to equip participants with the skills and knowledge needed to make informed decisions and resist engaging in risky behaviors such as drug use, alcohol abuse, and early sexual activity. Participants receive education on topics such as drug prevention, violence prevention, conflict resolution, healthy relationships, and personal safety using evidence-based curricula, interactive workshops, and mentoring. The Olathe School District provides transportation to the Club from various schools. Boys & Girls Club has established relationships with corporate partners, including University of Kansas Medical Center, Center of Grace, CarMax, Opus Group, Garmin, TVH Parts, Sysco, Harmon Construction, Olathe Police Department, Atmos, and Subaru of Olathe. These corporate partners support older youth with job experience opportunities.

Results Projected**:** *Journeys: Paths to Adulthood Targeted* will prevent or delay the onset of alcohol and drug use and involvement in other risky behaviors. In 2027, 85% of participants will demonstrate an increased knowledge of the dangers of alcohol and drug use; 85% of participants will demonstrate an increased knowledge of tools to resist peer pressure and media influence; 85% of participants will demonstrate an increased knowledge of how to resolve conflict non-violently; and 95% of participants will self-report abstinence from drug and alcohol use. During 2027, Boys & Girls Club expects to serve 600 Johnson County youth.

Outcomes Achieved During 2025: Boys & Girls Club provided 75 program sessions, both after school and all day during the summer to 414 Johnson County youth. Pre/post-tests showed 71% of participants demonstrated increased knowledge of the dangers of alcohol and drug use. Additionally, 90% of participants increased their knowledge of tools and strategies to resist peer pressure and media influence. 100% of participants self-reported abstinence from drug and alcohol use.

Boys & Girls Club
OSF Request: $30,000 **OSF Recommendation: $30,000**
OSF Abatement Strategies: Prevention, Linkage to Care, Harm Reduction
OSF Description: The DAC recommends an OSF award of $30,000 to support Boys & Girls Club's *Positive Action* program, which promotes positive behaviors, character development, and academic success among children and teens. *Positive Action* is endorsed by SAMHSA and provides afterschool activities, mentoring, academic support, and life skills training designed to foster personal growth, social-emotional development, and resilience. The program equips participants with practical tools that support personal responsibility, self-control, empathy, healthy relationships, and avoidance of harmful behaviors. These skills increase protective factors, and as a result, youth are better equipped to self-regulate without the use of substances and to avoid substance abuse.

Results Projected**:** *Positive Action* will empower young people and promote positive behaviors, character development, and personal growth. In 2027, 85% of participants will demonstrate increased academic achievement, as measured through higher grades, improved test scores, or increased attendance; 85% of participants will show increased understanding and use of skills to resist peer pressure and critically evaluate media influences; and 85% of participants will have greater

involvement and positive community contributions, as measured by community service hours performed, surveys, and feedback from community organizations. During 2027, Boys & Girls Club expects to serve 600 youth.

Outcomes Achieved During 2025: The Boys & Girls Club served 414 Johnson County youth through 112 program sessions provided both after-school and all day during the summer. 93% of participants demonstrated increased academic achievement, such as improved grades or test scores. Additionally, 96% of participants demonstrated improved social and emotional competencies, including communication, conflict resolution, and self-confidence. On average, 85% of participants had greater involvement and positive community contributions, measured by community service hours performed, surveys, and feedback from community organizations.

Cornerstones of Care

ATF Request: $133,385 **ATF Recommendation: $133,385**

ATF Description: The DAC recommends an ATF award of $133,385, a $3,885 increase from 2026, to Cornerstones of Care for the implementation of Functional Family Therapy (FFT) for families navigating substance use-related challenges. The FFT program is a short-term, 12 to 14 sessions, evidence-based, in-home, intensive family-based treatment program for youth ages 11-17. Youth served by FFT are at risk of entering the juvenile justice system, dropping out of school, or experiencing substance use problems. FFT addresses risk factors in the personal and family domain that influence a youth's decision-making around substance use and helps strengthen protective factors. FFT utilizes the family system, including siblings, to help youth and their parents recognize the severity and impact of substance misuse and increase the likelihood of lasting change.

Results Projected: FFT will help at-risk children and families reach their potential through counseling, social services, and education—and divert them from justice involvement. In 2027, following the completion of FFT, 80% of youth participants will not be adjudicated on a violation of the law or charges related to drugs or alcohol within one year. 80% of youth and families will report improved communication with one another, and a decrease in family conflict. During 2027, Cornerstones anticipates serving 125 Johnson County residents with substance abuse-related issues.

Outcomes Achieved During 2025: Cornerstones of Care served 95 Johnson County residents (43 youth and 52 adults) through 247 FFT service encounters, including telehealth. 60% of program youth were not adjudicated on a violation of the law or charges related to drugs or alcohol. Additionally, 100% of youth and families reported improved communication and decreased family conflict.

DCCCA

ATF Request: $119,470 **ATF Recommendation: $119,470**

ATF Description: The DAC recommends an ATF award of $119,470, a $26,520 increase from 2026, to DCCCA for continued outpatient and intensive outpatient (IOP) substance use disorder treatment services in Johnson County. Services assist individuals in reducing or discontinuing the use of alcohol and other substances. Programming offers clinical assessments and evaluations, individual therapy, and group counseling to adults with substance use disorders, including individuals referred from the criminal justice system, those without insurance, and other high-need populations. Evidence-based practices, such as Motivational Interviewing, Cognitive Behavioral Therapy (CBT), and Seeking Safety, are provided by licensed professionals and support long-term recovery, community reintegration, and improved quality of life. Additionally, ATF funding will support multiple interactive community-

based training sessions of *Beliefs Attitudes and Facts: Understanding Addiction*, a community-based training designed for participants to explore multiple perspectives and increase their understanding of addiction.

Results Projected: DCCCA will support individuals in reducing or abstaining from alcohol and other substances, improving quality of life, decreasing interactions with the criminal justice system, and dependence on social services. Clients engaging in DCCCA services will demonstrate a 60% reduction in substance use at 90 days post-intake; 70% of clients will complete outpatient and IOP services, and 40% will report a reduction in emergency department visits or law enforcement contact six months post-treatment. Additionally, 60% of clients will report improved housing, employment, and/or vocational services within six months of treatment completion; 75% of clients will connect with ongoing peer or community-based support at discharge. In 2027, DCCCA anticipates serving 108 Johnson County residents.

First Call

ATF Request: $71,727 **ATF Recommendation: $71,727**

ATF Description: The DAC recommends an ATF award of $71,727, a $564 increase from 2026, to First Call for Prevention Services. First Call will provide effective, no-cost prevention programming for children and youth in seven Johnson County school districts. First Call's prevention programming includes *Caring for Kids & How to Cope* to develop protective factors and coping mechanisms to address a loved one's substance use. Programming also includes *Botvin Life Skills & "Too Good*" curriculum, in which students learn to identify and respond to stressful situations without the use of nicotine, alcohol, or drugs. First Call also offers the Adolescent Risk & Resilience program, a small-group intervention for students demonstrating early risk factors for substance use or who have experienced school disciplinary action related to alcohol, nicotine, or other drugs. All services are provided at no cost to Johnson County participants by First Call's credentialed prevention specialists and family services professionals.

Results Projected: First Call's Prevention Services participants will lead safe, healthy lives and avoid substance use, misuse, and addiction. 80% of participants in *How to Cope* and *Caring for Kids* will increase their knowledge of substance use disorder. 80% of participants in the Adolescent Risk & Resilience program will learn to identify triggering situations and at least three new coping mechanisms to deal with stress. Participants in school-based prevention will demonstrate a 7% positive change in knowledge related to alcohol, tobacco, drugs, and protective life skills. First Call anticipates serving 142 Johnson County residents in 2027.

Outcomes Achieved During 2025: First Call served 108 Johnson County clients (42 adults and 66 youth) with 979 hours of support through direct service and outreach events. 100% of *Caring for Kids* participants and 97% of *How to Cope* participants increased their knowledge of substance use disorder, including the harmful effects of alcohol, tobacco, and other drugs. 100% of adolescents who participated in First Call's Adolescent Relapse Prevention program were able to identify at least three new coping mechanisms to deal with stress in triggering situations. Additionally, students who participated in *Life Skills Training* showed an 11% increase in their knowledge about alcohol, tobacco, drugs, and protective life skills, as demonstrated in pre/post-program evaluations.

First Call

OSF Request: $54,447 **OSF Recommendation: $54,447**

OSF Abatement Strategies: Recovery, Linkage to Care, Harm Reduction
OSF Description: The DAC recommends an OSF award of $54,447, a $1,879 increase from 2026, to support First Call's Linkage to Care 24/7 Crisis Call Line, Recovery Support Services, and Overdose Prevention programming in Johnson County. Linkages to Care Crisis Call Line serves as many clients' first point of connection with the agency. Counselors provide brief interventions, referrals to support services, and linkages to Recovery Advocates for people experiencing mental health crises. Recovery Advocates provide therapeutic case management and care coordination to help people navigate a path to recovery. Overdose Prevention, First Call's Harm Reduction program, was launched in 2022 and was the first of its kind in the region. The program continues to be one of the largest providers of no-cost naloxone and has expanded to include other lifesaving and affirming practices that focus on community education and preventing and reversing overdoses.

***Results Projected*:** First Call's Linkages to Care, Recovery Support Services, and Overdose Prevention will provide life-saving recovery and overdose prevention services. In 2027, 85% of callers to First Call's 24/7 Crisis Call Line will receive at least three appropriate referrals. 75% of participants in Recovery Support will demonstrate an increase in overall recovery capital. First Call will distribute 100 units of naloxone and 200 substance use test strips; and train at least 50 people in how to spot an overdose and administer naloxone. First Call anticipates serving 250 Johnson County residents in 2027.

Outcomes Achieved During 2025: First Call served 462 Johnson County residents (412 adults and 50 youth) through 462 units of service. 99% of First Call's crisis call line callers received at least one appropriate referral. Additionally, First Call distributed 145 units of naloxone and 155 substance use test strips. Recovery Support Service participants either did not complete the program successfully or have not been in the program long enough to have a valid Addiction Severity Index (ASI) or Arizona Self-Sufficiency Matrix (ASSM) score. One participant continues in the program.

Futures First (formerly The Family Conservancy)
ATF Request: $41,200 **ATF Recommendation: $41,200**
ATF Description: The DAC recommends an ATF award of $41,200, a $1,200 increase from 2026, to Futures First to provide evidence-based prevention and early intervention services. ATF supports delivery of *Conscious Discipline,* prevention education to strengthen the social-emotional skills of young children while equipping parents, caregivers, and educators with positive behavior management and relationship-based strategies. ATF also supports substance misuse screening, brief intervention and referral, along with training for pregnant and postpartum individuals and the professionals who support them. These services strengthen protective factors, increase awareness of substance misuse risks, build caregiver resilience, and connect families to appropriate resources before concerns escalate. All services are free to the client and are offered in-home through flexible scheduling, and/or concurrent with childcare services to reduce barriers to participation.

Results Projected: During 2027, Futures First anticipates serving 662 Johnson County residents. Among parents and caregivers who attend at least three of five *Conscious Discipline* program sessions, 80% will increase their positive parenting skills/abilities in at least four of seven areas and will indicate utilization of five or more strategies learned. 100% of clients who self-identified as having a family member with substance misuse concerns will receive additional information or resources to support the family's health. By the end of treatment, new mothers will no longer meet diagnostic criteria for the mental health condition(s) identified during intake.

Outcomes Achieved During 2025: Futures First served 715 Johnson County residents (277 adults and 438 youth) with 8,026 hours of programming, including coaching sessions. 63 individuals attended at least one *Conscious Discipline* class. 100% of parents and caregivers who completed programming showed an increase in four of the program's seven positive parenting skills/abilities. 92% of parents and teachers reported they were able to apply at least 5 of 10 positive impact strategies learned. Additionally, clients exhibited improved mental health functioning due to access to therapy appointments, as indicated by 85% of available appointments utilized.

Health Partnership Clinic (HPC)

ATF Request: $104,225 **ATF Recommendation: $104,225**

ATF Description: The DAC recommends an ATF award of $104,225, a $14,975 increase from 2026, to support Health Partnership Clinic's (HPC) Substance Use Disorder Services. This includes funding for a Psychiatric Nurse Practitioner to provide Medication-Assisted Treatment (MAT) and a Licensed Clinical Addiction Counselor to lead individual and group addiction therapy sessions. HPC is a Patient-Centered Medical Home and the only Federally Qualified Healthcare Center (FQHC) in the region. HPC's programming provides care for low-income and uninsured populations on a sliding scale. HPC's Substance Use Disorder program provides up to five hours of programming per week for adolescents and eight hours per week for adults, including behavioral intervention, relapse prevention, social support, and education in individual, group, and family therapy settings. HPC utilizes the SAMHSA-endorsed Screening, Brief Intervention, and the Referral to Treatment (SBIRT) tool during primary care visits and Hazelton's Living in Balance treatment for substance use disorder treatment.

***Results Projected*:** HPC's patients will successfully complete recommended treatment and remain sober. In 2027, HPC projects serving 84 Johnson County clients through 620 patient visits; 90% of patients will indicate they are satisfied with their overall care, as measured by patient satisfaction surveys. 90% of patients without housing will be connected to housing resources. MAT services will be provided to patients who demonstrate a need, with at least 70% of clients remaining in compliance with MAT services.

Outcomes Achieved During 2025: HPC provided substance use disorder and MAT services to 85 Johnson County patients (83 adults and 2 youth) through 620 visits. 94% of patients indicated they were satisfied with the overall care they received. 69% of patients receiving substance use disorder services who reported homelessness on the Protocol for Responding to and the Assessing Patient Assets, Risks, and Experiences (PRAPARE) tool were referred to housing services. Of the 71% of patients receiving MAT services, 70% were compliant with their medications.

Heartland Regional Alcohol & Drug Assessment Center (HRADAC)

ATF Request: $261,575 **ATF Recommendation: $261,575**

ATF Description: The DAC recommends an ATF award of $261,575, a $17,775 increase from 2026, to support HRADAC's Intensive Case Management (ICM) program. The ICM program serves Johnson County adults with substance use disorders, many of whom experience co-occurring mental health conditions, homelessness, justice-system involvement, and other barriers to recovery. The ICM program applies a whole-person approach. Services begin with intensive outreach and engagement, clinical case management, Recovery Coach (RC) support, and barrier reduction funds to stabilize individuals and initiate recovery. ATF funding supports personnel, funds for participant barrier reduction, and program operations necessary to provide comprehensive community-based services that promote treatment engagement, stability, and reduced reliance on crisis systems.

Results Projected: HRADAC's program will intervene with individuals who have substance use disorder and other co-occurring issues, stabilize them in their home community, and engage them in recovery activities. In 2027, 80% of HRADAC ICM clients will secure safe housing while receiving services and 95% will engage in one or more recovery activities. 70% of clients will access mental health services after enrollment. HRADAC's ICM program expects to serve 145 Johnson County residents in 2027.

Outcomes Achieved During 2025: HRADAC served 175 Johnson County adults through 175 service encounters. 95% of clients accessed recovery activities while receiving ICM Services. Additionally, 70% accessed substance abuse treatment; 75% of clients accessed 12-step and other recovery support groups; and 49% of clients engaged in Recovery-Oriented Systems of Care (ROSC) activities with a Recovery Coach. 70% of individuals secured safe housing while receiving services. 37 individuals obtained permanent housing, and 22 individuals obtained transitional housing. HRADAC served 166 clients with co-occurring mental health issues, and of those, 68% received mental health services.

Heartland Regional Alcohol & Drug Assessment Center (HRADAC)
OSF Request: $66,395 **OSF Recommendation: $47,293**
OSF Abatement Strategies: Recovery, Linkage to Care, Harm Reduction, Public Safety & First Responders
OSF Description: The DAC recommends an OSF award of $47,293 to support implementation of HRADAC's Peer Advocacy Toward Hope (PATH) program. PATH is a countywide post-crisis recovery engagement and care navigation program serving Johnson County residents following a substance use-related crisis event. PATH extends the impact of first responders by ensuring recovery engagement begins immediately after the crisis has ended. Rather than creating new treatment services, PATH strengthens Johnson County's continuum of care by improving access to existing resources during the critical transition from crisis to recovery. Programming is delivered by a PATH Peer Recovery coordinator and includes community-based outreach, recovery navigation, linkage to treatment, Medication-Assisted Treatment (MAT), behavioral health services, recovery support, housing resources, transportation assistance, and other wraparound services for long-term recovery.

Results Projected: PATH will support client progression from crisis stabilization to recovery engagement and successful connection with ongoing care. In 2027, at least 65% of individuals who have successful contact with the PATH Peer Recovery Coordinator will agree to participate in PATH services. At least 80% of clients who engage in services will be connected to one or more recovery-supportive services, and at least 75% of clients will demonstrate progress towards one or more individualized recovery goals. HRADAC's PATH program expects to serve 80 Johnson County residents in 2027.

Kansas Legal Services (KLS)
OSF Request: $50,000 **OSF Recommendation: $50,000**
OSF Abatement Strategies: Recovery, Linkage to Care
OSF Description: The DAC recommends an OSF award of $50,000 to KLS for their Project Bootstraps program, a free, full-day legal aid clinic to reduce employment barriers. Services will include criminal record expungement and "Advise and Counsel" on civil legal issues, such as debt collection, family law matters, housing disputes, and consumer protection. KLS will partner with community health organizations, local government agencies, and recovery centers to actively assist individuals in

recovery. All clinic participants receive legal screening and appropriate legal assistance (e.g., legal advice, document preparation, court representation, and other referrals based on individual legal needs). Legal services are integrated within a broader workforce development framework to help those in recovery and support their employment journey.

Results Projected: Through their legal clinic, KLS will promote community stability by removing barriers to employment, housing, and economic self-sufficiency. KLS anticipates serving 115 Johnson County residents through its legal clinic in 2027. Within six months of clinic attendance, approximately 50% of clients pursuing expungement will receive a cleared record or court approval. At least 50% of participants will report increased access to employment opportunities; and more than 50% will report improved economic well-being, including reduced financial stress and increased understanding of their legal rights.

KidsTLC

ATF Request: $62,000 **ATF Recommendation: $60,397**

ATF Description: The DAC recommends an ATF award of $60,397, level funding from 2026, to KidsTLC for its Psychiatric Residential Drug and Alcohol program (PRTF). Funding will support individual and group substance use therapy and prevention/education services to youth ages 13 and older who screen positive for substance use concerns. The evidence-based *Seeking Safety* curriculum is utilized in treatment, as well as Cognitive Behavioral Therapy (CBT), Eye Motion Desensitization Reprocessing (EMDR), Dialectical Behavioral Therapy (DBT), and Motivational Interviewing. Family participation remains a cornerstone of treatment, with parents and caregivers strongly encouraged to engage in family therapy, peer support and education classes, and after-care support.

Results Projected: In 2027, Kids TLC projects 10 Johnson County youth will receive 40 clinical service hours of substance abuse therapy as part of PRTF programming. While participating in the program, 80% of youth receiving substance use services will abstain from drugs/alcohol. Youth in treatment will respond favorably regarding access to substance use services and supports. At discharge, 80% of youth in treatment will report overall improvement regarding substance use, and 80% will report an improved outlook. Three months post-discharge, 80% of youth will remain involved in counseling services, and 80% will respond favorably that things have improved in their life regarding substance use.

Outcomes Achieved During 2025: KidsTLC's PRTF provided 37 clinical and education hours to 6 Johnson County youth. 92% of youth receiving substance use services abstained from drugs/alcohol during passes (break outside of the PRTF facility), as measured by a physician-ordered urine analysis upon the youth's return. 100% of youth demonstrated an improved outlook after treatment, measured by their self-assessment at admission and discharge. 88% of youth who were discharged from the PRTF program and received substance use treatment self-reported a maintenance or decrease in problem severity between admission and discharge as measured by the Ohio Scales survey. The survey measures client satisfaction, problem severity, functioning, and hopefulness is completed by both youth and parents/caregivers at admission, discharge, and every 30 days. 100% of youth who have been discharged from the PRTF program and who have received substance use treatment reported an increase in hopefulness and an increase in functioning (Ohio Scales). 100% responded with a 4 or 5 (very confident or somewhat confident), indicating they feel that "my counselor is willing to help me access services that I need." 100% of youth discharged from the substance use program had at least one community follow-up appointment scheduled at the time of

discharge. 100% of youth (ages 13 and over) in the three adolescent units received one 60-minute psychoeducation prevention group each week during their treatment.

KVC Behavioral HealthCare
ATF Request: $117,998 **ATF Recommendation: $66,000**
ATF Description: The DAC recommends an ATF award of $66,000, level funding from 2026, to KVC Behavioral HealthCare for its Family Substance Abuse Recovery Services. Family Substance Abuse Recovery Services provide in-home substance abuse treatment and recovery services to caregivers and youth who are being served within the child welfare system. KVC utilizes a trauma-informed lens to identify the unique challenges facing each family, in order to determine the appropriate level of care. The program model is distinguished by its focus on the social determinants of health, as clinical services are integrated with advocacy and care coordination to address the individual's environmental context. This holistic, community-centered approach ensures that therapists serve not only as clinicians but as educators and advocates, fostering stronger supportive connections and improved recovery outcomes. Referrals to KVC come from the Kansas Department for Children and Families, along with case management and therapist staff.

***Results Projected*:** KVC's Family Substance Abuse Recovery Services will provide treatment and recovery services necessary for youth and adults and will serve as a referral source for additional services that impact social determinants of health. 80% of outpatient services will be provided in-home, and 80% of families will report increased in lifestyle changes that improve family stability. Each family will work with KVC to set and monitor outcome goals. Goals may include maintaining sobriety and housing stability, avoiding criminal activities, and retaining access to and/or actively connecting with resources and services. KVC projects that 80% of program participants will maintain established recovery goals at 30 and 60 days post-program completion. KVC anticipates serving 69 Johnson County residents through Family Substance Abuse Recovery Services in 2027.

Outcomes Achieved During 2025: KVC served 67 Johnson County residents (36 adults and 31 youth) through 933 hours of assessment and treatment. 82% of KVC's outpatient services were provided in-home or via telehealth in the client's home, when requested by the client. Services provided in the office or community were requested by the client due to lack of internet access, privacy or safety in the home. Eco-Mapping was used to measure the number of supportive connections, thus contributing to stability and positive lifestyle change. Individuals engaged in treatment long enough to complete Eco-Mapping more than once showed a 25% increase in community connections. Based on the Advance Warning of Relapse (AWARE) risk assessment and Eco-Mapping, 37% of clients experienced a decrease in relapse risk after treatment, 50% experienced stable risk, and 16% showed an increase in relapse risk and were referred for additional treatment.

Mirror, Inc.
ATF Request: $310,000 **ATF Recommendation: $310,000**
ATF Description: The DAC recommends an ATF award of $310,000, a $8,000 increase from 2026, to Mirror for its Co-Occurring Disorder (COD) Residential Treatment program for Johnson County residents. More than half of COD program clients are justice-involved, and many have financial barriers to treatment, such as a lack of health insurance. The COD program shortens wait time for clients in need of specialized care, removing them from lengthy waitlists for state-funded beds. Expedited services help clients stabilize and engage in recovery sooner, increasing the likelihood of successful treatment. Mirror's services include access to person-centered case management (PCCM)

and peer mentoring services. The organization also makes transportation to mental health, dental, medical and other social service appointments available. All of Mirror's services are evidence-based or promising practices, and clinical and supervisory staff are required to maintain licensure through the Kansas Behavioral Sciences Regulatory Board.

***Results Projected*:** Mirror will provide timely access to wraparound mental health and substance use disorder treatment services for Johnson County residents with limited resources. Projected outcomes for 2027 include: 70% retention in the treatment program, and increased confidence levels from admission to discharge, as measured by scores on the Brief Situational Confidence Questionnaire (BSCQ). 80% of clients with an identified need will receive appropriate service referrals; and 80% of participants who identify as housing insecure will receive housing support services. Mirror projects serving 92 Johnson County residents with 1,500 COD service days in 2027.

Outcomes Achieved During 2025: Mirror served 76 Johnson County residents through 2,359 service days in the COD program. COD clients had a 74% successful completion rate. 58% of clients reported increased confidence when rating their ability to handle high-risk situations that can lead to substance use. 100% of clients with additional needs were referred to appropriate services within their community. Additionally, 100% of clients who identified as housing insecure received financial support, including deposits for an Oxford House or other sober living options.

NCircle
OSF Request: $74,660 **OSF Recommendation: $74,660**
OSF Abatement Strategies: Prevention, Recovery, Workforce Development
OSF Description: The DAC recommends an OSF award of $74,660 to NCircle to support its College of Trades (COT) program. NCircle partners with Johnson County Department of Corrections to provide the College of Trades (COT) program on-site for incarcerated individuals in Johnson County's residential substance use Therapeutic Community. COT provides employment and life skills training for individuals at high-risk of unemployment or recidivism upon release, with a goal to end the cycle of incarceration and stabilize families. Program participants are assessed using the Employment Readiness Scale (ERS) before and after the 12-week training. NCircle delivers services in partnership with Johnson County Community College, Goodwill, and Johnson County Department of Corrections. NCircle's COT remains the only workforce-focused program operating within the Therapeutic Community that combines cognitive-behavioral programming, career development, digital literacy, and employment preparation.

***Results Projected*:** In 2027, 90 participants will receive 2,800 hours of workforce development services through NCircle's COT. NCircle anticipates a 10% or more increase in job maintenance and social support, along with an increase of 10% or more in career-decision making and job searches, as measured by ERS pre/post-testing. Additionally, NCircle anticipates that at least 75% of clients exiting the COT program will have secured employment prior to release. NCircle will continue to track recidivism rates and report on the data when available.

Outcomes Achieved During 2025: NCircle's COT served 130 Johnson County adults through 2,869 hours of service. COT participants' ERS results increased by 18% in Job Maintenance, increased by 25% in social supports and increased by 25% in career decision making. 93% of participants completed Essential Skills for Workplace Advancement. 37% of clients completed at least two digital literacy certificates, and 100% of clients who were eligible for employment were employed at program

completion. NCircle continues to partner with Johnson County Department of Corrections to collect data about individuals receiving services and track progress, as well as recidivism.

Valley Hope Foundation
ATF Request: $50,000 **ATF Recommendation: $50,000**
ATF Description: The DAC recommends an ATF award of $50,000 for Valley Hope's Patient Assistance Program. The Patient Assistance program provides financial assistance to Johnson County clients who are otherwise unable to pay for necessary substance abuse treatment services. Valley Hope provides intensive outpatient services in Overland Park and Atchison for adults with substance use disorder. Financial assistance for treatment is distributed based on financial need and the patients' positive and productive engagement.

Results Projected: Within 12 months of enrollment, at least 30 Johnson County clients will receive funds from the Patient Assistance program to complete their treatment. Patients supported by the Patient Assistance program will complete at least 18 of the recommended 28-day stay in residential care. Prior to discharge, at least 75% of patients will complete a discharge plan to ensure continued connection to treatment and a commitment to recovery. Valley Hope anticipates providing Patient Assistance funds to 54 Johnson County clients in 2027.

Outcomes Achieved During 2025: Valley Hope Foundation served 36 Johnson County adults through 36 patient assistance services to complete their treatment. 96% of those patients completed at least 18 of the recommended 28-day stay in residential care or completed at least half of the appropriate outpatient or continuing care program. Additionally, 85% of patients completed a discharge plan, and 86% consented to ongoing communication and connection to treatment or their recovery community.

2027 Substance Use Continuum of Care Fund
Participating Jurisdictions

Jurisdiction	2027
Johnson County Government	$246,386
Johnson County OSF	$100,000
De Soto	$26,000
Gardner	$42,000
Leawood	$330,000
Leawood OSF	$65,000
Lenexa	$215,000
Lenexa OSF	$50,000
Merriam	$32,000
Mission	$75,000
Olathe	$250,000
Olathe OSF	$25,000
Overland Park	$1,365,908
Overland Park OSF	$150,000
Prairie Village	$50,000
Prairie Village OSF	$25,000
Shawnee	$130,000
Shawnee OSF	$70,000
Total ATF	$2,762,294
Total OSF	$485,000
Total SUF Funds	$3,247,294
Returned to the pool for reallocation	
ATF 2025/2026 unspent funds	$73,000
OSF 2026 unspent funds	$75,000
Grand Total SUF Funds	$3,395,294

The recommended grant awards represent the maximum SUF award for the calendar year. These awards are based on estimates from local jurisdictions of local liquor tax revenue, along with estimates of opioid settlement fund distributions. Awards will only be made if jurisdictions receive adequate revenue. Actual dollars disbursed are dependent on local liquor tax revenue and opioid settlement fund distributions received by participating jurisdictions. Neither United Community Services (UCS), nor the Drug and Alcoholism Council, are responsible for a reduction in SUF awards payable by participating jurisdictions.

APPENDIX A
DRUG & ALCOHOLISM COUNCIL of JOHNSON COUNTY FUNDING PRIORITIES

Alcohol Tax Funds (ATF)

By legislative mandate (KSA §79-41a04 as amended), ATF dollars must be used to fund services or programs whose principal purpose is substance abuse education, prevention, detoxification, intervention and/or treatment. Programs funded through the ATF grant process create a substance use continuum of services. Programs are defined as follows:

- Education and Prevention programs are designed to promote awareness and self-efficacy, and provide information, activities, and skill building to prevent problems with, or addiction to, alcohol and/or drugs.
- Intervention programs are designed to interrupt alcohol and/or drug use and may include involvement in activities applied during early stages of substance use which may prevent the transition from drug use to abuse.
- Substance Abuse Treatment programs are licensed by the State of Kansas to provide substance use disorder treatment services, including detoxification, and are designed to assist clients with discontinuing the use of alcohol and drugs and recovery programs supporting a reduction in relapse.

Opioid Settlement Funds (OSF)

OSF are special purpose, special revenue funds distributed by the Kansas Attorney General's Office to municipalities that joined the statewide opioid settlement agreement. Pursuant to state statute and a Memorandum of Understanding, funds are distributed based on each municipality's population and must be used for **"projects and activities that prevent, reduce, treat, or mitigate the effects of substance abuse and addiction or to reimburse the State or Political Subdivisions for previous expenses related to substance abuse mitigation or arising from covered conduct."** KSA 75-775—781.

The national opioid settlement agreements governing this funding provide a List of Opioid Remediation Uses, including Core Strategies and nonexclusive Approved Uses to support treatment of Opioid Use Disorder (OUD) and co-occurring Substance Use Disorder or Mental Health (SUD/MH) conditions through evidence-based or evidence-informed programs and strategies, such as:

- Naloxone and Medication-Assisted Treatment (MAT) distribution, education, and training.
- Treatment, intervention, and wrap-around services to specialized populations, such as pregnant and postpartum women and families and incarcerated individuals.
- Expansion of recovery and reintegration services for OUD, SUD and SUD/MH, including peer support and comprehensive wrap-around services such as housing, transportation, job training/placement, education, and/or childcare.
- Education and prevention programs, including media campaigns, K-12 education, drug disposal, diversion programs, and syringe service programs.

JOHNSON COUNTY REGION FUNDING PRIORITIES FOR SUF

In addition to consideration of core purposes of ATF and OSF referenced above, overall priority is given to:

- Programs that target populations who are at-risk for substance use or abuse including individuals who have mental health issues, people who are homeless and/or have other co-occurring issues, women who are pregnant or nursing, and individuals involved in the child welfare or criminal justice system.
- Programs that address barriers to service including hours of operation, transportation, lack of care for children of parents seeking services, and physical location.

- If fees are charged for services, there are accommodations for clients with no ability, or limited ability, to pay the fees including a sliding fee scale based upon income.
- Programs that demonstrate competency in addressing language and cultural barriers and provide bilingual services in multiple languages, such as Spanish.
- Programs that provide services to meet a current community need defined through indicator data.
- Programs that demonstrate an awareness of the negative impact of trauma in the prevention and treatment of substance use and co-occurring substance use and mental health disorders and utilize a trauma-informed care approach in the delivery of services.
- Programs that are evidence-based or reflect a best or promising practice and include measures to ensure fidelity.
- Programs that utilize measurable outcome data to improve service delivery.
- Strategies and services that involve families, parents, guardians, and/or other support systems.
- Programs that demonstrate coordination and collaboration with other agencies that support the substance abuse continuum of services in Johnson County and provide connection to community supports.
- Programs that demonstrate through service delivery, competency in addressing the interrelationship between substance use/abuse and other risk factors as defined above.

Priorities for Education and Prevention Programs include:

- Strategies that seek to delay the onset of the initial use of substances.
- Programs that target use of gateway drugs and address new trends in drug use across all age groups.
- Programs that utilize *Risk and Protective Factors* strategies across all age groups.

Priorities for Treatment and Intervention Programs include:

- Programs that provide effective treatment strategies for individuals with co-occurring substance use and mental health disorders.
- Programs that serve targeted populations and introduce early intervention strategies.
- Programs that incorporate Recovery Oriented Systems of Care (ROSC) which sustain and support recovery. These include providing peer support, housing, case management, and/or to linkages to recovery communities and activities.

For Opioid Settlement Funds only, priorities further include:

- Programs that support early education evidence-based prevention programs and mental health services and supports in schools, including school-based contacts and outreach.
- Programs and services providing training and workforce development for individuals providing support for this population.
- New and/or expansions of existing evidence-based or evidence-informed programs specifically focused on OUD and OUD/MH.
- Programs that expand warm hand-off and recovery services for OUD, SUD and SUD/MH to provide comprehensive wrap-around services, including housing, transportation, education, job training, and childcare.
- Programs that expand reintegration services for individuals in recovery, including recovery centers and peer support as well as supportive housing, and community navigators.

Approved by the Drug and Alcoholism Council
February 27, 2026

APPENDIX B

2026 DRUG and ALCOHOLISM COUNCIL of JOHNSON COUNTY
2027 SUF GRANT REVIEW COMMITTEE MEMBERS

Steven Shrout, Chair, City of Lenexa Representative

Dr. Sarah Gilliland, DNP, Vice Chair, Olathe School District, School District Representative **

Judge Jason Billam, Community Volunteer

Major Chris Brokaw, Merriam Police Department, City of Merriam Representative

Mike Brouwer, Johnson County Government**

Vicki Charlesworth, City of Shawnee Representative

Meredith Conklin, City of Overland Park Representative

Teresa Denk Smajda, Shawnee Mission School District, School District Representative**

Cindy Galemore, Community Volunteer

Zach Gabriel, Community Volunteer

Scott Higgins, Johnson County Board of County Commissioners Representative

Elizabeth Landau, City of Olathe Representative

Nickie Lee, City of Prairie Village Representative

Lisa Manthey, Community Volunteer

Judge John McEntee, 10th Judicial District Court, Community Volunteer

Sandra Miller, 10th Judicial District Court, Community Volunteer

Dana Munaco, City of Gardner Representative

Ashley Reece, Community Volunteer

Joy Springfield, Kansas Legal Services, Community Volunteer

David Spizman, City of Leawood Representative

**Denotes Non-Voting Member

UCS Staff Support: Erika García Reyes, Director of Resource Allocation and Erin Weston, Manager of Special Projects

United Community Services of Johnson County

2027 Substance Use Continuum of Care Fund (SUF)

Lenexa City Council Meeting
December 1, 2026

What are Alcohol Tax Funds?

- State excise tax on liquor sold by the drink.
- State statute requires portion of tax to be returned to jurisdiction (city or county) where generated.
- Percentage of that portion must be used for programs whose principal purpose is alcoholism and drug abuse education, prevention, intervention, or treatment.

UCS United Community Services of Johnson County

What are Opioid Settlement Funds?

- Special purpose, special revenue funds distributed by the Kansas Attorney General's Office to municipalities that joined the statewide opioid settlement agreement.
- KSA 75-775—781, provides that the state retains 75% of OSF to distribute through grants. 25% is distributed to municipalities, per capita.
- 7 JoCo jurisdictions are using the SUF process to allocate OSF to **prevent, reduce, treat, or mitigate** the effects of substance abuse and addiction.

UCS United Community Services of Johnson County

What is the Drug and Alcoholism Council (DAC)? What is its purpose?

- **Supported by UCS since 1980**
  - Council Members consist of jurisdictional representatives and at-large members.
  - Deep well of expertise: jurisdictions, school districts, medical professionals, law enforcement, volunteers, etc.
- **Primary Purpose**
  - Establish priorities for funding (3-5 yrs): assess strengths, gaps, and needs in substance use continuum of care in Johnson County.
  - Make funding recommendations annually to jurisdictions: on allocation of funds to provide substance use education, prevention, treatment, recovery, and reintegration services for Johnson County residents.

UCS United Community Services of Johnson County

Jurisdictions' support of 2027 ATF and OSF

Johnson County Government +	$	246,386
JoCo OSF	$	100,000
De Soto +	$	26,000
Gardner +	$	42,000
Leawood+	$	330,000
Leawood OSF	$	65,000
Lenexa +	$	215,000
Lenexa OSF	$	50,000
Merriam +	$	32,000
Mission +	$	75,000
Olathe	$	250,000
Olathe OSF	$	25,000
Overland Park +	$	1,365,908
Overland Park OSF	$	150,000
Prairie Village	$	50,000
Prairie Village OSF +	$	25,000
Shawnee	$	130,000
Shawnee OSF	$	70,000

+ Increase

Total funds $3,247,294

ATF total contributions	$2,762,294
Admin fee (6%)	$180,000
ATF carryover from 2025-26	**$73,000**
ATF Funds to allocate	**$2,655,294**

OSF total contributions	$485,000
Admin fee (6%)	$31,600
OSF carryover from 2026	**$75,000**
OSF Funds to allocate:	**$528,400**

UCS United Community Services of Johnson County

SUF Impact

- In 2025, over **90,000** Johnson County residents benefited from 23 SUF supported programs.

- Jurisdictions and providers report that Johnson County's collaborative continuum of support on substance use is key to providing timely intervention and reintegration and reduced costs to the legal system and local hospitals/emergency rooms.

UCS United Community Services of Johnson County

2027 ATF and OSF Requests

- 24 applications (35 programs), requesting over $3.63 million dollars in funding. **Funding gap, over $450,000.**
  - 2 new applicants: Kansas Legal Services and Olathe Municipal Court.
    - 1 returning applicant (Spring Hill School District).
  - 2 applicants consolidating their ATF/OSF requests.
  - 2 applicants reducing their requests.
  - 21 returning programs asking for increases in ATF/OSF

UCS United Community Services of Johnson County

2027 ATF and OSF - Allocation Summary

- 23 applicants (31 programs) are recommended to receive funds.
- Carryover only: Blue Valley SD (ATF) / Olathe SD (OSF)
- New programs
  - ATF: Spring Hill SD
  - OSF: Kansas Legal Services / HRADAC
- Increases to 17 programs
- Not funded
  - Olathe Municipal Wellness Court (ATF/OSF)
  - KVC (OSF)

UCS United Community Services of Johnson County

Questions?

Erika García Reyes
Director of Resource Allocation
erikag@ucsjoco.org
(913) 689-2325 (Direct)
(913) 438-4764 (Office)

United Community Services of Johnson County

United Community Services of Johnson County

2027 HUMAN SERVICE FUND RECOMMENDATIONS REPORT

Board Members
Dr. L. Michael McCloud, PhD
Dr. Putul Allen, MD
Hon. Jenifer J. Ashford
Rev. Cheryl Jefferson Bell
Dr. Graciela Couchonnal
Erik Erazo
Molly Haase
Rogeana Patterson-King
Dawn Rattan
Mickey Sandifer
Nolan Sunderman
David E. Waters
Vicki Webster
Michael Wilson
Non-voting:
Jeff Short
Aaron Otto

Council of Advisors
Mary Birch
Pat Colloton
Dr. Stuart Day
Hon. Peggy Dunn
Jeff Ellis
Rev. Adam Hamilton
Ellen Hanson
Terrie Huntington
Audrey Langworthy
Hon. Mike Kelly
Penny Postoak Ferguson
Jill Quigley
Tom Robinett
Clint Robinson
Carol Sader
Brad Stratton
Charlie Sunderland
Hon. Stephen Tatum
David Warm

Executive Director
Kristy Baughman

Human service programs are vital to the well-being, safety, and stability of Johnson County residents. United Community Services (UCS) commends city and county government leaders for recognizing the important role of local government in supporting human service programs. Together, Johnson County Government and 14 cities have budgeted $503,898 for the **Human Service Fund** (HSF) in 2027.

HSF received eighteen applications requesting a total of $504,494 in funding. Two applicants are awarded through the Small Grants Program, which provides grants of less than $5,000 for new, growing, and/or grassroots organizations working to build their footprint and grant capacity.

The HSF offers local governments a cost-efficient, accountable mechanism to support an array of services that help residents in every city and township facing difficult circumstances. Funding is competitive and is awarded to local nonprofit agencies that provide vital programs to meet the needs of Johnson County residents whose income is at or near the federal poverty level. Priority is given to programs that address work support services, emergency aid and shelter, child/adult abuse, child welfare, and healthcare. (See Appendix B for all funding priorities.)

Agencies recommended for grants work collaboratively with other organizations in the community. Funding recommendations represent the maximum HSF award for the calendar year(s), and UCS is not responsible for reductions in grant awards that may occur due to a reduction in allocated funds by participating jurisdictions.

Thanks to your support in 2025, programs receiving HSF grants provided over 243,000 units of service to more than 65,000 Johnson County residents. These “units of service” included medical and dental appointments, mental health supports, nights of safe housing, counseling and case management, emergency rental and utility assistance, food pantries, employment training, and more. These programs benefit more than just the individual and their family; the entire community, including local government, benefits.

By investing in strong human service supports—such as childcare, transportation, housing, healthcare, and family services—our community can foster safer neighborhoods, healthier families, and greater economic stability. A well-supported infrastructure not only strengthens quality of life for all residents but also fuels long-term growth by reducing costs, increasing tax revenue, and creating the foundation for a thriving, connected community.

Jurisdictions are asked to accept the funding recommendations by December 31, 2026.

2027 Human Service Fund Applicant History and Recommendations

Small HSF Grant Applicant	2025 Grant	2026 Grant	2027 Recommended	HSF Small Grant Program Description Small grants launched in 2022, grants in amounts <$5,000
Community Center of Shawnee	$4,950	$4,995	$4,995	**Transportation support:** Provides fuel cards to maintain shelter, job search and stability, and attend medical appointments.
Fountain of Life	$4,950	$4,999	$4,999	**Access for All Mental Health Program (formerly Healthy GenerAsians):** Promotes cultural linguistic health equity for limited English proficient (LEP) individuals and families.

Regular HSF Grant Applicant	2025 Grant	2026 Grant	2027 Recommended	HSF Regular Grant Program Description
CASA of Johnson & Wyandotte	$45,000	$50,000	$50,000	**Child Advocacy Services:** Court-ordered intervention by trained volunteers for children determined by a judge to be a "Child in Need of Care" due to abuse or neglect, or high concern for safety and placement.
Catholic Charities of NE Kansas (CCNEK)	$67,000	$60,000	$59,404	**Emergency assistance and supportive housing:** Includes case management for low-income families to meet basic needs and work toward self-sufficiency.
Center of Grace	$7,500	$10,000	No Request	**English Language Learner Preschool:** Free preschool for English language learner children, supporting caregivers as they attend JCCC classes at Center of Grace.
El Centro, Inc.*	$25,000	$35,000	$35,000	**Johnson County Family Services:** Supports low-income, under/uninsured households through economic empowerment (emergency assistance and financial literacy), and access to healthcare (health navigation and health promotion).
FosterAdopt Connect	$9,740	$16,193	No Request	**Community Connections YouThrive (CCYT):** Supports youth aging out of foster care by assigning specialists who offer guidance and connecting them to necessary resources for a smoother transition into adulthood.
Futures First	No Request	No Request	$20,000	**Family Child Care Network:** Helps individuals start and sustain licensed in-home childcare businesses. Services include individualized coaching, training and professional development and licensing support.
Growing Futures	$20,000	$25,000	$45,000	**Wrap-Around Care:** Covers pre-kindergarten childcare costs for low-income families, supports full-time education/employment of caregivers, and provides family support that results in strong kindergarten preparedness.
Health Partnership Clinic	$49,500	$57,500	$57,500	**Medical home for low-income uninsured:** Provides free and sliding-scale healthcare, dental care, and behavioral healthcare, through a medical home model, for uninsured and low-income residents.
Hillcrest Ministries of MidAmerica	$10,000	$10,000	$10,000	**Transitional Housing for Youth and Families:** Offers transitional housing and supportive services, including case management, budget counseling, and life skills development for youth, single adults, and families experiencing homelessness.
HopeBUILDERS	$5,000	$10,000	$10,000	**Accessibility and Home Repair:** Provides accessibility modifications and home repairs for older adults and individuals with disabilities to support safe, adequate housing, and retention of affordable housing.
Inclusion Connections	$10,000	$10,000	$10,000	**Connections/PawsAbilities:** Helps adults with developmental disabilities secure and maintain competitive employment through individualized coaching and transportation support.
Kansas Children's Service League (KCSL)	$20,000	$20,000	$20,000	**Healthy Families Kansas City:** Offers home-based education and family support for new parents whose children are at risk of abuse or neglect, promoting positive parenting and child safety.

Kansas Parents as Teachers	$5,000	No Request	No Request	**Bright Futures:** In-home assistance program providing developmental, social-emotional, and health screenings for children, along with resources for families to support family health and reduce the need for foster care.
KidsTLC	$25,000	$29,193	$15,000	**THRIVE Respite (formerly part of Thriving Communities):** Provides a respite service for youth experiencing significant behavioral health challenges, along with wrap-around family support.
Metropolitan Organization to Counter Sexual Assault (MOCSA)	No Request	$15,000	$15,000	**Preventing Sexual Violence in Johnson County Schools:** Implements age-appropriate prevention programs in schools to educate students, staff, and caregivers on recognizing, preventing, and responding to sexual violence.
NCircle*	$30,000	$35,000	$35,000	**Reentry:** Intensive, on-site 30-day cognitive and behavioral therapy, skills training, financial literacy, and job placement assistance for clients in Department of Corrections custody assessed as high risk for recidivism and unprepared to obtain/maintain employment.
Pathway to Hope	$10,000	$0	No Request	**Reclaim Living:** Empowers adults with serious mental illness to maintain stable housing and employment by providing job training, transportation, work tools, attire, and ongoing support.
Safehome	$24,000	$24,000	$34,000	**Safehome's Shelter:** Provides case management services for clients of the domestic violence shelter, including emergency shelter, housing assistance, therapy, legal services, and advocacy.
Salvation Army	$25,000	$10,000	$10,000	**The Family Lodge and transitional housing**: Offers transitional housing for families experiencing homelessness, including related services and comprehensive case management utilizing strengths-based case management.
Sunflower House*	$47,000	$47,000	$47,000	**Personal Safety Education:** Personal safety, education, and prevention programs for children and youth. Prevention and education programs for childcare professionals and caregivers, including mandated reporters.
Subtotal Regular HSF	$434,740	$463,886	$472,904	
Subtotal Small HSF	$9,900	$9,994	$9,994	
Administration	$28,500	$31,000	$31,000	Fee for administration of HSF.
Total	$473,140	$504,880	$513,898	The 2026 federal poverty level for a family of three is $27,320. For more information *see Appendix C.*

*Applicants are returning grantees with established programs for which jurisdictions approved a two-year funding recommendation for 2026 and 2027 and the returning grantee met requirements of continued performance, timely semi-annual reporting, and affirmed that it wishes to continue substantially the same program at the same level of funding in calendar year 2027.

HSF Funding Recommendations by Program Type



The HSF funding priorities are determined every year to reflect the needs of the community. Components of the safety net investment supported by the HSF are: 1) basic needs, 2) work and income supports, and 3) health, wellness, and personal safety.

Programs funded change year over year. The chart on the left provides a visual illustration of how the funding was distributed in this cycle.

2027 HSF *Small Grants* Recommendations

HSF Small Grants were developed and launched in 2022, after consultation with contributing jurisdictions. HSF Small Grants are awarded in amounts of less than $5,000 for agencies that are new, growing, and/or grassroots and working to build their footprint and grant capacity in Johnson County. As with regular HSF applicants, these nonprofits must meet Human Service Fund guidelines (*see* Appendix B), including funding priorities, eligibility criteria, and reporting requirements. A total of $9,994 is recommended for these applicants in 2027.

Community Center of Shawnee

$4,995
Recommendation

Request
$4,995

Funding is recommended to support the Community Center of Shawnee's enhanced focus on fuel assistance, as part of its emergency assistance program. This program aims to promote the self-sufficiency of Johnson County's low-income residents by addressing transportation as a critical barrier to employment, healthcare, and essential services. Support includes fuel cards that allow residents to maintain access to jobs, medical appointments, and daily necessities.

2027 Results Projected: The Community Center of Shawnee expects to provide 360 individuals with 600 units of service for transportation fuel cards to obtain and maintain employment and attend medical visits.

Outcomes achieved during 2025: Community Center of Shawnee served 1,295 Johnson County residents. To address transportation needs, the Center provided 496 fuel gift cards, an average of 40 cards per month. Other transportation supports provided included: one car battery, two flat-tire repairs, five car parts, and two tows. These supports helped households maintain employment, access healthcare, and secure shelter.

Fountain of Life Inc.

$4,999
Recommendation

Request
$4,999

Funding is recommended to support Fountain of Life, which provides affordable counseling, free psychosocial education groups, and family bonding experiences. The program benefits Johnson County residents who are limited English proficient (LEP) and low-to medium-income—and serves a gap of affordable mental healthcare in a linguistic and culturally relevant manner.

2027 Results Projected: Fountain of Life expects to serve 100 individuals with 278 encounters. Program results include increased mental health and wellness through culturally sensitive services.

Outcomes achieved during 2025: Fountain of Life served 21 Johnson County residents. Among participants, 100% of clients who received individual therapy experienced improved mental health and wellness, as shown through increased use of healthy coping skills and reductions in maladaptive behaviors. Additionally, 100% of clients who participated in psychosocial education sessions and completed post-seminar surveys reported increased knowledge of psychosocial and social-emotional skills. These outcomes demonstrated growth in clients' overall mental wellness and resilience.

2027 HSF Regular Grants Recommendations

In response to the growing need and limited funding available, the grant review committee maintained a maximum grant award of $60,000 in 2027.

Note: Applicants designated with an asterisk (*) are returning grantees with established programs for which jurisdictions approved a two-year funding recommendation for 2026 and 2027. The two-year funding recommendation is contingent on: 1) continued agency performance and timely semi-annual reporting; 2) jurisdiction funding commitment and review; and 3) agency affirmation that it wishes to continue substantially the same program at the same level of funding from HSF in 2027.

CASA of Johnson and Wyandotte Counties

$50,000 Recommendation

Request $50,000

Funding is recommended for the Child Advocacy program, a court-appointed program serving children from birth to age 18. Most children in the program are those whom a Juvenile Court Judge has determined to be a "Child in Need of Care" due to abuse or neglect by parent or caretaker (commonly placed in foster care). Children may also be referred by a family court judge when child safety and placement are of great concern in a high-conflict divorce or separation. In these cases, the judge determines if the child can reside in a safe placement without having to be placed in state custody (foster care). A trained CASA volunteer advocate regularly meets with the child and focuses on the child's situation, including safety, mental health, and education needs. The volunteer also gathers information from the parents, foster parents, social workers, attorneys, and teachers, along with the CASA supervisor, to identify service needs. CASA submits a report to the judge that includes information about the child's statements, behavior, and interaction with parents. These reports inform judges' critical decisions about where children should live and what services should be court-ordered.

2027 Results Projected: CASA expects to serve 340 Johnson County children. Anticipated outcomes are: 95% of children will be safe from additional findings of abuse or neglect; 98% of children will have a stable adult presence by maintaining the same CASA Advocate throughout their court involvement; and 85% of youth participating in the Teen Advocacy Program will graduate from high school.

Outcomes achieved during 2025: The presence of a stable adult is a key factor in building resilience from a history of trauma. 98% of children served by CASA had the same volunteer advocate throughout their court involvement. While assigned to a CASA advocate, 100% of children were safe from additional victimization, as defined by a subsequent affirmed/substantiated report of additional abuse or neglect. Of the youth served who were eligible for graduation or working towards obtaining a GED, 100% were successful (graduated or earned a GED). This percentage for academic milestones far exceeds the state average for children in foster care.

Catholic Charities of Northeast Kansas (CCNEK)

$59,404 Recommendation

A total of $59,404 is recommended for CCNEK's emergency assistance and supportive housing program that operates out of two locations in Johnson County. The program provides direct assistance and strengths-based case management for low-to-moderate income families, without regard to religious affiliation. Emergency assistance services include those that meet residents' basic needs such as food, clothing, and shelter, as well as financial assistance for medical expenses, utilities, childcare, and transportation. CCNEK's case management delivery model emphasizes practices to achieve self-sufficiency, including asset development/financial literacy, workforce development and job-seeking assistance, life skills, and referrals to other available community resources.

Request
$60,000

2027 Results Projected: CCNEK expects to serve 20,453 Johnson County residents with assistance, such as clothing, food, and financial support to maintain housing and utilities. Anticipated outcomes are: 95% of households receiving direct financial assistance will maintain stable housing or utility connections for at least 30 days; 85% of participants will demonstrate increased financial knowledge; and 50% of participants will receive at least one referral to additional services, either within CCNEK or through external partner agencies.

Outcomes achieved during 2025: CCNEK served 17,729 Johnson County residents. 82% of households receiving direct financial assistance showed an increase in financial knowledge. 68% of households receiving direct financial assistance were referred to other services, internal or external, through the case management process. 76% of households receiving financial assistance were helped with access to other public benefits, including Department for Children and Families programs, such as the Supplemental Nutrition Assistance Program (SNAP), Medicaid, or Child Care Assistance. Households who qualified were also helped with access to Social Security Administration programs, including Supplemental Security Income (SSI) and Social Security Disability Insurance (SSDI). 100% of households receiving direct financial assistance maintained stable housing for 30 days.

El Centro, Inc.*

$35,000
Recommendation

Request
$35,000

Second-year funding is recommended for El Centro's Johnson County Family Services Center in Olathe, which provides safety-net services to low-income and underinsured or uninsured individuals and families. Services promote self-sufficiency, well-being, and health through emergency assistance, financial literacy classes, tax filling assistance, health navigation—filing support for benefits such as Medicaid, and policy education.

2027 Results Projected: El Centro expects to serve 2,500 Johnson County residents at the Olathe office. Anticipated outcomes are: support 40 households in maintaining utility services and 30 households in sustaining rental housing, while at least 70 individuals are expected to complete financial empowerment classes. To improve client economic stability, El Centro will assist with 1,200 tax filings, 100 Supplemental Nutrition Assistance Program (SNAP) enrollments, 20 Low Income Energy Assistance Program (LIEAP) enrollments, and 250 Medicaid sign-ups. In the area of health and wellness, 400 clients will access health resources, and 200 participants will engage in healthy eating classes.

Outcomes achieved during 2025: El Centro's programming continues to adjust to meet the needs of its community. Clients' immediate basic needs were met: 69 households received utility assistance, 63 households received rent assistance, and 345 individuals completed financial coaching to support long-term financial stability. 1,968 people were assisted in filing their taxes. 148 individuals were assisted in applying for SNAP and received benefits. With El Centro's support, 539 individuals enrolled in Medicaid. 611 individuals were referred to a community healthcare resource. 238 individuals completed a class about eating healthy on a budget.

Futures First (formerly The Family Conservancy)

$20,000 Recommendation

Request $20,000

Funding is recommended for a new applicant, Futures First's Family Child Care Network program, which helps individuals start and sustain licensed in-home childcare businesses. Services include information sessions introducing the childcare profession, coaching, training, business development and licensing support, along with assistance with applications, training requirements, background checks, and inspections.

2027 Results Projected: Futures First will serve 266 Johnson County residents through 2,698 hours of service. Anticipated outcomes are: 80% of the 15 providers that joined the Family Child Care Network in 2026 will have their in-home childcare business operational within nine months of joining; 80% of the approximately 15 family childcare businesses that opened in 2026 will remain operational and open for business for 12 months; the Family Child Care Network will support quality child care for approximately 768 children and their families; and 80% of providers that completed business coaching will have increased in a Business Administration Scale (BAS) subscale category or achieved Proficiency (with a score of 5) in their chosen subscale.

Growing Futures Early Education Center

$45,000 Recommendation

Request $45,000

An increase of $20,000 in funding, for a total of $45,000, is recommended for Growing Futures' Wrap Around Care (WAC) Program. WAC complements the Head Start program, providing full-day care and education from 7:15 a.m. to 4:30 p.m., Monday-Friday. Families served by Growing Futures are living at or below federal poverty guidelines. Nearly half of Growing Futures families speak English as a second language. Through the HSF grant, WAC helps low-income families experiencing financial hardships who are unable to pay their share of childcare fees and who are working or going to school for at least 30 hours per week. WAC allows for continuity of early childhood care and education while parents are working or attending school. Growing Futures also provides resources and support for families to achieve self-sufficiency, including connection to health, nutrition, social services, mental health services, parental education, and parenting events. Affordable, quality childcare is an acute need in Johnson County.

2027 Results Projected: Through the WAC program, Growing Futures will provide over 4,172 hours of care for enrolled children, serving an estimated 176 Johnson County residents. Anticipated outcomes are: children will maintain daily attendance rates of 85%, supporting caregivers in maintaining employment and/or education; fewer than 5% of children will leave the program due to inability to pay tuition, ensuring that children obtain a high-quality Head Start education; and 85% of families will achieve at least one goal, based upon family-determined strengths and goals.

Outcomes achieved during 2025: The average attendance for Wrap Around Care was 84% in 2025. Due to a loss of childcare subsidy benefits or inability to pay out-of-pocket costs, four children left the program. 52% of the assisted families achieved steps toward the completion of a large family goal, such as maintaining employment, learning English, purchasing a first home, or working toward a GED. Some of the goals set by families take longer to accomplish, or family situations change, and goals have to be reestablished.

Health Partnership Clinic (HPC)

$57,500 Recommendation

Request $57,500

Funding is recommended for HPC's medical home for low-income, uninsured Johnson County residents. Healthcare is provided at Health Partnership Clinic's office in Olathe, a pediatric clinic located in Shawnee Mission, and a school-based clinic at Shawnee Mission West High School. Funding helps to support a nurse practitioner who provides care to uninsured patients at the Olathe Clinic. HPC's patients are primarily low income, and the majority are uninsured or publicly insured. HPC is Johnson County's largest safety-net clinic and only Federally Qualified Health Center. It utilizes a medical home model that emphasizes prevention and health maintenance, while providing a broad scope of services, including care for patients with chronic diseases. HPC also provides dental and behavioral health services and works in partnership with homeless shelters, delivering onsite healthcare services and case management. Specialty care is provided through a network of providers.

2027 Results Projected: HPC will serve 9,400 Johnson County residents through 25,500 patient office visits or encounters. Anticipated outcomes are: 90% of patients surveyed will indicate satisfaction with their overall care; 66% of diabetic patients will achieve HgA1c levels of 9.0 or below; and 60% of hypertensive patients will achieve blood pressure readings below 140/90.

Outcomes achieved during 2025: HPC served 10,902 patients through 25,475 patient visits in and outside of Johnson County. HPC quality indicators included 64% of diabetic patients achieved an A1c level of 9.0 or below, and 56% of patients diagnosed with hypertension had blood pressure readings less than 140/90. HPC's dental outreach program also provided a significant service to the community through screening services to 5,352 students during the 2025 school year. 94% of patients surveyed indicated they were either satisfied or very satisfied with the overall care they received as a patient.

Hillcrest Ministries of MidAmerica

$10,000 Recommendation

Request $10,000

Funding is recommended for Hillcrest's Transitional Housing program, which provides housing to homeless youth, up to age 24, families with children, and single adults. The program also provides food, case management, and budget counseling. Participants are connected to community services that address immediate and ongoing needs, such as medical, dental, and vision, substance abuse treatment, employment training, tutoring, and mentoring.

2027 Results Projected: Hillcrest expects to serve 12 homeless children, youth, and adults in Johnson County by providing safe, stable transitional housing, inclusive of shelter and utilities, at no cost. Anticipated outcomes are: 80% of Hillcrest residents will demonstrate improved mental health by moving from "in crisis" to "building capacity," (based on the Arizona Matrix), upon graduation from the Hillcrest program; 75% of Hillcrest residents will demonstrate improved capacity for self-sustainability through at least one of the following: improved education, sustained employment status, or decreased financial debt; and 65% of Hillcrest residents will demonstrate reduced stress symptoms after 3, 6, 9, and 12 months in the program.

Outcomes achieved during 2025: 21 Johnson County residents were served through 1,693 nights of transitional housing. Five youths and eight adults experiencing homelessness received an individual assessment and achieved at least one goal from their assessment plan. Six adult households completed the program and moved on to permanent housing.

Five youth worked toward their educational goals and eight adults maintained employment over the course of the year. Over 1,000 volunteer hours were recorded, and $25,000 in-kind donations were received in 2025.

HopeBUILDERS

$10,000
Recommendation

Request
$10,000

Funding is recommended for HopeBUILDERS' home repair/home accessibility program. HopeBUILDERS provides free home repair, modification, and accessibility projects for low-income older adults and individuals with disabilities. Projects include critical home repairs, as well as modifications that allow individuals to remain in their homes safely. Referrals to the program are provided by various agencies throughout the area, ensuring support reaches those in need.

2027 Results Projected: HopeBUILDERS expects to serve 10 Johnson County residents. Anticipated outcomes are: households served will have access to no-cost accessibility modifications or repairs, resulting in 20 projects. Clients served by the program will have increased mobility in and around their residence. These outcomes will lead to 100% of clients feeling safe in their home, more confident in their ability to age in place, and reduction in falls.

Outcomes achieved during 2025: HopeBUILDERS provided, at no cost, 34 accessibility modifications and home repair projects to 17 Johnson County residents. Projects included wheelchair ramp installations, handrails, and bathroom grab bars, which allowed for increased mobility in the home and safe egress. Accessibility and home repair projects allowed household members and their extended families greater ability to care for themselves with less dependence on outside services.

Inclusion Connections

$10,000
Recommendation

Request
$15,000

Level funding, for a total of $10,000, is recommended for Inclusion Connections' PawsAbilities Workforce Development Program, which serves individuals with intellectual and developmental disabilities (I/DD). The program provides year-round services with a focus on education, employment, and independent living. Through job coaching, skill development, and transportation support, the program helps participants obtain and maintain competitive integrated employment, fostering long-term independence and stability.

2027 Results Projected: Inclusion Connections expects to serve 240 Johnson County residents through its year-round education, employment, and independent living programs. Anticipated outcomes are: at least 85% of students will report improved quality of life and greater well-being; at least 280 students will also gain work experience and strengthen employment skills through PawsAbilities; and jobholders in the program are expected to achieve a 90% job retention rate.

Outcomes achieved during 2025: Inclusion Connections' PawsAbilities supported 267 students to gain work experience and strengthen their employment skills. 95% of students and guardians reported an improved quality of life due to gaining or maintaining employment, and 97% felt more included in their community. Additionally, 95% of students reported feeling more independent, and 76% reported their confidence improved. 95% of jobholders in the program retained their positions during the year.

Kansas Children's Service League (KCSL)

$20,000 Recommendation

Request $20,000

Funding is recommended for KCSL's Healthy Families Kansas City, a child abuse prevention program accredited through Healthy Families America (HFA). The program was formed by combining and expanding the service areas of the Healthy Families Johnson and Healthy Families Wyandotte programs under one name. Healthy Families Kansas City provides intensive home-based education and family support services to parents who are experiencing extreme stress and are considered at risk for abuse and neglect. Eligibility is based on risk factors rather than income. However, most participating families are low-income (at or below 200% of the Federal Poverty Level). Families receive routine at-home visits, case management, referrals to community resources and services, child development and parent education, and links to healthcare services.

2027 Results Projected: KCSL expects to serve 125 Johnson County individuals. Anticipated outcomes include: 95% of families will not have any substantiated child abuse or neglect while in the program; 90% of children will be covered by health insurance; and 90% of children will have had a developmental screening in the last six months.

Outcomes achieved during 2025: 100% of families served by the program remained free from substantiated abuse and neglect while in the program. Of the children enrolled in the program for at least six months, 100% of children had health insurance. Additionally, 88% of enrolled children had a recent developmental screening (within the past six months), supporting immediate and long-term health and educational attainment of the children and families.

KidsTLC

$15,000 Recommendation

Request $15,000

Funding is recommended for KidsTLC's THRIVE Respite program (formerly part of Thriving Communities). The THRIVE Respite program is a 10-bed respite service for youth, ages 6-16, who are experiencing significant behavioral health challenges that pose a considerable risk of crisis, major family disruption, or the need for more intensive interventions. THRIVE provides caregivers with planned overnight respite for their child (Friday-Sunday). Youth reside in a safe, trauma-informed residential environment and are supervised by highly trained program facilitators. Youth are eligible through a Community Mental Health Center referral and qualify through the Severe Emotional Disturbance (SED) waiver, or through private pay. While income is not a requirement, more than 60% THRIVE clients are below 200% of the Federal Poverty Level and approximately 75% are Medicaid eligible. THRIVE offers personalized care plans tailored to specific mental and behavioral health concerns, along with wrap-around family support.

2027 Results Projected: KidsTLC estimates serving 15 Johnson County residents. Anticipated outcomes include: 85% of families will indicate their child had no acute stays or law enforcement officer contact for 30 days leading up to a service change or 30 days following a service change. 90% of families will indicate they feel they have better access to community resources to assist their child; and 90% will report satisfaction with services.

Outcomes achieved during 2025: Through its Thriving Communities, KidsTLC continued to strengthen its role within the continuum of care by supporting families and youth in transition between services. 85% of families reported that youth in the program experienced no need for crisis law enforcement officer response or acute hospitalization in the 30 days leading up to or following a service change or discharge. 87% of families indicated they had better access to community resources to assist their child. 100% of families reported satisfaction with services, underscoring continued confidence in KidsTLC's supportive and responsive approach to family-centered care.

Metropolitan Organization to Counter Sexual Assault (MOCSA)

$15,000
Recommendation

Request
$16,000

Level funding, for a total of $15,000, is recommended for MOCSA's Preventing Sexual Violence in Johnson County Schools program, including Project Aware, Youth Education, and Sexual-Assault Free Environments (SAFE) Training. Project Aware educates students pre-K through 5th grade about body safety in an age-appropriate manner and teaches adults about their role in preventing child sexual abuse. Youth Education provides information on topics including sexual assault, healthy relationships, consent, and sexual harassment. These education programs, offered in schools at no cost, reduce the likelihood that children and youth will perpetrate sexual violence or become victims of sexual assault and abuse. SAFE Training enhances personal safety by training staff at bars and restaurants in vital bystander intervention techniques to identify potential signs of predatory behavior through a "Notice-Interrupt-Support" model.

2027 Results Projected: MOCSA estimates serving 15,000 Johnson County residents. Anticipated outcomes include: 95% of youth participating in Project Aware will know the three safety rules: Say No, Get Away, and Tell Someone; 90% of youth surveyed through youth education and outreach will know at least one thing they can do to prevent or reduce the risk of sexual violence; and 80% of SAFE Training participants will demonstrate increased knowledge as a result of the education they received.

NCircle*

$35,000
Recommandation

Request
$35,000

Second-year funding is recommended for NCircle's reentry program, which provides onsite staff five days a week at the Johnson County Adult Residential Center (ARC). The intensive 30-day program serves individuals in Department of Corrections custody who are scheduled for release, have been assessed as high risk for recidivism, and are unprepared to obtain or maintain employment. Led by a certified Offender Workforce Development Specialists (OWDS), the program provides critical cognitive and behavioral therapy to support employment readiness. In addition, career track assessment, Essential Skills for Workplace Advancement (10 hours/week), job coaching (10 hours/week), and life skills (3 hours/week) are provided. Participants demonstrate an increased rate of employment, increased income, and decreased recidivism, as compared to nonparticipants. This results in cost savings for local government and the judicial system.

2027 Results Projected: NCircle expects to serve 50 Johnson County residents through 1,000 hours of service. Anticipated outcomes include: participants obtaining employment prior to release from the reentry program; improved job stability as measured by pre/post Employment Readiness Scale (ERS) assessment results; enhanced career readiness skills, including job search, self-efficacy, community support, and career decision-making; and improved community stability, with recidivism rates below 12% after three years.

Outcomes Achieved in 2025: NCircle clients who participated in the College of Trades showed improvement in Employment Readiness as indicated by a pre/post ERS. In 2025, 100% of clients eligible for employment were employed upon leaving the ARC. Assessments indicated a 29% improvement in client career decision-making and a 29% increase in their ability to complete a job search. Pre/post ERS assessments indicated a 21% improvement over the clients' pretests in self-efficacy, a 14% improvement in understanding social networks and supports, and a 6% improvement in understanding what it takes to keep and maintain employment.

Safehome

$34,000
Recommendation

Request
$34,000

An increase of $10,000, for a total of $34,000, is recommended for Safehome's domestic violence shelter. The facility includes 10 rooms for one adult or an adult with one child and 14 larger rooms accommodating an adult with up to three children. Most recently, an on-site pet shelter, Grace Haven, was opened. Safehome provides shelter, therapy, legal services, hospital advocacy, hotline support, and case management that include employment assistance and financial literacy to help survivors achieve long-term stability.

2027 Results Projected: Safehome will provide emergency shelter to 150 Johnson County residents for a total of 7,000 bed nights. Anticipated outcomes are: 35% of residents in shelter for any number of days will obtain permanent housing; 60% of residents in shelter for at least 45 days will obtain permanent housing; 30% of residents leaving for any reason will remain housed after six months, and 75% will not be homeless. 65% of clients will report looking for work while a resident; 90% of residents in shelter for at least four weeks will work on a budget with their case manager; 65% of residents in shelter for at least four weeks will make a plan to pay off past due bills; 85% of clients in shelter for two weeks will agree they know more ways to plan for their safety and will agree they know more about domestic violence. 50% of adult clients in therapy for four or more sessions will show an average decrease in mental health symptoms by 5%.

Outcomes achieved during 2025: Of the 39 households who stayed at least four weeks, 43% made a plan to pay off past-due bills. 66% of adult clients in therapy for four or more sessions showed an average decrease in symptoms by 5% on the Patient Health Questionnaire screener (PHQ-SADS). 73% of clients who resided at Safehome for at least 90 days transitioned from the shelter into permanent housing, with 71% of those clients remaining housed three to six months later.

Salvation Army

$10,000
Recommendation

Request
$25,000

Level funding, for a total of $10,000, is recommended to assist low- and very low-income homeless families in Johnson County with food and shelter at the Salvation Army Family Lodge and transitional housing program in Olathe. The Family Lodge is the only free-standing shelter in Johnson County. It provides food, transportation, and case management, in addition to referrals to other resources. Case managers work closely with local schools to ensure all children residing in the program have met their educational needs. Staff utilize a strengths-based approach to assist clients with goal setting, overcoming barriers to housing, and achieving long-term success. Classes and skill-building opportunities include parenting, financial literacy, maintaining employment, housing searches, daily living/life skills, developing a support system, and navigating mainstream resources.

2027 Results Projected: The Family Lodge anticipates serving 125 Johnson County residents. Anticipated outcomes are: 90% of households that exit the program will enter permanent housing; 80% of households will increase income or decrease housing barriers; and at least five children will receive financial assistance to begin or continue daycare services.

Outcomes achieved during 2025: Over 90% of families who exited the program exited into permanent housing. 100% of families increased their income or decreased their housing debt to support living in permanent housing, and 10 families received financial assistance towards housing debt, including utility or eviction debt, rent or deposit assistance, or

transportation and employment-related costs. Additionally, 17 children were served through childcare tuition supports.

Sunflower House*

$47,000
Recommendation

Request
$47,000

Second-year funding is recommended to support Sunflower House's Personal Safety Education Program, a child abuse prevention program. Sunflower House provides child-based education and mandated reporter training free of charge. Without grant support, these programs are not sustainable. Child education is available in English and Spanish including: 1) *Happy Bear*, an interactive drama for children ages four to seven enrolled in public and private early childhood centers and elementary schools; 2) *Think First and Stay Safe***,** a curriculum for grades PreK to 5th that reinforces personal and digital boundaries and emphasizes that bullying and sexual abuse are against the law; 3) *E-Safety* provides middle school students with information about how to protect themselves from online predators, and includes safety topics such as sexting, bullying, child exploitation, and social networking; 4) *Keeping Kids Safe Online*, a workshop for parents and caregivers provided in partnership with the FBI Cyber Crimes Unit; 5) *Child Abuse & Neglect - Mandated Reporter Training,* teaches attendees to recognize signs of sexual abuse, the correct procedures/laws for reporting, and how to handle a child's disclosure; 6) *Trauma Awareness* educates adults on the effects and impact of trauma and promotes understanding and awareness of trauma effects in the community; and 7) *Como Reconocer y Reportar el Abuso de Menores*, provides culturally relevant content for Spanish-speaking communities about recognizing and reporting child abuse, including special circumstances unique to these populations.

2027 Results Projected: Sunflower House will reach 38,000 Johnson County residents. Anticipated outcomes are: provide age-appropriate person safety/abuse education to at least 44,000 children; educate 8,000 adults on child abuse indicators and reporting abuse. 95% of participants will indicate that they gained new information, and 95% of adults will indicate that they will more closely monitor electronic communications of children in their care.

Outcomes achieved during 2025: Through an established Memorandum of Understanding with several school districts, and a new partnership with the Girl Scouts of Northeast Kansas/Northwest Missouri, Sunflower was able to expand its reach in 2025. Throughout the year, 40,619 children received personal safety information. A total of 7,890 adults, including 1,216 within the special needs community, received child abuse prevention education. 100% of adults who attended Keeping Kids Safe Online indicated they will more closely monitor the electronic communications of children in their care.

APPENDIX A: 2027 HSF PARTICIPATING JURISDICTIONS AND GRANT COMMITTEE

JURISDICTION	CONTRIBUTION
Johnson County	$170,600
De Soto	$3,200
Edgerton	$5,000
Gardner	$8,480
Leawood	$21,000
Lenexa	$26,500
Merriam	$11,400
Mission	$11,000
Olathe	$77,000
Overland Park	$105,000
Prairie Village	$11,500
Roeland Park	$13,218
Shawnee	$35,000
Spring Hill	$2,900
Westwood	$2,100
Total from County Government & Cities	**$503,898**
Reallocate from a 2025 unspent grant	**$10,000**
UCS Administration	$31,000
Total Available to Allocate	**$482,898**

2027 HUMAN SERVICE FUND GRANT REVIEW COMMITTEE

UCS Board Members

- Michael Wilson, *Committee Chair,* Olathe Public Schools
- Dr. Putul Allen, Children's Mercy
- Dr. Graciela Couchonnal
- Rogeana Patterson-King, Kairos Enterprises LLC
- Dawn Rattan, JCCC Board of Trustees, Downtown Shareholders of KCK
- Mayor Mickey Sandifer, City of Shawnee
- Mayor David Waters, City of Westwood, Spencer Fane LLP

UCS Council of Advisors

- Terrie Huntington

Community Volunteers

- Josh Hill, Foulston Siefkin
- Jennifer Pozzuolo, Garmin
- Katie Werner, Black & Veatch

Staff support: Erika García Reyes, UCS Director of Resource Allocation and Gabrielle Porter, Special Projects Intern

APPENDIX B: 2027 HUMAN SERVICE FUND GUIDELINES

The Human Service Fund is a competitive process that awards grants to nonprofit organizations for operating health and human service programs that promote self-sufficiency, well-being and/or personal safety of Johnson County residents who live with income at or near the federal poverty level. Funded programs provide pathways and opportunities for building a healthy community where every resident is empowered to reach their full potential. Components of the safety net investment that are supported by the HSF are: 1) basic needs, 2) work and income supports, and 3) health, wellness, and personal safety.

FUNDING PRIORITIES 2027

Health and human service programs funded by the Human Service Fund must:

- promote self-sufficiency, well-being and/or personal safety of Johnson County residents and fit within safety net investment components of basic needs, education/training, work, and income supports, or health.
- offer county-wide services or fill a gap which results in county-wide benefit.
- offer equal access to all clients and prospective clients who could benefit from the program.
- deliver measurable outcomes which benefit county residents and, in the long term, benefit local governments by avoiding, deferring, or preventing costs that might otherwise be incurred by local government.

Priority is given to programs that:

- address emergency aid and shelter, adequate housing, child/adult abuse, child welfare, health and mental health, work support services such as transportation, childcare and early childhood development, and job training.
- serve individuals and/or families with income below or near the federal poverty level.
- demonstrate innovation and/or collaboration in program delivery.
- are consistent with an evidence-based program, best or promising practices, or are replicating a successful model.
- build the capacity of neighborhoods and local jurisdictions to support equity in the social determinants of health.

ELIGIBILITY

- Applicants must deliver direct services to Johnson County residents, be recognized by the IRS under section §501(c)(3), provide health and human services programming as their primary mission, and be in good standing in Kansas or Missouri as a nonprofit corporation, i.e., may not be an entity of city or county government.
- Agency must provide most recent IRS form 990 and, if requesting $5,000 or greater in HSF funds, an independent certified audit of the previous year's financial records, or, if total agency revenues were less than $250,000, an independent review of financial statements prepared by a Certified Public Accountant. The audit or review must have been completed within nine (9) months of the close of the fiscal year. Upon request, the agency may be requested to provide additional financial information.
- The applicant complies with Agency Standards.
- Applicant affirms compliance with any applicable nondiscrimination ordinances and/or policies of the municipalities that provide resources to the Human Service Fund.

- Funded program must:
    - promote self-sufficiency, well-being and/or personal safety of Johnson County residents and fit within safety net investment components of basic needs, work and income supports, or health.
    - primarily serve Johnson County, Kansas residents who live with income at or near federal poverty level. However, programs that do not meet this criterion may still be eligible if the program addresses child/adult abuse, and/or leads to the prevention of poverty, and primarily serves Johnson County residents.
    - clearly define and measure outcomes for participants.
    - benefit local governments by avoiding, deferring, or preventing costs that otherwise might be incurred by local government.
    - offer county-wide services or fill a gap which results in county-wide benefit.
    - offer equal access to all clients and prospective clients who could benefit from the program.
- Only one HSF application may be submitted by an agency. Applications will not be accepted for both the HSF and Substance Use Continuum of Care Fund (SUF, a UCS program managed by the Drug and Alcoholism Council) or for the same program during the same funding cycle. However, applications may be submitted for both funds by the same agency or department for discrete programs during the same funding cycle. Criteria of discrete programs include, but are not limited to, programs for which expenses are recorded separately for purposes of functional accounting, programs that, if serving a population targeted by another program, serve a distinct need of that population, and/or employ distinct strategies and projected outcomes.
- HSF applications for substance use programs are not accepted and should be directed to the SUF.

APPENDIX C: The Federal Poverty Level Guidelines

The Federal Poverty Level (FPL) is updated annually and measures poverty based on size of family and income. It is used by local, state and federal programs to determine need and eligibility. The Area Median Income (AMI) provided is a more specific measurement based on the income of a specific geographic area, in this case Johnson County, Kansas.

2026 Federal Poverty Guidelines			
Family Size	**100% FPL**	**150% FPL**	**200% FPL**
1	**$15,960**	**$23,940**	**$31,920**
2	**$21,640**	**$32,460**	**$43,280**
3	**$27,320**	**$40,980**	**$54,640**
4	**$33,000**	**$49,500**	**$66,000**
5	**$38,680**	**$58,020**	**$77,360**

Johnson County 2026 Area Median Income (AMI)	
100%	**$113,400**
80%	**$90,700**
60%	**$68,040**
50%	**$56,700**

For 2026, the FPL for a three-person household is $27,320 per year.

According to U.S. Census American Community Survey 2023 1-Year Estimates, the total number of people living in “low-income” households in Johnson County (those at or below 200% FPL) was 88,366 or approximately 14% of the Johnson County population.

The Human Service Fund (HSF) prioritizes programs that serve Johnson County residents living with income at or near the federal poverty level. This alignment recognizes that residents facing economic hardship often struggle to meet their basic needs and are at greater risk of housing instability and adverse health outcomes. By using the FPL as one of the priorities, funding support is directed toward households with the greatest need.

Source: U.S. Census Bureau 2023 American Community Survey 1-year estimates.

United Community Services of Johnson County

2027 Human Service Fund (HSF)

Lenexa City Council Meeting
December 1, 2026

What is the Human Service Fund?

- A City-County partnership that supports priority health and human services and has been managed by UCS since 1990.

- General tax dollars are awarded to nonprofits which operate vital health and human service programs that meet needs of Johnson County residents who live with income at, below or near federal poverty level.

- Human Service Fund provides a direct benefit to local governments and taxpayers by reducing the need for more costly interventions at public expense – such as law enforcement, courts, and code enforcement.

UCS United Community Services of Johnson County

Human Service Fund Focus

- Programs that address well-being, personal safety and stability of Johnson County residents.

- Programs that fit within safety net investment components of basic needs, work and incomes supports, or health, wellness and personal safety.

- Primary beneficiaries are residents at or below 200% FPL ($54,640 for a family of 3)
  - ~14% of the population in Johnson County

UCS United Community Services of Johnson County

Human Service Fund Impact

- Since 1990, nearly $9M in funds awarded through HSF and households, jurisdictions, and communities continue to benefit.
- In 2026, jurisdictions committed $494,880 to HSF.
- In 2025, over 65,000 Johnson County residents were able to access over 243,000 units of service — including nights of safe shelter, healthcare and mental health and behavioral healthcare, food, rental and utility assistance, job training, financial counseling and more; these programs are designed to offer support and create opportunities to build self-sufficiency and well-being.

UCS United Community Services of Johnson County

Human Service Fund Support

JURISDICTION	2026	2027	JURISDICTION	2026	2027
Johnson County	$170,600	$170,600	Mission	$11,000	$11,000
De Soto	$3,200	$3,200	Olathe	$77,000	$77,000
Edgerton	$5,000	$5,000	Overland Park	$105,000	$105,000
Gardner	$8,480	$8,480	Prairie Village	$11,500	$11,500
Leawood	$20,000	$21,000	Roeland Park	$13,218	$13,218
Lenexa	$25,000	$26,500	Shawnee	$35,000	$35,000
Merriam	$11,400	$11,400	Spring Hill	$2,900	$2,900
			Westwood	$2,100	$2,100

	2026	2027
Total Contributions	$501,398	$503,898
Interest	$3,482	N/A
Reallocate	N/A	$10,000
UCS Administration	- $31,000	-$31,000
Total Allocable Funds	**$473,880**	**$482,898**

United Community Services of Johnson County

2027 Human Service Fund Recommendations

- **18 total applications**
- Purpose of small grants of <$5,000
  - Support small Johnson County nonprofits in growing footprint and grant writing capacity
- Small grants: $9,994 recommended for 2 returning programs
  - Fountain of Life promotes cultural linguistic health equity for limited English proficient (LEP) individuals and families.
  - Community Center of Shawnee provides transportation fuel support to reduce barriers for low-income residents

UCS United Community Services of Johnson County

2027 Human Service Fund Recommendations

- Regular grants: $472,904 recommended for 16 programs
  - New applicant: Futures First, focus on helping individuals start and sustain licensed family childcare businesses.
  - Returning, established grantees/programs:
    - CASA, Catholic Charities, El Centro, Growing Futures, Health Partnership Clinic, Hillcrest Ministries, HopeBUILDERS, Inclusion Connections, Kansas Children's Service League, KidsTLC, MOCSA, NCircle, SafeHome, Salvation Army Family Lodge, and Sunflower House.

UCS United Community Services of Johnson County

2027 Human Service Fund Distribution

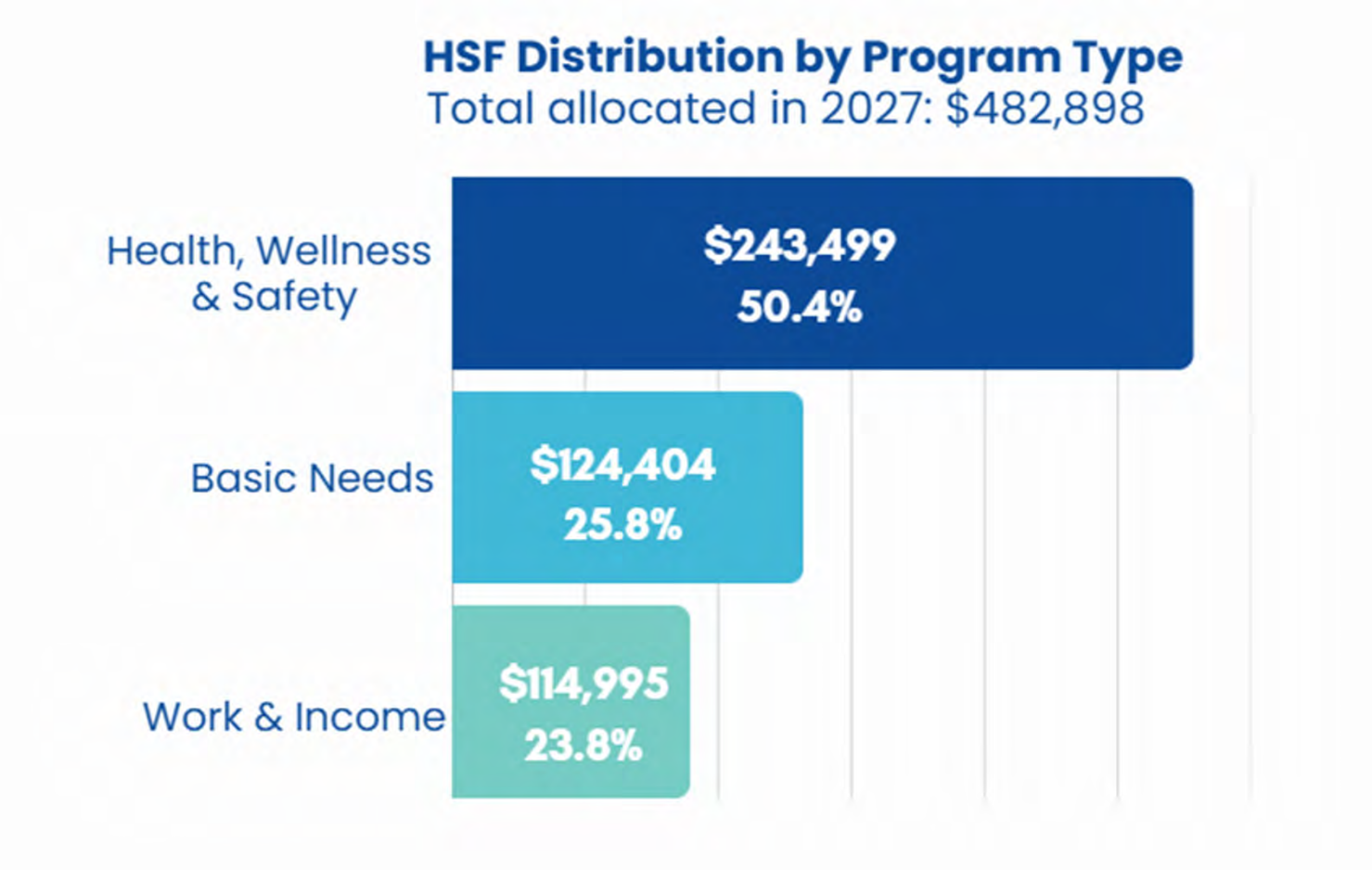

UCS United Community Services of Johnson County

Thank you!

Please direct additional questions to:

Erika García Reyes
Director of Resource Allocation
erikag@ucsjoco.org
(913) 689-2325 (Direct)
(913) 438-4764 (office)

United Community Services of Johnson County


Exterior Grant &
Property Tax Rebate
Programs
December 1, 2026
Lenexa
KANSAS

Overview-Exterior Grant Program

- The Exterior Grant Program exists to incentivize reinvestment in Lenexa's older, lower valued homes.
- A recipient may receive a 50% match in funds up to $5,000 to put towards a renovation project on the exterior of their home that provides a neighborhood benefit.
- Properties are eligible based on age and value of the home.
- Where demand exceeds funding, priority is given to the oldest homes first.
- Funding for 2026 was $90,000.
- In 2026 the home must have been built in 1977 or prior and county appraised value less than $366,000.

Lenexa KANSAS

5 Year Data (2022-2026)

Year	Budget Amount	Grant Amount	Total Investment	Number of Grants	Owner Occupied	Rentals	Number of Qualified Applications
2022	$ 45,000.00	$ 36,118.00	$ 90,918.00	9	7	2	52
2023	$ 90,000.00	$ 85,971.00	$ 265,369.00	22	20	2	32
2024	$ 90,000.00	$ 84,915.00	$ 243,693.00	20	18	2	56
2025	$ 90,000.00	$ 92,012.00	$ 219,641.00	21	20	1	38
2026	$90,000.00	$ 83,642.08	$ 229,391.08	20	17	3	37
Totals		**$382,658.08**	**$1,049,012.08**	**92**	**82**	**10**	**215**

- In 2022 we increased the budget to help meet better the program demand.
- The program has remained consistent the last four years- qualifications and budget.
- The homes that received grants in 2026 were built between 1910 and 1973.
- The home values ranged from $228,500- $357,500.
- In the past 5 years this program has spurred over a million dollars in exterior home renovations across 92 residential properties.

Lenexa KANSAS

Exterior Grant Program
2026 Recipients

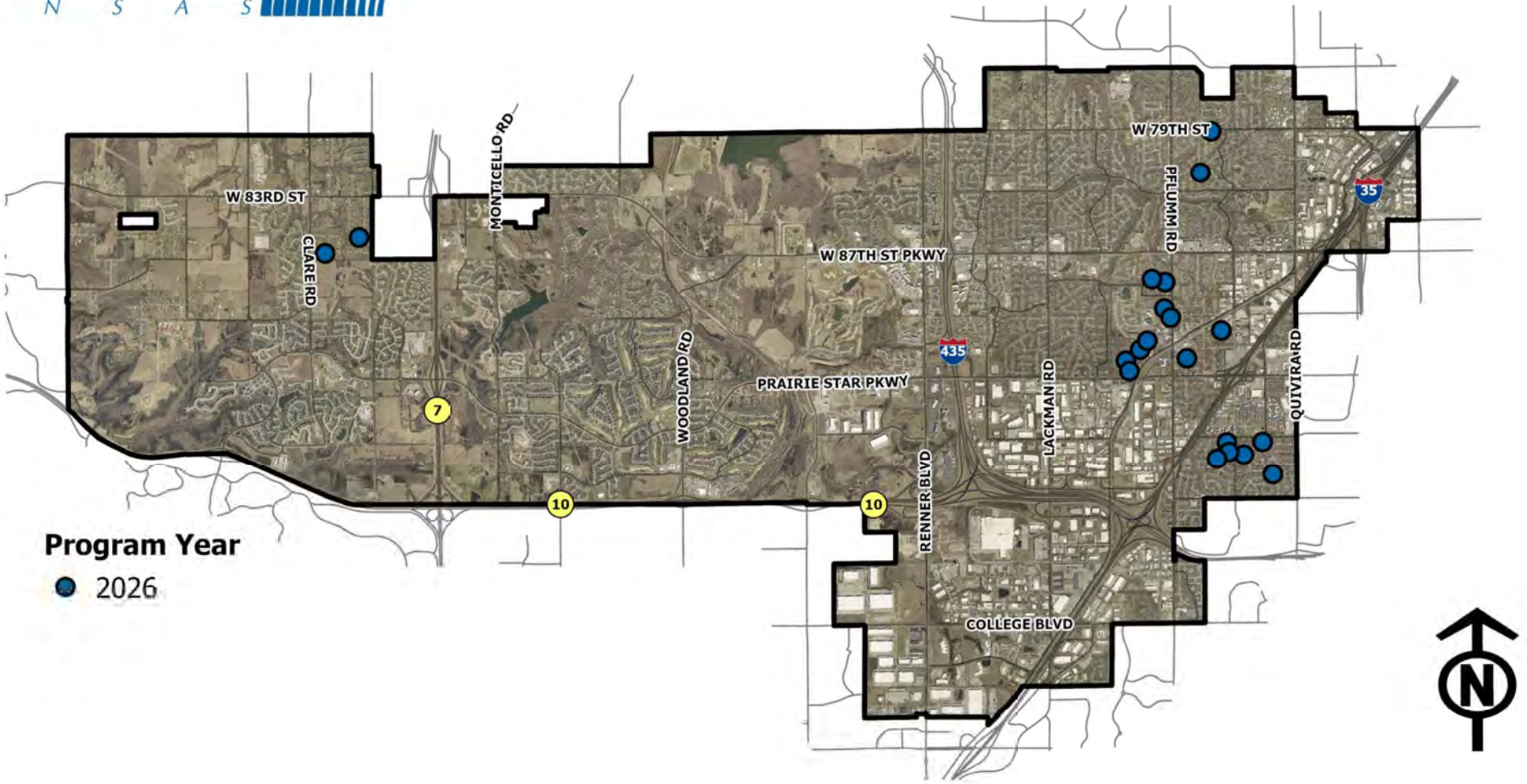

Exterior Grant Program
2022 - 2026 Recipients

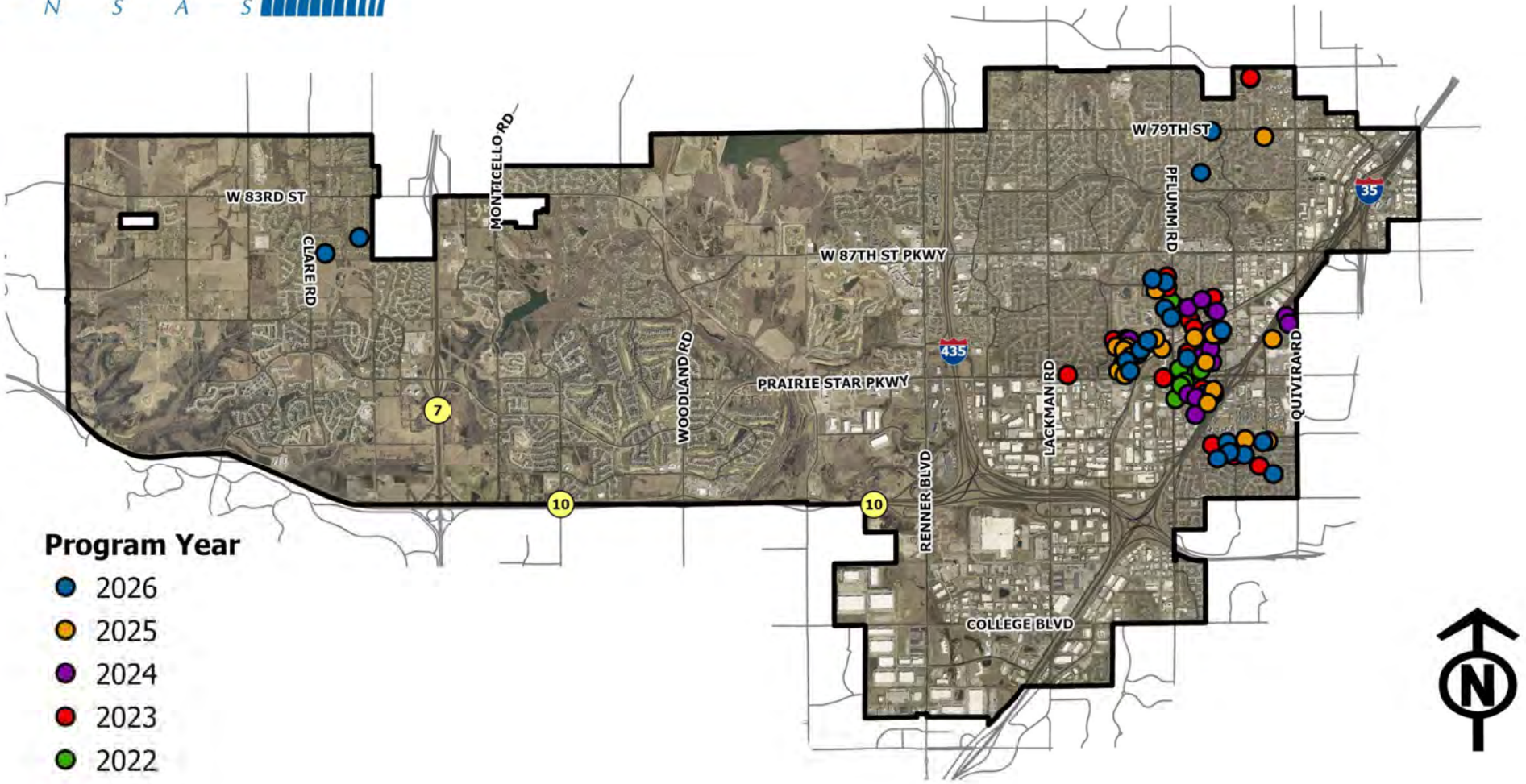

Before and After Photos





- Stone added at entry
- New porch and stairs
- Landscaping
- Foundation painted

Before photos top left, after bottom right





- Mixed material driveway removed
- New concrete driveway installed





- Wood rot repair
- New paint









- Concrete driveway replacement





- Corner lot covered deck replaced
- New deck built with Trex for low to no maintenance



- New landscaping and sod after sewer line replacement

Resident feedback

Each year we receive praise and appreciation for this program. This program year is no different:

- I just wanted to say thank you so much for going above and beyond to help us get our grant money. It was received in our account on October 1st. I appreciate you giving us an extension due to the circumstances.
- Thanks again for all your help.
- Thank you for considering us for this generous opportunity.
- Thank you so much for all your help. It is much appreciated!



Lenexa
KANSAS

Looking Ahead: 2027

- Funding for the program will remain at $90,000.
- The qualifying criteria will be homes valued at or lower than $382,700 and built in or before 1978. These are the lowest and oldest 25% in the city.
- Applications will be accepted March 1 - April 15. Preapprovals will be done through email beginning in 2027.
- Projects must be completed within 90 days of approval to receive reimbursement.
- Staff does not recommend any changes to the program guidelines at this time.

Lenexa KANSAS

Overview - Property Tax Rebate

★ Eligible homeowners receive a rebate up to 75% of the City's portion of property taxes.
★ Funding for FY 2026 program was $100,000.
★ Eligibility is based on age, veteran disability status, income, and appraised value of home.
  →Seniors: 62+
  →Veterans: 50% disabled (regardless of age)
  →Income: HUD Low Income ($71,300; 2-person household)
  →Appraised Value: ≤ City Average ($493,287)

Program Year Data: 2026

Total Eligible Applications	147
Repeat Applications	79
Average Taxable Household Income	$44,495
Average Appraised Value	$338,210
Average Tax Rebate	$680
Prorated Rebate Percentage	66.67%
Total Taxes Rebated	$100,000

Looking Ahead: 2027

- ★ FY 2027 program funding remains at **$100,000**.
  - ★ 2026 Funding: $100,000
- ★ Average home value for 2027 program increases to **$518,673**.
  - ★ 2026 Limit: $493,287
- ★ HUD Low-Income Limit increases to **$72,600 (2-person household)**
  - ★ 2026 Limit: $71,300 (2-person household)
- ★ Applications will be accepted August 1st through October 31st.

- ★ **Staff is recommending no changes to the eligibility criteria for 2027**

Lenexa KANSAS

Questions