



2018

**Annual Budget Document Supplement
City of Lenexa
January 1 - December 31**





How to Use This Document

This document is divided into 5 sections. The breakdown is listed below:

Detail Expenditure by Fund This section is made up of the budgeted funds. A description of each fund, and the detail of expenditures for that fund (listed by activity level), are contained in this section.

Detail Expenditure by Section This section gives a total for each expenditure by type. The expenditure section includes Personal Services, Contractual Services, Commodities, Capital Outlay, Principal Redemption and Transfers.

Detail Revenue by Fund This section gives the reader the distribution of revenues by budgeted fund and the details of revenues for each budgeted fund.

Detail Revenue by Section This section gives the reader totals of revenue by type. The revenue sections include Property Taxes, Non-Property Taxes, Licenses and Permits, Intergovernmental, Charges for Services, Fines and Forfeitures, Use of Money, Miscellaneous, and Non-Revenue Receipts.

Appendix This section contains a brief listing of the definitions of expenditure accounts and revenue accounts.



Table of Contents

I. **DETAIL EXPENDITURE BY FUND**

This section lists all budgeted fund descriptions and the financial expenditures for each activity by object expenditures. Includes prior year actuals, current year estimate, and budget year information.

Budget Certificate.....	7
Summary of Expenditures by Fund Graph.....	8
General Fund	9
Debt Service Funds.....	43
Special Highway Fund	44
Special Alcohol Fund	44
Special Parks & Recreation Fund	44
Tourism and Convention Fund.....	44
Parks and Recreation Impact Fee Zone 1 Fund.....	45
Parks and Recreation Impact Fee Zone 2 Fund.....	45
Parks and Recreation Impact Fee Zone 3 Fund.....	45
Street Tree Zone 1 Fund.....	45
Street Tree Zone 2 Fund.....	45
Street Tree Zone 3 Fund.....	45
Transportation Improvement Plan Zone 1 Fund	46
Transportation Improvement Plan Zone 2 Fund	46
Transportation Improvement Plan Zone 3 Fund	46
Neighborhood Revitalization Fund.....	46
City Center TIF District Fund.....	46
Mining TIF District Fund	46
Ridgeview Mining TIF District Fund	46
Orchard Corners CID Fund	47
Prairie Creek CID Fund.....	47
Quivira 95 CID Fund	47
Greystone Plaza CID Fund	47
City Center East #1 CID Fund.....	47
City Center East #2 CID Fund.....	47
I-35 & 95 th Street TIF Fund	47
Springhill Suites CID Fund	48
Candlewood Suites CID Fund.....	48
Holiday Inn Express CID Fund.....	48
Stormwater Management Fund.....	48
Rec Center Fund	51

II. **DETAIL EXPENDITURE BY SECTION**

This section lists all expenditures categorized by section. Example: all regular salary expenses are listed together to obtain a total budgeted amount for salaries. Includes prior year actuals, current year estimate, and budget year information.

Summary of Expenditures by Section Graph and Descriptions.....	56
Personal Services	57
Contractual Services	68
Commodities	81
Capital Outlay.....	87
Debt Service.....	88
Transfers	89

III. DETAIL REVENUE BY FUND

This section lists all revenues by object account for each budgeted fund. Includes prior year actuals, current year estimate, and budget year information.

Summary of Revenues by Fund Graphs.....	92
General Fund	93
Debt Service Fund.....	96
Special Highway Fund	96
Special Alcohol Fund	96
Special Parks & Recreation Fund	96
Tourism and Convention Fund.....	96
Parks and Recreation Impact Fee Zone 1 Fund	97
Parks and Recreation Impact Fee Zone 2 Fund	97
Parks and Recreation Impact Fee Zone 3 Fund	97
Street Tree Zone 1 Fund.....	97
Street Tree Zone 2 Fund	97
Street Tree Zone 3 Fund	97
Transportation Improvement Plan Zone 1 Fund	98
Transportation Improvement Plan Zone 2 Fund	98
Transportation Improvement Plan Zone 3 Fund	98
Neighborhood Revitalization Fund	98
City Center TIF District Fund.....	98
Mining TIF District Fund	98
Ridgeview Mining TIF District Fund	98
Orchard Corners CID Fund	98
Prairie Creek CID Fund.....	98
Quivira 95 CID Fund	99
Greystone Plaza CID Fund	99
City Center East #1 CID Fund.....	99
City Center East #2 CID Fund.....	99
I-35 & 95 th Street TIF Fund	99
Springhill Suites CID Fund	99
Candlewood Suites CID Fund.....	99
Holiday Inn Express CID Fund.....	99
Stormwater Management Fund.....	99
Rec Center Fund	99

IV. DETAIL REVENUE BY SECTION

This section lists all revenue accounts by section. Example: all property taxes are listed together with a total for property taxes. Includes prior year actuals, current year estimate, and budget year information.

Summary of Revenues by Section Graph and Descriptions.....	102
Property Taxes	103
Non-Property Taxes	103
Licenses & Permits.....	104
Intergovernmental	104
Charges for Services.....	104
Fines & Forfeitures	106
Use of Money	106
Miscellaneous Revenue	106
Non-Revenue Receipt.....	107

V. APPENDIX

Includes definitions of expenditures and revenues.

Fund Descriptions	109
Department Descriptions.....	112
Division Descriptions	113
Org Code Descriptions	114
Definitions of Expenditures.....	119
Definitions of Revenues	128



Detail Expenditure by Fund

**Annual Budget Document
2018
City of Lenexa
January 1 - December 31**

CERTIFICATE

To the Clerk of Johnson County, State of Kansas
We, the undersigned, officers of
City of Lenexa

certify that: (1) the hearing mentioned in the attached proof of publication was held; (2) after the Budget Hearing this budget was duly approved and adopted as the maximum expenditure for the various funds for the year 2018; and (3) the Amount(s) of 2017 Ad Valorem Tax are within statutory limitations.

		2018 ADOPTED BUDGET			
		Page No.	Budget Authority for Expenditures	Amount of 2017 Ad Valorem Tax	County Clerk's Use Only
Table of Contents:					
Computation to Determine Limit for 2018		2			
Allocation of MVT, RVT & 16/20M Veh		3			
Schedule of Transfers		4			
Statement of Indebtedness		5			
Statement of Lease-Purchases		6			
<u>Fund</u>	<u>K.S.A.</u>				
General	12-101a	7	103,908,713	26,341,613	
Debt Service	10-113	8	17,502,112	8,755,232	
Special Highway		9	1,788,883		
Tourism and Convention		9	2,958,428		
Special Alcohol		10	713,664		
Special Parks & Recreation		10	321,791		
Stormwater Management		11	8,222,481		
Neighborhood Revitalization		11	369,202		
Transportation Improvement Plan		12	2,020,681		
Parks & Recreation Impact Fee		12	2,167,883		
Mining TIF		13	1,679,137		
Street Tree		13	447,938		
Ridgeview Mining TIF		14	1,335,464		
City Center TIF		14	5,887,992		
Orchard Corners CID		15	756,397		
Prairie Creek CID		15	111,257		
Quivira 95 CID		16	58,710		
Greystone Plaza CID		16	68,534		
City Center East CID #1		17	49,982		
I-35 & 95th Street TIF		17	1,204,000		
City Center East CID #2		18	120,907		
Rec Center		18	2,097,148		
Springhill Suites CID		19	44,000		
Candlewood Suites CID		19	24,000		
Holiday Inn Express CID		20	28,000		
Non-Budgeted Funds - A		21			
Non-Budgeted Funds - B		22			
TOTALS		xxxxxx	153,887,304	35,096,845	
Election Required - Review HB2088 Template					County Clerks Use Only
Budget Summary					
Neighborhood Revitalization Rebate					Nov 1, 2017 Total Assessed Valuation

Assisted by: _____

Address: _____

Email: _____

Attest: _____, 2017

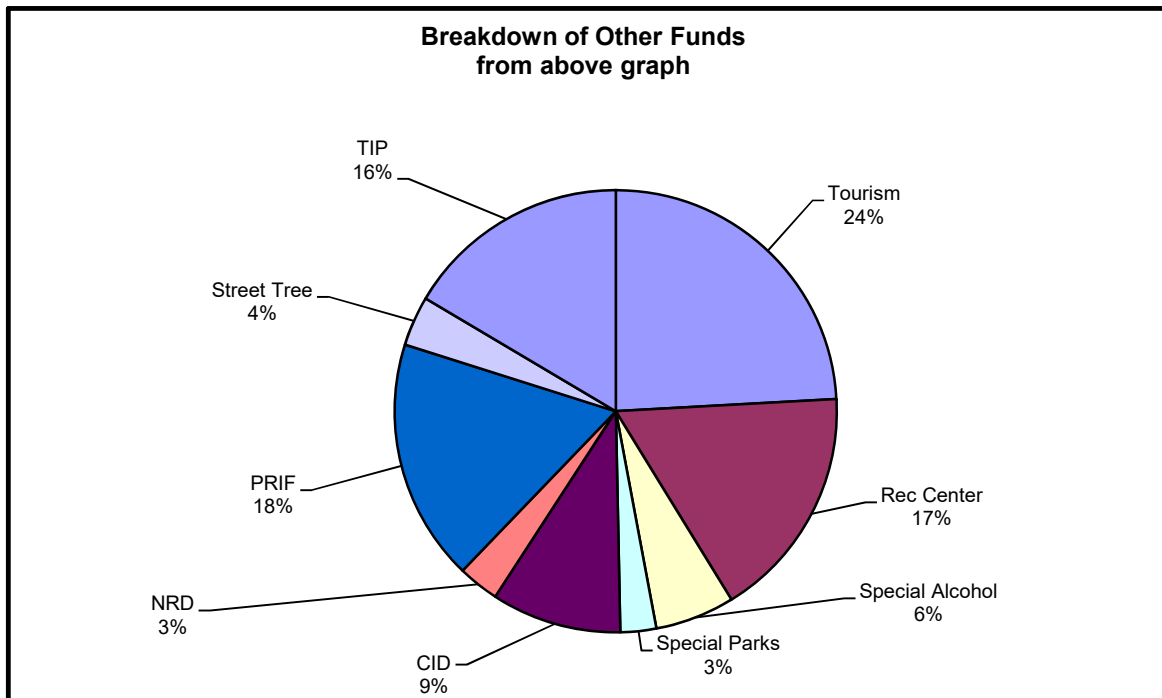
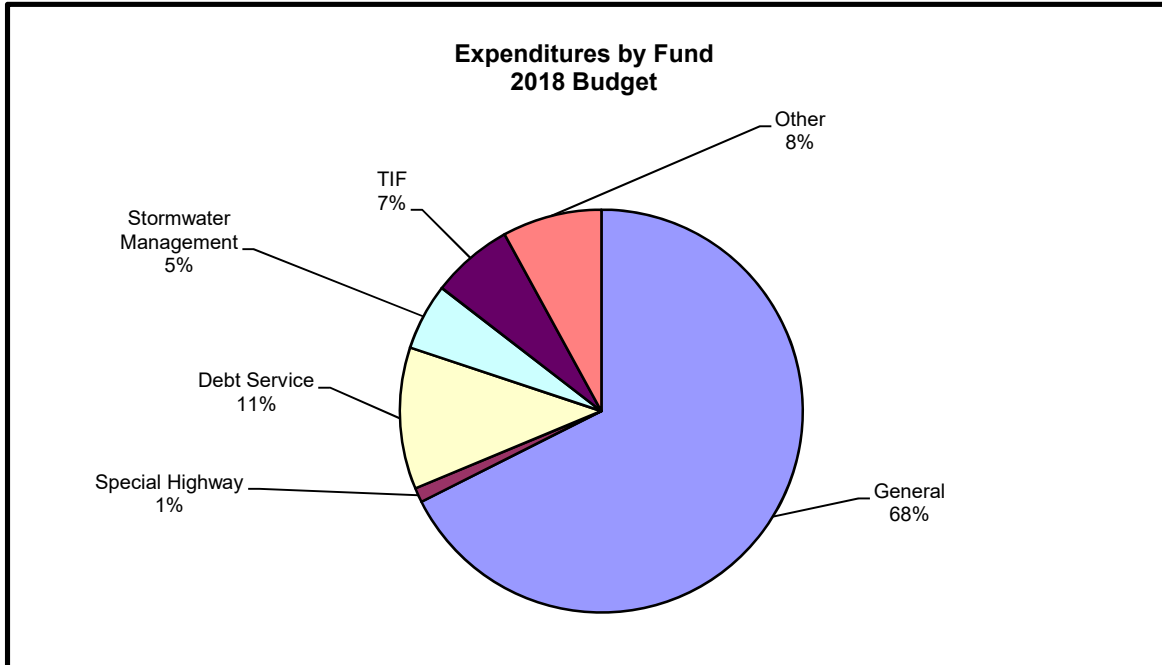
County Clerk

/s/Michael Boehm
Michael Boehm, Mayor

/s/Katy Crow
Katy Crow, City Clerk



Expenditures by Fund



These graphs show each fund's percentage of the total budget of the City. The supporting detail by activity is on the following pages.



Expenditures by Fund

ORG	ORG DESCRIPTION	OBJ	DESCRIPTION	2015	2016	2017	2017	2018
				ACTUAL	ACTUAL	ORIGINAL BUDGET	REVISED BUDGET	BUDGET
01010000	Governing Body	51100	Regular Salary/Wages	66,255	99,602	105,606	105,606	108,681
01010000	Governing Body	51120	Allowances	14,799	16,746	16,744	16,744	16,744
01010000	Governing Body	51505	FICA/OADSI	5,025	7,214	7,583	7,583	7,780
01010000	Governing Body	51510	FICA/MD	1,175	1,687	1,775	1,775	1,816
01010000	Governing Body	51515	Employers KPERS	3,272	4,376	4,650	4,650	5,234
01010000	Governing Body	51540	Workers Compensation	377	369	294	294	301
01010000	Governing Body	51545	Unemployment	0	0	530	530	270
			Section Total	90,903	129,993	137,182	137,182	140,826
01010000	Governing Body	52159	Other Professional Services	28,925	10,000	10,000	10,000	10,000
01010000	Governing Body	52160	Payments To Other Agencies	2,835	2,500	5,000	5,000	5,000
01010000	Governing Body	52166	Photography Services	0	0	0	250	0
01010000	Governing Body	52302	Training/Travel/Mtgs - Per Diem	1,196	1,072	4,300	4,300	4,300
01010000	Governing Body	52303	Meals/Food/Refreshments	3,833	3,060	5,000	5,000	5,000
01010000	Governing Body	52304	Training/Mtgs - Registration	4,700	5,961	6,500	6,500	6,500
01010000	Governing Body	52306	Training/Travel - Airline	2,277	1,380	7,500	7,500	7,500
01010000	Governing Body	52308	Training/Travel - Mileage	500	495	950	950	950
01010000	Governing Body	52310	Training/Travel - Parking	171	249	500	500	500
01010000	Governing Body	52312	Training/Travel - Taxi	223	242	750	750	750
01010000	Governing Body	52314	Training/Travel - Tolls	14	17	500	500	500
01010000	Governing Body	52316	Training/Travel - Lodging	4,930	4,652	10,000	10,000	10,000
01010000	Governing Body	52318	Training/Travel - Rental Car	0	0	700	700	700
01010000	Governing Body	52322	Training - Materials	0	0	500	500	500
01010000	Governing Body	52324	Mileage - Other	0	0	500	500	500
01010000	Governing Body	52805	Contingency	6,606	5,000	10,000	10,000	10,000
01010000	Governing Body	52810	Copying/Printings Services	66	0	150	150	150
01010000	Governing Body	52820	Dues/Memberships	31,598	38,366	40,000	40,000	40,000
01010000	Governing Body	52825	Association Dues	5,667	0	0	0	0
01010000	Governing Body	52850	Postage/Shipping	0	0	150	150	150
			Section Total	93,541	72,994	103,000	103,250	103,000
01010000	Governing Body	54336	Supplies - Office	23	16	500	500	500
01010000	Governing Body	54432	Recognition	2,596	1,985	3,500	3,500	3,500
01010000	Governing Body	54442	Uniforms	315	0	1,000	750	1,000
			Section Total	2,934	2,001	5,000	4,750	5,000
Department Total				187,378	204,988	245,182	245,182	248,826
01011000	City Administrator	51100	Regular Salary/Wages	437,313	453,661	473,263	473,263	490,071
01011000	City Administrator	51110	Overtime/Shift/Hazard	1,425	630	0	0	0
01011000	City Administrator	51120	Allowances	19,200	19,200	19,126	19,126	19,126
01011000	City Administrator	51505	FICA/OADSI	21,765	22,316	30,529	30,529	31,570
01011000	City Administrator	51510	FICA/MD	6,669	6,785	7,139	7,139	7,383
01011000	City Administrator	51515	Employers KPERS	48,642	44,707	46,581	46,581	52,905
01011000	City Administrator	51530	Pension Plan	45,938	45,830	37,913	37,913	34,066
01011000	City Administrator	51540	Workers Compensation	2,144	1,512	1,182	1,182	1,222
01011000	City Administrator	51545	Unemployment	2,206	1,428	2,366	2,366	1,224
01011000	City Administrator	51550	Health Insurance	46,977	52,462	62,350	62,350	54,000
01011000	City Administrator	51555	Short Term Disability	133	132	133	133	140
01011000	City Administrator	51565	Life Insurance	1,129	1,134	1,181	1,181	1,221
01011000	City Administrator	51570	Employee Assistance Program	114	112	118	118	124
01011000	City Administrator	51575	Other Benefits	0	317	0	0	0
			Section Total	633,655	650,227	681,881	681,881	693,052
01011000	City Administrator	52156	Offsite Storage	84	82	500	500	500
01011000	City Administrator	52159	Other Professional Services	34,331	34,527	32,000	32,000	32,000
01011000	City Administrator	52302	Training/Travel/Mtgs - Per Diem	2,595	582	3,000	3,000	3,000
01011000	City Administrator	52303	Meals/Food/Refreshments	6,238	5,083	7,000	7,000	7,000
01011000	City Administrator	52304	Training/Mtgs - Registration	3,439	4,167	6,000	6,000	6,000
01011000	City Administrator	52306	Training/Travel - Airline	1,104	784	5,000	5,000	5,000
01011000	City Administrator	52308	Training/Travel - Mileage	59	345	400	400	400
01011000	City Administrator	52310	Training/Travel - Parking	133	134	400	400	400

ORG	ORG DESCRIPTION	OBJ	DESCRIPTION	2015	2016	2017	2017	2018
				ACTUAL	ACTUAL	ORIGINAL BUDGET	REVISED BUDGET	BUDGET
01011000	City Administrator	52312	Training/Travel - Taxi	64	112	500	500	500
01011000	City Administrator	52314	Training/Travel - Tolls	27	24	350	350	350
01011000	City Administrator	52316	Training/Travel - Lodging	2,886	760	7,500	7,500	7,500
01011000	City Administrator	52318	Training/Travel - Rental Car	310	0	400	400	400
01011000	City Administrator	52320	Training/Mtgs - Hosted by City	194	445	1,400	1,400	1,400
01011000	City Administrator	52322	Training - Materials	0	74	300	300	300
01011000	City Administrator	52810	Copying/Printings Services	119	0	100	100	100
01011000	City Administrator	52820	Dues/Memberships	3,529	2,263	10,000	10,000	5,000
01011000	City Administrator	52842	NRD-GF Grant	16,100	22,113	45,000	45,000	45,000
01011000	City Administrator	52850	Postage/Shipping	0	0	100	100	100
01011006	CDBG	52855	Public Notices	0	69	0	0	0
01011000	City Administrator	52870	Subscriptions	180	147	500	500	500
			Section Total	71,392	71,710	120,450	120,450	115,450
01011000	City Administrator	54100	Equipment (commodities)	0	0	500	500	500
01011000	City Administrator	54336	Supplies - Office	1,119	881	1,000	1,000	1,000
01011000	City Administrator	54340	Supplies - Operational	0	0	300	300	300
01011000	City Administrator	54342	Supplies - Other/misc	826	53	300	300	300
01011000	City Administrator	54405	Books/Videos	63	0	100	100	100
01011000	City Administrator	54407	Learning About Lenexa	2,078	1,288	3,000	3,000	3,000
01011000	City Administrator	54432	Recognition	425	0	500	500	500
			Section Total	4,511	2,222	5,700	5,700	5,700
			Department Total	709,558	724,159	808,031	808,031	814,202
01012000	Communications	51100	Regular Salary/Wages	177,276	187,127	187,336	187,336	247,707
01012000	Communications	51120	Allowances	3,509	5,198	5,850	5,850	7,800
01012000	Communications	51505	FICA/OADSI	10,778	11,567	11,977	11,977	15,841
01012000	Communications	51510	FICA/MD	2,521	2,705	2,800	2,800	3,705
01012000	Communications	51515	Employers KPERS	18,818	16,107	18,275	18,275	26,547
01012000	Communications	51530	Pension Plan	13,106	12,597	14,875	14,875	17,093
01012000	Communications	51540	Workers Compensation	827	612	464	464	613
01012000	Communications	51545	Unemployment	861	572	937	937	619
01012000	Communications	51550	Health Insurance	23,640	24,348	43,500	43,500	45,600
01012000	Communications	51555	Short Term Disability	74	63	93	93	118
01012000	Communications	51565	Life Insurance	448	409	463	463	613
01012000	Communications	51570	Employee Assistance Program	81	69	83	83	105
01012000	Communications	51575	Other Benefits	0	341	0	0	0
			Section Total	251,939	261,715	286,653	286,653	366,360
01012000	Communications	52156	Offsite Storage	0	0	2,000	24,000	0
01012000	Communications	52159	Other Professional Services	6,226	6,151	43,500	43,500	43,500
01012000	Communications	52302	Training/Travel/Mtgs - Per Diem	574	761	1,000	1,000	1,400
01012000	Communications	52303	Meals/Food/Refreshments	1,556	822	1,305	1,305	1,305
01012000	Communications	52304	Training/Mtgs - Registration	2,093	1,650	2,400	2,400	3,200
01012000	Communications	52306	Training/Travel - Airline	1,292	767	1,750	1,750	2,250
01012000	Communications	52308	Training/Travel - Mileage	35	0	200	200	200
01012000	Communications	52310	Training/Travel - Parking	96	151	200	200	200
01012000	Communications	52312	Training/Travel - Taxi	65	67	200	200	200
01012000	Communications	52314	Training/Travel - Tolls	0	0	100	100	100
01012000	Communications	52316	Training/Travel - Lodging	1,484	1,396	2,100	2,100	2,800
01012000	Communications	52318	Training/Travel - Rental Car	0	0	185	185	185
01012000	Communications	52322	Training - Materials	897	0	135	135	135
01012000	Communications	52324	Mileage - Other	0	0	135	135	135
01012000	Communications	52624	Rents - Equipment	5,003	3,687	4,000	4,000	4,000
01012000	Communications	52800	Advertising/Publications	18,959	18,385	18,420	18,420	21,000
01012000	Communications	52810	Copying/Printings Services	27,110	36,811	52,500	52,500	54,500
01012000	Communications	52820	Dues/Memberships	1,860	242	1,125	1,125	1,125
01012000	Communications	52840	Licenses/Certifications	0	400	0	0	500
01012000	Communications	52850	Postage/Shipping	25,264	23,584	34,000	34,000	32,000
01012000	Communications	52870	Subscriptions	775	130	650	650	650
01012000	Communications	52875	Subscription Service	2,084	4,668	5,000	5,000	7,500
			Section Total	95,373	99,673	170,905	192,905	176,885
01012000	Communications	54102	Equipment - Audio & Video	797	17	2,000	2,000	2,000
01012000	Communications	54108	Equipment - Office	90	0	750	750	750
01012000	Communications	54336	Supplies - Office	546	356	1,100	1,100	1,100
01012000	Communications	54342	Supplies - Other/misc	1,021	1,017	800	800	800
01012000	Communications	54405	Books/Videos	0	24	300	300	300

ORG	ORG DESCRIPTION	OBJ	DESCRIPTION	2015	2016	2017	2017	2018
				ACTUAL	ACTUAL	ORIGINAL BUDGET	REVISED BUDGET	BUDGET
01012000	Communications	54432	Recognition	0	515	520	520	520
01012000	Communications	54442	Uniforms	215	0	400	400	400
			Section Total	2,669	1,928	5,870	5,870	5,870
01012002	Civic Center Celebration	52159	Other Professional Services	0	0	0	100,000	0
			Section Total	0	0	0	100,000	0
			Department Total	349,981	363,316	463,428	585,428	549,115
01013000	Municipal Court	51100	Regular Salary/Wages	284,370	299,562	297,907	297,907	332,817
01013000	Municipal Court	51110	Overtime/Shift/Hazard	5,347	4,377	10,154	10,154	10,154
01013000	Municipal Court	51120	Allowances	914	502	910	910	455
01013000	Municipal Court	51505	FICA/OADSI	17,505	17,895	19,157	19,157	21,294
01013000	Municipal Court	51510	FICA/MD	4,094	4,185	4,480	4,480	4,978
01013000	Municipal Court	51515	Employers KPERS	29,668	27,450	29,229	29,229	29,354
01013000	Municipal Court	51530	Pension Plan	17,211	16,704	18,217	18,217	17,767
01013000	Municipal Court	51540	Workers Compensation	1,430	971	742	742	824
01013000	Municipal Court	51545	Unemployment	1,397	886	1,541	1,541	832
01013000	Municipal Court	51550	Health Insurance	49,808	68,624	87,000	87,000	72,000
01013000	Municipal Court	51555	Short Term Disability	98	95	124	124	186
01013000	Municipal Court	51565	Life Insurance	445	450	466	466	637
01013000	Municipal Court	51570	Employee Assistance Program	186	177	165	165	193
01013000	Municipal Court	51575	Other Benefits	0	399	0	0	0
			Section Total	412,473	442,277	470,092	470,092	491,490
01013000	Municipal Court	52140	Interpreter Services	11,357	9,372	10,750	10,750	10,750
01013000	Municipal Court	52148	Laundry/Sanitation Services	16	195	0	0	0
01013000	Municipal Court	52159	Other Professional Services	51,990	63,108	49,620	49,620	55,000
01013000	Municipal Court	52174	Public Defender	5,351	1,701	5,450	5,450	5,450
01013000	Municipal Court	52300	Training/Travel/Meetings	209	314	0	0	0
01013000	Municipal Court	52302	Training/Travel/Mtgs - Per Diem	2,004	1,556	0	0	3,000
01013000	Municipal Court	52303	Meals/Food/Refreshments	279	653	0	0	0
01013000	Municipal Court	52304	Training/Mtgs - Registration	4,410	2,693	10,300	10,300	6,260
01013000	Municipal Court	52306	Training/Travel - Airline	764	0	1,200	1,200	1,200
01013000	Municipal Court	52308	Training/Travel - Mileage	101	114	0	0	0
01013000	Municipal Court	52312	Training/Travel - Taxi	74	0	0	0	0
01013000	Municipal Court	52314	Training/Travel - Tolls	6	15	0	0	0
01013000	Municipal Court	52316	Training/Travel - Lodging	1,716	1,926	3,000	3,000	3,000
01013000	Municipal Court	52320	Training/Mtgs - Hosted by City	441	1,448	960	960	2,000
01013000	Municipal Court	52704	Repair/Maint - Equipment	194	0	600	600	600
01013000	Municipal Court	52800	Advertising/Publications	0	0	30	30	30
01013000	Municipal Court	52810	Copying/Printings Services	1,633	1,623	3,865	3,865	3,865
01013000	Municipal Court	52820	Dues/Memberships	1,163	1,304	1,085	1,085	1,085
			Section Total	81,708	86,023	86,860	86,860	92,240
01013000	Municipal Court	54100	Equipment (commodities)	84	0	1,500	1,500	1,500
01013000	Municipal Court	54110	Equipment - Other Minor	65	0	2,000	2,000	2,000
01013000	Municipal Court	54150	Equipment - Computer	0	0	800	800	800
01013000	Municipal Court	54204	Software - Other	0	0	0	0	4,000
01013000	Municipal Court	54336	Supplies - Office	2,099	2,496	4,224	4,224	4,224
01013000	Municipal Court	54342	Supplies - Other/misc	442	1,256	2,280	2,280	2,280
01013000	Municipal Court	54425	Furniture	196	6,300	500	500	500
01013000	Municipal Court	54442	Uniforms	327	0	700	700	700
			Section Total	3,213	10,052	12,004	12,004	16,004
			Department Total	497,394	538,352	568,956	568,956	599,734
01014000	City Clerk	51100	Regular Salary/Wages	57,119	55,033	60,063	60,063	61,271
01014000	City Clerk	51120	Allowances	0	9	0	0	910
01014000	City Clerk	51505	FICA/OADSI	3,217	3,277	3,724	3,724	3,855
01014000	City Clerk	51510	FICA/MD	752	766	871	871	902
01014000	City Clerk	51515	Employers KPERS	5,946	2,868	5,682	5,682	6,461
01014000	City Clerk	51530	Pension Plan	2,669	3,557	4,625	4,625	4,160
01014000	City Clerk	51540	Workers Compensation	249	95	144	144	149
01014000	City Clerk	51545	Unemployment	243	163	300	300	153
01014000	City Clerk	51550	Health Insurance	17,746	8,803	14,500	14,500	12,000
01014000	City Clerk	51555	Short Term Disability	24	9	31	31	31
01014000	City Clerk	51565	Life Insurance	135	71	144	144	149
01014000	City Clerk	51570	Employee Assistance Program	26	9	28	28	28
			Section Total	88,126	74,661	90,112	90,112	90,069

ORG	ORG DESCRIPTION	OBJ	DESCRIPTION	2015	2016	2017	2017	2018
				ACTUAL	ACTUAL	ORIGINAL BUDGET	REVISED BUDGET	BUDGET
01014000	City Clerk	52100	Services	0	0	1,100	1,100	1,100
01014000	City Clerk	52156	Offsite Storage	599	548	750	750	750
01014000	City Clerk	52158	Other Financial Services	0	360	0	0	0
01014000	City Clerk	52159	Other Professional Services	720	0	800	800	800
01014000	City Clerk	52160	Payments To Other Agencies	25,575	27,000	30,000	30,000	31,500
01014000	City Clerk	52180	Third Party Outsourcing	3,998	11,483	5,000	5,000	5,000
01014000	City Clerk	52302	Training/Travel/Mtgs - Per Diem	484	0	600	600	600
01014000	City Clerk	52303	Meals/Food/Refreshments	61	2,443	1,500	1,500	1,500
01014000	City Clerk	52304	Training/Mtgs - Registration	1,484	0	2,000	2,000	2,000
01014000	City Clerk	52306	Training/Travel - Airline	421	0	1,000	1,000	1,000
01014000	City Clerk	52308	Training/Travel - Mileage	34	0	0	0	0
01014000	City Clerk	52312	Training/Travel - Taxi	11	0	0	0	0
01014000	City Clerk	52314	Training/Travel - Tolls	26	0	0	0	0
01014000	City Clerk	52316	Training/Travel - Lodging	1,515	0	1,500	1,500	1,500
01014000	City Clerk	52625	Rents - Other	310	0	400	400	400
01014000	City Clerk	52800	Advertising/Publications	4,952	8,154	9,200	9,200	9,200
01014000	City Clerk	52815	Court/Recording Fees	0	26	400	400	400
01014000	City Clerk	52820	Dues/Memberships	884	134	1,000	1,000	1,000
01014000	City Clerk	52850	Postage/Shipping	6	36	34,000	34,000	34,000
01014000	City Clerk	52870	Subscriptions	0	2	0	0	0
			Section Total	41,080	50,186	89,250	89,250	90,750
01014000	City Clerk	54336	Supplies - Office	329	23	500	500	500
			Section Total	329	23	500	500	500
			Department Total	129,535	124,870	179,862	179,862	181,319
01015000	Public Market	51100	Regular Salary/Wages	0	34,604	93,140	93,140	123,388
01015000	Public Market	51120	Allowances	0	1,242	2,400	2,400	2,110
01015000	Public Market	51505	FICA/OADS	0	2,116	5,924	5,924	7,781
01015000	Public Market	51510	FICA/MD	0	495	1,386	1,386	1,820
01015000	Public Market	51515	Employers KPERS	0	3,291	9,038	9,038	13,039
01015000	Public Market	51530	Pension Plan	0	1,590	7,356	7,356	4,439
01015000	Public Market	51540	Workers Compensation	0	111	229	229	301
01015000	Public Market	51545	Unemployment	0	102	466	466	309
01015000	Public Market	51550	Health Insurance	0	10,404	14,500	14,500	12,000
01015000	Public Market	51555	Short Term Disability	0	14	31	31	31
01015000	Public Market	51565	Life Insurance	0	83	174	174	159
01015000	Public Market	51570	Employee Assistance Program	0	15	55	55	55
01015000	Public Market	51575	Other Benefits	0	100	0	0	0
			Section Total	0	54,167	134,699	134,699	165,432
01015000	Public Market	52100	Services	0	0	13,348	13,348	30,000
01015000	Public Market	52205	Taxes - Property	0	0	56,000	56,000	60,000
01015000	Public Market	52525	Other Utilities	0	0	14,584	14,584	30,000
01015000	Public Market	52800	Advertising/Publications	0	0	26,750	26,750	15,000
01015000	Public Market	52830	Insurance - Property & Liability	0	0	4,375	4,375	7,500
			Section Total	0	0	115,057	115,057	142,500
01015000	Public Market	54340	Supplies - Operational	0	0	4,375	4,375	7,500
			Section Total	0	0	4,375	4,375	7,500
01015000	Public Market	55125	Equipment - Other Capital	0	0	15,000	15,000	15,000
			Section Total	0	0	15,000	15,000	15,000
			Department Total	0	54,167	269,131	269,131	330,432
01030000	Transfers	51130	Compensation Reserve	0	0	1,495,687	1,495,687	500,000
			Section Total	0	0	1,495,687	1,495,687	500,000
01030000	Transfers	70100	Transfers	5,385	59,180	5,000	5,000	21,000
01030000	Transfers	70104	Transfers - CIF	18,786,844	14,955,977	10,803,792	18,699,857	14,401,500
01030000	Transfers	70110	Transfers - FMF	350,000	350,000	350,000	350,000	500,000
01030000	Transfers	70112	Transfers - ERF	1,400,000	1,400,000	1,400,000	1,400,000	1,500,000
01030000	Transfers	70118	Transfers - TIF	0	0	1,111,125	1,111,125	2,079,000
01030000	Transfers	70120	Transfers - Health Care Fund	0	0	650,000	650,000	0
01030000	Transfers	70122	Transfers - Rec Center	0	0	328,408	328,408	231,948

ORG	ORG DESCRIPTION	OBJ	DESCRIPTION	2015	2016	2017	2017	2018
				ACTUAL	ACTUAL	ORIGINAL BUDGET	REVISED BUDGET	BUDGET
01030000	Transfers	70500	Fund Balance Reserve	0	0	24,279,959	0	26,134,082
01030000	Transfers	70900	Transfers Out - Accrual	-61,288	102,696	0	0	0
			Section Total	20,480,941	16,867,853	38,928,284	22,544,390	44,867,530
			Department Total	20,480,941	16,867,853	40,423,971	24,040,077	45,367,530
01100000	Finance	51100	Regular Salary/Wages	466,655	499,735	508,692	508,692	622,005
01100000	Finance	51110	Overtime/Shift/Hazard	1,678	4,540	7,500	7,500	7,500
01100000	Finance	51120	Allowances	7,555	7,555	7,526	7,526	7,526
01100000	Finance	51505	FICA/OADSI	26,184	27,918	32,471	32,471	39,496
01100000	Finance	51510	FICA/MD	6,589	7,042	7,595	7,595	9,237
01100000	Finance	51515	Employers KPERs	49,551	48,211	49,545	49,545	66,187
01100000	Finance	51530	Pension Plan	37,106	37,917	40,328	40,328	42,618
01100000	Finance	51540	Workers Compensation	2,150	1,633	1,257	1,257	1,529
01100000	Finance	51545	Unemployment	2,246	1,490	2,581	2,581	1,555
01100000	Finance	51550	Health Insurance	69,484	82,933	87,000	87,000	84,000
01100000	Finance	51555	Short Term Disability	148	142	186	186	217
01100000	Finance	51565	Life Insurance	1,183	1,225	1,257	1,257	1,530
01100000	Finance	51570	Employee Assistance Program	163	156	165	165	193
01100000	Finance	51575	Other Benefits	26	1,011	0	0	0
			Section Total	670,718	721,507	746,103	746,103	883,592
01100000	Finance	52109	Auditing Services	64,800	57,850	66,800	66,800	69,000
01100000	Finance	52110	Banking Services	17,825	13,602	32,000	32,000	32,000
01100000	Finance	52118	Credit Card Processing	56,987	65,704	60,000	60,000	90,000
01100000	Finance	52142	Investment Fees	2,945	2,755	5,000	5,000	5,000
01100000	Finance	52156	Offsite Storage	2,810	4,817	3,000	3,000	3,000
01100000	Finance	52158	Other Financial Services	1,250	11,250	9,000	9,000	9,000
01100000	Finance	52159	Other Professional Services	5,767	8,233	6,300	6,300	6,300
01100000	Finance	52160	Payments To Other Agencies	8,988	1,010	0	0	1,000
01100000	Finance	52162	Payroll Processing/HRIS	75,036	90,421	90,000	90,000	110,000
01100000	Finance	52180	Third Party Outsourcing	2,541	0	0	0	0
01100000	Finance	52205	Taxes - Property	50,044	29,810	61,000	61,000	33,000
01100000	Finance	52210	Taxes - Special Assessment	81,240	36,357	38,000	38,000	38,000
01100000	Finance	52220	Taxes - Wastewater	26,368	23,338	24,000	24,000	26,000
01100000	Finance	52222	Taxes - Other	63,439	72,975	60,500	60,500	95,000
01100000	Finance	52302	Training/Travel/Mtgs - Per Diem	501	370	500	500	500
01100000	Finance	52303	Meals/Food/Refreshments	2,834	414	3,000	3,000	3,000
01100000	Finance	52304	Training/Mtgs - Registration	3,028	3,323	5,000	5,000	5,000
01100000	Finance	52306	Training/Travel - Airline	817	642	3,000	3,000	3,000
01100000	Finance	52308	Training/Travel - Mileage	0	0	200	200	200
01100000	Finance	52310	Training/Travel - Parking	33	60	400	400	400
01100000	Finance	52312	Training/Travel - Taxi	87	8	300	300	300
01100000	Finance	52314	Training/Travel - Tolls	24	13	100	100	100
01100000	Finance	52316	Training/Travel - Lodging	1,762	1,283	4,000	4,000	4,000
01100000	Finance	52320	Training/Mtgs - Hosted by City	0	515	0	0	0
01100000	Finance	52322	Training - Materials	100	239	100	100	100
01100000	Finance	52400	Maintenance Agreement	546	229	1,000	1,000	1,000
01100000	Finance	52530	Telephone	1,955	0	0	0	0
01100000	Finance	52620	Rents/Leases	0	487	0	0	0
01100000	Finance	52625	Rents - Other	0	156	0	0	0
01100000	Finance	52700	Repair/Maintenance	1,111	2,141	1,200	1,200	1,200
01100000	Finance	52800	Advertising/Publications	2,271	1,439	2,500	2,500	2,500
01100000	Finance	52810	Copying/Printings Services	2,083	779	2,000	2,000	2,000
01100000	Finance	52815	Court/Recording Fees	0	61	0	0	0
01100000	Finance	52820	Dues/Memberships	1,552	2,383	2,000	2,000	2,500
01100000	Finance	52825	Association Dues	615	414	685	685	700
01100000	Finance	52850	Postage/Shipping	34,064	30,944	1,000	1,000	1,000
01100000	Finance	52870	Subscriptions	1,119	3,059	2,000	2,000	3,500
			Section Total	514,542	467,083	484,585	484,585	548,300
01100000	Finance	54108	Equipment - Office	0	0	1,000	1,000	1,000
01100000	Finance	54110	Equipment (commodities)	0	765	0	0	0
01100000	Finance	54150	Equipment - Computer	5,726	37	500	500	500
01100000	Finance	54204	Software - Other	0	0	0	0	9,000
01100000	Finance	54212	Software - Personal Computer	0	0	1,000	1,000	1,000
01100000	Finance	54336	Supplies - Office	7,152	5,996	10,000	10,000	10,000
01100000	Finance	54342	Supplies - Other/misc	214	65	0	0	0
01100000	Finance	54405	Books/Videos	0	0	500	500	500
			Section Total	13,092	6,864	13,000	13,000	22,000

ORG	ORG DESCRIPTION	OBJ	DESCRIPTION	2015	2016	2017	2017	2018
				ACTUAL	ACTUAL	ORIGINAL BUDGET	REVISED BUDGET	BUDGET
01100000	Finance	55200	Software	9,000	9,000	0	0	0
			Section Total	9,000	9,000	0	0	0
			Department Total	1,207,352	1,204,453	1,243,688	1,243,688	1,453,892
01110000	Human Resources	51100	Regular Salary/Wages	297,480	434,582	452,679	452,679	487,987
01110000	Human Resources	51110	Overtime/Shift/Hazard	567	607	0	0	0
01110000	Human Resources	51120	Allowances	1,878	8,392	8,436	8,436	8,436
01110000	Human Resources	51125	Education	51,680	44,193	75,000	75,000	75,000
01110000	Human Resources	51505	FICA/OADSI	17,587	26,797	33,240	33,240	35,428
01110000	Human Resources	51510	FICA/MD	4,113	6,267	7,773	7,773	8,285
01110000	Human Resources	51515	Employers KPERs	31,099	41,844	50,715	50,715	58,846
01110000	Human Resources	51530	Pension Plan	24,122	33,175	41,283	41,283	32,874
01110000	Human Resources	51540	Workers Compensation	1,594	1,419	1,107	1,107	1,191
01110000	Human Resources	51545	Unemployment	2,372	2,283	2,263	2,263	1,221
01110000	Human Resources	51550	Health Insurance	60,509	66,542	94,250	94,250	78,000
01110000	Human Resources	51555	Short Term Disability	104	142	202	202	202
01110000	Human Resources	51565	Life Insurance	636	993	1,108	1,108	1,181
01110000	Human Resources	51570	Employee Assistance Program	137	169	179	179	206
01110000	Human Resources	51575	Other Benefits	0	1,995	0	0	0
			Section Total	493,878	669,401	768,235	768,235	788,858
01110000	Human Resources	52100	Services	0	12	0	0	0
01110000	Human Resources	52134	Human Resources Services	11,218	9,801	15,000	15,000	15,000
01110000	Human Resources	52150	Legal Services	50,149	10,907	35,000	35,000	35,000
01110000	Human Resources	52156	Offsite storage	990	1,048	1,250	1,250	1,250
01110000	Human Resources	52159	Other Professional Services	712	621	1,250	1,250	1,250
01110000	Human Resources	52162	Payroll Processing/HRIS	45,872	51,313	71,202	71,202	71,202
01110000	Human Resources	52178	Temporary Agencies	9,695	734	2,000	2,000	2,000
01110000	Human Resources	52300	Training/Travel/Meetings	0	158	17,500	17,500	17,500
01110000	Human Resources	52302	Training/Travel/Mtgs - Per Diem	585	1,145	0	0	0
01110000	Human Resources	52303	Meals/Food/Refreshments	923	2,879	0	2,500	2,500
01110000	Human Resources	52304	Training/Mtgs - Registration	7,770	9,921	0	0	0
01110000	Human Resources	52306	Training/Travel - Airline	870	1,717	0	0	0
01110000	Human Resources	52308	Training/Travel - Mileage	35	0	0	0	0
01110000	Human Resources	52310	Training/Travel - Parking	127	197	0	0	0
01110000	Human Resources	52312	Training/Travel - Taxi	51	200	0	0	0
01110000	Human Resources	52314	Training/Travel - Tolls	6	15	0	0	0
01110000	Human Resources	52316	Training/Travel - Lodging	2,238	5,166	0	0	0
01110000	Human Resources	52318	Training/Travel - Rental Car	0	338	0	0	0
01110000	Human Resources	52320	Training/Mtgs - Hosted by City	1,745	27,800	30,000	30,000	30,000
01110000	Human Resources	52322	Training - Materials	2,616	4,864	15,000	15,000	15,000
01110000	Human Resources	52324	Mileage - Other	0	64	0	0	0
01110000	Human Resources	52620	Rents/Leases	0	63	0	0	0
01110000	Human Resources	52625	Rents - Other	196	0	500	500	500
01110000	Human Resources	52800	Advertising/Publications	0	882	0	0	0
01110000	Human Resources	52810	Copying/Printings Services	429	0	550	550	550
01110000	Human Resources	52820	Dues/Memberships	1,719	2,331	2,500	2,500	2,500
01110000	Human Resources	52825	Association Dues	0	0	0	0	0
01110000	Human Resources	52850	Postage/Shipping	0	239	150	150	150
01110000	Human Resources	52870	Subscriptions	3,439	3,480	4,000	4,000	4,000
			Section Total	141,385	135,896	195,902	198,402	198,402
01110000	Human Resources	54110	Equipment - Other Minor	1,370	0	0	0	0
01110000	Human Resources	54330	Supplies - Medical (disposable)	531	583	750	750	750
01110000	Human Resources	54336	Supplies - Office	1,971	2,061	2,500	2,500	2,500
01110000	Human Resources	54342	Supplies - Other/misc	75	51	0	0	0
01110000	Human Resources	54405	Books/Videos	0	58	350	350	350
01110000	Human Resources	54432	Recognition	10,330	7,964	10,000	10,000	10,000
01110000	Human Resources	54434	Recognition - Events	6,289	6,678	10,250	10,250	10,250
01110000	Human Resources	54442	Uniforms	0	80	0	0	0
			Section Total	20,566	17,474	23,850	23,850	23,850
01111011	Recruiting	52100	Services	438	0	66,750	66,750	66,750
01111011	Recruiting	52159	Other Professional Services	16,032	0	0	0	0
01111011	Recruiting	52162	Payroll Processing/HRIS	6,444	6,180	6,500	6,500	6,500
01111011	Recruiting	52168	Pre-employment Screenings	9,979	10,080	0	0	0
01111011	Recruiting	52170	Pre-employment Physicals	13,942	17,712	0	0	0
01111011	Recruiting	52171	Pre-employment Drug Screen	2,207	2,738	0	0	0
01111011	Recruiting	52303	Meals/Food/Refreshments	656	740	0	0	0
01111011	Recruiting	52304	Training/Mtgs - Registration	0	295	0	0	0

ORG	ORG DESCRIPTION	OBJ	DESCRIPTION	2015	2016	2017	2017	2018
				ACTUAL	ACTUAL	ORIGINAL BUDGET	REVISED BUDGET	BUDGET
01111011	Recruiting	52306	Training/Travel - Airline	853	0	0	0	0
01111011	Recruiting	52308	Training/Travel - Mileage	0	726	0	0	0
01111011	Recruiting	52310	Training/Travel - Parking	15	0	0	0	0
01111011	Recruiting	52312	Training/Travel - Taxi	547	23	0	0	0
01111011	Recruiting	52316	Training/Travel - Lodging	804	1,199	0	0	0
01111011	Recruiting	52318	Training/Travel - Rental Car	740	315	0	0	0
01111011	Recruiting	52800	Advertising/Publications	9,970	31,031	51,750	51,750	51,750
01111011	Recruiting	52810	Copying/Printings Services	0	446	0	0	0
01111011	Recruiting	52850	Postage/Shipping	0	452	0	0	0
			Section Total	62,627	71,936	125,000	125,000	125,000
Department Total				718,456	894,707	1,112,987	1,115,487	1,136,110
01150000	EST Administration	51100	Regular Salary/Wages	83,184	87,079	88,826	88,826	94,253
01150000	EST Administration	51120	Allowances	1,916	1,958	1,950	1,950	1,950
01150000	EST Administration	51505	FICA/OADSI	5,102	5,306	5,628	5,628	5,965
01150000	EST Administration	51510	FICA/MD	1,193	1,241	1,316	1,316	1,395
01150000	EST Administration	51515	Employers KPERS	8,860	8,362	8,587	8,587	9,996
01150000	EST Administration	51530	Pension Plan	7,086	6,644	6,990	6,990	6,436
01150000	EST Administration	51540	Workers Compensation	413	284	218	218	231
01150000	EST Administration	51545	Unemployment	440	264	444	444	236
01150000	EST Administration	51550	Health Insurance	12,187	12,936	14,500	14,500	12,000
01150000	EST Administration	51555	Short Term Disability	26	24	31	31	31
01150000	EST Administration	51565	Life Insurance	228	213	218	218	231
01150000	EST Administration	51570	Employee Assistance Program	29	26	28	28	28
01150000	EST Administration	51575	Other Benefits	0	51	0	0	0
			Section Total	120,664	124,387	128,736	128,736	132,752
01150000	EST Administration	52100	Services	953	0	0	0	0
01150000	EST Administration	52156	Offsite Storage	153	261	150	150	150
01150000	EST Administration	52160	Payments To Other Agencies	13,000	14,790	14,790	14,790	14,790
01150000	EST Administration	52302	Training/Travel/Mtgs - Per Diem	677	483	1,000	1,000	1,000
01150000	EST Administration	52303	Meals/Food/Refreshments	380	178	400	400	400
01150000	EST Administration	52304	Training/Mtgs - Registration	3,985	3,450	7,000	7,000	7,000
01150000	EST Administration	52306	Training/Travel - Airline	2,127	600	3,000	3,000	3,000
01150000	EST Administration	52308	Training/Travel - Mileage	69	32	100	100	100
01150000	EST Administration	52310	Training/Travel - Parking	70	90	100	100	100
01150000	EST Administration	52312	Training/Travel - Taxi	41	175	130	130	130
01150000	EST Administration	52316	Training/Travel - Lodging	3,222	3,584	4,000	4,000	4,000
01150000	EST Administration	52322	Training - Materials	15,153	18,858	15,000	15,000	15,000
01150000	EST Administration	52505	Cable	182	0	0	0	0
01150000	EST Administration	52530	Telephone	426	153	0	0	0
01150000	EST Administration	52557	Internet Service Provider	2,770	0	0	0	0
01150000	EST Administration	52718	Repair/Maint - PC & Printers	514	0	0	0	0
01150000	EST Administration	52800	Advertising/Publications	0	0	1,400	1,400	1,400
01150000	EST Administration	52810	Copying/Printings Services	0	0	1,400	1,400	1,400
01150000	EST Administration	52820	Dues/Memberships	1,989	1,614	5,000	5,000	5,000
01150000	EST Administration	52850	Postage/Shipping	66	18	1,500	1,500	1,500
			Section Total	45,777	44,287	54,970	54,970	54,970
01150000	EST Administration	54336	Supplies - Office	148	123	300	300	300
01150000	EST Administration	54342	Supplies - Other/misc	521	557	1,000	1,000	1,000
01150000	EST Administration	54425	Furniture	863	0	0	0	0
01150000	EST Administration	54448	Uniforms - Clothing	422	1,296	0	0	0
			Section Total	1,954	1,977	1,300	1,300	1,300
01150012	EST Support Services	51100	Regular Salary/Wages	182,789	230,071	192,714	192,714	309,837
01150012	EST Support Services	51110	Overtime/Shift Hazard	1,446	1,848	0	0	0
01150012	EST Support Services	51120	Allowances	4,270	5,491	3,406	3,406	7,592
01150012	EST Support Services	51505	FICA/OADSI	11,147	14,029	12,159	12,159	19,679
01150012	EST Support Services	51510	FICA/MD	2,607	3,281	2,843	2,843	4,602
01150012	EST Support Services	51515	Employers KPERS	19,631	22,261	18,553	18,553	32,982
01150012	EST Support Services	51530	Pension Plan	17,959	16,755	15,102	15,102	21,235
01150012	EST Support Services	51540	Workers Compensation	1,062	776	471	471	762
01150012	EST Support Services	51545	Unemployment	887	690	963	963	775
01150012	EST Support Services	51550	Health Insurance	24,828	42,241	43,500	43,500	60,000
01150012	EST Support Services	51555	Short Term Disability	73	91	93	93	155
01150012	EST Support Services	51565	Life Insurance	468	565	470	470	761
01150012	EST Support Services	51570	Employee Assistance Program	80	100	83	83	138
01150012	EST Support Services	51575	Other Benefits	38	254	0	0	0
			Section Total	267,285	338,450	290,357	290,357	458,517

ORG	ORG DESCRIPTION	OBJ	DESCRIPTION	2015	2016	2017	2017	2018
				ACTUAL	ACTUAL	ORIGINAL BUDGET	REVISED BUDGET	BUDGET
01150012	EST Support Services	52158	Other Financial Services	3,572	2,157	4,000	4,000	4,000
01150012	EST Support Services	52178	Temporary Agencies	53,250	18,509	80,000	80,000	80,000
01150012	EST Support Services	52194	PC/Printer Support	4,500	2,595	5,000	5,000	5,000
01150012	EST Support Services	52196	Server Support	4,810	0	6,000	6,000	6,000
01150012	EST Support Services	52302	Training/Travel/Mtgs - Per Diem	483	580	1,000	1,000	1,000
01150012	EST Support Services	52304	Training/Mtgs - Registration	3,357	4,115	5,000	5,000	5,000
01150012	EST Support Services	52306	Training/Travel - Airline	982	588	1,000	1,000	1,000
01150012	EST Support Services	52308	Training/Travel - Mileage	35	0	50	50	50
01150012	EST Support Services	52310	Training/Travel - Parking	21	98	60	60	60
01150012	EST Support Services	52312	Training/Travel - Taxi	0	21	100	100	100
01150012	EST Support Services	52316	Training/Travel - Lodging	894	4,051	2,000	2,000	2,000
01150012	EST Support Services	52318	Training/Travel - Rental Car	0	77	0	0	0
01150012	EST Support Services	52322	Training - Materials	2,500	2,599	4,000	4,000	4,000
01150012	EST Support Services	52444	Maint Agrmnt - PC Software	261,802	241,346	270,000	270,000	270,000
01150012	EST Support Services	52446	Maint Agrmnt - Server Software	110,665	92,239	120,000	120,000	120,000
01150012	EST Support Services	52454	Maint Agrmnt - Other Software	16,244	18,656	25,000	25,000	25,000
01150012	EST Support Services	52505	Cable	2,147	2,553	10,000	10,000	10,000
01150012	EST Support Services	52530	Telephone	5,193	36,684	7,000	7,000	7,000
01150012	EST Support Services	52551	Mobile Device Data Plan	233,795	255,440	259,630	259,630	259,630
01150012	EST Support Services	52552	Domain Fee	761	609	3,000	3,000	3,000
01150012	EST Support Services	52557	Internet Service Provider	42,448	50,349	60,000	60,000	60,000
01150012	EST Support Services	52710	Repair/Maint - Comp Equip.	4,171	0	2,000	2,000	2,000
01150012	EST Support Services	52714	Repair/Maint - Video Trans Equip.	808	0	1,000	1,000	1,000
01150012	EST Support Services	52718	Repair/Maint - PC & Printers	49,562	53,842	50,000	50,000	50,000
01150012	EST Support Services	52719	Repair/Maint - Portable Devices	1,820	633	100	100	100
01150012	EST Support Services	52810	Copying/Printings Services	4,510	1,614	5,000	5,000	5,000
01150012	EST Support Services	52820	Dues/Memberships	0	99	200	200	200
01150012	EST Support Services	52850	Postage/Shipping	1,022	1,206	1,100	1,100	1,100
			Section Total	809,352	790,661	922,240	922,240	922,240
01150012	EST Support Services	54102	Equipment - Audio & Video	21,044	9,712	22,000	22,000	22,000
01150012	EST Support Services	54150	Equipment - Computer	46,442	97,413	48,000	48,000	48,000
01150012	EST Support Services	54152	Equipment - LAN	0	711	15,000	15,000	15,000
01150012	EST Support Services	54154	Equipment - Portable Device	1,270	1,123	500	500	500
01150012	EST Support Services	54156	Equipment - Printer	5,347	1,045	500	500	500
01150012	EST Support Services	54206	Software - Portable	641	80	1,000	1,000	1,000
01150012	EST Support Services	54208	Software - Server	3,402	0	10,000	10,000	10,000
01150012	EST Support Services	54212	Software - Personal Computer	13,003	29,251	25,000	25,000	25,000
01150012	EST Support Services	54310	Supplies - Computer	643	119	300	300	300
01150012	EST Support Services	54311	Supplies - Mobile Device	8,047	6,261	14,000	14,000	14,000
01150012	EST Support Services	54336	Supplies - Office	237	-14	500	500	500
			Section Total	100,076	145,701	136,800	136,800	136,800
01150012	EST Support Services	55105	Equipment - Audio & Video	0	17,080	0	0	0
01150012	EST Support Services	55135	Equipment - Computer	96	1,991	0	0	0
01150012	EST Support Services	55210	Software - Personal Computer	13,988	15,142	33,000	33,000	33,000
			Section Total	14,084	34,212	33,000	33,000	33,000
01150013	EST Data Analytics	51100	Regular Salary/Wages	361,818	347,977	387,869	387,869	386,057
01150013	EST Data Analytics	51120	Allowances	6,147	6,395	6,266	6,266	7,904
01150013	EST Data Analytics	51505	FICA/OADSI	21,722	21,264	24,437	24,437	24,426
01150013	EST Data Analytics	51510	FICA/MD	5,080	4,973	5,716	5,716	5,713
01150013	EST Data Analytics	51515	Employers KPERs	38,234	33,120	37,285	37,285	40,933
01150013	EST Data Analytics	51530	Pension Plan	26,744	26,403	30,350	30,350	26,357
01150013	EST Data Analytics	51540	Workers Compensation	1,552	1,130	946	946	946
01150013	EST Data Analytics	51545	Unemployment	1,731	1,057	1,940	1,940	965
01150013	EST Data Analytics	51550	Health Insurance	62,045	63,003	87,000	87,000	72,000
01150013	EST Data Analytics	51555	Short Term Disability	144	129	186	186	186
01150013	EST Data Analytics	51565	Life Insurance	911	848	945	945	946
01150013	EST Data Analytics	51570	Employee Assistance Program	157	141	165	165	165
01150013	EST Data Analytics	51575	Other Benefits	0	13	0	0	0
			Section Total	526,285	506,452	583,105	583,105	566,598
01150013	EST Data Analytics	52196	Server Support	1,650	2,000	2,000	2,000	2,000
01150013	EST Data Analytics	52302	Training/Travel/Mtgs - Per Diem	2,696	2,200	10,000	10,000	10,000
01150013	EST Data Analytics	52303	Meals/Food/Refreshments	15	601	1,000	1,000	1,000
01150013	EST Data Analytics	52304	Training/Mtgs - Registration	9,978	9,148	10,000	10,000	10,000
01150013	EST Data Analytics	52306	Training/Travel - Airline	3,251	2,825	3,500	3,500	3,500
01150013	EST Data Analytics	52308	Training/Travel - Mileage	276	97	300	300	300
01150013	EST Data Analytics	52310	Training/Travel - Parking	189	289	300	300	300

ORG	ORG DESCRIPTION	OBJ	DESCRIPTION	2015	2016	2017	2017	2018
				ACTUAL	ACTUAL	ORIGINAL BUDGET	REVISED BUDGET	BUDGET
01150013	EST Data Analytics	52312	Training/Travel - Taxi	146	171	200	200	200
01150013	EST Data Analytics	52316	Training/Travel - Lodging	10,153	10,516	11,000	11,000	11,000
01150013	EST Data Analytics	52320	Training/Mtgs - Hosted by City	69	0	200	200	200
01150013	EST Data Analytics	52322	Training - Materials	0	1,279	0	0	0
01150013	EST Data Analytics	52324	Mileage - Other	0	31	0	0	0
01150013	EST Data Analytics	52444	Maint Agrmnt - PC Software	35,919	37,206	50,000	50,000	50,000
01150013	EST Data Analytics	52446	Maint Agrmnt - Server Software	126,198	132,707	130,000	130,000	130,000
01150013	EST Data Analytics	52454	Maint Agrmnt - Other Software	13,825	38,976	17,000	17,000	17,000
01150013	EST Data Analytics	52810	Copying/Printings Services	47	0	0	0	0
01150013	EST Data Analytics	52820	Dues/Memberships	423	398	0	0	0
			Section Total	204,835	238,444	235,500	235,500	235,500
01150013	EST Data Analytics	54208	Software - Server	11,560	2,960	12,000	12,000	12,000
01150013	EST Data Analytics	54425	Furniture	0	2,029	0	0	0
			Section Total	11,560	4,989	12,000	12,000	12,000
01150014	EST Infrastructure	51100	Regular Salary/Wages	222,290	166,573	200,442	200,442	161,563
01150014	EST Infrastructure	51120	Allowances	5,601	4,029	5,538	5,538	3,588
01150014	EST Infrastructure	51505	FICA/OADSI	13,958	10,374	12,771	12,771	10,240
01150014	EST Infrastructure	51510	FICA/MD	3,264	2,426	2,987	2,987	2,394
01150014	EST Infrastructure	51515	Employers KPERs	23,777	15,982	19,486	19,486	17,159
01150014	EST Infrastructure	51530	Pension Plan	15,097	13,631	15,861	15,861	11,048
01150014	EST Infrastructure	51540	Workers Compensation	1,028	548	494	494	396
01150014	EST Infrastructure	51545	Unemployment	1,068	512	1,002	1,002	404
01150014	EST Infrastructure	51550	Health Insurance	23,917	21,967	43,500	43,500	24,000
01150014	EST Infrastructure	51555	Short Term Disability	71	54	93	93	62
01150014	EST Infrastructure	51565	Life Insurance	550	411	494	494	396
01150014	EST Infrastructure	51570	Employee Assistance Program	79	57	83	83	55
01150014	EST Infrastructure	51575	Other Benefits	182	0	0	0	0
			Section Total	310,882	236,562	302,751	302,751	231,305
01150014	EST Infrastructure	52178	Temporary Agencies	57,725	6,305	50,000	50,000	50,000
01150014	EST Infrastructure	52190	LAN Support	49,048	0	50,000	100,000	50,000
01150014	EST Infrastructure	52196	Server Support	47,384	27,163	50,000	50,000	50,000
01150014	EST Infrastructure	52302	Training/Travel/Mtgs - Per Diem	1,937	747	3,000	3,000	3,000
01150014	EST Infrastructure	52304	Training/Mtgs - Registration	3,585	4,240	6,000	6,000	6,000
01150014	EST Infrastructure	52306	Training/Travel - Airline	2,316	1,284	2,500	2,500	2,500
01150014	EST Infrastructure	52308	Training/Travel - Mileage	173	32	200	200	200
01150014	EST Infrastructure	52310	Training/Travel - Parking	264	83	300	300	300
01150014	EST Infrastructure	52312	Training/Travel - Taxi	541	97	550	550	550
01150014	EST Infrastructure	52316	Training/Travel - Lodging	9,079	2,849	10,000	10,000	10,000
01150014	EST Infrastructure	52322	Training - Materials	0	29,539	10,000	10,000	10,000
01150014	EST Infrastructure	52440	Maint Agrmnt - LAN Software	80,827	116,420	120,000	120,000	120,000
01150014	EST Infrastructure	52446	Maint Agrmnt - Server Software	50,846	53,626	60,000	60,000	60,000
01150014	EST Infrastructure	52448	Maint Agrmnt - Servers	68,111	38,377	70,000	70,000	70,000
01150014	EST Infrastructure	52454	Maint Agrmnt - Other Software	0	750	1,000	1,000	1,000
01150014	EST Infrastructure	52552	Domain Fee	770	1,193	1,000	1,000	1,000
01150014	EST Infrastructure	52559	Data Wiring	17,755	9,260	17,000	17,000	17,000
01150014	EST Infrastructure	52561	Telephone Wiring	1,612	0	2,000	2,000	2,000
01150014	EST Infrastructure	52562	Cloud Storage	65	171	200	200	200
01150014	EST Infrastructure	52564	LAN Service	0	1,874	1,000	1,000	1,000
01150014	EST Infrastructure	52720	Repair/Maint - Servers	769	0	1,000	1,000	1,000
01150014	EST Infrastructure	52820	Dues/Memberships	99	180	200	200	200
			Section Total	392,906	294,191	455,950	505,950	455,950
01150014	EST Infrastructure	54150	Equipment - Computer	6,271	570	7,000	7,000	7,000
01150014	EST Infrastructure	54152	Equipment - LAN	47,742	28,338	50,000	50,000	55,000
01150014	EST Infrastructure	54154	Equipment - Portable Device	8,907	220	10,000	10,000	10,000
01150014	EST Infrastructure	54158	Equipment - Server	2,192	8,100	5,000	5,000	5,000
01150014	EST Infrastructure	54208	Software - Server	29,326	14,576	30,000	30,000	30,000
01150014	EST Infrastructure	54212	Software - Personal Computer	112	3,310	16,000	16,000	16,000
01150014	EST Infrastructure	54310	Supplies - Computer	8	0	100	100	100
01150014	EST Infrastructure	54340	Supplies - Operational	100	0	200	200	200
			Section Total	94,658	55,114	118,300	118,300	123,300
01150014	EST Infrastructure	55140	Equipment - LAN	0	0	5,000	387,215	0
01150014	EST Infrastructure	55155	Equipment - Server	271,562	79,199	148,400	148,400	148,400
01150014	EST Infrastructure	55220	Software - Server	35,101	69,567	50,000	50,000	50,000
			Section Total	306,663	148,766	203,400	585,615	198,400
Department Total				3,206,981	2,964,194	3,478,409	3,910,624	3,562,632

ORG	ORG DESCRIPTION	OBJ	DESCRIPTION	2015	2016	2017	2017	2018
				ACTUAL	ACTUAL	ORIGINAL BUDGET	REVISED BUDGET	BUDGET
01180000	Legal	51100	Regular Salary/Wages	433,536	519,673	529,051	529,051	593,774
01180000	Legal	51110	Overtime/Shift/Hazard	376	635	0	0	0
01180000	Legal	51120	Allowances	11,635	12,102	12,056	12,056	12,056
01180000	Legal	51505	FICA/OADSI	24,299	29,824	33,549	33,549	37,561
01180000	Legal	51510	FICA/MD	6,148	7,554	7,845	7,845	8,783
01180000	Legal	51515	Employers KPERS	46,413	49,932	51,189	51,189	62,947
01180000	Legal	51530	Pension Plan	33,616	36,901	40,310	40,310	34,317
01180000	Legal	51540	Workers Compensation	1,978	1,649	1,263	1,263	1,414
01180000	Legal	51545	Unemployment	2,079	1,599	2,644	2,644	1,483
01180000	Legal	51550	Health Insurance	68,183	58,959	79,750	79,750	66,000
01180000	Legal	51555	Short Term Disability	129	142	171	171	171
01180000	Legal	51565	Life Insurance	934	1,091	1,107	1,107	1,231
01180000	Legal	51570	Employee Assistance Program	130	169	179	179	179
01180000	Legal	51575	Other Benefits	51	112	0	0	0
			Section Total	629,507	720,342	759,114	759,114	819,915
01180000	Legal	52106	Appraisal Services	0	3,500	3,250	3,250	3,250
01180000	Legal	52111	Bond Counsel	0	0	3,265	3,265	3,265
01180000	Legal	52138	Insurance Services	2,688	0	19,000	19,000	7,000
01180000	Legal	52150	Legal Services	0	3,888	4,000	9,112	14,000
01180000	Legal	52156	Offsite Storage	396	811	1,850	1,850	1,850
01180000	Legal	52159	Other Professional Services	12,590	12,000	1,250	1,250	3,250
01180000	Legal	52300	Training/Travel/Meetings	30	0	1,450	1,450	1,450
01180000	Legal	52302	Training/Travel/Mtgs - Per Diem	1,261	1,964	2,000	2,000	2,500
01180000	Legal	52303	Meals/Food/Refreshments	423	479	711	711	711
01180000	Legal	52304	Training/Mtgs - Registration	6,304	8,263	6,900	6,900	8,450
01180000	Legal	52306	Training/Travel - Airline	1,344	2,388	2,500	2,500	3,200
01180000	Legal	52308	Training/Travel - Mileage	0	0	1,728	1,728	1,728
01180000	Legal	52310	Training/Travel - Parking	136	180	250	250	250
01180000	Legal	52312	Training/Travel - Taxi	166	313	200	200	350
01180000	Legal	52314	Training/Travel - Tolls	20	12	200	200	200
01180000	Legal	52316	Training/Travel - Lodging	3,930	6,738	5,950	5,950	7,050
01180000	Legal	52318	Training/Travel - Rental Car	0	0	265	265	265
01180000	Legal	52320	Training/Mtgs - Hosted by City	110	399	500	500	500
01180000	Legal	52322	Training - Materials	47	0	150	150	150
01180000	Legal	52324	Mileage - Other	0	6	0	0	0
01180000	Legal	52530	Telephone	0	0	100	100	100
01180000	Legal	52718	Repair/Maint - PC & Printers	0	0	324	324	324
01180000	Legal	52800	Advertising/Publications	486	89	940	940	440
01180000	Legal	52810	Copying/Printings Services	846	812	1,256	1,256	1,006
01180000	Legal	52815	Court/Recording Fees	536	869	721	721	921
01180000	Legal	52820	Dues/Memberships	5,003	5,814	5,650	5,650	6,100
01180000	Legal	52830	Insurance - Property & Liability	404,147	310,062	483,336	483,336	498,586
01180000	Legal	52840	Licenses/Certifications	45	0	4,000	4,000	4,000
01180000	Legal	52850	Postage/Shipping	26	56	516	516	516
01180000	Legal	52857	Litigation	0	0	3,300	3,300	3,300
01180000	Legal	52870	Subscriptions	15,879	16,365	18,967	18,967	18,967
			Section Total	456,413	375,009	574,529	579,641	593,679
01180000	Legal	54100	Equipment (commodities)	0	0	2,401	2,401	2,401
01180000	Legal	54150	Equipment - Computer	0	0	1,316	1,316	1,316
01180000	Legal	54336	Supplies - Office	1,039	1,371	4,754	4,754	4,754
01180000	Legal	54342	Supplies - Other/misc	121	237	250	250	250
01180000	Legal	54405	Books/Videos	40	0	1,416	1,416	1,416
			Section Total	1,200	1,608	10,137	10,137	10,137
01181000	Prosecution	51100	Regular Salary/Wages	145,919	146,880	151,637	151,637	162,214
01181000	Prosecution	51120	Allowances	1,827	1,827	1,820	1,820	1,820
01181000	Prosecution	51505	FICA/OADSI	8,631	8,762	9,515	9,515	10,170
01181000	Prosecution	51510	FICA/MD	2,019	2,049	2,225	2,225	2,378
01181000	Prosecution	51515	Employers KPERS	15,284	13,852	14,518	14,518	17,043
01181000	Prosecution	51530	Pension Plan	12,870	12,117	11,113	11,113	7,987
01181000	Prosecution	51540	Workers Compensation	887	463	360	360	385
01181000	Prosecution	51545	Unemployment	692	435	758	758	406
01181000	Prosecution	51550	Health Insurance	24,436	28,084	29,000	29,000	24,000
01181000	Prosecution	51555	Short Term Disability	60	47	62	62	62
01181000	Prosecution	51565	Life Insurance	269	265	269	269	287
01181000	Prosecution	51570	Employee Assistance Program	62	76	83	83	83
01181000	Prosecution	51575	Other Benefits	76	25	0	0	0
			Section Total	213,032	214,884	221,360	221,360	226,834

ORG	ORG DESCRIPTION	OBJ	DESCRIPTION	2015	2016	2017	2017	2018
				ACTUAL	ACTUAL	ORIGINAL BUDGET	REVISED BUDGET	BUDGET
01181000	Prosecution	52150	Legal Services	0	0	2,600	2,600	2,000
01181000	Prosecution	52300	Training/Travel/Meetings	0	0	0	0	600
01181000	Prosecution	52302	Training/Travel/Mtgs - Per Diem	915	457	1,325	1,325	825
01181000	Prosecution	52303	Meals/Food/Refreshments	0	13	200	200	200
01181000	Prosecution	52304	Training/Mtgs - Registration	1,395	1,620	2,100	2,100	1,950
01181000	Prosecution	52306	Training/Travel - Airline	523	442	1,800	1,800	1,650
01181000	Prosecution	52308	Training/Travel - Mileage	94	197	1,760	1,760	1,760
01181000	Prosecution	52310	Training/Travel - Parking	24	0	200	200	200
01181000	Prosecution	52312	Training/Travel - Taxi	38	22	100	100	100
01181000	Prosecution	52314	Training/Travel - Tolls	14	8	100	100	100
01181000	Prosecution	52316	Training/Travel - Lodging	1,730	1,076	2,650	2,650	1,650
01181000	Prosecution	52318	Training/Travel - Rental Car	0	0	220	220	220
01181000	Prosecution	52800	Advertising/Publications	352	71	450	450	350
01181000	Prosecution	52810	Copying/Printings Services	36	0	286	286	286
01181000	Prosecution	52815	Court/Recording Fees	0	162	108	108	208
01181000	Prosecution	52820	Dues/Memberships	773	1,060	2,250	2,250	1,940
01181000	Prosecution	52840	Licenses/Certifications	75	0	494	494	494
01181000	Prosecution	52850	Postage/Shipping	30	0	108	108	108
01181000	Prosecution	52870	Subscriptions	207	40	1,400	1,400	650
			Section Total	6,206	5,167	18,151	18,151	15,291
01181000	Prosecution	54100	Equipment (commodities)	0	0	271	271	271
01181000	Prosecution	54150	Equipment - Computer	97	0	540	540	400
01181000	Prosecution	54336	Supplies - Office	57	24	948	948	448
01181000	Prosecution	54342	Supplies - Other/misc	0	52	0	0	0
01181000	Prosecution	54405	Books/Videos	0	0	580	580	180
			Section Total	154	76	2,339	2,339	1,299
Department Total				1,306,512	1,317,087	1,585,630	1,590,742	1,667,155
01200000	CD Administration	51100	Regular Salary/Wages	598,219	601,730	609,783	609,783	731,133
01200000	CD Administration	51110	Overtime/Shift/Hazard	11,059	6,424	13,562	13,562	13,562
01200000	CD Administration	51120	Allowances	11,884	11,884	11,838	11,838	11,216
01200000	CD Administration	51505	FICA/OADSI	35,273	34,954	39,383	39,383	46,867
01200000	CD Administration	51510	FICA/MD	8,620	8,551	9,209	9,209	10,960
01200000	CD Administration	51515	Employers KPERs	62,742	56,525	58,647	58,647	76,873
01200000	CD Administration	51520	Employers KPERs W@R	2,386	2,612	2,313	2,313	2,436
01200000	CD Administration	51530	Pension Plan	45,422	43,611	48,650	48,650	49,499
01200000	CD Administration	51540	Workers Compensation	3,100	1,978	1,524	1,524	1,814
01200000	CD Administration	51545	Unemployment	2,933	1,814	3,116	3,116	1,826
01200000	CD Administration	51550	Health Insurance	117,358	127,315	134,850	134,850	135,600
01200000	CD Administration	51555	Short Term Disability	265	250	288	288	350
01200000	CD Administration	51565	Life Insurance	1,501	1,441	1,489	1,489	1,777
01200000	CD Administration	51570	Employee Assistance Program	263	268	283	283	325
01200000	CD Administration	51575	Other Benefits	101	430	0	0	0
			Section Total	901,126	899,788	934,935	934,935	1,084,238
01200000	CD Administration	52100	Services	0	0	190,000	190,000	185,250
01200000	CD Administration	52140	Interpreter Services	39	0	0	0	0
01200000	CD Administration	52156	Offsite Storage	5,528	5,282	5,750	5,750	5,750
01200000	CD Administration	52159	Other Professional Services	164,861	4,148	0	0	0
01200000	CD Administration	52178	Temporary Agencies	0	1,795	0	0	0
01200000	CD Administration	52300	Training/Travel/Meetings	33	22	14,000	14,000	14,000
01200000	CD Administration	52302	Training/Travel/Mtgs - Per Diem	1,115	1,003	0	0	0
01200000	CD Administration	52303	Meals/Food/Refreshments	1,183	3,814	0	0	0
01200000	CD Administration	52304	Training/Mtgs - Registration	2,546	4,259	0	0	0
01200000	CD Administration	52306	Training/Travel - Airline	2,540	578	0	0	0
01200000	CD Administration	52310	Training/Travel - Parking	80	97	0	0	0
01200000	CD Administration	52312	Training/Travel - Taxi	92	79	0	0	0
01200000	CD Administration	52314	Training/Travel - Tolls	30	34	0	0	0
01200000	CD Administration	52316	Training/Travel - Lodging	3,992	2,597	0	0	0
01200000	CD Administration	52318	Training/Travel - Rental Car	196	0	0	0	0
01200000	CD Administration	52320	Training/Mtgs - Hosted by City	151	622	0	0	0
01200000	CD Administration	52800	Advertising/Publications	0	-36	0	0	0
01200000	CD Administration	52810	Copying/Printings Services	2,143	1,164	2,250	2,250	2,250
01200000	CD Administration	52815	Court/Recording Fees	28	74	0	0	0
01200000	CD Administration	52820	Dues/Memberships	2,194	1,378	2,250	2,250	2,250
01200000	CD Administration	52825	Association Dues	230	379	0	0	0
01200000	CD Administration	52840	Licenses/Certifications	175	505	250	250	250
01200000	CD Administration	52850	Postage/Shipping	20	0	0	0	0

ORG	ORG DESCRIPTION	OBJ	DESCRIPTION	2015	2016	2017	2017	2018
				ACTUAL	ACTUAL	ORIGINAL BUDGET	REVISED BUDGET	BUDGET
01200000	CD Administration	52870	Subscriptions	372	159	500	500	500
			Section Total	187,548	27,952	215,000	215,000	210,250
01200000	CD Administration	54212	Software - Personal Computer	518	0	550	550	550
01200000	CD Administration	54300	Supplies	420	0	5,775	5,775	5,775
01200000	CD Administration	54330	Supplies - Medical (disposable)	354	639	0	0	0
01200000	CD Administration	54336	Supplies - Office	3,071	1,774	0	0	0
01200000	CD Administration	54432	Recognition	91	561	500	500	500
			Section Total	4,454	2,975	6,825	6,825	6,825
01200000	CD Administration	55315	Furniture	375	0	0	0	0
			Section Total	375	0	0	0	0
01201000	Community Standards	51100	Regular Salary/Wages	150,578	155,474	173,351	173,351	185,216
01201000	Community Standards	51110	Overtime/Shift/Hazard	22	0	0	0	0
01201000	Community Standards	51120	Allowances	914	1,316	1,313	1,313	1,820
01201000	Community Standards	51505	FICA/OADSI	8,902	9,175	10,829	10,829	11,597
01201000	Community Standards	51510	FICA/MD	2,082	2,146	2,533	2,533	2,712
01201000	Community Standards	51515	Employers KPERS	14,981	13,912	14,249	14,249	16,886
01201000	Community Standards	51530	Pension Plan	11,702	10,987	11,597	11,597	10,872
01201000	Community Standards	51540	Workers Compensation	1,889	2,447	419	419	2,939
01201000	Community Standards	51545	Unemployment	718	455	866	866	463
01201000	Community Standards	51550	Health Insurance	49,903	53,256	43,500	43,500	36,000
01201000	Community Standards	51555	Short Term Disability	76	71	93	93	93
01201000	Community Standards	51565	Life Insurance	363	355	361	361	389
01201000	Community Standards	51570	Employee Assistance Program	83	78	83	83	110
01201000	Community Standards	51575	Other Benefits	0	38	0	0	0
			Section Total	242,213	249,710	259,194	259,194	269,097
01201000	Community Standards	52154	Mowing (Weeds)	8,041	7,365	12,000	12,000	12,000
01201000	Community Standards	52155	Mowing (Nuisance)	3,399	9,678	12,000	12,000	12,000
01201000	Community Standards	52300	Training/Travel/Meetings	722	0	2,050	2,050	2,050
01201000	Community Standards	52303	Meals/Food/Refreshments	0	10	0	0	0
01201000	Community Standards	52304	Training/Mtgs - Registration	125	0	0	0	0
01201000	Community Standards	52302	Training/Travel/Mtgs - Per Diem	115	0	0	0	0
01201000	Community Standards	52306	Training/Travel - Airline	262	0	0	0	0
01201000	Community Standards	52320	Training/Mtgs - Hosted by City	144	14	0	0	0
01201000	Community Standards	52800	Advertising/Publications	1,363	0	1,500	1,500	1,500
01201000	Community Standards	52810	Copying/Printings Services	46	0	250	250	250
			Section Total	14,217	17,068	27,800	27,800	27,800
01201000	Community Standards	54110	Equipment - Other Minor	110	0	150	150	150
01201000	Community Standards	54300	Supplies	17	0	250	250	250
01201000	Community Standards	54442	Uniforms	490	318	750	750	750
			Section Total	617	318	1,150	1,150	1,150
01202000	Building Inspection	51100	Regular Salary/Wages	348,455	354,743	455,285	455,285	456,083
01202000	Building Inspection	51110	Overtime/Shift/Hazard	7,174	8,622	0	0	0
01202000	Building Inspection	51120	Allowances	0	956	910	910	910
01202000	Building Inspection	51505	FICA/OADSI	21,240	21,480	28,284	28,284	28,334
01202000	Building Inspection	51510	FICA/MD	4,967	5,024	6,615	6,615	6,627
01202000	Building Inspection	51515	Employers KPERS	37,032	33,592	40,117	40,117	44,149
01202000	Building Inspection	51530	Pension Plan	28,249	26,107	32,652	32,652	28,426
01202000	Building Inspection	51540	Workers Compensation	26,840	13,029	14,941	14,941	13,139
01202000	Building Inspection	51545	Unemployment	1,667	1,058	2,277	2,277	1,140
01202000	Building Inspection	51550	Health Insurance	73,510	80,072	101,500	101,500	84,000
01202000	Building Inspection	51555	Short Term Disability	137	137	217	217	217
01202000	Building Inspection	51565	Life Insurance	872	856	1,017	1,017	1,021
01202000	Building Inspection	51570	Employee Assistance Program	150	151	193	193	220
			Section Total	550,293	545,827	684,008	684,008	664,266
01202000	Building Inspection	52100	Services	0	0	1,000	1,000	1,000
01202000	Building Inspection	52159	Other Professional Services	300	143	0	0	0
01202000	Building Inspection	52300	Training/Travel/Meetings	0	0	4,000	4,000	8,000
01202000	Building Inspection	52302	Training/Travel/Mtgs - Per Diem	559	0	0	0	0
01202000	Building Inspection	52303	Meals/Food/Refreshments	138	375	0	0	0
01202000	Building Inspection	52304	Training/Mtgs - Registration	99	235	0	0	0
01202000	Building Inspection	52306	Training/Travel - Airline	328	0	0	0	0
01202000	Building Inspection	52310	Training/Travel - Parking	0	26	0	0	0
01202000	Building Inspection	52312	Training/Travel - Taxi	96	0	0	0	0
01202000	Building Inspection	52314	Training/Travel - Tolls	0	6	0	0	0

ORG	ORG DESCRIPTION	OBJ	DESCRIPTION	2015	2016	2017	2017	2018
				ACTUAL	ACTUAL	ORIGINAL BUDGET	REVISED BUDGET	BUDGET
01202000	Building Inspection	52316	Training/Travel - Lodging	1,834	0	0	0	0
01202000	Building Inspection	52322	Training - materials	75	133	0	0	0
01202000	Building Inspection	52700	Repair/Maintenance	0	0	500	500	500
01202000	Building Inspection	52810	Copying/Printings Services	83	419	250	250	250
01202000	Building Inspection	52820	Dues/Memberships	432	445	500	500	1,000
01202000	Building Inspection	52840	Licenses/Certifications	613	618	1,000	1,000	1,500
			Section Total	4,557	2,399	7,250	7,250	12,250
01202000	Building Inspection	54300	Supplies	127	28	250	250	250
01202000	Building Inspection	54320	Supplies - Field	46	241	0	0	0
01202000	Building Inspection	54336	Supplies - Office	0	72	0	0	0
01202000	Building Inspection	54405	Books/Videos	112	248	1,500	1,500	6,000
01202000	Building Inspection	54442	Uniforms	1,286	951	3,000	3,000	3,000
01202000	Building Inspection	54444	Uniforms - Boots	476	451	0	0	0
			Section Total	2,047	1,992	4,750	4,750	9,250
01203000	Land Use	51100	Regular Salary/Wages	341,672	384,644	373,369	373,369	370,853
01203000	Land Use	51110	Overtime/Shift/Hazard	241	0	0	0	0
01203000	Land Use	51120	Allowances	914	896	910	910	0
01203000	Land Use	51505	FICA/OADSI	20,515	22,834	23,204	23,204	22,992
01203000	Land Use	51510	FICA/MD	4,798	5,340	5,427	5,427	5,377
01203000	Land Use	51515	Employers KPERS	35,333	35,873	35,408	35,408	38,531
01203000	Land Use	51530	Pension Plan	25,466	25,102	28,819	28,819	24,810
01203000	Land Use	51540	Workers Compensation	1,549	1,231	898	898	890
01203000	Land Use	51545	Unemployment	1,627	1,126	1,867	1,867	927
01203000	Land Use	51550	Health Insurance	72,391	91,685	72,500	72,500	60,000
01203000	Land Use	51555	Short Term Disability	122	119	155	155	155
01203000	Land Use	51565	Life Insurance	842	916	898	898	889
01203000	Land Use	51570	Employee Assistance Program	134	130	138	138	138
01203000	Land Use	51575	Other Benefits	76	50	0	0	0
			Section Total	505,680	569,947	543,593	543,593	525,561
01203000	Land Use	52100	Services	558	0	1,000	12,750	1,000
01203000	Land Use	52300	Training/Travel/Meetings	32	0	14,000	14,000	12,000
01203000	Land Use	52302	Training/Travel/Mtgs - Per Diem	1,369	798	0	0	0
01203000	Land Use	52303	Meals/Food/Refreshments	668	772	0	0	0
01203000	Land Use	52304	Training/Mtgs - Registration	4,450	2,275	0	0	0
01203000	Land Use	52306	Training/Travel - Airline	1,487	1,058	0	0	0
01203000	Land Use	52310	Training/Travel - Parking	86	92	0	0	0
01203000	Land Use	52312	Training/Travel - Taxi	43	78	0	0	0
01203000	Land Use	52316	Training/Travel - Lodging	4,231	3,170	0	0	0
01203000	Land Use	52800	Advertising/Publications	0	43	0	0	0
01203000	Land Use	52810	Copying/Printings Services	605	36	750	750	750
01203000	Land Use	52820	Dues/Memberships	2,265	4,145	2,500	2,500	5,000
01203000	Land Use	52825	Association Dues	50	30	0	0	0
01203000	Land Use	52855	Public Notices	1,205	1,212	1,500	1,500	1,500
01203000	Land Use	52870	Subscriptions	1,193	396	1,500	1,500	1,000
			Section Total	18,242	14,105	21,250	33,000	21,250
01203000	Land Use	54336	Supplies - Office	64	0	1,000	1,000	1,000
01203000	Land Use	54405	Books/Videos	60	0	0	0	0
01203000	Land Use	54432	Recognition	0	186	0	0	0
01203000	Land Use	54442	Uniforms	35	172	250	250	250
			Section Total	159	358	1,250	1,250	1,250
01204000	Engineering	51100	Regular Salary/Wages	795,152	802,303	923,507	923,507	977,697
01204000	Engineering	51110	Overtime/Shift/Hazard	10,545	10,079	0	0	0
01204000	Engineering	51120	Allowances	1,938	1,935	2,838	2,838	1,928
01204000	Engineering	51505	FICA/OADSI	47,963	47,788	57,433	57,433	60,735
01204000	Engineering	51510	FICA/MD	11,217	11,176	13,434	13,434	14,203
01204000	Engineering	51515	Employers KPERS	83,541	76,569	84,592	84,592	99,038
01204000	Engineering	51530	Pension Plan	62,547	60,134	70,782	70,782	63,771
01204000	Engineering	51540	Workers Compensation	33,385	21,553	20,000	20,000	20,908
01204000	Engineering	51545	Unemployment	3,817	2,363	4,619	4,619	2,445
01204000	Engineering	51550	Health Insurance	180,594	193,841	203,000	203,000	156,000
01204000	Engineering	51555	Short Term Disability	289	272	403	403	403
01204000	Engineering	51565	Life Insurance	1,988	1,947	2,147	2,147	2,288
01204000	Engineering	51570	Employee Assistance Program	315	299	385	385	385
01204000	Engineering	51575	Other Benefits	0	493	0	0	0
			Section Total	1,233,291	1,230,753	1,383,140	1,383,140	1,399,801

ORG	ORG DESCRIPTION	OBJ	DESCRIPTION	2015	2016	2017	2017	2018
				ACTUAL	ACTUAL	ORIGINAL BUDGET	REVISED BUDGET	BUDGET
01204000	Engineering	52100	Services	25,150	35,594	45,000	45,000	41,000
01204000	Engineering	52159	Other Professional Services	18,376	137,664	0	0	0
01204000	Engineering	52300	Training/Travel/Meetings	25	56	17,500	17,500	17,500
01204000	Engineering	52302	Training/Travel/Mtgs - Per Diem	2,632	2,412	0	0	0
01204000	Engineering	52303	Meals/Food/Refreshments	499	1,053	0	0	0
01204000	Engineering	52304	Training/Mtgs - Registration	4,750	10,529	0	0	0
01204000	Engineering	52306	Training/Travel - Airline	1,886	3,213	0	0	0
01204000	Engineering	52310	Training/Travel - Parking	150	127	0	0	0
01204000	Engineering	52312	Training/Travel - Taxi	195	197	0	0	0
01204000	Engineering	52314	Training/Travel - Tolls	307	387	0	0	0
01204000	Engineering	52316	Training/Travel - Lodging	5,806	6,343	0	0	0
01204000	Engineering	52320	Training/Mtgs - Hosted by City	22	174	0	0	0
01204000	Engineering	52322	Training - materials	0	29	0	0	0
01204000	Engineering	52324	Mileage - Other	27	51	0	0	0
01204000	Engineering	52624	Rents - Equipment	50	0	100	100	100
01204000	Engineering	52800	Advertising/Publications	33	77	100	100	100
01204000	Engineering	52810	Copying/Printings Services	1,979	216	2,250	2,250	1,500
01204000	Engineering	52815	Court/Recording Fees	60	0	0	0	0
01204000	Engineering	52820	Dues/Memberships	3,321	3,297	3,500	3,500	3,500
01204000	Engineering	52840	Licenses/Certifications	486	72	500	500	500
01204000	Engineering	52870	Subscriptions	10	0	0	0	0
			Section Total	65,764	201,492	68,950	68,950	64,200
01204000	Engineering	54102	Equipment - Audio & Video	75	0	100	100	100
01204000	Engineering	54106	Equipment - Field	484	4,189	500	500	500
01204000	Engineering	54110	Equipment - Other Minor	285	70	500	500	500
01204000	Engineering	54150	Equipment - Computer	70	0	100	100	100
01204000	Engineering	54154	Equipment - Portable Device	68	0	100	100	100
01204000	Engineering	54200	Software	2,283	2,731	2,500	2,500	2,500
01204000	Engineering	54206	Software - Portable	11	0	50	50	50
01204000	Engineering	54300	Supplies	276	110	2,500	2,500	2,500
01204000	Engineering	54320	Supplies - Field	1,178	640	0	0	0
01204000	Engineering	54336	Supplies - Office	290	70	0	0	0
01204000	Engineering	54342	Supplies - Other/misc	79	3	0	0	0
01204000	Engineering	54434	Recognition - Events	152	0	250	250	250
01204000	Engineering	54442	Uniforms	2,132	979	3,000	3,000	3,000
01204000	Engineering	54444	Uniforms - Boots	150	526	0	0	0
01204000	Engineering	54448	Uniforms - Clothing	293	2,100	0	0	0
			Section Total	7,826	11,419	9,600	9,600	9,600
			Department Total	3,738,409	3,776,099	4,168,695	4,180,445	4,306,788
01300000	Fire Administration	51100	Regular Salary/Wages	344,666	246,437	284,084	284,084	417,143
01300000	Fire Administration	51120	Allowances	4,279	5,728	5,706	5,706	5,706
01300000	Fire Administration	51505	FICA/OADSI	20,546	14,213	17,966	17,966	26,216
01300000	Fire Administration	51510	FICA/MD	4,925	3,539	4,202	4,202	6,131
01300000	Fire Administration	51515	Employers KPERS	4,489	4,160	4,157	4,157	5,016
01300000	Fire Administration	51525	KP&F	65,337	42,503	46,784	46,784	75,251
01300000	Fire Administration	51530	Pension Plan	27,638	20,975	22,313	22,313	28,288
01300000	Fire Administration	51540	Workers Compensation	25,283	10,953	9,583	9,583	16,301
01300000	Fire Administration	51545	Unemployment	1,696	750	1,420	1,420	1,043
01300000	Fire Administration	51550	Health Insurance	51,643	41,717	43,500	43,500	48,000
01300000	Fire Administration	51555	Short Term Disability	86	63	93	93	124
01300000	Fire Administration	51565	Life Insurance	875	603	695	695	1,014
01300000	Fire Administration	51570	Employee Assistance Program	93	69	83	83	110
01300000	Fire Administration	51575	Other Benefits	76	299	0	0	0
			Section Total	551,632	392,009	440,586	440,586	630,343
01300000	Fire Administration	52100	Services	58,773	53,082	86,541	86,541	76,541
01300000	Fire Administration	52156	Offsite Storage	184	262	0	0	0
01300000	Fire Administration	52159	Other Professional Services	161	0	0	0	0
01300000	Fire Administration	52303	Meals/Food/Refreshments	4,162	1,871	1,000	1,000	1,000
01300000	Fire Administration	52547	Telecommunications	0	0	28,226	28,226	0
01300000	Fire Administration	52810	Copying/Printings Services	2,888	1,113	755	755	755
01300000	Fire Administration	52820	Dues/Memberships	10,774	15,923	15,000	15,000	15,000
01300000	Fire Administration	52850	Postage/Shipping	906	169	250	250	250
			Section Total	77,848	72,420	131,772	131,772	93,546
01300000	Fire Administration	54100	Equipment (commodities)	3,691	1,658	18,000	18,000	18,000
01300000	Fire Administration	54110	Equipment - Other Minor	330	773	0	0	0

ORG	ORG DESCRIPTION	OBJ	DESCRIPTION	2015	2016	2017	2017	2018
				ACTUAL	ACTUAL	ORIGINAL BUDGET	REVISED BUDGET	BUDGET
01300000	Fire Administration	54336	Supplies - Office	4,484	4,267	7,500	7,500	7,500
			Section Total	8,505	6,697	25,500	25,500	25,500
01300301	Fire Preparedness	54110	Equipment - Other Minor	562	1,311	2,000	2,000	2,000
			Section Total	562	1,311	2,000	2,000	2,000
01300302	Fire Occupational Safety	54100	Equipment (commodities)	2,000	2,382	2,500	2,500	2,500
			Section Total	2,000	2,382	2,500	2,500	2,500
01300303	Fire Prof. Development	51100	Regular Salary/Wages	0	341,908	347,315	347,315	369,379
01300303	Fire Prof. Development	51214	Overtime - Other	0	1,006	0	0	0
01300303	Fire Prof. Development	51218	Overtime - Program Mgmt	0	56	0	0	0
01300303	Fire Prof. Development	51505	FICA/OADSI	0	20,038	21,534	21,534	22,901
01300303	Fire Prof. Development	51510	FICA/MD	0	4,686	5,036	5,036	5,356
01300303	Fire Prof. Development	51525	KP&F	0	69,753	66,095	66,095	74,208
01300303	Fire Prof. Development	51530	Pension Plan	0	19,458	26,742	26,742	24,710
01300303	Fire Prof. Development	51540	Workers Compensation	0	17,245	13,389	13,389	14,240
01300303	Fire Prof. Development	51545	Unemployment	0	982	1,737	1,737	924
01300303	Fire Prof. Development	51550	Health Insurance	0	80,205	58,000	58,000	48,000
01300303	Fire Prof. Development	51555	Short Term Disability	0	95	124	124	124
01300303	Fire Prof. Development	51565	Life Insurance	0	805	833	833	887
01300303	Fire Prof. Development	51570	Employee Assistance Program	0	104	110	110	110
			Section Total	0	556,341	540,915	540,915	560,838
01300303	Fire Prof. Development	52300	Training/Travel/Meetings	71,752	95,038	85,000	85,000	103,226
01300303	Fire Prof. Development	52302	Training/Travel/Mtgs - Per Diem	325	0	0	0	0
01300303	Fire Prof. Development	52303	Meals/Food/Refreshments	248	0	0	0	0
			Section Total	72,325	95,038	85,000	85,000	103,226
01300303	Fire Prof. Development	54100	Equipment (commodities)	11,098	17,417	25,000	25,000	25,000
			Section Total	11,098	17,417	25,000	25,000	25,000
01301000	Fire Operations	51100	Regular Salary/Wages	4,540,290	4,608,438	4,632,552	4,632,552	5,046,897
01301000	Fire Operations	51110	Overtime/Shift/Hazard	209,429	109,632	232,253	232,253	232,253
01301000	Fire Operations	51115	Holiday	132,649	132,746	174,641	174,641	174,641
01301000	Fire Operations	51204	Overtime - Automatic	1,082	1,275	0	0	0
01301000	Fire Operations	51206	Overtime - Callback	900	2,793	0	0	0
01301000	Fire Operations	51210	Overtime - Investigation	1,841	210	0	0	0
01301000	Fire Operations	51214	Overtime - Other	8,603	12,261	0	0	0
01301000	Fire Operations	51216	Overtime - Premium Pay	44,757	49,052	0	0	0
01301000	Fire Operations	51218	Overtime - Program Mgmt	16,343	9,517	0	0	0
01301000	Fire Operations	51220	Overtime - Public Education	2,366	4,453	0	0	0
01301000	Fire Operations	51222	Overtime - Special Events	10,747	11,371	0	0	0
01301000	Fire Operations	51226	Overtime - Training	46,231	45,440	0	0	0
01301000	Fire Operations	51227	Overtime - Paramedic Coverage	0	1,756	0	0	0
01301000	Fire Operations	51505	FICA/OADSI	299,109	296,155	312,446	312,446	338,141
01301000	Fire Operations	51510	FICA/MD	69,953	69,262	73,074	73,074	79,087
01301000	Fire Operations	51525	KP&F	1,084,273	1,037,054	959,010	959,010	1,095,670
01301000	Fire Operations	51530	Pension Plan	386,987	372,094	388,042	388,042	364,849
01301000	Fire Operations	51540	Workers Compensation	360,275	259,533	194,271	194,271	210,244
01301000	Fire Operations	51545	Unemployment	23,983	14,689	25,200	25,200	12,618
01301000	Fire Operations	51550	Health Insurance	1,173,872	1,280,206	1,116,500	1,116,500	948,000
01301000	Fire Operations	51555	Short Term Disability	1,873	1,815	2,387	2,387	2,449
01301000	Fire Operations	51565	Life Insurance	12,707	12,119	12,092	12,092	13,091
01301000	Fire Operations	51570	Employee Assistance Program	2,047	1,992	2,118	2,118	2,173
01301000	Fire Operations	51575	Other Benefits	614	974	0	0	0
			Section Total	8,430,931	8,334,835	8,124,586	8,124,586	8,520,113
01301305	Fire Tech Rescue	54110	Equipment - Other Minor	10,130	10,604	12,500	12,500	12,500
			Section Total	10,130	10,604	12,500	12,500	12,500
01301306	Fire Haz Mat	54110	Equipment - Other Minor	0	0	1,000	1,000	1,000
			Section Total	0	0	1,000	1,000	1,000
01302000	Fire Planning	51100	Regular Salary/Wages	291,220	312,602	460,776	460,776	346,968
01302000	Fire Planning	51202	Overtime - Fire Inspection	93,488	95,579	96,699	96,699	120,000
01302000	Fire Planning	51505	FICA/OADSI	17,248	18,162	34,563	34,563	28,953
01302000	Fire Planning	51510	FICA/MD	4,034	4,378	8,082	8,082	6,771
01302000	Fire Planning	51515	Employers KPERS	37	3,235	2,248	2,248	3,893
01302000	Fire Planning	51525	KP&F	57,378	56,815	101,564	101,564	86,288
01302000	Fire Planning	51530	Pension Plan	24,371	25,396	42,521	42,521	28,734

ORG	ORG DESCRIPTION	OBJ	DESCRIPTION	2015	2016	2017	2017	2018
				ACTUAL	ACTUAL	ORIGINAL BUDGET	REVISED BUDGET	BUDGET
01302000	Fire Planning	51540	Workers Compensation	28,664	16,192	19,757	19,757	18,002
01302000	Fire Planning	51545	Unemployment	1,376	939	2,787	2,787	867
01302000	Fire Planning	51550	Health Insurance	48,360	48,647	87,000	87,000	48,000
01302000	Fire Planning	51555	Short Term Disability	74	64	186	186	124
01302000	Fire Planning	51565	Life Insurance	667	674	1,282	1,282	1,031
01302000	Fire Planning	51570	Employee Assistance Program	81	93	193	193	138
01302000	Fire Planning	51575	Other Benefits	0	56	0	0	0
			Section Total	566,998	582,832	857,658	857,658	689,769
01302310	Fire Prevention	54300	Supplies	121	2,152	2,000	2,000	2,000
			Section Total	121	2,152	2,000	2,000	2,000
01302311	Fire Investigation	54300	Supplies	413	2,198	2,000	2,000	2,000
			Section Total	413	2,198	2,000	2,000	2,000
01302312	Fire Education	54110	Equipment - Other Minor	1,375	2,103	5,000	5,000	5,000
01302312	Fire Education	54300	Supplies	781	832	2,000	2,000	2,000
			Section Total	2,156	2,935	7,000	7,000	7,000
01303314	Fire Logistics Vehicles	52706	Repair/Maint - Automotive	25,498	31,802	27,500	27,500	27,500
			Section Total	25,498	31,802	27,500	27,500	27,500
01303314	Fire Logistics Vehicles	54110	Equipment - Other Minor	0	15	0	0	0
01303314	Fire Logistics Vehicles	54342	Supplies - Other/misc	1,158	154	1,500	1,500	1,500
			Section Total	1,158	169	1,500	1,500	1,500
01303316	Fire Logistics Equipment	52100	Services	20	0	5,000	5,000	5,000
01303316	Fire Logistics Equipment	52148	Laundry/Sanitation Services	7,488	5,387	15,000	15,000	15,000
01303316	Fire Logistics Equipment	52704	Repair/Maint - Equipment	29,787	15,596	27,500	27,500	27,500
			Section Total	37,295	20,983	47,500	47,500	47,500
01303316	Fire Logistics Equipment	54100	Equipment (commodities)	20	0	0	0	0
01303316	Fire Logistics Equipment	54110	Equipment - Other Minor	42,445	51,247	65,000	65,000	65,000
01303316	Fire Logistics Equipment	54330	Supplies - Medical (disposable)	353	2,280	0	0	0
01303316	Fire Logistics Equipment	54332	Supplies - Medical (durable)	1,470	9,350	0	0	0
01303316	Fire Logistics Equipment	54442	Uniforms	140,733	123,097	115,000	115,000	130,000
			Section Total	185,021	185,974	180,000	180,000	195,000
01303316	Fire Logistics Equipment	55125	Equipment - Other Capital	0	0	0	0	60,000
			Section Total	0	0	0	0	60,000
01303318	EMS Training	54100	Equipment (commodities)	0	0	5,000	5,000	5,000
01303318	EMS Training	54330	Supplies - Medical (disposable)	0	0	6,000	6,000	6,000
01303318	EMS Training	54332	Supplies - Medical (durable)	0	0	6,000	6,000	16,000
			Section Total	0	0	17,000	17,000	27,000
01303500	Fire Logistics Facilities	52702	Repair/Maint - Facilities	6,157	11,263	23,650	23,650	23,650
			Section Total	6,157	11,263	23,650	23,650	23,650
01303500	Fire Logistics Facilities	54318	Supplies - Facilities	20,116	19,211	21,000	21,000	21,000
01303500	Fire Logistics Facilities	54425	Furniture	4,534	10,845	3,000	3,000	3,000
			Section Total	24,650	30,056	24,000	24,000	24,000
Department Total				10,014,498	10,359,417	10,581,167	10,581,167	11,083,485
01350000	Police Administration	51100	Regular Salary/Wages	2,099,288	2,398,241	2,555,686	2,555,686	2,814,722
01350000	Police Administration	51110	Overtime/Shift/Hazard	125,451	96,556	52,314	52,314	52,314
01350000	Police Administration	51115	Holiday	31,581	31,622	39,133	39,133	39,133
01350000	Police Administration	51120	Allowances	7,546	10,262	9,336	9,336	10,236
01350000	Police Administration	51505	FICA/OADSI	132,476	147,963	164,699	164,699	180,813
01350000	Police Administration	51510	FICA/MD	31,189	34,826	38,520	38,520	42,291
01350000	Police Administration	51515	Employers KPERS	191,063	182,596	189,763	189,763	232,053
01350000	Police Administration	51525	KP&F	84,340	120,236	123,791	123,791	137,212
01350000	Police Administration	51530	Pension Plan	171,653	178,654	204,216	204,216	194,466
01350000	Police Administration	51540	Workers Compensation	36,172	29,412	25,223	25,223	25,322
01350000	Police Administration	51545	Unemployment	10,661	7,366	13,236	13,236	7,036
01350000	Police Administration	51550	Health Insurance	527,682	628,911	681,500	681,500	588,000
01350000	Police Administration	51555	Short Term Disability	978	1,024	1,426	1,426	1,519
01350000	Police Administration	51565	Life Insurance	5,595	5,997	6,329	6,329	6,981
01350000	Police Administration	51570	Employee Assistance Program	1,084	1,147	1,293	1,293	1,375

ORG	ORG DESCRIPTION	OBJ	DESCRIPTION	2015	2016	2017	2017	2018
				ACTUAL	ACTUAL	ORIGINAL BUDGET	REVISED BUDGET	BUDGET
01350000	Police Administration	51575	Other Benefits	342	731	0	0	0
			Section Total	3,457,101	3,875,543	4,106,465	4,106,465	4,333,473
01350000	Police Administration	52100	Services	88,286	98,571	150,000	165,769	150,000
01350000	Police Administration	52148	Laundry/Sanitation Services	7,825	8,403	15,000	15,000	15,000
01350000	Police Administration	52156	Offsite Storage	555	1,131	0	0	0
01350000	Police Administration	52159	Other Professional Services	18,778	13,232	19,520	19,520	59,520
01350000	Police Administration	52168	Pre-employment Screenings	21,541	17,530	30,000	30,000	30,000
01350000	Police Administration	52172	Prisoner Boarding	50,330	81,875	115,000	115,000	115,000
01350000	Police Administration	52300	Training/Travel/Meetings	4,074	4,629	50,000	50,000	53,000
01350000	Police Administration	52302	Training/Travel/Mtgs - Per Diem	5,727	6,477	0	0	0
01350000	Police Administration	52303	Meals/Food/Refreshments	2,567	1,271	0	0	0
01350000	Police Administration	52304	Training/Mtgs - Registration	22,465	17,402	0	0	0
01350000	Police Administration	52306	Training/Travel - Airline	6,892	6,477	0	0	0
01350000	Police Administration	52308	Training/Travel - Mileage	204	943	0	0	0
01350000	Police Administration	52310	Training/Travel - Parking	79	69	0	0	0
01350000	Police Administration	52312	Training/Travel - Taxi	320	510	0	0	0
01350000	Police Administration	52314	Training/Travel - Tolls	95	77	0	0	0
01350000	Police Administration	52316	Training/Travel - Lodging	8,704	12,074	0	0	0
01350000	Police Administration	52318	Training/Travel - Rental Car	354	0	0	0	0
01350000	Police Administration	52322	Training - Materials	10	0	0	0	0
01350000	Police Administration	52324	Mileage - Other	270	278	0	0	0
01350000	Police Administration	52400	Maintenance Agreement	196,681	236,912	222,000	222,000	222,000
01350000	Police Administration	52500	Utility Service	73,517	44,191	43,208	43,208	43,208
01350000	Police Administration	52530	Telephone	0	0	16,000	16,000	16,000
01350000	Police Administration	52555	Video Transmission	25,027	23,707	50,000	50,000	100,000
01350000	Police Administration	52563	Computer/Data Processing	47,954	64,382	80,000	108,422	80,000
01350000	Police Administration	52622	Rents - Range	5,334	5,334	13,500	13,500	13,500
01350000	Police Administration	52700	Repair/Maintenance	20,556	18,338	40,745	40,745	40,745
01350000	Police Administration	52706	Repair/Maint - Automotive	11,903	12,738	34,255	34,255	34,255
01350000	Police Administration	52800	Advertising/Publications	1,456	99	2,500	2,500	2,500
01350000	Police Administration	52810	Copying/Printings Services	16,532	13,645	19,000	19,000	19,000
01350000	Police Administration	52820	Dues/Memberships	5,541	7,079	4,542	4,542	4,542
01350000	Police Administration	52850	Postage/Shipping	3,005	3,767	5,000	5,000	5,000
			Section Total	646,582	701,138	910,270	954,461	1,003,270
01350000	Police Administration	54100	Equipment (commodities)	65,906	59,779	112,000	121,821	65,000
01350000	Police Administration	54110	Equipment - Other Minor	28,875	19,700	30,000	30,000	30,000
01350000	Police Administration	54150	Equipment - Computer	31,832	55,060	60,000	60,000	60,000
01350000	Police Administration	54200	Software	1,485	9,115	5,000	5,000	5,000
01350000	Police Administration	54300	Supplies	21,999	29,655	35,000	35,000	35,000
01350000	Police Administration	54330	Supplies - Medical (disposable)	2,368	2,021	5,000	5,000	5,000
01350000	Police Administration	54336	Supplies - Office	17,068	19,931	35,000	35,000	35,000
01350000	Police Administration	54340	Supplies - Operational	2,151	2,129	4,000	4,000	4,000
01350000	Police Administration	54342	Supplies - Other/misc	3,678	0	0	0	0
01350000	Police Administration	54405	Books/Videos	0	0	2,000	2,000	2,000
01350000	Police Administration	54425	Furniture	13,410	6,872	10,000	10,000	10,000
01350000	Police Administration	54442	Uniforms	27,307	27,807	37,103	37,103	40,103
			Section Total	216,079	232,070	335,103	344,924	291,103
01350000	Police Administration	55105	Equipment - Audio & Video	602	0	0	0	0
01350000	Police Administration	55110	Equipment - Automotive	208	0	0	0	0
01350000	Police Administration	55135	Equipment - Computer	1,066	0	0	0	0
			Section Total	1,876	0	0	0	0
01350401	Police Towers	52100	Services	0	7,600	32,509	32,509	32,509
01350401	Police Towers	52159	Other Professional Services	2,334	5,943	5,940	5,940	5,940
01350401	Police Towers	52500	Utility Service	0	0	4,752	4,752	4,752
01350401	Police Towers	52700	Repair/Maintenance	0	0	3,780	3,780	3,780
			Section Total	2,334	13,543	46,981	46,981	46,981
01350401	Police Towers	54342	Supplies - Other/misc	0	0	7,020	7,020	7,020
			Section Total	0	0	7,020	7,020	7,020
01351000	Police Investigations	51100	Regular Salary/Wages	953,375	610,371	651,412	651,412	701,912
01351000	Police Investigations	51110	Overtime/Shift/Hazard	77,236	53,628	101,999	101,999	101,999
01351000	Police Investigations	51115	Holiday	333	0	0	0	0
01351000	Police Investigations	51120	Allowances	13,263	10,865	9,930	9,930	11,730
01351000	Police Investigations	51505	FICA/OADSI	61,876	40,160	47,326	47,326	50,570
01351000	Police Investigations	51510	FICA/MD	14,471	9,392	11,067	11,067	11,826
01351000	Police Investigations	51515	Employers KPERS	4,139	3,943	3,884	3,884	4,493

ORG	ORG DESCRIPTION	OBJ	DESCRIPTION	2015	2016	2017	2017	2018
				ACTUAL	ACTUAL	ORIGINAL BUDGET	REVISED BUDGET	BUDGET
01351000	Police Investigations	51525	KP&F	212,883	129,115	137,451	137,451	155,177
01351000	Police Investigations	51530	Pension Plan	80,257	57,011	58,777	58,777	54,566
01351000	Police Investigations	51540	Workers Compensation	39,944	17,575	14,996	14,996	16,034
01351000	Police Investigations	51545	Unemployment	4,949	2,009	3,767	3,767	1,756
01351000	Police Investigations	51550	Health Insurance	218,285	135,747	159,500	159,500	132,000
01351000	Police Investigations	51555	Short Term Disability	390	241	341	341	341
01351000	Police Investigations	51565	Life Insurance	2,592	1,622	1,833	1,833	1,957
01351000	Police Investigations	51570	Employee Assistance Program	420	265	303	303	303
01351000	Police Investigations	51575	Other Benefits	240	53	0	0	0
			Section Total	1,684,653	1,071,998	1,202,586	1,202,586	1,244,664
01351000	Police Investigations	52100	Services	0	0	2,052	2,052	2,052
01351000	Police Investigations	52159	Other Professional Services	1,546	2,285	7,798	7,798	7,798
01351000	Police Investigations	52300	Training/Travel/Meetings	81	0	24,484	24,484	24,484
01351000	Police Investigations	52302	Training/Travel - Per Diem	3,879	2,540	0	0	0
01351000	Police Investigations	52303	Meals/Food/Refreshments	118	382	0	0	0
01351000	Police Investigations	52304	Training/Mtgs - Registration	17,603	8,494	0	0	0
01351000	Police Investigations	52306	Training/Travel - Airline	2,765	2,274	0	0	0
01351000	Police Investigations	52308	Training/Travel - Mileage	244	895	0	0	0
01351000	Police Investigations	52310	Training/Travel - Parking	0	131	0	0	0
01351000	Police Investigations	52312	Training/Travel - Taxi	172	190	0	0	0
01351000	Police Investigations	52314	Training/Travel - Tolls	57	129	0	0	0
01351000	Police Investigations	52316	Training/Travel - Lodging	7,041	8,076	0	0	0
01351000	Police Investigations	52318	Training/Travel - Rental Car	264	0	0	0	0
01351000	Police Investigations	52322	Training - Materials	203	1,222	0	0	0
01351000	Police Investigations	52620	Rents/Leases	1,199	622	2,052	2,052	2,052
01351000	Police Investigations	52700	Repair/Maintenance	0	0	1,000	1,000	1,000
01351000	Police Investigations	52810	Copying/Printings Services	587	1,295	0	0	0
01351000	Police Investigations	52820	Dues/Memberships	964	1,269	1,898	1,898	1,898
			Section Total	36,723	29,805	39,284	39,284	39,284
01351000	Police Investigations	54110	Equipment - Other Minor	486	3,859	6,671	6,671	6,671
01351000	Police Investigations	54150	Equipment - Computer	1,877	0	0	0	0
01351000	Police Investigations	54336	Supplies - Office	53	222	0	0	0
01351000	Police Investigations	54342	Supplies - Other/misc	12,264	3,475	7,000	7,000	7,000
01351000	Police Investigations	54425	Furniture	0	0	4,000	4,000	4,000
01351000	Police Investigations	54442	Uniforms	397	3,673	3,694	3,694	3,694
			Section Total	15,077	11,229	21,365	21,365	21,365
01352000	Patrol Administration	51100	Regular Salary/Wages	3,964,852	4,465,709	4,516,050	4,516,050	4,973,385
01352000	Patrol Administration	51110	Overtime/Shift/Hazard	409,665	431,902	429,907	429,907	429,907
01352000	Patrol Administration	51115	Holiday	81,551	79,692	73,608	73,608	72,288
01352000	Patrol Administration	51120	Allowances	8,442	10,295	13,610	13,610	10,920
01352000	Patrol Administration	51505	FICA/OADSI	264,065	295,317	312,056	312,056	340,162
01352000	Patrol Administration	51510	FICA/MD	61,757	69,066	72,987	72,987	79,556
01352000	Patrol Administration	51515	Employers KPERS	29,308	22,388	22,674	22,674	26,420
01352000	Patrol Administration	51525	KP&F	890,551	965,016	910,389	910,389	1,049,139
01352000	Patrol Administration	51530	Pension Plan	340,002	356,172	386,059	386,059	363,068
01352000	Patrol Administration	51540	Workers Compensation	173,460	133,015	101,944	101,944	111,199
01352000	Patrol Administration	51545	Unemployment	21,112	14,660	25,100	25,100	12,437
01352000	Patrol Administration	51550	Health Insurance	888,181	1,020,593	1,145,500	1,145,500	960,000
01352000	Patrol Administration	51555	Short Term Disability	1,770	1,805	2,449	2,449	2,480
01352000	Patrol Administration	51565	Life Insurance	11,018	11,760	11,945	11,945	13,022
01352000	Patrol Administration	51570	Employee Assistance Program	1,943	2,001	2,228	2,228	2,255
01352000	Patrol Administration	51575	Other Benefits	1,740	558	0	0	0
			Section Total	7,149,417	7,879,950	8,026,506	8,026,506	8,446,238
01352000	Patrol Administration	52103	Animal Boarding	21,670	8,605	29,052	29,052	29,052
01352000	Patrol Administration	52148	Laundry/Sanitation Services	18,863	18,878	22,106	22,106	22,106
01352000	Patrol Administration	52159	Other Professional Services	3,803	4,984	11,670	11,670	11,670
01352000	Patrol Administration	52168	Pre-employment Screenings	0	0	5,184	5,184	5,184
01352000	Patrol Administration	52300	Training/Travel/Meetings	5,828	6,886	110,987	110,987	110,987
01352000	Patrol Administration	52302	Training/Travel/Mtgs - Per Diem	17,435	14,120	0	0	0
01352000	Patrol Administration	52303	Meals/Food/Refreshments	1,447	1,390	0	0	0
01352000	Patrol Administration	52304	Training/Mtgs - Registration	47,319	56,338	0	0	0
01352000	Patrol Administration	52306	Training/Travel - Airline	11,744	14,567	0	0	0
01352000	Patrol Administration	52308	Training/Travel - Mileage	246	665	0	0	0
01352000	Patrol Administration	52310	Training/Travel - Parking	53	171	0	0	0
01352000	Patrol Administration	52312	Training/Travel - Taxi	573	455	0	0	0
01352000	Patrol Administration	52314	Training/Travel - Tolls	153	202	0	0	0
01352000	Patrol Administration	52316	Training/Travel - Lodging	22,622	25,582	0	0	0

ORG	ORG DESCRIPTION	OBJ	DESCRIPTION	2015	2016	2017	2017	2018
				ACTUAL	ACTUAL	ORIGINAL BUDGET	REVISED BUDGET	BUDGET
01352000	Patrol Administration	52318	Training/Travel - Rental Car	292	1,245	0	0	0
01352000	Patrol Administration	52322	Training - Materials	131	0	0	0	0
01352000	Patrol Administration	52324	Mileage - Other	1,773	2,559	0	0	0
01352000	Patrol Administration	52620	Rents/Leases	0	0	1,539	1,539	1,539
01352000	Patrol Administration	52700	Repair/Maintenance	0	0	2,052	2,052	2,052
01352000	Patrol Administration	52820	Dues/Memberships	6,174	4,040	3,078	3,078	3,078
			Section Total	160,126	160,688	185,668	185,668	185,668
01352000	Patrol Administration	54100	Equipment (commodities)	23,426	85,693	15,382	15,382	15,382
01352000	Patrol Administration	54110	Equipment - Other Minor	34,767	23,605	35,722	35,722	17,722
01352000	Patrol Administration	54303	Supplies - Ammunition	34,167	35,485	50,000	59,910	59,910
01352000	Patrol Administration	54330	Supplies - Medical (disposable)	3,282	4,370	2,052	2,052	2,052
01352000	Patrol Administration	54336	Supplies - Office	1,115	544	0	0	0
01352000	Patrol Administration	54340	Supplies - Operational	171	12	0	0	0
01352000	Patrol Administration	54342	Supplies - Other/misc	52,442	27,014	75,803	75,803	75,803
01352000	Patrol Administration	54442	Uniforms	50,610	56,214	41,927	41,927	41,927
			Section Total	199,980	232,938	220,886	230,796	212,796
01352404	Patrol Tactical	54342	Supplies - Other/misc	712	0	0	0	0
			Section Total	712	0	0	0	0
Department Total				13,570,660	14,208,900	15,102,134	15,166,056	15,831,862
01380000	Emergency Management	51100	Regular Salary/Wages	0	0	0	0	70,362
01380000	Emergency Management	51505	FICA/OADSI	0	0	0	0	4,362
01380000	Emergency Management	51510	FICA/MD	0	0	0	0	1,020
01380000	Emergency Management	51525	KP&F	0	0	0	0	14,136
01380000	Emergency Management	51530	Pension Plan	0	0	0	0	4,707
01380000	Emergency Management	51540	Workers Compensation	0	0	0	0	169
01380000	Emergency Management	51545	Unemployment	0	0	0	0	176
01380000	Emergency Management	51550	Health Insurance	0	0	0	0	12,000
01380000	Emergency Management	51555	Short Term Disability	0	0	0	0	31
01380000	Emergency Management	51565	Life Insurance	0	0	0	0	169
01380000	Emergency Management	51570	Employee Assistance Program	0	0	0	0	28
			Section Total	0	0	0	0	107,160
01380000	Emergency Management	52820	Dues/Memberships	0	0	0	0	100
			Section Total	0	0	0	0	100
01380000	Emergency Management	54110	Equipment - Other Minor	0	0	0	0	140
01380000	Emergency Management	54442	Uniforms	0	0	0	0	325
			Section Total	0	0	0	0	465
01380000	Emergency Management	55100	Capital equipment	0	0	0	0	20,000
			Section Total	0	0	0	0	20,000
Department Total				0	0	0	0	127,725
01400000	Municipal Services Admin.	51100	Regular Salary/Wages	371,010	320,074	367,757	367,757	426,082
01400000	Municipal Services Admin.	51110	Overtime/Shift/Hazard	862	20	200	200	200
01400000	Municipal Services Admin.	51120	Allowances	10,679	8,605	8,712	8,712	10,035
01400000	Municipal Services Admin.	51505	FICA/OADSI	22,237	19,313	23,355	23,355	27,051
01400000	Municipal Services Admin.	51510	FICA/MD	5,302	4,517	5,462	5,462	6,328
01400000	Municipal Services Admin.	51515	Employers KPERS	28,234	29,476	35,632	35,632	45,333
01400000	Municipal Services Admin.	51520	Employers KPERS W@R	16,325	939	0	0	0
01400000	Municipal Services Admin.	51530	Pension Plan	28,452	24,685	29,003	29,003	29,189
01400000	Municipal Services Admin.	51540	Workers Compensation	8,790	1,943	904	904	1,047
01400000	Municipal Services Admin.	51545	Unemployment	1,777	966	1,839	1,839	1,065
01400000	Municipal Services Admin.	51550	Health Insurance	68,509	72,016	82,650	82,650	78,600
01400000	Municipal Services Admin.	51555	Short Term Disability	140	142	177	177	203
01400000	Municipal Services Admin.	51565	Life Insurance	866	780	904	904	1,047
01400000	Municipal Services Admin.	51570	Employee Assistance Program	153	131	157	157	180
01400000	Municipal Services Admin.	51575	Other Benefits	125	876	0	0	0
			Section Total	563,461	484,483	556,752	556,752	626,361
01400000	Municipal Services Admin.	52104	Animal Waste Disposal	568	0	0	0	0
01400000	Municipal Services Admin.	52156	Offsite Storage	0	38	0	0	0
01400000	Municipal Services Admin.	52159	Other Professional Services	3,958	8,664	5,400	5,400	5,400
01400000	Municipal Services Admin.	52302	Training/Travel/Mtgs - Per Diem	690	535	1,000	1,000	1,000

ORG	ORG DESCRIPTION	OBJ	DESCRIPTION	2015	2016	2017	2017	2018
				ACTUAL	ACTUAL	ORIGINAL BUDGET	REVISED BUDGET	BUDGET
01400000	Municipal Services Admin.	52303	Meals/Food/Refreshments	1,558	1,274	5,000	5,000	5,000
01400000	Municipal Services Admin.	52304	Training/Mtgs - Registration	3,605	2,934	4,500	4,500	4,500
01400000	Municipal Services Admin.	52306	Training/Travel - Airline	1,304	718	2,000	2,000	2,000
01400000	Municipal Services Admin.	52308	Training/Travel - Mileage	0	0	200	200	200
01400000	Municipal Services Admin.	52310	Training/Travel - Parking	112	38	150	150	150
01400000	Municipal Services Admin.	52312	Training/Travel - Taxi	85	46	100	100	100
01400000	Municipal Services Admin.	52314	Training/Travel - Tolls	8	3	50	50	50
01400000	Municipal Services Admin.	52316	Training/Travel - Lodging	2,350	1,675	5,000	5,000	5,000
01400000	Municipal Services Admin.	52320	Training/Mtgs - Hosted by City	3,750	0	1,000	1,000	1,000
01400000	Municipal Services Admin.	52322	Training - Materials	0	0	300	300	300
01400000	Municipal Services Admin.	52810	Copying/Printings Services	36	0	0	0	0
01400000	Municipal Services Admin.	52820	Dues/Memberships	783	590	2,000	2,000	2,100
01400000	Municipal Services Admin.	52825	Association Dues	0	80	500	500	500
			Section Total	18,807	16,596	27,200	27,200	27,300
01400000	Municipal Services Admin.	54108	Equipment - Office	0	0	1,000	1,000	1,000
01400000	Municipal Services Admin.	54204	Software - Other	0	0	500	500	500
01400000	Municipal Services Admin.	54336	Supplies - Office	1,299	2,048	6,000	6,000	6,000
01400000	Municipal Services Admin.	54342	Supplies - Other/misc	0	0	0	0	140
01400000	Municipal Services Admin.	54432	Recognition	473	145	1,000	1,000	1,000
01400000	Municipal Services Admin.	54442	Uniforms	0	0	0	0	325
01400000	Municipal Services Admin.	54446	Uniforms - Jackets/Bibs	0	35	2,000	2,000	2,000
01400000	Municipal Services Admin.	54448	Uniforms - Clothing	356	374	600	600	1,500
			Section Total	2,128	2,602	11,100	11,100	12,465
01400000	Municipal Services Admin.	55110	Equipment - Automotive	0	0	0	0	20,000
			Section Total	0	0	0	0	20,000
01401501	Snow	51100	Regular Salary/Wages	56,255	60,466	75,000	75,000	75,000
01401501	Snow	51110	Overtime/Shift/Hazard	179	1,665	0	0	0
01401501	Snow	51120	Allowances	104	0	0	0	0
01401501	Snow	51505	FICA/OADSI	1,933	0	4,650	4,650	4,650
01401501	Snow	51510	FICA/MD	452	0	1,088	1,088	1,088
01401501	Snow	51515	Employers KPERS	3,389	0	7,095	7,095	7,793
01401501	Snow	51530	Pension Plan	3,405	1,291	5,775	5,775	5,018
01401501	Snow	51540	Workers Compensation	2,984	0	1,549	1,549	3,943
01401501	Snow	51545	Unemployment	169	0	375	375	0
01401501	Snow	51555	Short Term Disability	39	0	0	0	0
01401501	Snow	51565	Life Insurance	87	0	180	180	180
01401501	Snow	51570	Employee Assistance Program	22	0	0	0	0
			Section Total	69,018	63,423	95,712	95,712	97,672
01401501	Snow	52159	Other Professional Services	0	0	10,000	10,000	10,000
			Section Total	0	0	10,000	10,000	10,000
01401501	Snow	54302	Supplies - Aggregates	190,256	150,839	310,000	310,000	310,000
01401501	Snow	54329	Supplies - Magnesium Chloride	29,757	31,810	50,000	50,000	50,000
			Section Total	220,013	182,649	360,000	360,000	360,000
01401502	Highways & Streets	51100	Regular Salary/Wages	806,050	869,578	911,308	911,308	984,793
01401502	Highways & Streets	51110	Overtime/Shift/Hazard	12,418	18,103	12,300	12,300	12,300
01401502	Highways & Streets	51120	Allowances	0	1,365	0	0	1,820
01401502	Highways & Streets	51505	FICA/OADSI	48,354	53,625	57,266	57,266	61,933
01401502	Highways & Streets	51510	FICA/MD	11,308	12,541	13,391	13,391	14,486
01401502	Highways & Streets	51515	Employers KPERS	85,495	85,687	87,375	87,375	103,789
01401502	Highways & Streets	51530	Pension Plan	62,445	65,150	71,118	71,118	66,825
01401502	Highways & Streets	51540	Workers Compensation	84,648	63,740	48,559	48,559	52,518
01401502	Highways & Streets	51545	Unemployment	3,841	2,656	4,617	4,617	2,461
01401502	Highways & Streets	51550	Health Insurance	224,941	258,821	304,500	304,500	252,000
01401502	Highways & Streets	51555	Short Term Disability	522	480	651	651	651
01401502	Highways & Streets	51565	Life Insurance	2,019	2,182	2,218	2,218	2,398
01401502	Highways & Streets	51570	Employee Assistance Program	514	525	578	578	578
01401502	Highways & Streets	51575	Other Benefits	76	203	0	0	0
			Section Total	1,342,631	1,434,657	1,513,881	1,513,881	1,556,552
01401502	Highways & Streets	52104	Animal Waste Disposal	4,658	3,938	4,000	4,000	4,000
01401502	Highways & Streets	52121	Dumpster - Regular Trash	1,304	1,112	4,200	4,200	4,200
01401502	Highways & Streets	52122	Dumpster - Program	9,607	17,515	23,500	23,500	23,500
01401502	Highways & Streets	52146	Landfill disposal	13,360	16,670	25,300	25,300	24,300
01401502	Highways & Streets	52159	Other Professional Services	5,179	4,643	8,000	8,000	8,000
01401502	Highways & Streets	52184	Tub Grinder	7,333	2,402	9,450	9,450	9,000

ORG	ORG DESCRIPTION	OBJ	DESCRIPTION	2015	2016	2017	2017	2018
				ACTUAL	ACTUAL	ORIGINAL BUDGET	REVISED BUDGET	BUDGET
01401502	Highways & Streets	52302	Training/Travel/Mtgs - Per Diem	426	194	1,300	1,300	1,300
01401502	Highways & Streets	52303	Meals/Food/Refreshments	368	498	1,500	1,500	1,500
01401502	Highways & Streets	52304	Training/Mtgs - Registration	3,975	3,925	8,500	8,500	8,300
01401502	Highways & Streets	52306	Training/Travel - Airline	486	0	2,000	2,000	2,000
01401502	Highways & Streets	52310	Training/Travel - Parking	0	0	100	100	100
01401502	Highways & Streets	52312	Training/Travel - Taxi	52	0	250	250	250
01401502	Highways & Streets	52314	Training/Travel - Tolls	5	0	100	100	100
01401502	Highways & Streets	52316	Training/Travel - Lodging	1,516	0	4,000	4,000	4,000
01401502	Highways & Streets	52320	Training/Mtgs - Hosted by City	225	0	5,350	5,350	5,400
01401502	Highways & Streets	52322	Training - Materials	109	74	1,150	1,150	1,200
01401502	Highways & Streets	52623	Rents - Facilities	9,600	9,600	9,600	9,600	10,000
01401502	Highways & Streets	52624	Rents - Equipment	0	7,200	6,000	6,000	6,000
01401502	Highways & Streets	52700	Repair/Maintenance	0	1,626	0	0	0
01401502	Highways & Streets	52704	Repair/Maint - Equipment	0	0	250	250	250
01401502	Highways & Streets	52820	Dues/Memberships	770	945	800	800	800
			Section Total	58,973	70,341	115,350	115,350	114,200
01401502	Highways & Streets	54110	Equipment - Other Minor	209	0	2,000	2,000	2,000
01401502	Highways & Streets	54114	Equipment - Tools (hand/power)	3,728	3,700	4,000	4,000	4,000
01401502	Highways & Streets	54302	Supplies - Aggregates	4,256	4,693	18,000	18,000	18,000
01401502	Highways & Streets	54304	Supplies - Asphalt	149,009	170,347	220,350	220,350	221,000
01401502	Highways & Streets	54306	Supplies - Asphalt Release	5,961	4,612	11,000	11,000	11,000
01401502	Highways & Streets	54312	Supplies - Concrete	3,818	1,066	15,000	15,000	15,000
01401502	Highways & Streets	54314	Supplies - Crack Seal	43,596	35,856	80,000	80,000	80,000
01401502	Highways & Streets	54320	Supplies - Field	245	1,144	1,500	1,500	1,500
01401502	Highways & Streets	54322	Supplies - Ground	1,392	2,114	7,550	7,550	7,550
01401502	Highways & Streets	54324	Supplies - Herbicides	0	0	5,100	5,100	5,100
01401502	Highways & Streets	54326	Supplies - Iron/Steel	202	111	1,250	1,250	1,250
01401502	Highways & Streets	54328	Supplies - Lumber	206	210	3,000	3,000	3,000
01401502	Highways & Streets	54330	Supplies - Medical (disposable)	0	0	200	200	200
01401502	Highways & Streets	54334	Supplies - Motor Vehicle	20	3	600	600	600
01401502	Highways & Streets	54336	Supplies - Office	150	338	500	500	500
01401502	Highways & Streets	54338	Supplies - Oil Tack	5,991	5,056	8,625	8,625	9,000
01401502	Highways & Streets	54340	Supplies - Operational	108	0	0	0	0
01401502	Highways & Streets	54342	Supplies - Other/misc	5,401	2,447	11,700	11,700	11,700
01401502	Highways & Streets	54348	Supplies - Propane	2,457	4,400	6,000	6,000	6,000
01401502	Highways & Streets	54352	Supplies - Soil	133	164	1,185	1,185	1,185
01401502	Highways & Streets	54358	Supplies - Street	8,066	9,895	18,200	18,200	18,000
01401502	Highways & Streets	54444	Uniforms - Boots	2,573	2,829	3,300	3,300	3,500
01401502	Highways & Streets	54446	Uniforms - Jackets/Bibs	1,502	656	0	0	1,200
01401502	Highways & Streets	54448	Uniforms - Clothing	7,892	6,767	8,300	8,300	8,300
			Section Total	246,915	256,409	427,360	427,360	429,585
01401502	Highways & Streets	55115	Equipment - Heavy Motorized	111,092	6,810	125,000	125,000	125,000
01401502	Highways & Streets	55125	Equipment - Other Capital	5,449	0	0	0	310,000
			Section Total	116,541	6,810	125,000	125,000	435,000
01402503	Street Lights	52159	Other Professional Services	49,434	0	80,000	80,000	0
01402503	Street Lights	52431	Maint Agrmnt - Street Lights	0	0	0	0	2,000
01402503	Street Lights	52510	Electricity	486,817	459,895	500,000	500,000	450,000
01402503	Street Lights	52625	Rents - Other	0	76,947	0	0	80,000
			Section Total	536,251	536,841	580,000	580,000	532,000
01402503	Street Lights	54340	Supplies - Operational	64,558	39,339	85,000	85,000	85,000
01402503	Street Lights	54342	Supplies - Other/misc	0	59	0	0	0
			Section Total	64,558	39,399	85,000	85,000	85,000
01402504	Traffic	51100	Regular Salary/Wages	273,552	282,988	276,977	276,977	301,290
01402504	Traffic	51110	Overtime/Shift/Hazard	3,381	2,432	5,350	5,350	5,350
01402504	Traffic	51120	Allowances	1,644	2,327	1,638	1,638	1,820
01402504	Traffic	51505	FICA/OADSI	16,517	17,150	17,605	17,605	19,124
01402504	Traffic	51510	FICA/MD	3,863	4,011	4,117	4,117	4,473
01402504	Traffic	51515	Employers KPERS	29,129	27,258	26,863	26,863	32,049
01402504	Traffic	51530	Pension Plan	21,617	21,621	21,865	21,865	20,637
01402504	Traffic	51540	Workers Compensation	20,183	14,094	10,372	10,372	11,267
01402504	Traffic	51545	Unemployment	1,316	849	1,412	1,412	752
01402504	Traffic	51550	Health Insurance	69,450	65,374	72,500	72,500	60,000
01402504	Traffic	51555	Short Term Disability	141	118	155	155	155
01402504	Traffic	51565	Life Insurance	695	695	682	682	742
01402504	Traffic	51570	Employee Assistance Program	144	130	138	138	138

ORG	ORG DESCRIPTION	OBJ	DESCRIPTION	2015	2016	2017	2017	2018
				ACTUAL	ACTUAL	ORIGINAL BUDGET	REVISED BUDGET	BUDGET
01402504	Traffic	51575	Other Benefits	74	33	0	0	0
			Section Total	441,706	439,079	439,674	439,674	457,796
01402504	Traffic	52159	Other Professional Services	267	16,018	84,100	85,289	85,000
01402504	Traffic	52160	Payments To Other Agencies	37,247	39,580	45,000	45,000	45,000
01402504	Traffic	52302	Training/Travel/Mtgs - Per Diem	431	0	1,000	1,000	1,000
01402504	Traffic	52304	Training/Mtgs - Registration	3,350	500	2,000	2,000	2,000
01402504	Traffic	52306	Training/Travel - Airline	252	0	600	600	600
01402504	Traffic	52310	Training/Travel - Parking	56	0	50	50	50
01402504	Traffic	52312	Training/Travel - Taxi	35	0	100	100	100
01402504	Traffic	52314	Training/Travel - Tolls	8	0	100	100	100
01402504	Traffic	52316	Training/Travel - Lodging	1,152	0	1,850	1,850	1,900
01402504	Traffic	52320	Training/Mtgs - Hosted by City	24	0	0	0	0
01402504	Traffic	52322	Training - Materials	0	0	500	500	500
01402504	Traffic	52510	Electricity	61,499	53,907	80,000	80,000	80,000
01402504	Traffic	52563	Computer/Data Processing	0	0	5,000	5,000	5,000
01402504	Traffic	52624	Rents - Equipment	545	545	2,000	2,000	2,000
01402504	Traffic	52704	Repair/Maint - Equipment	675	1,350	2,000	2,000	2,000
01402504	Traffic	52810	Copying/Printings Services	75	294	0	0	0
01402504	Traffic	52820	Dues/Memberships	531	1,400	1,500	1,500	1,500
01402504	Traffic	52850	Postage/Shipping	91	0	250	250	250
			Section Total	106,238	113,594	226,050	227,239	227,000
01402504	Traffic	54110	Equipment - Other Minor	17,403	585	0	0	0
01402504	Traffic	54114	Equipment - Tools (hand/power)	151	0	7,000	7,000	7,000
01402504	Traffic	54204	Software - Other	0	0	8,500	8,500	8,500
01402504	Traffic	54300	Supplies	23	24	0	0	0
01402504	Traffic	54326	Supplies - Iron/Steel	29,852	31,217	58,000	58,000	58,000
01402504	Traffic	54330	Supplies - Medical (disposable)	30	0	0	0	0
01402504	Traffic	54336	Supplies - Office	0	0	500	500	500
01402504	Traffic	54340	Supplies - Operational	124,485	95,953	87,000	87,000	97,000
01402504	Traffic	54342	Supplies - Other/misc	703	5,775	30,000	30,000	20,000
01402504	Traffic	54444	Uniforms - Boots	618	780	700	700	1,000
01402504	Traffic	54446	Uniforms - Jackets/Bibs	503	258	375	375	1,000
01402504	Traffic	54448	Uniforms - Clothing	1,230	1,311	16,000	16,000	2,000
			Section Total	174,998	135,904	208,075	208,075	195,000
01403500	Facilities	51100	Regular Salary/Wages	254,550	285,761	351,259	351,259	386,039
01403500	Facilities	51110	Overtime/Shift/Hazard	2,704	4,741	15,000	15,000	15,000
01403500	Facilities	51120	Allowances	1,652	3,124	3,113	3,113	3,112
01403500	Facilities	51505	FICA/OADSI	15,409	17,533	22,902	22,902	25,057
01403500	Facilities	51510	FICA/MD	3,604	4,100	5,356	5,356	5,862
01403500	Facilities	51515	Employers KPERS	26,938	28,000	34,943	34,943	41,992
01403500	Facilities	51530	Pension Plan	19,714	21,445	28,443	28,443	27,037
01403500	Facilities	51540	Workers Compensation	18,935	12,921	12,050	12,050	13,185
01403500	Facilities	51545	Unemployment	1,227	869	1,832	1,832	964
01403500	Facilities	51550	Health Insurance	71,845	95,085	112,375	112,375	96,000
01403500	Facilities	51555	Short Term Disability	128	136	240	240	248
01403500	Facilities	51565	Life Insurance	644	713	886	886	971
01403500	Facilities	51570	Employee Assistance Program	134	148	213	213	220
01403500	Facilities	51575	Other Benefits	0	327	0	0	0
			Section Total	417,484	474,902	588,612	588,612	615,688
01403500	Facilities	52126	Engineering - Design	0	0	1,000	1,000	0
01403500	Facilities	52159	Other Professional Services	120,328	116,660	145,800	145,800	146,000
01403500	Facilities	52300	Training/Travel/Meetings	0	0	250	250	400
01403500	Facilities	52302	Training/Travel/Mtgs - Per Diem	0	0	800	800	1,000
01403500	Facilities	52303	Meals/Food/Refreshments	53	90	400	400	400
01403500	Facilities	52304	Training/Mtgs - Registration	1,870	1,324	6,000	6,000	6,000
01403500	Facilities	52306	Training/Travel - Airline	0	0	600	600	1,000
01403500	Facilities	52310	Training/Travel - Parking	0	0	100	100	100
01403500	Facilities	52312	Training/Travel - Taxi	0	0	250	250	250
01403500	Facilities	52314	Training/Travel - Tolls	0	42	25	25	50
01403500	Facilities	52316	Training/Travel - Lodging	0	0	2,000	2,000	2,500
01403500	Facilities	52320	Training/Mtgs - Hosted by City	0	0	4,400	4,400	1,000
01403500	Facilities	52322	Training - Materials	0	0	1,500	1,500	1,500
01403500	Facilities	52415	Maint Agrmnt - Equipment	19,316	17,933	20,500	20,500	25,000
01403500	Facilities	52454	Maint Agrmnt - Other Software	13,051	10,887	13,500	13,500	14,000
01403500	Facilities	52510	Electricity	676,991	841,344	990,000	990,000	990,000
01403500	Facilities	52515	Gas	73,632	64,503	160,000	160,000	160,000
01403500	Facilities	52535	Trash	19,390	19,426	26,000	26,000	26,000

ORG	ORG DESCRIPTION	OBJ	DESCRIPTION	2015	2016	2017	2017	2018
				ACTUAL	ACTUAL	ORIGINAL BUDGET	REVISED BUDGET	BUDGET
01403500	Facilities	52540	Wastewater	40,422	54,566	50,000	50,000	60,000
01403500	Facilities	52545	Water	213,239	266,462	258,000	258,000	275,000
01403500	Facilities	52624	Rents - Equipment	0	0	1,500	1,500	1,500
01403500	Facilities	52810	Copying/Printings Services	72	547	500	500	600
01403500	Facilities	52820	Dues/Memberships	30	30	590	590	900
			Section Total	1,178,394	1,393,814	1,683,715	1,683,715	1,713,200
01403500	Facilities	54110	Equipment - Other Minor	0	42	0	0	0
01403500	Facilities	54114	Equipment - Tools (hand/power)	2,229	2,951	5,000	5,000	5,000
01403500	Facilities	54318	Supplies - Facilities	53,748	62,287	80,000	80,000	85,000
01403500	Facilities	54336	Supplies - Office	34	29	0	0	0
01403500	Facilities	54342	Supplies - Other/misc	427	440	500	500	500
01403500	Facilities	54442	Uniforms	0	0	325	325	0
01403500	Facilities	54444	Uniforms - Boots	659	423	720	720	980
01403500	Facilities	54446	Uniforms - Jackets/Bibs	8	0	0	0	1,000
01403500	Facilities	54448	Uniforms - Clothing	1,948	1,246	1,300	1,300	1,300
			Section Total	59,053	67,417	87,845	87,845	93,780
01404000	Fleet	51100	Regular Salary/Wages	502,364	524,292	531,517	531,517	571,113
01404000	Fleet	51110	Overtime/Shift/Hazard	2,454	3,597	15,000	15,000	15,000
01404000	Fleet	51120	Allowances	9,600	10,283	9,600	9,600	11,710
01404000	Fleet	51505	FICA/OADSI	30,381	31,912	34,477	34,477	37,064
01404000	Fleet	51510	FICA/MD	7,105	7,463	8,064	8,064	8,668
01404000	Fleet	51515	Employers KPERS	53,919	51,253	52,608	52,608	62,115
01404000	Fleet	51530	Pension Plan	37,119	37,724	42,821	42,821	39,995
01404000	Fleet	51540	Workers Compensation	24,208	18,019	13,806	13,806	14,841
01404000	Fleet	51545	Unemployment	2,412	1,580	2,733	2,733	1,428
01404000	Fleet	51550	Health Insurance	122,422	138,265	145,000	145,000	120,000
01404000	Fleet	51555	Short Term Disability	254	237	310	310	310
01404000	Fleet	51565	Life Insurance	1,281	1,307	1,335	1,335	1,435
01404000	Fleet	51570	Employee Assistance Program	269	260	275	275	275
01404000	Fleet	51575	Other Benefits	127	79	0	0	0
			Section Total	793,915	826,270	857,546	857,546	883,954
01404000	Fleet	52148	Laundry/Sanitation Services	8,950	8,246	11,400	11,400	10,000
01404000	Fleet	52159	Other Professional Services	1,649	2,608	2,500	2,500	2,500
01404000	Fleet	52302	Training/Travel/Mtgs - Per Diem	152	660	1,700	1,700	1,700
01404000	Fleet	52303	Meals/Food/Refreshments	0	0	200	200	200
01404000	Fleet	52304	Training/Mtgs - Registration	2,899	5,154	5,600	5,600	5,600
01404000	Fleet	52306	Training/Travel - Airline	0	0	2,800	2,800	2,800
01404000	Fleet	52312	Training/Travel - Taxi	0	0	200	200	200
01404000	Fleet	52314	Training/Travel - Tolls	6	4	0	0	0
01404000	Fleet	52316	Training/Travel - Lodging	493	2,088	4,000	4,000	4,000
01404000	Fleet	52320	Training/Mtgs - Hosted by City	0	0	250	250	250
01404000	Fleet	52322	Training - Materials	726	0	0	0	0
01404000	Fleet	52620	Rents/Leases	0	0	20,000	20,000	20,000
01404000	Fleet	52625	Rents - Other	964	972	1,600	1,600	1,600
01404000	Fleet	52700	Repair/Maintenance	0	105	0	0	0
01404000	Fleet	52702	Repair/Maint - Facilities	1,439	1,895	2,300	2,300	5,000
01404000	Fleet	52704	Repair/Maint - Equipment	2,639	13,666	10,000	10,000	15,000
01404000	Fleet	52706	Repair/Maint - Automotive	27,396	6,833	27,000	27,000	27,000
01404000	Fleet	52810	Copying/Printings Services	0	216	0	0	500
01404000	Fleet	52820	Dues/Memberships	291	360	500	500	500
01404000	Fleet	52850	Postage/Shipping	22	0	0	0	0
			Section Total	47,626	42,806	90,050	90,050	96,850
01404000	Fleet	54104	Equipment - Automotive	14,521	10,118	20,000	20,000	20,000
01404000	Fleet	54110	Equipment - Other Minor	549	463	1,500	1,500	1,500
01404000	Fleet	54112	Equipment - Shop	17,260	23,790	15,000	15,000	17,000
01404000	Fleet	54114	Equipment - Tools (hand/power)	1,400	595	1,000	1,000	1,000
01404000	Fleet	54204	Software - Other	0	0	0	0	5,000
01404000	Fleet	54300	Supplies	23	0	0	0	3,000
01404000	Fleet	54326	Supplies - Iron/Steel	4,855	7,844	5,000	5,000	8,000
01404000	Fleet	54330	Supplies - Medical (disposable)	30	0	100	100	100
01404000	Fleet	54334	Supplies - Motor Vehicle	338,135	361,983	320,000	320,000	340,000
01404000	Fleet	54336	Supplies - Office	598	336	400	400	400
01404000	Fleet	54342	Supplies - Other/misc	3,870	8,078	6,100	6,100	7,000
01404000	Fleet	54405	Books/Videos	0	0	750	750	750
01404000	Fleet	54420	Fuel	357,798	312,543	736,000	736,000	736,000
01404000	Fleet	54442	Uniforms	0	729	0	0	0
01404000	Fleet	54444	Uniforms - Boots	888	1,017	1,400	1,400	1,400

ORG	ORG DESCRIPTION	OBJ	DESCRIPTION	2015	2016	2017	2017	2018
				ACTUAL	ACTUAL	ORIGINAL BUDGET	REVISED BUDGET	BUDGET
01404000	Fleet	54446	Uniforms - Jackets/Bibs	282	0	0	0	1,000
01404000	Fleet	54448	Uniforms - Clothing	828	1,413	1,500	1,500	1,500
			Section Total	741,037	728,910	1,108,750	1,108,750	1,143,650
01404000	Fleet	55125	Equipment - Other Capital	0	0	145,500	145,500	0
01404000	Fleet	55110	Equipment - Automotive	0	51,531	0	0	0
01404000	Fleet	55130	Equipment - Shop	29,000	0	0	0	0
01404000	Fleet	55230	Software - Other	4,919	4,700	5,000	5,000	0
01404000	Fleet	55305	Building	2,531	210	3,000	3,000	0
			Section Total	36,450	56,441	153,500	153,500	0
01406000	Parking Structure	52100	Services	0	0	20,000	20,000	20,000
01406000	Parking Structure	52400	Maintenance Agreement	0	0	10,000	10,000	10,000
01406000	Parking Structure	52702	Repair/Maint - Facilities	0	0	20,000	20,000	20,000
			Section Total	0	0	50,000	50,000	50,000
01406000	Parking Structure	54300	Supplies	0	0	15,000	15,000	15,000
			Section Total	0	0	15,000	15,000	15,000
01406000	Parking Structure	55305	Building	0	0	25,000	25,000	25,000
			Section Total	0	0	25,000	25,000	25,000
Department Total				7,236,197	7,373,347	9,441,172	9,442,361	9,823,051
01500000	Parks & Rec. Administration	51100	Regular Salary/Wages	403,637	437,147	420,566	420,566	481,969
01500000	Parks & Rec. Administration	51110	Overtime/Shift/Hazard	3,982	3,021	0	0	0
01500000	Parks & Rec. Administration	51120	Allowances	11,593	11,593	11,548	11,548	11,548
01500000	Parks & Rec. Administration	51505	FICA/OADSI	24,452	25,838	26,791	26,791	30,598
01500000	Parks & Rec. Administration	51510	FICA/MD	5,780	6,158	6,265	6,265	7,157
01500000	Parks & Rec. Administration	51515	Employers KPERS	40,993	39,373	39,232	39,232	49,309
01500000	Parks & Rec. Administration	51520	Employers KPERS W@R	2,690	2,789	2,641	2,641	2,875
01500000	Parks & Rec. Administration	51530	Pension Plan	31,831	32,614	32,413	32,413	29,369
01500000	Parks & Rec. Administration	51540	Workers Compensation	4,890	3,843	2,815	2,815	3,171
01500000	Parks & Rec. Administration	51545	Unemployment	1,953	1,301	2,104	2,104	1,206
01500000	Parks & Rec. Administration	51550	Health Insurance	87,830	100,007	79,750	79,750	66,000
01500000	Parks & Rec. Administration	51555	Short Term Disability	122	119	171	171	171
01500000	Parks & Rec. Administration	51565	Life Insurance	807	834	916	916	1,054
01500000	Parks & Rec. Administration	51570	Employee Assistance Program	171	221	234	234	234
01500000	Parks & Rec. Administration	51575	Other Benefits	51	302	0	0	0
			Section Total	620,782	665,159	625,446	625,446	684,661
01500000	Parks & Rec. Administration	52156	Offsite Storage	108	107	0	0	0
01500000	Parks & Rec. Administration	52159	Other Professional Services	338	380	0	0	0
01500000	Parks & Rec. Administration	52166	Photography Services	0	0	68	68	68
01500000	Parks & Rec. Administration	52300	Training/Travel/Meetings	455	-154	4,434	4,434	4,434
01500000	Parks & Rec. Administration	52302	Training/Travel/Mtgs - Per Diem	632	1,050	0	0	0
01500000	Parks & Rec. Administration	52303	Meals/Food/Refreshments	1,652	2,438	0	0	0
01500000	Parks & Rec. Administration	52304	Training/Mtgs - Registration	2,989	2,743	0	0	0
01500000	Parks & Rec. Administration	52306	Training/Travel - Airline	702	864	0	0	0
01500000	Parks & Rec. Administration	52308	Training/Travel - Mileage	0	73	0	0	0
01500000	Parks & Rec. Administration	52310	Training/Travel - Parking	28	0	0	0	0
01500000	Parks & Rec. Administration	52312	Training/Travel - Taxi	36	0	0	0	0
01500000	Parks & Rec. Administration	52314	Training/Travel - Tolls	11	0	0	0	0
01500000	Parks & Rec. Administration	52316	Training/Travel - Lodging	1,498	1,961	0	0	0
01500000	Parks & Rec. Administration	52320	Training/Mtgs - Hosted by City	564	0	3,335	3,335	3,335
01500000	Parks & Rec. Administration	52530	Telephone	0	0	1,191	1,191	1,191
01500000	Parks & Rec. Administration	52624	Rents - Equipment	0	0	1,602	1,602	1,602
01500000	Parks & Rec. Administration	52704	Repair/Maint - Equipment	0	0	96	96	96
01500000	Parks & Rec. Administration	52800	Advertising/Publications	292	50	0	0	0
01500000	Parks & Rec. Administration	52820	Dues/Memberships	3,562	3,395	4,925	4,925	4,925
01500000	Parks & Rec. Administration	52850	Postage/Shipping	93	0	4,873	4,873	4,873
			Section Total	12,960	12,907	20,524	20,524	20,524
02100000	Endowment	54300	Supplies	3,562	906	0	0	0
01500000	Parks & Rec. Administration	54318	Supplies - Facilities	0	0	11	11	11
01500000	Parks & Rec. Administration	54334	Supplies - Motor Vehicle	0	0	88	88	88
01500000	Parks & Rec. Administration	54336	Supplies - Office	343	897	698	698	698
01500000	Parks & Rec. Administration	54340	Supplies - Operational	409	1,109	1,136	1,136	1,136
01500000	Parks & Rec. Administration	54342	Supplies - Other/misc	506	83	88	88	88
01500000	Parks & Rec. Administration	54442	Uniforms	1,047	0	1,063	1,063	1,063
			Section Total	5,867	2,995	3,084	3,084	3,084

ORG	ORG DESCRIPTION	OBJ	DESCRIPTION	2015	2016	2017	2017	2018
				ACTUAL	ACTUAL	ORIGINAL BUDGET	REVISED BUDGET	BUDGET
01501000	Parks Maint. Administration	51100	Regular Salary/Wages	1,206,480	1,243,060	1,334,959	1,334,959	1,438,997
01501000	Parks Maint. Administration	51110	Overtime/Shift/Hazard	58,491	45,317	81,284	81,284	81,284
01501000	Parks Maint. Administration	51120	Allowances	3,955	5,754	4,550	4,550	6,370
01501000	Parks Maint. Administration	51505	FICA/OADSI	75,472	77,816	88,091	88,091	94,649
01501000	Parks Maint. Administration	51510	FICA/MD	17,651	18,199	20,600	20,600	22,142
01501000	Parks Maint. Administration	51515	Employers KPERS	117,184	105,818	118,357	118,357	138,718
01501000	Parks Maint. Administration	51530	Pension Plan	83,882	81,894	96,342	96,342	89,321
01501000	Parks Maint. Administration	51540	Workers Compensation	52,512	36,060	30,043	30,043	30,696
01501000	Parks Maint. Administration	51545	Unemployment	5,925	3,866	7,081	7,081	3,596
01501000	Parks Maint. Administration	51550	Health Insurance	327,010	343,247	406,000	406,000	348,000
01501000	Parks Maint. Administration	51555	Short Term Disability	671	612	868	868	899
01501000	Parks Maint. Administration	51565	Life Insurance	2,690	2,709	3,003	3,003	3,204
01501000	Parks Maint. Administration	51570	Employee Assistance Program	709	666	770	770	853
01501000	Parks Maint. Administration	51575	Other Benefits	25	297	0	0	0
			Section Total	1,952,657	1,965,315	2,191,948	2,191,948	2,258,729
01501000	Parks Maint. Administration	52159	Other Professional Services	0	0	21,703	21,703	1,053
01501000	Parks Maint. Administration	52300	Training/Travel/Meetings	6,729	17,688	13,227	13,227	19,327
01501000	Parks Maint. Administration	52302	Training/Travel/Mtgs - Per Diem	1,153	255	0	0	0
01501000	Parks Maint. Administration	52304	Training/Mtgs - Registration	671	300	0	0	0
01501000	Parks Maint. Administration	52306	Training/Travel - Airline	0	288	0	0	0
01501000	Parks Maint. Administration	52308	Training/Travel - Mileage	96	0	0	0	0
01501000	Parks Maint. Administration	52314	Training/Travel - Tolls	6	0	0	0	0
01501000	Parks Maint. Administration	52316	Training/Travel - Lodging	360	0	0	0	0
01501000	Parks Maint. Administration	52320	Training/Mtgs - Hosted by City	0	0	53	53	53
01501000	Parks Maint. Administration	52400	Maintenance Agreement	151,398	140,241	145,239	181,449	145,239
01501000	Parks Maint. Administration	52530	Telephone	0	0	8,495	8,495	9,335
01501000	Parks Maint. Administration	52624	Rents - Equipment	0	0	1,097	1,097	1,097
01501000	Parks Maint. Administration	52702	Repair/Maint - Facilities	0	0	316	316	316
01501000	Parks Maint. Administration	52704	Repair/Maint - Equipment	0	0	211	211	211
01501000	Parks Maint. Administration	52708	Repair/Maint - Art	649	0	4,500	4,500	4,500
01501000	Parks Maint. Administration	52800	Advertising/Publications	0	0	105	105	105
01501000	Parks Maint. Administration	52820	Dues/Memberships	255	39	263	263	563
			Section Total	161,317	158,811	195,209	231,419	181,799
01501000	Parks Maint. Administration	54330	Supplies - Medical (disposable)	1,216	676	1,789	1,789	1,789
01501000	Parks Maint. Administration	54334	Supplies - Motor Vehicle	0	0	72	72	72
01501000	Parks Maint. Administration	54336	Supplies - Office	0	0	108	108	108
01501000	Parks Maint. Administration	54340	Supplies - Operational	6,177	9,304	19,921	19,921	19,921
01501000	Parks Maint. Administration	54442	Uniforms	486	0	0	0	550
01501000	Parks Maint. Administration	54444	Uniforms - Boots	12,664	15,788	17,120	17,120	17,120
			Section Total	20,543	25,767	39,010	39,010	39,560
01501500	Parks Maint. Facilities	52159	Other Professional Services	87	0	0	0	0
01501500	Parks Maint. Facilities	52300	Training/Travel/Meetings	3	0	0	0	0
01501500	Parks Maint. Facilities	52420	Maint Agrmnt - Facility	63,015	81,625	73,000	73,000	91,380
01501500	Parks Maint. Facilities	52620	Rents/Leases	0	0	0	0	0
01501500	Parks Maint. Facilities	52624	Rents - Equipment	4,241	7,641	9,794	9,794	9,794
01501500	Parks Maint. Facilities	52702	Repair/Maint - Facilities	6,607	100	1,000	1,000	1,000
01501500	Parks Maint. Facilities	52820	Dues/Memberships	0	0	0	0	0
			Section Total	73,953	89,366	83,794	83,794	102,174
01501500	Parks Maint. Facilities	54110	Equipment - Other Minor	2,907	360	18,571	18,571	3,571
01501500	Parks Maint. Facilities	54300	Supplies	0	25	0	0	0
01501500	Parks Maint. Facilities	54340	Supplies - Operational	83,460	79,056	102,445	102,445	123,435
			Section Total	86,367	79,441	121,016	121,016	127,006
01501500	Parks Maint. Facilities	55125	Equipment - Other Capital	52,687	25,000	46,000	25,000	25,000
			Section Total	52,687	25,000	46,000	25,000	25,000
01501601	Parks Maint. Turf	52702	Repair/Maint - Facilities	277,718	241,168	285,150	285,150	308,049
01501601	Parks Maint. Turf	52800	Advertising/Publications	0	0	61	61	61
			Section Total	277,718	241,168	285,211	285,211	308,110
01501601	Parks Maint. Turf	54110	Equipment - Other Minor	4,830	4,795	4,580	4,580	7,780
01501601	Parks Maint. Turf	54322	Supplies - Ground	67,208	67,041	74,156	74,156	102,055
			Section Total	72,038	71,837	78,736	78,736	109,835
01501602	Parks Maint. Landscape	52702	Repair/Maint - Facilities	127,844	88,392	149,874	177,724	171,059
			Section Total	127,844	88,392	149,874	177,724	171,059

ORG	ORG DESCRIPTION	OBJ	DESCRIPTION	2015	2016	2017	2017	2018
				ACTUAL	ACTUAL	ORIGINAL BUDGET	REVISED BUDGET	BUDGET
01501602	Parks Maint. Landscape	54110	Equipment - Other Minor	1,098	3,647	2,584	2,584	2,584
01501602	Parks Maint. Landscape	54322	Supplies - Ground	28,478	44,086	41,561	41,561	41,561
			Section Total	29,576	47,733	44,145	44,145	44,145
01501612	Parks Support Services	51100	Regular Salary/Wages	327,434	339,282	442,235	442,235	494,322
01501612	Parks Support Services	51110	Overtime/Shift/Hazard	8,774	9,262	11,045	11,045	11,045
01501612	Parks Support Services	51120	Allowances	3,323	3,323	3,310	3,310	3,310
01501612	Parks Support Services	51505	FICA/OADSI	19,924	20,714	28,307	28,307	31,538
01501612	Parks Support Services	51510	FICA/MD	4,660	4,844	6,620	6,620	7,375
01501612	Parks Support Services	51515	Employers KPERS	30,163	27,764	30,288	30,288	42,231
01501612	Parks Support Services	51520	Employers KPERS W@R	0	641	0	0	2,501
01501612	Parks Support Services	51530	Pension Plan	18,463	17,946	26,850	26,850	22,846
01501612	Parks Support Services	51540	Workers Compensation	23,088	15,299	14,896	14,896	16,596
01501612	Parks Support Services	51545	Unemployment	1,593	1,030	2,266	2,266	1,234
01501612	Parks Support Services	51550	Health Insurance	92,138	92,317	147,417	147,417	108,000
01501612	Parks Support Services	51555	Short Term Disability	199	189	269	269	279
01501612	Parks Support Services	51565	Life Insurance	719	708	769	769	821
01501612	Parks Support Services	51570	Employee Assistance Program	216	208	266	266	440
01501612	Parks Support Services	51575	Other Benefits	51	102	0	0	0
			Section Total	530,745	533,629	714,538	714,538	742,537
01501612	Parks Support Services	52148	Laundry/Sanitation Services	1,832	1,850	4,000	4,000	4,000
01501612	Parks Support Services	52159	Other Professional Services	9,245	8,763	14,461	14,461	24,961
01501612	Parks Support Services	52300	Training/Travel/Meetings	2,581	1,970	2,000	2,000	3,200
01501612	Parks Support Services	52530	Telephone	0	0	172	172	172
01501612	Parks Support Services	52624	Rents - Equipment	3,549	8,732	10,584	10,584	10,584
01501612	Parks Support Services	52702	Repair/Maint - Facilities	4,563	8,631	950	950	3,950
01501612	Parks Support Services	52704	Repair/Maint - Equipment	1,727	2,121	2,067	2,067	2,067
01501612	Parks Support Services	52820	Dues/Memberships	285	1,099	730	730	1,730
			Section Total	23,782	33,166	34,964	34,964	50,664
01501612	Parks Support Services	54110	Equipment - Other Minor	3,428	3,302	3,500	3,500	5,500
01501612	Parks Support Services	54300	Supplies	23,620	23,294	24,100	24,100	24,100
01501612	Parks Support Services	54318	Supplies - Facilities	0	0	8,000	8,000	8,000
01501612	Parks Support Services	54322	Supplies - Ground	17,684	17,767	20,415	20,415	20,415
01501612	Parks Support Services	54340	Supplies - Operational	1,148	29	2,740	2,740	2,740
01501612	Parks Support Services	54442	Uniforms	1,906	2,122	5,078	5,078	5,078
01501612	Parks Support Services	54444	Uniforms - Boots	157	215	1,175	1,175	1,175
			Section Total	47,943	46,729	65,008	65,008	67,008
01501612	Parks Support Services	55125	Equipment - Other Capital	12,466	10,977	11,406	11,406	11,406
			Section Total	12,466	10,977	11,406	11,406	11,406
01502000	Parks Prog. Administration	51100	Regular Salary/Wages	312,236	351,891	304,257	304,257	289,695
01502000	Parks Prog. Administration	51110	Overtime/Shift/Hazard	1,245	2,048	4,952	4,952	4,952
01502000	Parks Prog. Administration	51120	Allowances	5,481	6,129	5,005	5,005	3,640
01502000	Parks Prog. Administration	51505	FICA/OADSI	18,681	20,496	19,481	19,481	18,495
01502000	Parks Prog. Administration	51510	FICA/MD	4,369	4,793	4,556	4,556	4,324
01502000	Parks Prog. Administration	51515	Employers KPERS	31,152	33,004	29,725	29,725	29,693
01502000	Parks Prog. Administration	51530	Pension Plan	23,280	24,342	23,468	23,468	19,120
01502000	Parks Prog. Administration	51540	Workers Compensation	6,775	2,767	2,291	2,291	2,349
01502000	Parks Prog. Administration	51545	Unemployment	1,490	1,014	1,546	1,546	724
01502000	Parks Prog. Administration	51550	Health Insurance	78,733	102,096	79,750	79,750	54,000
01502000	Parks Prog. Administration	51555	Short Term Disability	98	111	140	140	140
01502000	Parks Prog. Administration	51565	Life Insurance	568	660	659	659	685
01502000	Parks Prog. Administration	51570	Employee Assistance Program	162	173	179	179	179
01502000	Parks Prog. Administration	51575	Other Benefits	205	507	0	0	0
			Section Total	484,475	550,031	476,009	476,009	427,995
01502000	Parks Prog. Administration	52159	Other Professional Services	0	300	859	859	2,859
01502000	Parks Prog. Administration	52300	Training/Travel/Meetings	472	374	1,957	1,957	2,957
01502000	Parks Prog. Administration	52302	Training/Travel/Mtgs - Per Diem	456	1,640	0	0	0
01502000	Parks Prog. Administration	52303	Meals/Food/Refreshments	44	154	0	0	0
01502000	Parks Prog. Administration	52304	Training/Mtgs - Registration	1,344	5,606	0	0	0
01502000	Parks Prog. Administration	52306	Training/Travel - Airline	408	1,348	0	0	0
01502000	Parks Prog. Administration	52308	Training/Travel - Mileage	72	310	0	0	0
01502000	Parks Prog. Administration	52310	Training/Travel - Parking	8	44	0	0	0
01502000	Parks Prog. Administration	52312	Training/Travel - Taxi	0	389	0	0	0
01502000	Parks Prog. Administration	52314	Training/Travel - Tolls	18	6	0	0	0
01502000	Parks Prog. Administration	52316	Training/Travel - Lodging	1,002	3,292	0	0	0

ORG	ORG DESCRIPTION	OBJ	DESCRIPTION	2015	2016	2017	2017	2018
				ACTUAL	ACTUAL	ORIGINAL BUDGET	REVISED BUDGET	BUDGET
01502000	Parks Prog. Administration	52320	Training/Mtgs - Hosted by City	0	0	875	875	875
01502000	Parks Prog. Administration	52530	Telephone	0	0	1,247	1,247	1,247
01502000	Parks Prog. Administration	52551	Mobile Device Data Plan	0	0	540	540	540
01502000	Parks Prog. Administration	52800	Advertising/Publications	480	302	657	657	15,657
01502000	Parks Prog. Administration	52810	Copying/Printings Services	4,970	0	0	0	0
01502000	Parks Prog. Administration	52820	Dues/Memberships	2,625	2,725	668	668	918
01502000	Parks Prog. Administration	52840	Licenses/Certifications	0	0	75	75	75
01502000	Parks Prog. Administration	52850	Postage/Shipping	0	0	1,818	1,818	1,818
			Section Total	11,899	16,489	8,696	8,696	26,946
01502000	Parks Prog. Administration	54110	Equipment - Other Minor	0	0	107	107	107
01502000	Parks Prog. Administration	54336	Supplies - Office	779	908	3,192	3,192	3,192
01502000	Parks Prog. Administration	54340	Supplies - Operational	0	9	1,084	1,084	1,834
01502000	Parks Prog. Administration	54342	Supplies - Other/misc.	36	91	15,000	15,000	0
01502000	Parks Prog. Administration	54442	Uniforms	0	0	2,075	2,075	2,575
01502000	Parks Prog. Administration	54444	Uniforms - Boots	0	0	126	126	126
			Section Total	815	1,008	21,584	21,584	7,834
01502613	Thompson Barn	51100	Regular Salary/Wages	49,365	56,347	52,741	52,741	48,009
01502613	Thompson Barn	51110	Overtime/Shift/Hazard	105	71	0	0	0
01502613	Thompson Barn	51505	FICA/OADSI	3,063	3,504	3,269	3,269	2,976
01502613	Thompson Barn	51510	FICA/MD	716	820	765	765	695
01502613	Thompson Barn	51515	Employers KPERS	70	0	0	0	0
01502613	Thompson Barn	51520	Employers KPERS W@R	0	85	0	0	0
01502613	Thompson Barn	51530	Pension Plan	37	0	0	0	0
01502613	Thompson Barn	51540	Workers Compensation	382	614	127	127	115
01502613	Thompson Barn	51545	Unemployment	241	177	263	263	120
01502613	Thompson Barn	51550	Health Insurance	384	0	0	0	0
01502613	Thompson Barn	51570	Employee Assistance Program	1	0	0	0	165
			Section Total	54,364	61,617	57,165	57,165	52,080
01502613	Thompson Barn	52159	Other Professional Services	2,121	226	2,124	2,124	2,124
01502613	Thompson Barn	52530	Telephone	8,243	295	15,866	30,866	15,866
01502613	Thompson Barn	52624	Rents - Equipment	2,329	3,610	3,763	3,763	3,763
01502613	Thompson Barn	52702	Repair/Maint - Facilities	3,491	5,583	7,273	7,273	7,273
01502613	Thompson Barn	52800	Advertising/Publications	4,715	5,110	4,000	4,000	4,000
01502613	Thompson Barn	52810	Copying/Printings Services	108	117	744	744	744
			Section Total	21,007	14,942	33,770	48,770	33,770
01502613	Thompson Barn	54110	Equipment - Other Minor	16,851	0	0	0	0
01502613	Thompson Barn	54300	Supplies	9,736	9,728	10,000	10,000	10,000
01502613	Thompson Barn	54322	Supplies - Ground	8,668	7,417	8,738	8,738	8,738
01502613	Thompson Barn	54340	Supplies - Operational	11,510	11,711	11,492	11,492	11,492
01502613	Thompson Barn	54342	Supplies - Other/misc	160	60	0	0	0
01502613	Thompson Barn	54442	Uniforms	0	0	300	300	300
			Section Total	46,925	28,916	30,530	30,530	30,530
01502614	Parks Prog. Other	54340	Supplies - Operational	9,869	9,692	10,000	10,000	10,000
			Section Total	9,869	9,692	10,000	10,000	10,000
01502653	Parks Prog. NGA	52620	Rents/Leases	823	20	7,821	7,821	7,821
			Section Total	823	20	7,821	7,821	7,821
01502653	Parks Prog. NGA	54300	Supplies	0	0	1,676	1,676	1,676
			Section Total	0	0	1,676	1,676	1,676
01503615	BBQ	51110	Overtime/Shift/Hazard	0	0	25,000	25,000	25,000
01503615	BBQ	51505	FICA/OADSI	0	0	1,550	1,550	1,550
01503615	BBQ	51510	FICA/MD	0	0	363	363	363
01503615	BBQ	51515	Employers KPERS	0	0	2,365	2,365	2,598
01503615	BBQ	51530	Pension Plan	68	0	1,500	1,500	0
01503615	BBQ	51540	Workers Compensation	184	0	197	197	197
01503615	BBQ	51545	Unemployment	0	0	125	125	0
			Section Total	252	0	31,100	31,100	29,708
01503615	BBQ	52159	Other Professional Services	10,913	10,482	18,584	18,584	18,584
01503615	BBQ	52620	Rents/Leases	12,462	13,255	0	0	0
01503615	BBQ	52624	Rents - Equipment	4,342	3,297	5,855	5,855	5,855
01503615	BBQ	52800	Advertising/Publications	384	530	676	676	676
01503615	BBQ	52810	Copying/Printings Services	300	0	1,802	1,802	1,802

ORG	ORG DESCRIPTION	OBJ	DESCRIPTION	2015	2016	2017	2017	2018
				ACTUAL	ACTUAL	ORIGINAL BUDGET	REVISED BUDGET	BUDGET
01503615	BBQ	52820	Dues/Memberships	385	385	395	395	395
			Section Total	28,786	27,950	27,312	27,312	27,312
01503615	BBQ	54322	Supplies - Ground	8,721	13,038	3,443	3,443	3,443
01503615	BBQ	54340	Supplies - Operational	19,914	20,585	27,544	27,544	27,544
01503615	BBQ	54342	Supplies - Other/misc.	0	0	0	0	5,300
01503615	BBQ	54430	Merchandise for Resale	10,857	12,499	18,097	18,097	18,097
			Section Total	39,492	46,123	49,084	49,084	54,384
01503616	Chili Challenge	51110	Overtime/Shift/Hazard	0	0	1,800	1,800	1,800
01503616	Chili Challenge	51505	FICA/OADSI	0	0	112	112	112
01503616	Chili Challenge	51510	FICA/MD	0	0	26	26	26
01503616	Chili Challenge	51515	Employers KPERS	0	0	170	170	187
01503616	Chili Challenge	51530	Pension Plan	5	0	108	108	0
01503616	Chili Challenge	51540	Workers Compensation	14	0	14	14	14
01503616	Chili Challenge	51545	Unemployment	0	0	9	9	0
			Section Total	19	0	2,239	2,239	2,139
01503616	Chili Challenge	52100	Services	1,553	0	0	0	0
01503616	Chili Challenge	52164	Performer/Entertainer	2,700	3,500	8,408	8,408	8,408
01503616	Chili Challenge	52624	Rents - Equipment	874	939	1,736	1,736	1,736
01503616	Chili Challenge	52800	Advertising/Publications	213	472	772	772	772
01503616	Chili Challenge	52810	Copying/Printings Services	13	0	0	0	0
			Section Total	5,353	4,911	10,916	10,916	10,916
01503616	Chili Challenge	54322	Supplies - Ground	182	454	2,000	2,000	2,000
01503616	Chili Challenge	54340	Supplies - Operational	17,102	14,108	15,299	15,299	15,299
01503616	Chili Challenge	54342	Supplies - Other/misc	35	2,027	0	0	0
01503616	Chili Challenge	54430	Merchandise for Resale	7,165	6,452	3,173	3,173	3,173
01503616	Chili Challenge	54444	Uniforms - Boots	0	0	126	126	126
			Section Total	24,484	23,042	20,598	20,598	20,598
01503617	Community Days	52159	Other Professional Services	0	16	511	511	511
01503617	Community Days	52800	Advertising/Publications	0	595	0	0	0
01503617	Community Days	52810	Copying/Printings Services	370	0	0	0	0
			Section Total	370	611	511	511	511
01503617	Community Days	54340	Supplies - Operational	228	212	807	807	807
			Section Total	228	212	807	807	807
01503618	Cupids Gem	52159	Other Professional Services	0	0	300	300	300
01503618	Cupids Gem	52800	Advertising/Publications	0	179	203	203	203
			Section Total	0	179	503	503	503
01503618	Cupids Gem	54340	Supplies - Operational	0	112	150	150	150
01503618	Cupids Gem	54342	Supplies - Other/misc	447	70	0	0	0
			Section Total	447	183	150	150	150
01503619	Enchanted Forest	52164	Performer/Entertainer	5,885	6,548	7,360	7,360	7,360
			Section Total	5,885	6,548	7,360	7,360	7,360
01503619	Enchanted Forest	54300	Supplies	37	0	0	0	0
01503619	Enchanted Forest	54322	Supplies - Ground	515	4,206	2,882	2,882	2,882
01503619	Enchanted Forest	54336	Supplies - Office	137	0	0	0	0
01503619	Enchanted Forest	54340	Supplies - Operational	926	285	0	0	0
			Section Total	1,615	4,491	2,882	2,882	2,882
01503620	Freedom Run	52159	Other Professional Services	0	17	300	300	300
01503620	Freedom Run	52164	Performer/Entertainer	8,584	7,014	15,831	15,831	15,831
01503620	Freedom Run	52624	Rents - Equipment	1,015	1,015	4,010	4,010	4,010
01503620	Freedom Run	52800	Advertising/Publications	0	0	227	227	227
01503620	Freedom Run	52810	Copying/Printings Services	0	0	932	932	932
01503620	Freedom Run	52850	Postage/Shipping	225	0	593	593	593
			Section Total	9,824	8,046	21,893	21,893	21,893
01503620	Freedom Run	54322	Supplies - Ground	892	1,505	3,000	3,000	3,000
01503620	Freedom Run	54340	Supplies - Operational	11,838	10,535	7,859	7,859	7,859
01503620	Freedom Run	54342	Supplies - Other/misc	36	23	0	0	0
			Section Total	12,766	12,063	10,859	10,859	10,859
01503621	Holiday Lights	52159	Other Professional Services	120	200	300	300	300
			Section Total	120	200	300	300	300

ORG	ORG DESCRIPTION	OBJ	DESCRIPTION	2015	2016	2017	2017	2018
				ACTUAL	ACTUAL	ORIGINAL BUDGET	REVISED BUDGET	BUDGET
01503621	Holiday Lights	54340	Supplies - Operational Section Total	183	92	1,200	1,200	1,200
01503622	Music	52164	Performer/Entertainer Section Total	1,935	2,394	4,550	4,550	4,550
01503623	Other Events	52159	Other Professional Services Section Total	0	0	366	366	366
01503623	Other Events	54340	Supplies - Operational Section Total	4,300	5,541	6,532	6,532	6,532
01503624	Bike Ride	52159	Other Professional Services	0	0	3,500	3,500	3,500
01503624	Bike Ride	52800	Advertising/Publications	0	567	0	0	0
01503624	Bike Ride	52810	Copying/Printings Services Section Total	239	0	0	0	0
01503624	Bike Ride	54340	Supplies - Operational Section Total	13,706	9,291	1,500	1,500	1,500
01503625	Spinach Festival	51100	Regular Salary/Wages	0	0	2,500	2,500	2,633
01503625	Spinach Festival	51505	FICA/OADSI	0	0	155	155	163
01503625	Spinach Festival	51510	FICA/MD	0	0	36	36	38
01503625	Spinach Festival	51515	Employers KPERS	0	0	237	237	295
01503625	Spinach Festival	51530	Pension Plan	7	0	150	150	0
01503625	Spinach Festival	51540	Workers Compensation	18	0	52	52	0
01503625	Spinach Festival	51545	Unemployment Section Total	0	0	13	13	7
01503625	Spinach Festival	52100	Services	475	2,000	0	0	0
01503625	Spinach Festival	52164	Performer/Entertainer	2,230	2,805	3,000	3,000	3,000
01503625	Spinach Festival	52620	Rents/Leases	5,549	5,789	0	0	0
01503625	Spinach Festival	52624	Rents - Equipment	776	776	6,581	6,581	6,581
01503625	Spinach Festival	52800	Advertising/Publications Section Total	875	1,058	927	927	927
01503625	Spinach Festival	54322	Supplies - Ground	0	181	1,734	1,734	1,734
01503625	Spinach Festival	54340	Supplies - Operational	4,036	1,570	3,156	3,156	3,156
01503625	Spinach Festival	54342	Supplies - Other/misc	3,201	3,710	1,600	1,600	1,600
01503625	Spinach Festival	54430	Merchandise for Resale Section Total	3,657	1,143	5,444	5,444	5,444
01503626	Senior Banquet	52159	Other Professional Services	3,560	4,263	4,375	4,375	4,375
01503626	Senior Banquet	52800	Advertising/Publications Section Total	0	0	260	260	260
01503626	Senior Banquet	54340	Supplies - Operational Section Total	1,355	0	1,325	1,325	1,325
01503627	Tails on Trails	54340	Supplies - Operational Section Total	872	426	600	600	600
01503656	Bridal Show	54340	Supplies - Operational Section Total	463	601	500	500	500
01504628	Adult Fitness	51100	Regular Salary/Wages	9,818	6,604	9,792	9,792	10,313
01504628	Adult Fitness	51505	FICA/OADSI	647	409	607	607	639
01504628	Adult Fitness	51510	FICA/MD	151	96	142	142	150
01504628	Adult Fitness	51515	Employers KPERS	44	2	926	926	0
01504628	Adult Fitness	51530	Pension Plan	26	0	0	0	0
01504628	Adult Fitness	51540	Workers Compensation	152	70	77	77	81
01504628	Adult Fitness	51545	Unemployment	53	22	49	49	26
01504628	Adult Fitness	51550	Health Insurance	137	0	0	0	0
01504628	Adult Fitness	51555	Short Term Disability	0	0	0	0	0
01504628	Adult Fitness	51565	Life Insurance	1	0	0	0	0
01504628	Adult Fitness	51570	Employee Assistance Program	0	0	0	0	28
01504628	Adult Fitness	51575	Other Benefits Section Total	101	0	0	0	0
				11,130	7,202	11,593	11,593	11,236

ORG	ORG DESCRIPTION	OBJ	DESCRIPTION	2015	2016	2017	2017	2018
				ACTUAL	ACTUAL	ORIGINAL BUDGET	REVISED BUDGET	BUDGET
01504628	Adult Fitness	52159	Other Professional Services	8,157	7,593	12,416	12,416	12,416
01504628	Adult Fitness	52840	Licenses/Certifications	431	110	1,200	1,200	1,200
			Section Total	8,588	7,703	13,616	13,616	13,616
01504628	Adult Fitness	54340	Supplies - Operational	894	386	1,197	1,197	1,197
01504628	Adult Fitness	54342	Supplies - Other/misc	0	0	0	0	0
			Section Total	894	386	1,197	1,197	1,197
01504629	Senior Programs	51100	Regular Salary/Wages	0	0	11,140	11,140	11,732
01504629	Senior Programs	51505	FICA/OADSI	0	0	691	691	727
01504629	Senior Programs	51510	FICA/MD	0	0	162	162	170
01504629	Senior Programs	51515	Employers KPERS	0	0	1,054	1,054	0
01504629	Senior Programs	51540	Workers Compensation	31	0	88	88	92
01504629	Senior Programs	51545	Unemployment	0	0	56	56	29
01504629	Senior Programs	51570	Employee Assistance Program	0	0	0	0	28
			Section Total	31	0	13,191	13,191	12,778
01504629	Senior Programs	52159	Other Professional Services	13,732	8,525	11,489	11,489	11,489
01504629	Senior Programs	52160	Payments To Other Agencies	0	31,313	0	0	0
01504629	Senior Programs	52164	Performer/Entertainer	4,932	165	0	0	0
01504629	Senior Programs	52800	Advertising/Publications	25	0	800	800	800
			Section Total	18,689	40,003	12,289	12,289	12,289
01504629	Senior Programs	54340	Supplies - Operational	2,363	2,198	4,391	4,391	4,791
01504629	Senior Programs	54342	Supplies - Other/misc	0	18	0	0	0
			Section Total	2,363	2,215	4,391	4,391	4,791
01504630	Adult Sports	51100	Regular Salary/Wages	0	0	3,090	3,090	3,254
01504630	Adult Sports	51505	FICA/OADSI	0	0	192	192	202
01504630	Adult Sports	51510	FICA/MD	0	0	45	45	47
01504630	Adult Sports	51515	Employers KPERS	0	0	292	292	0
01504630	Adult Sports	51540	Workers Compensation	9	0	24	24	26
01504630	Adult Sports	51545	Unemployment	0	0	15	15	8
01504630	Adult Sports	51570	Employee Assistance Program	0	0	0	0	28
			Section Total	9	0	3,658	3,658	3,564
01504630	Adult Sports	52159	Other Professional Services	623	1,496	7,500	7,500	7,500
			Section Total	623	1,496	7,500	7,500	7,500
01504630	Adult Sports	54340	Supplies - Operational	225	35	2,250	2,250	2,250
			Section Total	225	35	2,250	2,250	2,250
01504631	Adult Trips	51100	Regular Salary/Wages	0	0	5,838	5,838	6,148
01504631	Adult Trips	51505	FICA/OADSI	0	0	362	362	381
01504631	Adult Trips	51510	FICA/MD	0	0	85	85	89
01504631	Adult Trips	51515	Employers KPERS	0	0	552	552	0
01504631	Adult Trips	51540	Workers Compensation	16	0	46	46	48
01504631	Adult Trips	51545	Unemployment	0	0	29	29	15
01504631	Adult Trips	51570	Employee Assistance Program	0	0	0	0	28
			Section Total	16	0	6,912	6,912	6,709
01504631	Adult Trips	52100	Services	643	0	0	0	0
01504631	Adult Trips	52159	Other Professional Services	2,698	16,080	29,551	29,551	29,551
			Section Total	3,341	16,080	29,551	29,551	29,551
01504631	Adult Trips	54342	Supplies - Other/misc	8,924	9,358	800	800	800
01504631	Adult Trips	54430	Merchandise for Resale	3,355	0	0	0	0
			Section Total	12,279	9,358	800	800	800
01504632	Parks & Recreation - Other	51100	Regular Salary/Wages	0	0	5,517	5,517	5,810
01504632	Parks & Recreation - Other	51505	FICA/OADSI	0	0	342	342	360
01504632	Parks & Recreation - Other	51510	FICA/MD	0	0	80	80	84
01504632	Parks & Recreation - Other	51515	Employers KPERS	0	0	522	522	0
01504632	Parks & Recreation - Other	51540	Workers Compensation	16	0	43	43	46
01504632	Parks & Recreation - Other	51545	Unemployment	0	0	28	28	15
01504632	Parks & Recreation - Other	51570	Employee Assistance Program	0	0	0	0	28
			Section Total	16	0	6,532	6,532	6,343
01504632	Parks & Recreation - Other	52159	Other Professional Services	0	0	3,580	3,580	3,580
			Section Total	0	0	3,580	3,580	3,580

ORG	ORG DESCRIPTION	OBJ	DESCRIPTION	2015	2016	2017	2017	2018
				ACTUAL	ACTUAL	ORIGINAL BUDGET	REVISED BUDGET	BUDGET
01504632	Parks & Recreation - Other	54340	Supplies - Operational	4	0	0	0	0
			Section Total	4	0	0	0	0
01505633	Youth Trips	54340	Supplies - Operational	0	0	300	0	0
			Section Total	0	0	300	0	0
01505634	Youth Sports	51100	Regular Salary/Wages	0	0	5,090	5,090	0
01505634	Youth Sports	51505	FICA/OADSI	0	0	316	316	0
01505634	Youth Sports	51510	FICA/MD	0	0	74	74	0
01505634	Youth Sports	51515	Employers KPERS	0	0	481	481	0
01505634	Youth Sports	51540	Workers Compensation	9	0	40	40	0
01505634	Youth Sports	51545	Unemployment	0	0	25	25	0
01505634	Youth Sports	51570	Employee Assistance Program	0	0	0	0	0
			Section Total	9	0	6,026	6,026	0
01505634	Youth Sports	52159	Other Professional Services	4,451	7,863	8,000	8,000	8,000
			Section Total	4,451	7,863	8,000	8,000	8,000
01505634	Youth Sports	54340	Supplies - Operational	0	2,069	3,500	3,500	4,000
01505634	Youth Sports	54342	Supplies - Other/misc	175	175	0	0	0
			Section Total	175	2,244	3,500	3,500	4,000
01505635	Arts & Crafts	51100	Regular Salary/Wages	0	0	0	0	6,319
01505635	Arts & Crafts	51505	FICA/OADSI	0	0	0	0	392
01505635	Arts & Crafts	51510	FICA/MD	0	0	0	0	92
01505635	Arts & Crafts	51540	Workers Compensation	0	0	0	0	50
01505635	Arts & Crafts	51545	Unemployment	0	0	0	0	16
01505635	Arts & Crafts	51570	Employee Assistance Program	0	0	0	0	28
			Section Total	0	0	0	0	6,896
01505635	Arts & Crafts	52159	Other Professional Services	499	1,154	8,071	8,071	2,071
			Section Total	499	1,154	8,071	8,071	2,071
01505635	Arts & Crafts	54340	Supplies - Operational	239	421	2,846	2,846	2,846
			Section Total	239	421	2,846	2,846	2,846
01505636	Camps & Shows	51100	Regular Salary/Wages	0	0	17,763	17,763	39,444
01505636	Camps & Shows	51505	FICA/OADSI	0	0	1,102	1,102	2,445
01505636	Camps & Shows	51510	FICA/MD	0	0	257	257	572
01505636	Camps & Shows	51515	Employers KPERS	0	0	1,681	1,681	2,244
01505636	Camps & Shows	51540	Workers Compensation	10	0	140	140	311
01505636	Camps & Shows	51545	Unemployment	0	0	89	89	99
01505636	Camps & Shows	51570	Employee Assistance Program	0	0	0	0	110
			Section Total	10	0	21,032	21,032	45,225
01505636	Camps & Shows	52159	Other Professional Services	7,230	17,551	13,000	13,000	13,000
01505636	Camps & Shows	52840	Licenses/Certifications	0	0	0	0	1,800
			Section Total	7,230	17,551	13,000	13,000	14,800
01505636	Camps & Shows	54340	Supplies - Operational	0	0	0	0	7,300
01505636	Camps & Shows	54342	Supplies - Other/misc	0	0	150	450	450
			Section Total	0	0	150	450	7,750
01506637	Arts Council	52159	Other Professional Services	13,302	19,350	20,700	20,700	20,700
			Section Total	13,302	19,350	20,700	20,700	20,700
01506637	Arts Council	54340	Supplies - Operational	656	660	500	500	500
01506637	Arts Council	54342	Supplies - Other/misc	766	284	0	0	0
			Section Total	1,422	944	500	500	500
01506638	Prog Cook	52159	Other Professional Services	0	0	4,200	4,200	4,200
			Section Total	0	0	4,200	4,200	4,200
01506638	Prog Cook	54340	Supplies - Operational	31	99	250	250	250
			Section Total	31	99	250	250	250
01506640	Prog Dance	51100	Regular Salary/Wages	11,201	16,576	24,576	24,576	0
01506640	Prog Dance	51505	FICA/OADSI	694	1,028	1,524	1,524	0
01506640	Prog Dance	51510	FICA/MD	162	240	357	357	0
01506640	Prog Dance	51515	Employers KPERS	0	0	2,325	2,325	0
01506640	Prog Dance	51540	Workers Compensation	270	173	194	194	0

ORG	ORG DESCRIPTION	OBJ	DESCRIPTION	2015	2016	2017	2017	2018
				ACTUAL	ACTUAL	ORIGINAL BUDGET	REVISED BUDGET	BUDGET
01506640	Prog Dance	51545	Unemployment	53	51	123	123	0
			Section Total	12,380	18,067	29,099	29,099	0
01506640	Prog Dance	52159	Other Professional Services	1,205	0	1,200	1,200	0
			Section Total	1,205	0	1,200	1,200	0
01506640	Prog Dance	54340	Supplies - Operational	4,224	6,223	3,700	3,700	0
			Section Total	4,224	6,223	3,700	3,700	0
01506654	Get Outdoors	52159	Other Professional Services	0	0	340	340	340
01506654	Get Outdoors	52800	Advertising/Publications	49	4	400	400	400
			Section Total	49	4	740	740	740
01506654	Get Outdoors	54340	Supplies - Operational	1,290	257	1,750	1,750	1,750
			Section Total	1,290	257	1,750	1,750	1,750
01506655	Art & Wine Fair	52159	Other Professional Services	9,458	9,700	15,200	15,200	15,200
01506655	Art & Wine Fair	52164	Performer/Entertainer	1,600	1,700	3,000	3,000	3,000
01506655	Art & Wine Fair	52303	Meals/Food/Refreshments	999	999	400	400	400
01506655	Art & Wine Fair	52620	Rents/Leases	6,044	6,524	7,170	7,170	7,170
01506655	Art & Wine Fair	52800	Advertising/Publications	300	1,300	2,100	2,100	2,100
01506655	Art & Wine Fair	52820	Dues/Memberships	0	0	1,500	1,500	1,500
01506655	Art & Wine Fair	52850	Postage/Shipping	0	0	1,075	1,075	1,075
			Section Total	18,401	20,222	30,445	30,445	30,445
01506655	Art & Wine Fair	54336	Supplies - Office	0	0	150	150	150
01506655	Art & Wine Fair	54340	Supplies - Operational	2,145	1,206	5,050	5,050	5,050
01506655	Art & Wine Fair	54342	Supplies - Other/misc	2,193	3,176	4,067	4,067	4,067
01506655	Art & Wine Fair	54430	Merchandise for Resale	4,133	4,751	5,200	5,200	5,200
			Section Total	8,471	9,132	14,467	14,467	14,467
01506658	Community Symphony	52159	Other Professional Services	0	0	0	8,550	8,550
			Section Total	0	0	0	8,550	8,550
01507642	Programs - Nature	51100	Regular Salary/Wages	56,693	59,023	47,969	47,969	55,484
01507642	Programs - Nature	51110	Overtime/Shift/Hazard	22	131	0	0	0
01507642	Programs - Nature	51120	Allowances	913	914	910	910	910
01507642	Programs - Nature	51505	FICA/OADSI	3,439	3,577	3,030	3,030	3,496
01507642	Programs - Nature	51510	FICA/MD	804	837	709	709	818
01507642	Programs - Nature	51515	Employers KPERS	4,831	4,664	4,624	4,624	5,859
01507642	Programs - Nature	51530	Pension Plan	3,553	3,691	3,764	3,764	3,773
01507642	Programs - Nature	51540	Workers Compensation	1,897	1,513	1,052	1,052	1,214
01507642	Programs - Nature	51545	Unemployment	274	178	240	240	139
01507642	Programs - Nature	51550	Health Insurance	11,448	13,620	14,500	14,500	12,000
01507642	Programs - Nature	51555	Short Term Disability	25	24	31	31	31
01507642	Programs - Nature	51565	Life Insurance	115	119	117	117	135
01507642	Programs - Nature	51570	Employee Assistance Program	27	26	28	28	28
			Section Total	84,041	88,316	76,974	76,974	83,886
01507642	Programs - Nature	52159	Other Professional Services	0	35	1,000	1,000	1,000
01507642	Programs - Nature	52810	Copying/Printings Services	0	0	2,500	2,500	2,500
			Section Total	0	35	3,500	3,500	3,500
01507642	Programs - Nature	54340	Supplies - Operational	4,937	9,092	13,935	13,935	13,435
01507642	Programs - Nature	54342	Supplies - Other/misc	31	249	0	0	0
01507642	Programs - Nature	54442	Uniforms	0	0	100	100	100
			Section Total	4,968	9,341	14,035	14,035	13,535
01507643	Community Gardens	54340	Supplies - Operational	559	1,017	1,000	1,000	1,000
			Section Total	559	1,017	1,000	1,000	1,000
01508645	Tennis	52159	Other Professional Services	1,394	2,774	5,600	5,600	5,600
			Section Total	1,394	2,774	5,600	5,600	5,600
01508645	Tennis	54340	Supplies - Operational	0	0	1,200	1,200	1,200
			Section Total	0	0	1,200	1,200	1,200
01509646	Swimming Pools	51100	Regular Salary/Wages	0	0	43,227	43,227	68,528
01509646	Swimming Pools	51120	Allowances	0	0	0	0	455
01509646	Swimming Pools	51505	FICA/OADSI	0	0	2,680	2,680	4,276
01509646	Swimming Pools	51510	FICA/MD	0	0	626	626	1,000

ORG	ORG DESCRIPTION	OBJ	DESCRIPTION	2015	2016	2017	2017	2018
				ACTUAL	ACTUAL	ORIGINAL BUDGET	REVISED BUDGET	BUDGET
01509646	Swimming Pools	51515	Employers KPERs	0	0	1,725	1,725	4,102
01509646	Swimming Pools	51530	Pension Plan	0	0	2,904	2,904	2,640
01509646	Swimming Pools	51540	Workers Compensation	966	0	1,208	1,208	1,608
01509646	Swimming Pools	51545	Unemployment	0	0	216	216	171
01509646	Swimming Pools	51550	Health Insurance	0	0	6,042	6,042	12,000
01509646	Swimming Pools	51555	Short Term Disability	0	0	13	13	31
01509646	Swimming Pools	51565	Life Insurance	0	0	44	44	95
01509646	Swimming Pools	51570	Employee Assistance Program	0	0	39	39	55
			Section Total	966	0	58,724	58,724	94,961
01509646	Swimming Pools	52159	Other Professional Services	1,393	1,340	694	694	694
01509646	Swimming Pools	52166	Photography Services	0	233	423	423	423
01509646	Swimming Pools	52304	Training/Mtgs - Registration	105	981	7,143	7,143	5,823
01509646	Swimming Pools	52702	Repair/Maint - Facilities	0	2,090	259	259	259
01509646	Swimming Pools	52800	Advertising/Publications	200	103	2,061	2,061	2,061
			Section Total	1,698	4,747	10,580	10,580	9,260
01509646	Swimming Pools	54340	Supplies - Operational	625	1,705	3,100	3,100	11,360
01509646	Swimming Pools	54430	Merchandise for Resale	606	1,203	1,500	1,500	1,500
			Section Total	1,231	2,908	4,600	4,600	12,860
01509647	Ad Astra Pool	51100	Regular Salary/Wages	73,406	82,717	86,265	86,265	85,036
01509647	Ad Astra Pool	51505	FICA/OADSI	4,551	5,128	5,348	5,348	5,272
01509647	Ad Astra Pool	51510	FICA/MD	1,064	1,199	1,251	1,251	1,233
01509647	Ad Astra Pool	51540	Workers Compensation	4,746	3,569	2,814	2,814	2,774
01509647	Ad Astra Pool	51545	Unemployment	352	256	432	432	213
01509647	Ad Astra Pool	51570	Employee Assistance Program	0	0	0	0	28
			Section Total	84,119	92,870	96,110	96,110	94,555
01509647	Ad Astra Pool	52510	Electricity	0	0	2,274	2,274	2,274
01509647	Ad Astra Pool	52515	Gas	0	0	87	87	87
01509647	Ad Astra Pool	52530	Telephone	0	0	792	792	792
01509647	Ad Astra Pool	52545	Water	0	0	1,211	1,211	1,211
01509647	Ad Astra Pool	52704	Repair/Maint - Equipment	725	765	974	974	974
01509647	Ad Astra Pool	52800	Advertising/Publications	254	99	2,177	2,177	2,177
01509647	Ad Astra Pool	52820	Dues/Memberships	490	500	86	86	86
			Section Total	1,469	1,364	7,601	7,601	7,601
01509647	Ad Astra Pool	54322	Supplies - Ground	26,206	27,597	24,126	24,126	24,126
01509647	Ad Astra Pool	54330	Supplies - Medical (disposable)	1,309	2,057	8,770	8,770	8,770
01509647	Ad Astra Pool	54336	Supplies - Office	0	0	89	1,267	89
01509647	Ad Astra Pool	54340	Supplies - Operational	562	920	783	783	783
01509647	Ad Astra Pool	54430	Merchandise for Resale	2,448	3,029	8,599	7,421	8,599
01509647	Ad Astra Pool	54442	Uniforms	1,916	1,914	1,497	1,497	1,497
			Section Total	32,441	35,516	43,864	43,864	43,864
01509648	Flat Rock Creek Pool	51100	Regular Salary/Wages	71,355	77,833	77,887	77,887	81,022
01509648	Flat Rock Creek Pool	51505	FICA/OADSI	4,424	4,826	4,829	4,829	5,023
01509648	Flat Rock Creek Pool	51510	FICA/MD	1,035	1,129	1,130	1,130	1,175
01509648	Flat Rock Creek Pool	51540	Workers Compensation	4,433	3,136	2,541	2,541	2,643
01509648	Flat Rock Creek Pool	51545	Unemployment	342	241	389	389	203
01509648	Flat Rock Creek Pool	51570	Employee Assistance Program	0	0	0	0	28
			Section Total	81,589	87,164	86,776	86,776	90,094
01509648	Flat Rock Creek Pool	52510	Electricity	0	0	1,024	1,024	1,024
01509648	Flat Rock Creek Pool	52530	Telephone	0	0	745	745	745
01509648	Flat Rock Creek Pool	52545	Water	0	0	899	899	899
01509648	Flat Rock Creek Pool	52702	Repair/Maint - Facilities	0	0	776	776	776
01509648	Flat Rock Creek Pool	52704	Repair/Maint - Equipment	725	765	955	955	955
01509648	Flat Rock Creek Pool	52800	Advertising/Publications	254	99	1,902	1,902	1,902
01509648	Flat Rock Creek Pool	52820	Dues/Memberships	779	789	86	86	86
			Section Total	1,758	1,653	6,387	6,387	6,387
01509648	Flat Rock Creek Pool	54322	Supplies - Ground	15,234	23,716	17,611	17,611	17,611
01509648	Flat Rock Creek Pool	54330	Supplies - Medical (disposable)	908	1,549	1,266	1,266	1,266
01509648	Flat Rock Creek Pool	54336	Supplies - Office	0	0	30	1,208	30
01509648	Flat Rock Creek Pool	54340	Supplies - Operational	753	1,374	4,809	4,809	4,809
01509648	Flat Rock Creek Pool	54430	Merchandise for Resale	2,743	3,302	4,857	3,679	4,857
01509648	Flat Rock Creek Pool	54442	Uniforms	1,460	1,548	1,117	1,117	1,117
			Section Total	21,098	31,489	29,690	29,690	29,690

ORG	ORG DESCRIPTION	OBJ	DESCRIPTION	2015	2016	2017	2017	2018
				ACTUAL	ACTUAL	ORIGINAL BUDGET	REVISED BUDGET	BUDGET
01509649	Indian Trails Pool	51100	Regular Salary/Wages	138,618	126,163	143,930	143,930	137,671
01509649	Indian Trails Pool	51505	FICA/OADSI	8,594	7,822	8,923	8,923	8,536
01509649	Indian Trails Pool	51510	FICA/MD	2,010	1,829	2,087	2,087	1,996
01509649	Indian Trails Pool	51540	Workers Compensation	8,320	5,470	4,696	4,696	4,492
01509649	Indian Trails Pool	51545	Unemployment	665	391	720	720	344
01509649	Indian Trails Pool	51570	Employee Assistance Program	0	0	0	0	28
Section Total				158,207	141,675	160,356	160,356	153,067
01509649	Indian Trails Pool	52510	Electricity	0	0	4,224	4,224	4,224
01509649	Indian Trails Pool	52530	Telephone	0	0	728	728	728
01509649	Indian Trails Pool	52535	Trash	0	0	77	77	77
01509649	Indian Trails Pool	52545	Water	0	0	2,406	2,406	2,406
01509649	Indian Trails Pool	52704	Repair/Maint - Equipment	725	765	955	955	955
01509649	Indian Trails Pool	52800	Advertising/Publications	254	1,187	2,482	2,482	2,482
01509649	Indian Trails Pool	52820	Dues/Memberships	490	500	86	86	86
Section Total				1,469	2,452	10,958	10,958	10,958
01509649	Indian Trails Pool	54110	Equipment - Other Minor	0	0	4,568	4,568	4,568
01509649	Indian Trails Pool	54322	Supplies - Ground	36,527	34,015	23,691	23,691	23,691
01509649	Indian Trails Pool	54330	Supplies - Medical (disposable)	6,083	4,024	7,657	7,657	7,657
01509649	Indian Trails Pool	54336	Supplies - Office	-38	64	166	1,344	166
01509649	Indian Trails Pool	54340	Supplies - Operational	942	1,405	2,084	2,084	2,084
01509649	Indian Trails Pool	54430	Merchandise for Resale	6,293	6,028	10,554	9,376	10,554
01509649	Indian Trails Pool	54442	Uniforms	3,354	2,835	2,505	2,505	2,505
Section Total				53,161	48,371	51,225	51,225	51,225
01509651	Swim Team	51100	Regular Salary/Wages	11,160	12,544	20,428	20,428	20,393
01509651	Swim Team	51505	FICA/OADSI	692	778	1,267	1,267	1,264
01509651	Swim Team	51510	FICA/MD	162	182	296	296	296
01509651	Swim Team	51540	Workers Compensation	1,031	546	666	666	665
01509651	Swim Team	51545	Unemployment	54	39	102	102	51
01509651	Swim Team	51570	Employee Assistance Program	0	0	0	0	28
Section Total				13,099	14,088	22,759	22,759	22,696
01509651	Swim Team	52159	Other Professional Services	0	0	91	91	91
01509651	Swim Team	52820	Dues/Memberships	1,018	612	472	472	472
Section Total				1,018	612	563	563	563
01509651	Swim Team	54340	Supplies - Operational	2,366	3,228	2,009	2,009	11,009
01509651	Swim Team	54430	Merchandise for Resale	409	0	1,387	1,387	1,387
Section Total				2,775	3,228	3,396	3,396	12,396
Department Total				5,595,156	5,715,507	6,576,905	6,643,515	6,824,854
General Fund Total				68,949,008	66,691,416	96,249,348	80,570,752	103,908,713
05700000	2003A GO Bonds	60105	Interest	41,734	33,876	23,375	23,375	11,856
05700000	2003A GO Bonds	60210	Principal Redemption	196,475	210,025	230,350	230,350	237,125
Section Total				238,209	243,901	253,725	253,725	248,981
05700000	2005A Special Assessment	60105	Interest	4,875	0	0	0	0
05700000	2005A Special Assessment	60210	Principal Redemption	130,000	0	0	0	0
Section Total				134,875	0	0	0	0
05700000	2005B GO Bonds	60105	Interest	79,035	0	0	0	0
05700000	2005B GO Bonds	60210	Principal Redemption	305,000	0	0	0	0
Section Total				384,035	0	0	0	0
05700000	2006C Special Assessment	60105	Interest	165,794	145,231	0	0	0
05700000	2006C Special Assessment	60210	Principal Redemption	470,000	490,000	0	0	0
Section Total				635,794	635,231	0	0	0
05700000	2006E GO Bonds	60105	Interest	25,891	24,091	22,292	22,292	20,491
05700000	2006E GO Bonds	60210	Principal Redemption	45,000	45,000	45,000	45,000	50,000
Section Total				70,891	69,091	67,292	67,292	70,491

ORG	ORG DESCRIPTION	OBJ	DESCRIPTION	2015	2016	2017	2017	2018
				ACTUAL	ACTUAL	ORIGINAL BUDGET	REVISED BUDGET	BUDGET
05700000	2007B GO Bonds	60105	Interest	145,250	129,750	113,750	113,750	97,000
05700000	2007B GO Bonds	60210	Principal Redemption	310,000	320,000	335,000	335,000	350,000
			Section Total	455,250	449,750	448,750	448,750	447,000
05700000	2008B Special Assessment	60105	Interest	110,450	100,125	88,125	88,125	75,525
05700000	2008B Special Assessment	60210	Principal Redemption	295,000	300,000	315,000	315,000	325,000
			Section Total	405,450	400,125	403,125	403,125	400,525
05700000	2008B TIF	60105	Interest	319,226	294,550	265,552	265,552	235,551
05700000	2008B TIF	60210	Principal Redemption	705,000	725,000	750,000	750,000	775,000
			Section Total	1,024,226	1,019,550	1,015,552	1,015,552	1,010,551
05700000	2009A GO Bonds	60105	Interest	15,988	10,486	39,498	39,498	31,008
05700000	2009A GO Bonds	60210	Principal Redemption	260,000	265,000	275,000	275,000	280,000
			Section Total	275,988	275,486	314,498	314,498	311,008
05700000	2009B GO Bonds	60105	Interest	212,191	0	0	0	0
05700000	2009B GO Bonds	60210	Principal Redemption	390,000	0	0	0	0
			Section Total	602,191	0	0	0	0
05700000	2010B GO Bonds	60105	Interest	153,569	144,569	135,868	135,868	127,168
05700000	2010B GO Bonds	60210	Principal Redemption	300,000	290,000	290,000	290,000	300,000
			Section Total	453,569	434,569	425,868	425,868	427,168
05700000	2010B Special Assessment	60105	Interest	156,050	145,400	134,600	134,600	123,350
05700000	2010B Special Assessment	60210	Principal Redemption	355,000	360,000	375,000	375,000	385,000
			Section Total	511,050	505,400	509,600	509,600	508,350
05700000	2010C GO Refunding Bonds	60105	Interest	448,268	357,212	245,932	245,932	124,660
05700000	2010C GO Refunding Bonds	60210	Principal Redemption	2,276,400	2,225,587	2,425,450	2,425,450	2,493,200
			Section Total	2,724,668	2,582,799	2,671,382	2,671,382	2,617,860
05700000	2011A GO Bonds	60105	Interest	105,600	91,500	77,100	77,100	62,250
05700000	2011A GO Bonds	60210	Principal Redemption	470,000	480,000	495,000	495,000	505,000
			Section Total	575,600	571,500	572,100	572,100	567,250
05700000	2012A GO Bonds	60105	Interest	78,338	70,013	61,350	61,350	52,912
05700000	2012A GO Bonds	60210	Principal Redemption	370,000	385,000	375,000	375,000	395,000
			Section Total	448,338	455,013	436,350	436,350	447,912
05700000	2012A Special Assessment	60105	Interest	240,069	231,631	223,194	223,194	214,532
05700000	2012A Special Assessment	60210	Principal Redemption	375,000	375,000	385,000	385,000	405,000
			Section Total	615,069	606,631	608,194	608,194	619,532
05700000	2013A GO Bonds	60105	Interest	90,250	83,150	75,950	75,950	68,550
05700000	2013A GO Bonds	60210	Principal Redemption	355,000	360,000	370,000	370,000	375,000
			Section Total	445,250	443,150	445,950	445,950	443,550
05700000	2013A Special Assessment	60105	Interest	22,325	21,425	20,526	20,526	19,626
05700000	2013A Special Assessment	60210	Principal Redemption	45,000	45,000	45,000	45,000	50,000
			Section Total	67,325	66,425	65,526	65,526	69,626
05700000	2014A GO Bonds	60105	Interest	350,473	340,544	312,944	312,944	265,444
05700000	2014A GO Bonds	60210	Principal Redemption	910,000	920,000	950,000	950,000	995,000
			Section Total	1,260,473	1,260,544	1,262,944	1,262,944	1,260,444
05700000	2014B GO Refunding Bonds	60105	Interest	0	81,000	201,500	201,500	161,250
05700000	2014B GO Refunding Bonds	60210	Principal Redemption	0	290,000	805,000	805,000	830,000
			Section Total	0	371,000	1,006,500	1,006,500	991,250
05700000	2015A GO Bonds	60105	Interest	0	510,441	438,275	438,275	420,575
05700000	2015A GO Bonds	60210	Principal Redemption	0	515,000	590,000	590,000	605,000
			Section Total	0	1,025,441	1,028,275	1,028,275	1,025,575
05700000	2015A Special Assessment	60105	Interest	0	171,169	146,450	146,450	140,000
05700000	2015A Special Assessment	60210	Principal Redemption	0	190,000	215,000	215,000	220,000
			Section Total	0	361,169	361,450	361,450	360,000
05700000	2015A Refunding Bonds	60105	Interest	0	218,925	184,400	184,400	173,600
05700000	2015A Refunding Bonds	60210	Principal Redemption	0	340,000	360,000	360,000	365,000
			Section Total	0	558,925	544,400	544,400	538,600

ORG	ORG DESCRIPTION	OBJ	DESCRIPTION	2015 ACTUAL	2016 ACTUAL	2017 ORIGINAL BUDGET	2017 REVISED BUDGET	2018 BUDGET
05700000	2015B Civic Center Bonds	60105	Interest	0	403,724	567,738	567,738	567,738
			Section Total	<u>0</u>	<u>403,724</u>	<u>567,738</u>	<u>567,738</u>	<u>567,738</u>
05700000	2017 GO Bonds	60105	Interest	0	0	0	0	125,000
05700000	2017 GO Bonds	60210	Principal Redemption	0	0	0	0	446,294
			Section Total	<u>0</u>	<u>0</u>	<u>0</u>	<u>0</u>	<u>571,294</u>
05700000	Debt Service	70100	Transfers	0	0	504,495	504,495	691,000
05700000	Debt Service	70500	Fund Balance Reserve	0	0	5,254,527	0	3,059,202
			Section Total	<u>0</u>	<u>0</u>	<u>5,759,022</u>	<u>504,495</u>	<u>3,750,202</u>
06700000	Debt Service	52100	Services	9,648	8,968	0	0	0
06700000	Debt Service	60105	Interest	27,444	38,801	279,815	279,815	247,205
06700000	Debt Service	60210	Principal Redemption	177,556	181,199	0	0	0
			Section Total	<u>214,648</u>	<u>228,968</u>	<u>279,815</u>	<u>279,815</u>	<u>247,205</u>
Debt Service Funds Total				11,542,899	12,968,392	19,048,056	13,793,529	17,502,112
25401502	Special Highway - Streets	70100	Transfers	1,331,909	1,626,199	1,399,780	1,399,780	1,434,560
25401502	Special Highway - Streets	70500	Fund Balance Reserve	0	0	335,629	0	354,323
			Section Total	<u>1,331,909</u>	<u>1,626,199</u>	<u>1,735,409</u>	<u>1,399,780</u>	<u>1,788,883</u>
Special Highway Fund Total				1,331,909	1,626,199	1,735,409	1,399,780	1,788,883
26350000	Drug & Alcohol Awareness	52160	Payments To Other Agencies	128,375	128,375	159,000	159,000	160,000
			Section Total	<u>128,375</u>	<u>128,375</u>	<u>159,000</u>	<u>159,000</u>	<u>160,000</u>
26350000	Drug & Alcohol Awareness	54342	Supplies - Other/misc	24,961	25,054	35,046	35,046	30,056
			Section Total	<u>24,961</u>	<u>25,054</u>	<u>35,046</u>	<u>35,046</u>	<u>30,056</u>
26350000	Drug & Alcohol Awareness	70100	Transfers	32,206	63,937	61,000	61,000	66,500
26350000	Drug & Alcohol Awareness	70500	Fund Balance Reserve	0	0	420,672	0	457,108
			Section Total	<u>32,206</u>	<u>63,937</u>	<u>481,672</u>	<u>61,000</u>	<u>523,608</u>
Special Alcohol Fund Total				185,542	217,365	675,718	255,046	713,664
27501000	Special Parks & Recreation	70100	Transfers	252,441	248,925	255,046	255,046	256,556
27501000	Special Parks & Recreation	70500	Fund Balance Reserve	0	0	60,359	0	65,235
			Section Total	<u>252,441</u>	<u>248,925</u>	<u>315,405</u>	<u>255,046</u>	<u>321,791</u>
Special Parks & Rec. Fund Total				252,441	248,925	315,405	255,046	321,791
28054000	Economic Development - CVB	52120	Convention & Visitors Bureau	220,000	220,000	220,000	220,000	220,000
28055000	Economic Development - EDC	52124	Economic Development Council	325,000	325,000	325,000	325,000	335,000
			Section Total	<u>545,000</u>	<u>545,000</u>	<u>545,000</u>	<u>545,000</u>	<u>555,000</u>
28056000	Economic Development - Other	60105	Interest	0	126,406	124,006	124,006	116,506
28056000	Economic Development - Other	60210	Principal Redemption	0	80,000	150,000	150,000	160,000
			Section Total	<u>0</u>	<u>206,406</u>	<u>274,006</u>	<u>274,006</u>	<u>276,506</u>
28056000	Economic Development - Other	70100	Transfers	23,000	23,000	269,938	269,938	879,755
28056000	Economic Development - Other	70500	Fund Balance Reserve	0	0	1,034,540	0	1,198,428
			Section Total	<u>23,000</u>	<u>23,000</u>	<u>1,304,478</u>	<u>269,938</u>	<u>2,078,183</u>
28500652	Legler Barn	51100	Regular Salary/Wages	8,781	10,417	30,722	30,722	32,684
28500652	Legler Barn	51130	Compensation Reserve	544	0	1,331	1,331	0
28500652	Legler Barn	51505	FICA/OADSI	0	646	1,905	1,905	2,026
28500652	Legler Barn	51510	FICA/MD	127	151	445	445	474
28500652	Legler Barn	51515	Employers KPERs	0	0	2,906	2,906	3,219
28500652	Legler Barn	51530	Pension Plan	72	0	1,843	1,843	0
28500652	Legler Barn	51540	Workers Compensation	125	78	74	74	78
28500652	Legler Barn	51545	Unemployment	42	32	154	154	82
28500652	Legler Barn	51550	Health Insurance	0	0	14,500	14,500	0
28500652	Legler Barn	51570	Employee Assistance Program	0	0	28	28	28
			Section Total	<u>9,691</u>	<u>11,324</u>	<u>53,908</u>	<u>53,908</u>	<u>38,591</u>

ORG	ORG DESCRIPTION	OBJ	DESCRIPTION	2015 ACTUAL	2016 ACTUAL	2017 ORIGINAL BUDGET	2017 REVISED BUDGET	2018 BUDGET
28500652	Legler Barn	52100	Services	749	550	0	0	0
28500652	Legler Barn	52159	Other Professional Services	250	1,459	1,500	1,500	1,500
28500652	Legler Barn	52166	Photography Services	0	0	1,778	1,778	1,778
28500652	Legler Barn	52300	Training/Travel/Meetings	0	0	947	947	947
28500652	Legler Barn	52320	Training/Mtgs - Hosted by City	0	0	358	358	358
28500652	Legler Barn	52500	Utility Service	854	87	0	0	0
28500652	Legler Barn	52530	Telephone	87	458	1,735	1,735	1,735
28500652	Legler Barn	52800	Advertising/Publications	250	295	1,259	1,259	1,259
28500652	Legler Barn	52850	Postage/Shipping	0	0	171	171	171
			Section Total	2,190	2,848	7,748	7,748	7,748
28500652	Legler Barn	54322	Supplies - Ground	0	0	1,266	1,266	1,266
28500652	Legler Barn	54336	Supplies - Office	0	0	947	947	947
28500652	Legler Barn	54340	Supplies - Operational	0	0	187	187	187
			Section Total	0	0	2,400	2,400	2,400
Tourism & Convention Fund Total				579,881	788,578	2,187,540	1,153,000	2,958,428
40501703	PRIF Zone 1	70100	Transfers	24,598	0	225,000	225,000	275,000
40501703	PRIF Zone 1	70500	Fund Balance Reserve	0	0	544,363	0	912,221
			Section Total	24,598	0	769,363	225,000	1,187,221
40501709	PRIF Zone 1	55302	Art	2,800	0	0	0	0
			Section Total	2,800	0	0	0	0
PRIF Zone 1 Fund Total				27,398	0	769,363	225,000	1,187,221
41501704	PRIF Zone 2	70100	Transfers	0	0	100,000	100,000	100,000
41501704	PRIF Zone 2	70500	Fund Balance Reserve	0	0	342,070	0	428,347
			Section Total	0	0	442,070	100,000	528,347
41501710	PRIF Zone 2	55302	Art	628	0	0	0	0
			Section Total	628	0	0	0	0
PRIF Zone 2 Fund Total				628	0	442,070	100,000	528,347
42501705	PRIF Zone 3	70100	Transfers	0	0	75,000	75,000	65,000
42501705	PRIF Zone 3	70500	Fund Balance Reserve	0	0	331,198	0	387,315
			Section Total	0	0	406,198	75,000	452,315
PRIF Zone 3 Fund Total				0	0	406,198	75,000	452,315
43501706	Street Tree Zone 1	54322	Supplies - Ground	3,084	460	10,000	10,000	10,000
			Section Total	3,084	460	10,000	10,000	10,000
43501706	Street Tree Zone 1	70500	Fund Balance Reserve	0	0	106,273	0	106,212
			Section Total	0	0	106,273	0	106,212
Street Tree Zone 1 Fund Total				3,084	460	116,273	10,000	116,212
44501707	Street Tree Zone 2	54322	Supplies - Ground	31,354	17,532	25,000	25,000	25,000
			Section Total	31,354	17,532	25,000	25,000	25,000
44501707	Street Tree Zone 2	70500	Fund Balance Reserve	0	0	93,316	0	81,722
			Section Total	0	0	93,316	0	81,722
Street Tree Zone 2 Fund Total				31,354	17,532	118,316	25,000	106,722
45501708	Street Tree Zone 3	54322	Supplies - Ground	34,915	3,819	20,000	20,000	20,000
			Section Total	34,915	3,819	20,000	20,000	20,000
45501708	Street Tree Zone 3	70500	Fund Balance Reserve	0	0	191,382	0	205,004
			Section Total	0	0	191,382	0	205,004
Street Tree Zone 3 Fund Total				34,915	3,819	211,382	20,000	225,004

ORG	ORG DESCRIPTION	OBJ	DESCRIPTION	2015 ACTUAL	2016 ACTUAL	2017 ORIGINAL BUDGET	2017 REVISED BUDGET	2018 BUDGET
46402000	TIP Zone 1	70100	Transfers	305,932	210,000	220,000	220,000	320,000
46402000	TIP Zone 1	70500	Fund Balance Reserve	0	0	653,126	0	846,492
			Section Total	305,932	210,000	873,126	220,000	1,166,492
			TIP Zone 1 Fund Total	305,932	210,000	873,126	220,000	1,166,492
47402000	TIP Zone 2	70100	Transfers	310,200	0	75,000	75,000	102,000
47402000	TIP Zone 2	70500	Fund Balance Reserve	0	0	107,550	0	205,039
			Section Total	310,200	0	182,550	75,000	307,039
			TIP Zone 2 Fund Total	310,200	0	182,550	75,000	307,039
48402000	TIP Zone 3	70100	Transfers	0	0	75,000	75,000	76,000
48402000	TIP Zone 3	70500	Fund Balance Reserve	0	0	423,042	0	471,150
			Section Total	0	0	498,042	75,000	547,150
			TIP Zone 3 Fund Total	0	0	498,042	75,000	547,150
50052000	Economic Development - NRD	52159	Other Professional Services	0	100	0	0	0
50052000	Economic Development - NRD	52160	Payments To Other Agencies	0	138,855	0	0	0
50052000	Economic Development - NRD	52846	NRD Rebate	207,559	201,501	300,000	300,000	300,000
			Section Total	207,559	340,456	300,000	300,000	300,000
50052000	Economic Development - NRD	70500	Fund Balance Reserve	0	0	155,176	0	69,202
			Section Total	0	0	155,176	0	69,202
			NRD Fund Total	207,559	340,456	455,176	300,000	369,202
51053000	Economic Development - TIF	55810	Economic Development	297,295	681,651	3,439,715	3,439,715	4,468,545
			Section Total	297,295	681,651	3,439,715	3,439,715	4,468,545
51053000	Economic Development - TIF	70100	Transfers	950,860	779,711	17,285	17,285	22,455
51053000	Economic Development - TIF	70500	Fund Balance Reserve	0	0	852,708	0	1,396,992
			Section Total	950,860	779,711	869,993	17,285	1,419,447
			City Center Fund Total	1,248,155	1,461,362	4,309,708	3,457,000	5,887,992
52053000	Economic Development - TIF	52100	Services	1,011	0	0	0	0
			Section Total	1,011	0	0	0	0
52053000	Economic Development - TIF	70100	Transfers	219,303	225,700	0	0	0
			Section Total	219,303	225,700	0	0	0
			City Center Fund Total	220,314	225,700	0	0	0
53053000	Economic Development - TIF	55810	Economic Development	1,228,039	1,327,815	1,604,935	1,604,935	1,669,610
			Section Total	1,228,039	1,327,815	1,604,935	1,604,935	1,669,610
53053000	Economic Development - TIF	70100	Transfers	2,694	3,013	8,065	8,065	8,390
53053000	Economic Development - TIF	70500	Fund Balance Reserve	0	0	663	0	1,137
			Section Total	2,694	3,013	8,728	8,065	9,527
			Mining TIF Fund Total	1,230,733	1,330,828	1,613,663	1,613,000	1,679,137
54053000	Economic Development - TIF	55810	Economic Development	55,688	217,424	958,185	958,185	771,125
			Section Total	55,688	217,424	958,185	958,185	771,125
54053000	Economic Development - TIF	70100	Transfers	0	0	4,815	4,815	3,875
54053000	Economic Development - TIF	70118	Transfers - TIF	621,864	0	0	0	0
54053000	Economic Development - TIF	70500	Fund Balance Reserve	0	0	43,961	0	560,464
			Section Total	621,864	0	48,776	4,815	564,339
			Ridgeview Mining TIF Fund Total	677,552	217,424	1,006,961	963,000	1,335,464

ORG	ORG DESCRIPTION	OBJ	DESCRIPTION	2015 ACTUAL	2016 ACTUAL	2017 ORIGINAL BUDGET	2017 REVISED BUDGET	2018 BUDGET
56051000	Economic Development - CID	55810	Economic Development Section Total	550,411	512,395	643,500	643,500	643,500
				<u>550,411</u>	<u>512,395</u>	<u>643,500</u>	<u>643,500</u>	<u>643,500</u>
56051000	Economic Development - CID	70100	Transfers	0	10,735	6,500	6,500	6,500
56051000	Economic Development - CID	70500	Fund Balance Reserve	0	0	119,088	0	106,397
			Section Total	<u>0</u>	<u>10,735</u>	<u>125,588</u>	<u>6,500</u>	<u>112,897</u>
			Orchard Corners CID Fund Total	<u>550,411</u>	<u>523,131</u>	<u>769,088</u>	<u>650,000</u>	<u>756,397</u>
57051000	Economic Development - CID	55810	Economic Development Section Total	84,238	73,157	99,000	99,000	99,000
				<u>84,238</u>	<u>73,157</u>	<u>99,000</u>	<u>99,000</u>	<u>99,000</u>
57051000	Economic Development - CID	70100	Transfers	0	1,590	1,000	1,000	1,000
57051000	Economic Development - CID	70500	Fund Balance Reserve	0	0	14,596	0	11,257
			Section Total	<u>0</u>	<u>1,590</u>	<u>15,596</u>	<u>1,000</u>	<u>12,257</u>
			Prairie Creek CID Fund Total	<u>84,238</u>	<u>74,747</u>	<u>114,596</u>	<u>100,000</u>	<u>111,257</u>
58051000	Economic Development - CID	55810	Economic Development Section Total	32,069	39,220	51,480	51,480	51,480
				<u>32,069</u>	<u>39,220</u>	<u>51,480</u>	<u>51,480</u>	<u>51,480</u>
58051000	Economic Development - CID	70100	Transfers	0	720	520	520	520
58051000	Economic Development - CID	70500	Fund Balance Reserve	0	0	4,168	0	6,710
			Section Total	<u>0</u>	<u>720</u>	<u>4,688</u>	<u>520</u>	<u>7,230</u>
			Quivira 95 CID Fund Total	<u>32,069</u>	<u>39,940</u>	<u>56,168</u>	<u>52,000</u>	<u>58,710</u>
59051000	Economic Development - CID	55810	Economic Development Section Total	48,436	37,147	44,550	44,550	59,400
				<u>48,436</u>	<u>37,147</u>	<u>44,550</u>	<u>44,550</u>	<u>59,400</u>
59051000	Economic Development - CID	70100	Transfers	0	865	450	450	600
59051000	Economic Development - CID	70500	Fund Balance Reserve	0	0	6,127	0	8,534
			Section Total	<u>0</u>	<u>865</u>	<u>6,577</u>	<u>450</u>	<u>9,134</u>
			Greystone Plaza CID Fund Total	<u>48,436</u>	<u>38,011</u>	<u>51,127</u>	<u>45,000</u>	<u>68,534</u>
61051000	Economic Development - CID	55810	Economic Development Section Total	27,205	34,556	39,600	39,600	41,580
				<u>27,205</u>	<u>34,556</u>	<u>39,600</u>	<u>39,600</u>	<u>41,580</u>
61051000	Economic Development - CID	70100	Transfers	0	624	400	400	420
61051000	Economic Development - CID	70500	Fund Balance Reserve	0	0	9,253	0	7,982
			Section Total	<u>0</u>	<u>624</u>	<u>9,653</u>	<u>400</u>	<u>8,402</u>
			City Center East #1 CID Fund Total	<u>27,205</u>	<u>35,179</u>	<u>49,253</u>	<u>40,000</u>	<u>49,982</u>
62051000	Economic Development - CID	55810	Economic Development Section Total	0	0	89,100	89,100	89,100
				<u>0</u>	<u>0</u>	<u>89,100</u>	<u>89,100</u>	<u>89,100</u>
62051000	Economic Development - CID	70100	Transfers	0	215	900	900	900
62051000	Economic Development - CID	70500	Fund Balance Reserve	0	0	0	0	30,907
			Section Total	<u>0</u>	<u>215</u>	<u>900</u>	<u>900</u>	<u>31,807</u>
			City Center East #2 CID Fund Total	<u>0</u>	<u>215</u>	<u>90,000</u>	<u>90,000</u>	<u>120,907</u>
63053000	Economic Development - TIF	55810	Economic Development Section Total	0	0	83,580	83,580	1,197,980
				<u>0</u>	<u>0</u>	<u>83,580</u>	<u>83,580</u>	<u>1,197,980</u>
63053000	Economic Development - TIF	70100	Transfers	0	0	420	420	6,020
			Section Total	<u>0</u>	<u>0</u>	<u>420</u>	<u>420</u>	<u>6,020</u>
			I-35 & 95th Street TIF Fund Total	<u>0</u>	<u>0</u>	<u>84,000</u>	<u>84,000</u>	<u>1,204,000</u>

ORG	ORG DESCRIPTION	OBJ	DESCRIPTION	2015 ACTUAL	2016 ACTUAL	2017 ORIGINAL BUDGET	2017 REVISED BUDGET	2018 BUDGET
64051000	Economic Development - CID	55810	Economic Development Section Total	0 0	0 0	0 0	0 0	43,560 43,560
64051000	Economic Development - CID	70100	Transfers Section Total	0 0	0 0	0 0	0 0	440 440
SpringHill Suites CID Fund Total				0	0	0	0	44,000
65051000	Economic Development - CID	55810	Economic Development Section Total	0 0	0 0	0 0	0 0	23,760 23,760
65051000	Economic Development - CID	70100	Transfers Section Total	0 0	0 0	0 0	0 0	240 240
Candlewood Suites CID Fund Total				0	0	0	0	24,000
66051000	Economic Development - TIF	55810	Economic Development Section Total	0 0	0 0	0 0	0 0	27,720 27,720
66051000	Economic Development - TIF	70100	Transfers Section Total	0 0	0 0	0 0	0 0	280 280
Holiday Inn Express CID Fund Total				0	0	0	0	28,000
80405000	Stormwater Administration	51100	Regular Salary/Wages	104,832	69,757	118,084	118,084	131,978
80405000	Stormwater Administration	51110	Overtime/Shift/Hazard	271	0	0	0	0
80405000	Stormwater Administration	51120	Allowances	0	0	1,323	1,323	7,842
80405000	Stormwater Administration	51130	Compensation Reserve	0	0	40,374	40,374	0
80405000	Stormwater Administration	51505	FICA/OADSI	6,092	4,018	7,404	7,404	8,669
80405000	Stormwater Administration	51510	FICA/MD	1,472	967	1,731	1,731	2,028
80405000	Stormwater Administration	51515	Employers KPERs	9,127	6,372	11,296	11,296	14,528
80405000	Stormwater Administration	51520	Employers KPERs W@R	2,787	162	0	0	0
80405000	Stormwater Administration	51530	Pension Plan	6,018	5,207	9,195	9,195	9,353
80405000	Stormwater Administration	51540	Workers Compensation	1,690	311	287	287	336
80405000	Stormwater Administration	51545	Unemployment	499	209	590	590	330
80405000	Stormwater Administration	51550	Health Insurance	20,242	15,528	24,650	24,650	22,200
80405000	Stormwater Administration	51555	Short Term Disability	51	34	53	53	57
80405000	Stormwater Administration	51565	Life Insurance	262	171	286	286	337
80405000	Stormwater Administration	51570	Employee Assistance Program	42	22	47	47	51
80405000	Stormwater Administration	51575	Other Benefits	0	25	0	0	0
Section Total				153,385	102,782	215,320	215,320	197,709
80405000	Stormwater Administration	52126	Engineering - Design	0	2,195	30,000	30,000	30,000
80405000	Stormwater Administration	52159	Other Professional Services	30,684	53,812	51,800	51,800	51,800
80405000	Stormwater Administration	52160	Payments To Other Agencies	180	1,350	20,000	20,000	20,000
80405000	Stormwater Administration	52302	Training/Travel/Mtgs - Per Diem	812	829	2,700	2,700	2,700
80405000	Stormwater Administration	52303	Meals/Food/Refreshments	83	55	2,100	2,100	2,100
80405000	Stormwater Administration	52304	Training/Mtgs - Registration	1,339	125	2,400	2,400	2,400
80405000	Stormwater Administration	52306	Training/Travel - Airline	752	1,636	3,000	3,000	3,000
80405000	Stormwater Administration	52308	Training/Travel - Mileage	0	201	0	0	0
80405000	Stormwater Administration	52310	Training/Travel - Parking	0	45	300	300	300
80405000	Stormwater Administration	52312	Training/Travel - Taxi	0	0	300	300	300
80405000	Stormwater Administration	52314	Training/Travel - Tolls	0	0	350	350	350
80405000	Stormwater Administration	52316	Training/Travel - Lodging	1,451	1,503	3,600	3,600	3,600
80405000	Stormwater Administration	52324	Mileage - Other	0	78	0	0	0
80405000	Stormwater Administration	52520	Mobile Devices	0	0	4,500	4,500	4,500
80405000	Stormwater Administration	52706	Repair/Maint - Automotive	0	0	1,000	1,000	1,000
80405000	Stormwater Administration	52800	Advertising/Publications	886	0	250	250	250
80405000	Stormwater Administration	52810	Copying/Printings Services	52	273	2,000	2,000	2,000
80405000	Stormwater Administration	52815	Court/Recording Fees	128	0	250	250	250
80405000	Stormwater Administration	52820	Dues/Memberships	1,338	1,458	2,500	2,500	2,500
80405000	Stormwater Administration	52840	Licenses/Certifications	0	72	250	250	250
80405000	Stormwater Administration	52850	Postage/Shipping	0	0	250	250	250
Section Total				37,705	63,632	127,550	127,550	127,550
80405000	Stormwater Administration	54106	Equipment - Field	0	0	2,400	2,400	2,400
80405000	Stormwater Administration	54108	Equipment - Office	42	444	1,000	1,000	1,000
80405000	Stormwater Administration	54204	Software - Other	750	1,218	3,500	3,500	3,500

ORG	ORG DESCRIPTION	OBJ	DESCRIPTION	2015	2016	2017	2017	2018
				ACTUAL	ACTUAL	ORIGINAL BUDGET	REVISED BUDGET	BUDGET
80405000	Stormwater Administration	54320	Supplies - Field	78	0	0	0	0
80405000	Stormwater Administration	54356	Supplies - Stormwater	499	483	15,000	15,000	15,000
80405000	Stormwater Administration	54444	Uniforms - Boots	0	135	300	300	300
80405000	Stormwater Administration	54448	Uniforms - Clothing	0	249	1,500	1,500	1,500
			Section Total	1,369	2,529	23,700	23,700	23,700
80405000	Stormwater Administration	60105	Interest	17,156	17,184	17,736	17,736	17,736
			Section Total	17,156	17,184	17,736	17,736	17,736
80405000	Stormwater Administration	70116	Transfers - Stormwater	662,717	1,160,336	400,000	600,000	1,300,000
80405000	Stormwater Administration	70500	Fund Balance Reserve	0	0	1,033,001	0	827,016
			Section Total	662,717	1,160,336	1,433,001	600,000	2,127,016
80405500	Stormwater Maintenance	51100	Regular Salary/Wages	506,373	528,036	561,392	561,392	703,213
80405500	Stormwater Maintenance	51110	Overtime/Shift/Hazard	7,898	8,457	4,150	4,150	4,150
80405500	Stormwater Maintenance	51120	Allowances	0	277	0	0	1,200
80405500	Stormwater Maintenance	51505	FICA/OADSI	29,812	31,787	35,064	35,064	43,932
80405500	Stormwater Maintenance	51510	FICA/MD	6,972	7,434	8,201	8,201	10,276
80405500	Stormwater Maintenance	51515	Employers KPERS	53,522	51,372	53,499	53,499	73,619
80405500	Stormwater Maintenance	51530	Pension Plan	29,083	38,378	43,550	43,550	47,402
80405500	Stormwater Maintenance	51540	Workers Compensation	53,020	38,097	29,734	29,734	37,253
80405500	Stormwater Maintenance	51545	Unemployment	2,367	1,578	2,830	2,830	1,758
80405500	Stormwater Maintenance	51550	Health Insurance	139,559	159,823	203,000	203,000	192,000
80405500	Stormwater Maintenance	51555	Short Term Disability	355	314	434	434	496
80405500	Stormwater Maintenance	51565	Life Insurance	1,262	1,310	1,358	1,358	1,699
80405500	Stormwater Maintenance	51570	Employee Assistance Program	351	343	385	385	440
80405500	Stormwater Maintenance	51575	Other Benefits	102	306	0	0	0
			Section Total	830,676	867,512	943,597	943,597	1,117,438
80405500	Stormwater Maintenance	52146	Landfill disposal	3,515	4,766	3,000	3,000	5,000
80405500	Stormwater Maintenance	52159	Other Professional Services	5,853	2,402	2,000	2,000	2,000
80405500	Stormwater Maintenance	52302	Training/Travel/Mtgs - Per Diem	251	450	1,000	1,000	1,000
80405500	Stormwater Maintenance	52303	Meals/Food/Refreshments	45	140	1,000	1,000	1,000
80405500	Stormwater Maintenance	52304	Training/Mtgs - Registration	2,635	2,620	3,500	3,500	3,500
80405500	Stormwater Maintenance	52306	Training/Travel - Airline	320	0	1,200	1,200	1,200
80405500	Stormwater Maintenance	52310	Training/Travel - Parking	35	38	100	100	100
80405500	Stormwater Maintenance	52312	Training/Travel - Taxi	20	41	200	200	200
80405500	Stormwater Maintenance	52314	Training/Travel - Tolls	0	11	50	50	50
80405500	Stormwater Maintenance	52316	Training/Travel - Lodging	651	2,476	2,225	2,225	2,225
80405500	Stormwater Maintenance	52320	Training/Mtgs - Hosted by City	16	0	100	100	100
80405500	Stormwater Maintenance	52322	Training - Materials	0	166	0	0	0
80405500	Stormwater Maintenance	52424	Maint Agrmt - Landscape/Turf	16,000	0	0	0	0
80405500	Stormwater Maintenance	52620	Rents/Leases	0	3,654	7,000	7,000	7,000
80405500	Stormwater Maintenance	52624	Rents - Equipment	4,976	612	12,000	12,000	14,000
80405500	Stormwater Maintenance	52648	Rents - Lease Vehicles	13,166	14,335	0	0	0
80405500	Stormwater Maintenance	52702	Repair/Maint - Facilities	238	308	400	400	400
80405500	Stormwater Maintenance	52704	Repair/Maint - Equipment	3,809	5,790	6,000	6,000	6,000
80405500	Stormwater Maintenance	52810	Copying/Printings Services	0	0	50	50	50
80405500	Stormwater Maintenance	52820	Dues/Memberships	465	465	500	500	700
80405500	Stormwater Maintenance	52850	Postage/Shipping	15	27	120	120	120
			Section Total	52,010	38,299	40,445	40,445	44,645
80405500	Stormwater Maintenance	54110	Equipment - Other Minor	350	3,432	5,000	5,000	5,000
80405500	Stormwater Maintenance	54114	Equipment - Tools (hand/power)	2,686	4,187	5,000	5,000	5,000
80405500	Stormwater Maintenance	54304	Supplies - Asphalt	0	173	2,000	2,000	2,000
80405500	Stormwater Maintenance	54312	Supplies - Concrete	8,712	16,055	15,000	15,000	18,000
80405500	Stormwater Maintenance	54316	Supplies - Erosion Control	16	549	4,000	4,000	1,500
80405500	Stormwater Maintenance	54324	Supplies - Herbicides	3,894	2,238	5,000	5,000	4,000
80405500	Stormwater Maintenance	54326	Supplies - Iron/Steel	1,274	1,734	3,000	3,000	2,500
80405500	Stormwater Maintenance	54328	Supplies - Lumber	799	1,070	2,000	2,000	1,400
80405500	Stormwater Maintenance	54330	Supplies - Medical (disposable)	0	0	100	100	0
80405500	Stormwater Maintenance	54336	Supplies - Office	0	36	0	0	0
80405500	Stormwater Maintenance	54340	Supplies - Operational	5,758	6,471	6,000	6,000	8,000
80405500	Stormwater Maintenance	54342	Supplies - Other/misc	5,003	11,063	12,170	12,170	12,280
80405500	Stormwater Maintenance	54344	Supplies - Pipe	10,014	5,717	9,000	9,000	9,000
80405500	Stormwater Maintenance	54346	Supplies - Plant Materials	1,706	1,085	3,000	3,000	3,000
80405500	Stormwater Maintenance	54350	Supplies - Rock	739	1,035	7,000	7,000	5,000
80405500	Stormwater Maintenance	54352	Supplies - Soil	0	628	2,000	2,000	2,000
80405500	Stormwater Maintenance	54356	Supplies - Stormwater	3,361	843	20,000	20,000	20,000
80405500	Stormwater Maintenance	54442	Uniforms	0	0	0	0	700
80405500	Stormwater Maintenance	54444	Uniforms - Boots	1,685	2,081	2,100	2,100	2,100

ORG	ORG DESCRIPTION	OBJ	DESCRIPTION	2015	2016	2017	2017	2018
				ACTUAL	ACTUAL	ORIGINAL BUDGET	REVISED BUDGET	BUDGET
80405500	Stormwater Maintenance	54446	Uniforms - Jackets/Bibs	1,134	218	2,000	2,000	3,000
80405500	Stormwater Maintenance	54448	Uniforms - Clothing	3,582	3,744	4,800	4,800	5,000
			Section Total	50,713	62,360	109,170	109,170	109,480
80405500	Stormwater Maintenance	55110	Equipment - Automotive	0	213,760	0	214,483	20,000
80405500	Stormwater Maintenance	55115	Equipment - Heavy Motorized	180,582	0	0	0	0
80405500	Stormwater Maintenance	55125	Equipment - Other Capital	2,725	0	0	0	55,000
			Section Total	183,307	213,760	0	214,483	75,000
80405550	Stormwater Development	51100	Regular Salary/Wages	200,330	208,187	211,626	211,626	223,749
80405550	Stormwater Development	51110	Overtime/Shift/Hazard	113	249	0	0	0
80405550	Stormwater Development	51505	FICA/OADSI	11,905	12,430	13,121	13,121	13,873
80405550	Stormwater Development	51510	FICA/MD	2,784	2,907	3,069	3,069	3,244
80405550	Stormwater Development	51515	Employers KPERS	20,864	19,606	20,019	20,019	23,247
80405550	Stormwater Development	51530	Pension Plan	12,584	15,528	16,295	16,295	14,969
80405550	Stormwater Development	51540	Workers Compensation	8,415	5,870	4,509	4,509	4,674
80405550	Stormwater Development	51545	Unemployment	948	615	1,059	1,059	560
80405550	Stormwater Development	51550	Health Insurance	43,008	40,644	43,500	43,500	36,000
80405550	Stormwater Development	51555	Short Term Disability	74	71	93	93	93
80405550	Stormwater Development	51565	Life Insurance	497	500	507	507	537
80405550	Stormwater Development	51570	Employee Assistance Program	81	78	83	83	83
80405550	Stormwater Development	51575	Other Benefits	0	203	0	0	0
			Section Total	301,603	306,888	313,881	313,881	321,028
80405550	Stormwater Development	54448	Uniforms - Clothing	88	0	0	0	0
			Section Total	88	0	0	0	0
80700000	Stormwater Debt Service	60105	Interest	0	0	135,096	0	129,285
80700000	Stormwater Debt Service	60210	Principal Redemption	0	0	150,805	0	144,317
			Section Total	0	0	285,901	0	273,602
80700000	2003A SW Debt Service	60105	Interest	19,866	16,124	11,125	11,125	5,644
80700000	2003A SW Debt Service	60210	Principal Redemption	93,525	99,975	109,650	109,650	112,875
			Section Total	113,391	116,099	120,775	120,775	118,519
80700000	2005B SW Debt Service	60105	Interest	104,822	0	0	0	0
80700000	2005B SW Debt Service	60210	Principal Redemption	190,000	0	0	0	0
			Section Total	294,822	0	0	0	0
80700000	2006C SW Debt Service	60105	Interest	119,207	111,550	0	0	0
80700000	2006C SW Debt Service	60210	Principal Redemption	175,000	185,000	0	0	0
			Section Total	294,207	296,550	0	0	0
80700000	2006E SW Debt Service	60105	Interest	56,666	53,066	49,466	49,466	45,264
80700000	2006E SW Debt Service	60210	Principal Redemption	90,000	90,000	105,000	105,000	100,000
			Section Total	146,666	143,066	154,466	154,466	145,264
80700000	2007B SW Debt Service	60105	Interest	152,000	143,250	134,000	134,000	124,500
80700000	2007B SW Debt Service	60210	Principal Redemption	175,000	185,000	190,000	190,000	200,000
			Section Total	327,000	328,250	324,000	324,000	324,500
80700000	2009A SW Debt Service	60105	Interest	121,668	116,630	72,220	72,220	68,206
80700000	2009A SW Debt Service	60210	Principal Redemption	130,000	130,000	130,000	130,000	140,000
			Section Total	251,668	246,630	202,220	202,220	208,206
80700000	2010B SW Debt Service	60105	Interest	35,862	34,363	32,712	32,712	31,062
80700000	2010B SW Debt Service	60210	Principal Redemption	50,000	55,000	55,000	55,000	55,000
			Section Total	85,862	89,363	87,712	87,712	86,062
80700000	2010B SW Debt Service (SA)	60105	Interest	15,850	13,750	11,350	11,350	8,950
80700000	2010B SW Debt Service (SA)	60210	Principal Redemption	70,000	80,000	80,000	80,000	85,000
			Section Total	85,850	93,750	91,350	91,350	93,950
80700000	2010C SW Debt Service	60105	Interest	213,382	170,038	117,068	117,068	59,340
80700000	2010C SW Debt Service	60210	Principal Redemption	1,083,600	1,059,413	1,154,550	1,154,550	1,186,800
			Section Total	1,296,982	1,229,451	1,271,618	1,271,618	1,246,140
80700000	2011A SW Debt Service	60105	Interest	37,919	36,419	34,768	34,768	33,118
80700000	2011A SW Debt Service	60210	Principal Redemption	50,000	55,000	55,000	55,000	60,000
			Section Total	87,919	91,419	89,768	89,768	93,118

ORG	ORG DESCRIPTION	OBJ	DESCRIPTION	2015	2016	2017	2017	2018
				ACTUAL	ACTUAL	ORIGINAL BUDGET	REVISED BUDGET	BUDGET
80700000	2012A SW Debt Service	60105	Interest	34,281	32,144	29,894	29,894	27,644
80700000	2012A SW Debt Service	60210	Principal Redemption	95,000	100,000	100,000	100,000	105,000
			Section Total	129,281	132,144	129,894	129,894	132,644
80700000	2012B SW Debt Service	60105	Interest	92,650	86,350	79,850	79,850	73,150
80700000	2012B SW Debt Service	60210	Principal Redemption	315,000	325,000	335,000	335,000	335,000
			Section Total	407,650	411,350	414,850	414,850	408,150
80700000	2013A SW Debt Service	60105	Interest	95,356	93,056	90,656	90,656	88,256
80700000	2013A SW Debt Service	60210	Principal Redemption	115,000	120,000	120,000	120,000	125,000
			Section Total	210,356	213,056	210,656	210,656	213,256
80700000	2014A SW Debt Service	60105	Interest	33,496	33,956	32,756	32,756	30,506
80700000	2014A SW Debt Service	60210	Principal Redemption	40,000	40,000	45,000	45,000	45,000
			Section Total	73,496	73,956	77,756	77,756	75,506
80700000	2014A SW Debt Service	60105	Interest	0	81,625	145,812	145,812	127,562
80700000	2014A SW Debt Service	60210	Principal Redemption	0	180,000	365,000	365,000	390,000
			Section Total	0	261,625	510,812	510,812	517,562
80700000	2015A SW Debt Service	60105	Interest	0	70,875	61,500	61,500	59,700
80700000	2015A SW Debt Service	60210	Principal Redemption	0	50,000	60,000	60,000	65,000
			Section Total	0	120,875	121,500	121,500	124,700
			Stormwater Fund Total	6,095,879	6,682,867	7,317,678	6,413,259	8,222,481
82500001	Rec Center Administration	51100	Regular Salary/Wages	0	0	95,405	190,244	359,965
82500001	Rec Center Administration	51120	Allowances	0	0	910	910	2,730
82500001	Rec Center Administration	51130	Compensation Reserve	0	0	4,052	4,052	0
82500001	Rec Center Administration	51505	FICA/OADSI	0	0	5,971	11,851	22,487
82500001	Rec Center Administration	51510	FICA/MD	0	0	1,396	2,771	5,259
82500001	Rec Center Administration	51515	Employers KPERS	0	0	9,111	18,082	16,721
82500001	Rec Center Administration	51530	Pension Plan	0	0	7,416	13,642	10,767
82500001	Rec Center Administration	51540	Workers Compensation	0	0	231	459	1,162
82500001	Rec Center Administration	51545	Unemployment	0	0	477	951	901
82500001	Rec Center Administration	51550	Health Insurance	0	0	27,792	39,875	36,000
82500001	Rec Center Administration	51555	Short Term Disability	0	0	62	93	93
82500001	Rec Center Administration	51565	Life Insurance	0	0	231	306	387
82500001	Rec Center Administration	51570	Employee Assistance Program	0	0	54	171	138
			Section Total	0	0	153,108	283,407	456,610
82500001	Rec Center Administration	52110	Banking Services	0	0	3,750	3,750	7,500
82500001	Rec Center Administration	52159	Other Professional Services	0	0	0	0	4,800
82500001	Rec Center Administration	52168	Pre-employment Screenings	0	0	3,250	3,250	3,250
82500001	Rec Center Administration	52300	Training/Travel/Meetings	0	0	3,750	3,750	12,000
82500001	Rec Center Administration	52800	Advertising/Publications	0	0	26,750	26,750	32,500
82500001	Rec Center Administration	52820	Dues/Memberships	0	0	2,500	2,500	2,500
			Section Total	0	0	40,000	40,000	62,550
82500001	Rec Center Administration	54336	Supplies - Office	0	0	26,000	26,000	26,000
82500001	Rec Center Administration	54342	Supplies - Other/misc	0	0	2,000	2,000	4,000
82500001	Rec Center Administration	54430	Merchandise for Resale	0	0	3,000	3,000	3,000
82500001	Rec Center Administration	54442	Uniforms	0	0	5,000	5,000	5,000
			Section Total	0	0	36,000	36,000	38,000
82500001	Rec Center Administration	55305	Building	0	0	25,000	25,000	25,000
			Section Total	0	0	25,000	25,000	25,000
82501001	Rec Center Facilities	51100	Regular Salary/Wages	0	0	56,590	56,590	86,660
82501001	Rec Center Facilities	51120	Allowances	0	0	145	145	0
82501001	Rec Center Facilities	51505	FICA/OADSI	0	0	3,518	3,518	5,373
82501001	Rec Center Facilities	51510	FICA/MD	0	0	823	823	1,256
82501001	Rec Center Facilities	51515	Employers KPERS	0	0	5,367	5,367	9,004
82501001	Rec Center Facilities	51530	Pension Plan	0	0	4,368	4,368	5,798
82501001	Rec Center Facilities	51540	Workers Compensation	0	0	1,558	1,558	2,394
82501001	Rec Center Facilities	51545	Unemployment	0	0	283	283	216
82501001	Rec Center Facilities	51550	Health Insurance	0	0	29,000	29,000	24,000
82501001	Rec Center Facilities	51555	Short Term Disability	0	0	62	62	62
82501001	Rec Center Facilities	51565	Life Insurance	0	0	136	136	208
82501001	Rec Center Facilities	51570	Employee Assistance Program	0	0	54	54	55
			Section Total	0	0	101,904	101,904	135,027

ORG	ORG DESCRIPTION	OBJ	DESCRIPTION	2015	2016	2017	2017	2018
				ACTUAL	ACTUAL	ORIGINAL BUDGET	REVISED BUDGET	BUDGET
82501001	Rec Center Facilities	52300	Training/Travel/Meetings	0	0	600	600	600
82501001	Rec Center Facilities	52551	Mobile Device Data Plan	0	0	840	840	840
82501001	Rec Center Facilities	52820	Dues/Memberships	0	0	150	150	150
			Section Total	0	0	1,590	1,590	1,590
82501001	Rec Center Facilities	54100	Equipment (commodities)	0	0	0	0	9,220
82501001	Rec Center Facilities	54442	Uniforms	0	0	600	600	600
			Section Total	0	0	600	600	9,820
82501001	Rec Center Facilities	55100	Capital equipment	0	0	9,220	9,220	0
			Section Total	0	0	9,220	9,220	0
82502000	Rec Center Programming	51100	Regular Salary/Wages	0	0	90,411	0	0
82502000	Rec Center Programming	51120	Allowances	0	0	228	0	0
82502000	Rec Center Programming	51505	FICA/OADSI	0	0	5,619	0	0
82502000	Rec Center Programming	51510	FICA/MD	0	0	1,315	0	0
82502000	Rec Center Programming	51515	Employers KPERS	0	0	8,574	0	0
82502000	Rec Center Programming	51530	Pension Plan	0	0	853	0	0
82502000	Rec Center Programming	51540	Workers Compensation	0	0	218	0	0
82502000	Rec Center Programming	51545	Unemployment	0	0	452	0	0
82502000	Rec Center Programming	51550	Health Insurance	0	0	3,625	0	0
82502000	Rec Center Programming	51555	Short Term Disability	0	0	8	0	0
82502000	Rec Center Programming	51565	Life Insurance	0	0	27	0	0
82502000	Rec Center Programming	51570	Employee Assistance Program	0	0	7	0	0
			Section Total	0	0	111,337	0	0
82502000	Rec Center Programming	52800	Advertising/Publications	0	0	25,500	0	0
			Section Total	0	0	25,500	0	0
82502000	Rec Center Programming	54340	Supplies - Operational	0	0	35,000	0	0
			Section Total	0	0	35,000	0	0
82502659	Rec Center Support Services	51100	Regular Salary/Wages	0	0	65,168	65,168	124,260
82502659	Rec Center Support Services	51505	FICA/OADSI	0	0	4,040	4,040	7,704
82502659	Rec Center Support Services	51510	FICA/MD	0	0	944	944	1,803
82502659	Rec Center Support Services	51515	Employers KPERS	0	0	6,165	6,165	12,910
82502659	Rec Center Support Services	51530	Pension Plan	0	0	4,578	4,578	4,738
82502659	Rec Center Support Services	51540	Workers Compensation	0	0	2,126	2,126	4,054
82502659	Rec Center Support Services	51545	Unemployment	0	0	326	326	312
82502659	Rec Center Support Services	51550	Health Insurance	0	0	16,917	16,917	24,000
82502659	Rec Center Support Services	51555	Short Term Disability	0	0	62	62	62
82502659	Rec Center Support Services	51565	Life Insurance	0	0	94	94	170
82502659	Rec Center Support Services	51570	Employee Assistance Program	0	0	82	82	83
			Section Total	0	0	100,502	100,502	180,095
82502659	Rec Center Support Services	52159	Other Professional Services	0	0	13,250	13,250	26,500
82502659	Rec Center Support Services	52300	Training/Travel/Meetings	0	0	600	600	600
82502659	Rec Center Support Services	52500	Utility Service	0	0	163,000	163,000	320,000
82502659	Rec Center Support Services	52620	Rents/Leases	0	0	1,000	1,000	2,000
			Section Total	0	0	177,850	177,850	349,100
82502659	Rec Center Support Services	54318	Supplies - Facilities	0	0	7,000	7,000	7,000
82502659	Rec Center Support Services	54340	Supplies - Operational	0	0	12,500	12,500	25,000
82502659	Rec Center Support Services	54442	Uniforms	0	0	1,500	1,500	1,500
			Section Total	0	0	21,000	21,000	33,500
82503000	Rec Center Rentals & Events	51100	Regular Salary/Wages	0	0	0	0	16,758
82503000	Rec Center Rentals & Events	51505	FICA/OADSI	0	0	0	0	1,039
82503000	Rec Center Rentals & Events	51510	FICA/MD	0	0	0	0	243
82503000	Rec Center Rentals & Events	51540	Workers Compensation	0	0	0	0	40
82503000	Rec Center Rentals & Events	51545	Unemployment	0	0	0	0	42
82503000	Rec Center Rentals & Events	51570	Employee Assistance Program	0	0	0	0	28
			Section Total	0	0	0	0	18,150
82503000	Rec Center Rentals & Events	52800	Advertising/Publications	0	0	0	5,100	5,100
			Section Total	0	0	0	5,100	5,100
82503000	Rec Center Rentals & Events	54340	Supplies - Operational	0	0	0	8,750	13,750
			Section Total	0	0	0	8,750	13,750

ORG	ORG DESCRIPTION	OBJ	DESCRIPTION	2015	2016	2017	2017	2018
				ACTUAL	ACTUAL	ORIGINAL BUDGET	REVISED BUDGET	BUDGET
82504628	Rec Center Fitness	51100	Regular Salary/Wages	0	0	149,031	0	0
82504628	Rec Center Fitness	51505	FICA/OADSI	0	0	9,239	0	0
82504628	Rec Center Fitness	51510	FICA/MD	0	0	2,161	0	0
82504628	Rec Center Fitness	51515	Employers KPERS	0	0	14,098	0	0
82504628	Rec Center Fitness	51530	Pension Plan	0	0	3,529	0	0
82504628	Rec Center Fitness	51540	Workers Compensation	0	0	609	0	0
82504628	Rec Center Fitness	51545	Unemployment	0	0	745	0	0
82504628	Rec Center Fitness	51550	Health Insurance	0	0	12,083	0	0
82504628	Rec Center Fitness	51555	Short Term Disability	0	0	31	0	0
82504628	Rec Center Fitness	51565	Life Insurance	0	0	110	0	0
82504628	Rec Center Fitness	51570	Employee Assistance Program	0	0	28	0	0
			Section Total	0	0	191,664	0	0
82505657	Rec Center Youth	51100	Regular Salary/Wages	0	0	94,839	0	0
82505657	Rec Center Youth	51505	FICA/OADSI	0	0	5,880	0	0
82505657	Rec Center Youth	51510	FICA/MD	0	0	1,375	0	0
82505657	Rec Center Youth	51515	Employers KPERS	0	0	8,971	0	0
82505657	Rec Center Youth	51530	Pension Plan	0	0	6,226	0	0
82505657	Rec Center Youth	51540	Workers Compensation	0	0	228	0	0
82505657	Rec Center Youth	51545	Unemployment	0	0	474	0	0
82505657	Rec Center Youth	51550	Health Insurance	0	0	12,083	0	0
82505657	Rec Center Youth	51555	Short Term Disability	0	0	31	0	0
82505657	Rec Center Youth	51565	Life Insurance	0	0	75	0	0
82505657	Rec Center Youth	51570	Employee Assistance Program	0	0	116	0	0
			Section Total	0	0	130,298	0	0
82506000	Rec Center Enrichment	51100	Regular Salary/Wages	0	0	0	142,469	75,655
82506000	Rec Center Enrichment	51120	Allowances	0	0	0	228	0
82506000	Rec Center Enrichment	51505	FICA/OADSI	0	0	0	8,847	4,691
82506000	Rec Center Enrichment	51510	FICA/MD	0	0	0	2,069	1,097
82506000	Rec Center Enrichment	51515	Employers KPERS	0	0	0	13,499	0
82506000	Rec Center Enrichment	51530	Pension Plan	0	0	0	853	0
82506000	Rec Center Enrichment	51540	Workers Compensation	0	0	0	342	182
82506000	Rec Center Enrichment	51545	Unemployment	0	0	0	712	189
82506000	Rec Center Enrichment	51550	Health Insurance	0	0	0	3,625	0
82506000	Rec Center Enrichment	51555	Short Term Disability	0	0	0	8	0
82506000	Rec Center Enrichment	51565	Life Insurance	0	0	0	27	0
82506000	Rec Center Enrichment	51570	Employee Assistance Program	0	0	0	7	55
			Section Total	0	0	0	172,686	81,868
82506000	Rec Center Enrichment	52800	Advertising/Publications	0	0	0	5,100	5,100
			Section Total	0	0	0	5,100	5,100
82506000	Rec Center Enrichment	54340	Supplies - Operational	0	0	0	8,750	8,750
			Section Total	0	0	0	8,750	8,750
82508660	Rec Center Sports	51100	Regular Salary/Wages	0	0	0	0	127,740
82508660	Rec Center Sports	51120	Allowances	0	0	0	0	1,138
82508660	Rec Center Sports	51505	FICA/OADSI	0	0	0	0	7,992
82508660	Rec Center Sports	51510	FICA/MD	0	0	0	0	1,868
82508660	Rec Center Sports	51515	Employers KPERS	0	0	0	0	4,122
82508660	Rec Center Sports	51530	Pension Plan	0	0	0	0	2,655
82508660	Rec Center Sports	51540	Workers Compensation	0	0	0	0	698
82508660	Rec Center Sports	51545	Unemployment	0	0	0	0	319
82508660	Rec Center Sports	51550	Health Insurance	0	0	0	0	9,000
82508660	Rec Center Sports	51555	Short Term Disability	0	0	0	0	23
82508660	Rec Center Sports	51565	Life Insurance	0	0	0	0	95
82508660	Rec Center Sports	51570	Employee Assistance Program	0	0	0	0	158
			Section Total	0	0	0	0	155,807
82508660	Rec Center Sports	52159	Other Professional Services	0	0	0	0	1,200
82508660	Rec Center Sports	52800	Advertising/Publications	0	0	0	5,100	5,100
			Section Total	0	0	0	5,100	6,300
82508660	Rec Center Sports	54340	Supplies - Operational	0	0	0	8,750	12,450
			Section Total	0	0	0	8,750	12,450
82509661	Rec Center Pools	51100	Regular Salary/Wages	0	0	250,651	250,651	169,274
82509661	Rec Center Pools	51120	Allowances	0	0	455	455	1,365
82509661	Rec Center Pools	51505	FICA/OADSI	0	0	15,569	15,569	10,579
82509661	Rec Center Pools	51510	FICA/MD	0	0	3,640	3,640	2,474

ORG	ORG DESCRIPTION	OBJ	DESCRIPTION	2015	2016	2017	2017	2018
				ACTUAL	ACTUAL	ORIGINAL BUDGET	REVISED BUDGET	BUDGET
82509661	Rec Center Pools	51515	Employers KPERS	0	0	23,755	23,755	5,706
82509661	Rec Center Pools	51530	Pension Plan	0	0	15,842	15,842	3,674
82509661	Rec Center Pools	51540	Workers Compensation	0	0	7,313	7,313	4,208
82509661	Rec Center Pools	51545	Unemployment	0	0	1,252	1,252	423
82509661	Rec Center Pools	51550	Health Insurance	0	0	13,292	13,292	12,000
82509661	Rec Center Pools	51555	Short Term Disability	0	0	28	28	31
82509661	Rec Center Pools	51565	Life Insurance	0	0	110	110	132
82509661	Rec Center Pools	51570	Employee Assistance Program	0	0	290	290	83
			Section Total	0	0	332,197	332,197	209,949
82509661	Rec Center Pools	52300	Training/Travel/Meetings	0	0	75	75	75
82509661	Rec Center Pools	52304	Training/Mtgs - Registration	0	0	6,753	6,753	6,753
82509661	Rec Center Pools	52551	Mobile Device Data Plan	0	0	540	540	540
82509661	Rec Center Pools	52800	Advertising/Publications	0	0	0	5,100	5,100
82509661	Rec Center Pools	52820	Dues/Memberships	0	0	1,010	1,010	1,010
82509661	Rec Center Pools	52840	Licenses/Certifications	0	0	675	675	675
			Section Total	0	0	9,053	14,153	14,153
82509661	Rec Center Pools	54340	Supplies - Operational	0	0	20,660	20,660	20,660
82509661	Rec Center Pools	54442	Uniforms	0	0	5,925	5,925	5,925
			Section Total	0	0	26,585	26,585	26,585
82510000	Rec Center Fitness	51100	Regular Salary/Wages	0	0	0	96,972	196,932
82510000	Rec Center Fitness	51120	Allowances	0	0	0	0	683
82510000	Rec Center Fitness	51505	FICA/OADSI	0	0	0	6,012	12,253
82510000	Rec Center Fitness	51510	FICA/MD	0	0	0	1,407	2,865
82510000	Rec Center Fitness	51515	Employers KPERS	0	0	0	9,173	4,338
82510000	Rec Center Fitness	51530	Pension Plan	0	0	0	3,529	2,793
82510000	Rec Center Fitness	51540	Workers Compensation	0	0	0	484	4,490
82510000	Rec Center Fitness	51545	Unemployment	0	0	0	485	492
82510000	Rec Center Fitness	51550	Health Insurance	0	0	0	12,083	9,000
82510000	Rec Center Fitness	51555	Short Term Disability	0	0	0	31	23
82510000	Rec Center Fitness	51565	Life Insurance	0	0	0	110	100
82510000	Rec Center Fitness	51570	Employee Assistance Program	0	0	0	28	76
			Section Total	0	0	0	130,314	234,045
82510000	Rec Center Fitness	52800	Advertising/Publications	0	0	0	5,100	5,100
			Section Total	0	0	0	5,100	5,100
82510000	Rec Center Fitness	54340	Supplies - Operational	0	0	0	8,750	8,750
			Section Total	0	0	0	8,750	8,750
Rec Center Fund Total				0	0	1,528,408	1,528,408	2,097,148
Grand Total				93,977,742	93,742,545	141,274,622	113,587,820	153,887,303

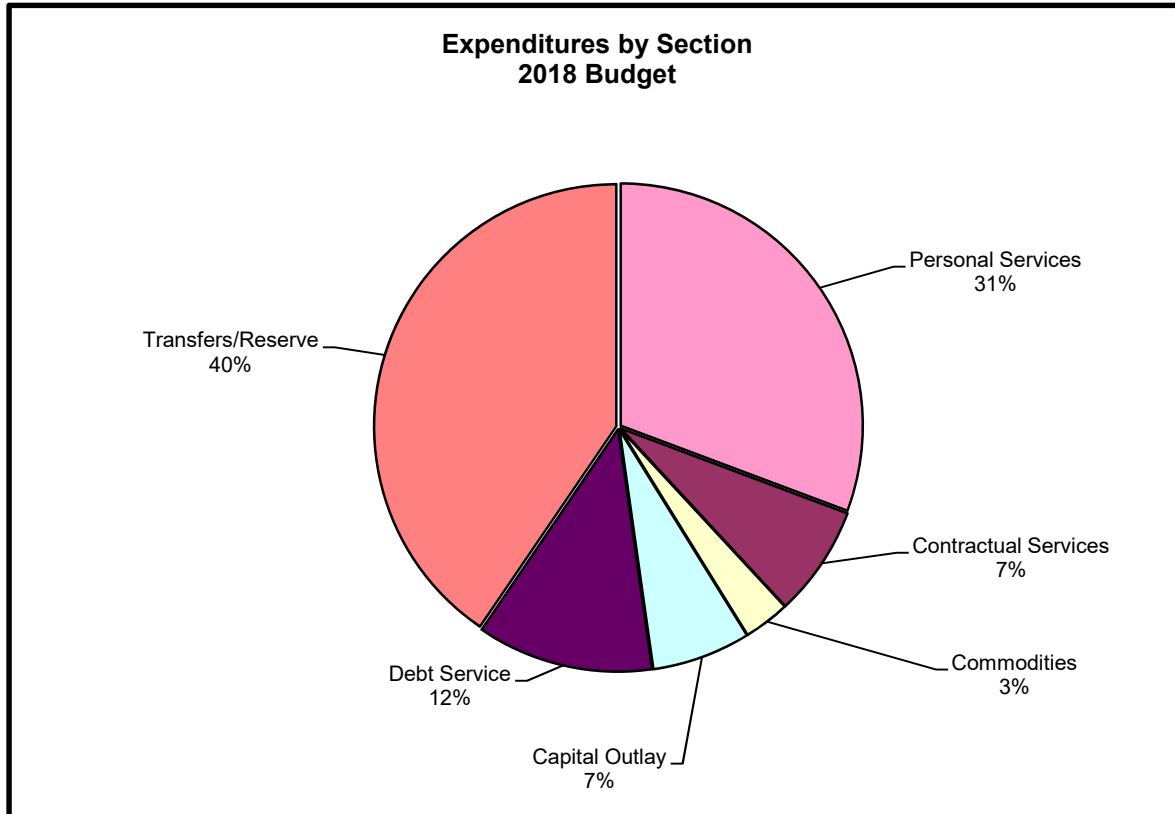


Detail Expenditure by Section

**Annual Budget Document
2018
City of Lenexa
January 1 - December 31**



Expenditures by Section



The following pages divide expenditures by these sections:

- **Personal Services**, which includes salaries and employee benefits.
- **Contractual Services**, which includes professional services, rentals, insurance, utilities, and travel.
- **Commodities**, which includes tangible goods, supplies and consumables.
- **Capital Outlay**, which includes furniture, fixtures, automotive equipment, land, buildings, and streets.
- **Debt Service**, which includes payment of debt.
- **Transfers/Reserves**, which includes transfers to other funds and budgeted reserves.



Expenditures by Section

ORG	ORG DESCRIPTION	OBJ	DESCRIPTION	2015 ACTUAL	2016 ACTUAL	2017 ORIGINAL BUDGET	2017 REVISED BUDGET	2018 BUDGET
01010000	Governing Body	51100	Regular Salary/Wages	66,255	99,602	105,606	105,606	108,681
01011000	City Administrator	51100	Regular Salary/Wages	437,313	453,661	473,263	473,263	490,071
01012000	Communications	51100	Regular Salary/Wages	177,276	187,127	187,336	187,336	247,707
01013000	Municipal Court	51100	Regular Salary/Wages	284,370	299,562	297,907	297,907	332,817
01014000	City Clerk	51100	Regular Salary/Wages	57,119	55,033	60,063	60,063	61,271
01015000	Public Market	51100	Regular Salary/Wages	0	34,604	93,140	93,140	123,388
01100000	Finance	51100	Regular Salary/Wages	466,655	499,735	508,692	508,692	622,005
01110000	Human Resources	51100	Regular Salary/Wages	297,480	434,582	452,679	452,679	487,987
01150000	EST Administration	51100	Regular Salary/Wages	83,184	87,079	88,826	88,826	94,253
01150012	EST Support Services	51100	Regular Salary/Wages	182,789	230,071	192,714	192,714	309,837
01150013	EST Data Analytics	51100	Regular Salary/Wages	361,818	347,977	387,869	387,869	386,057
01150014	EST Infrastructure	51100	Regular Salary/Wages	222,290	166,573	200,442	200,442	161,563
01180000	Legal	51100	Regular Salary/Wages	433,536	519,673	529,051	529,051	593,774
01181000	Prosecution	51100	Regular Salary/Wages	145,919	146,880	151,637	151,637	162,214
01200000	CD Administration	51100	Regular Salary/Wages	598,219	601,730	609,783	609,783	731,133
01201000	Community Standards	51100	Regular Salary/Wages	150,578	155,474	173,351	173,351	185,216
01202000	Building Inspection	51100	Regular Salary/Wages	348,455	354,743	455,285	455,285	456,083
01203000	Land Use	51100	Regular Salary/Wages	341,672	384,644	373,369	373,369	370,853
01204000	Engineering	51100	Regular Salary/Wages	795,152	802,303	923,507	923,507	977,697
01300000	Fire Administration	51100	Regular Salary/Wages	344,666	246,437	284,084	284,084	417,143
01300303	Fire Prof. Development	51100	Regular Salary/Wages	0	341,908	347,315	347,315	369,379
01301000	Fire Operations	51100	Regular Salary/Wages	4,540,290	4,608,438	4,632,552	4,632,552	5,046,897
01302000	Fire Planning	51100	Regular Salary/Wages	291,220	312,602	460,776	460,776	346,968
01350000	Police Administration	51100	Regular Salary/Wages	2,099,288	2,398,241	2,555,686	2,555,686	2,814,722
01351000	Police Investigations	51100	Regular Salary/Wages	953,375	610,371	651,412	651,412	701,912
01352000	Patrol Administration	51100	Regular Salary/Wages	3,964,852	4,465,709	4,516,050	4,516,050	4,973,385
01380000	Emergency Management	51100	Regular Salary/Wages	0	0	0	0	70,362
01400000	Municipal Services Admin.	51100	Regular Salary/Wages	371,010	320,074	367,757	367,757	426,082
01401501	Snow	51100	Regular Salary/Wages	56,255	60,466	75,000	75,000	75,000
01401502	Highways & Streets	51100	Regular Salary/Wages	806,050	869,578	911,308	911,308	984,793
01402504	Traffic	51100	Regular Salary/Wages	273,552	282,988	276,977	276,977	301,290
01403500	Facilities	51100	Regular Salary/Wages	254,550	285,761	351,259	351,259	386,039
01404000	Fleet	51100	Regular Salary/Wages	502,364	524,292	531,517	531,517	571,113
01500000	Parks & Rec. Administration	51100	Regular Salary/Wages	403,637	437,147	420,566	420,566	481,969
01501000	Parks Maint. Administration	51100	Regular Salary/Wages	1,206,480	1,243,060	1,334,959	1,334,959	1,438,997
01501612	Parks Support Services	51100	Regular Salary/Wages	327,434	339,282	442,235	442,235	494,322
01502000	Parks Prog. Administration	51100	Regular Salary/Wages	312,236	351,891	304,257	304,257	289,695
01502613	Thompson Barn	51100	Regular Salary/Wages	49,365	56,347	52,741	52,741	48,009
01503625	Spinach Festival	51100	Regular Salary/Wages	0	0	2,500	2,500	2,633
01504628	Adult Fitness	51100	Regular Salary/Wages	9,818	6,604	9,792	9,792	10,313
01504629	Senior Programs	51100	Regular Salary/Wages	0	0	11,140	11,140	11,732
01504630	Adult Sports	51100	Regular Salary/Wages	0	0	3,090	3,090	3,254
01504631	Adult Trips	51100	Regular Salary/Wages	0	0	5,838	5,838	6,148
01504632	Parks & Recreation - Other	51100	Regular Salary/Wages	0	0	5,517	5,517	5,810
01505634	Youth Sports	51100	Regular Salary/Wages	0	0	5,090	5,090	0
01505635	Arts & Crafts	51100	Regular Salary/Wages	0	0	0	0	6,319
01505636	Camps & Shows	51100	Regular Salary/Wages	0	0	17,763	17,763	39,444
01506640	Prog Dance	51100	Regular Salary/Wages	11,201	16,576	24,576	24,576	0
01507642	Programs - Nature	51100	Regular Salary/Wages	56,693	59,023	47,969	47,969	55,484
01509646	Swimming Pools	51100	Regular Salary/Wages	0	0	43,227	43,227	68,528
01509647	Ad Astra Pool	51100	Regular Salary/Wages	73,406	82,717	86,265	86,265	85,036
01509648	Flat Rock Creek Pool	51100	Regular Salary/Wages	71,355	77,833	77,887	77,887	81,022
01509649	Indian Trails Pool	51100	Regular Salary/Wages	138,618	126,163	143,930	143,930	137,671
01509651	Swim Team	51100	Regular Salary/Wages	11,160	12,544	20,428	20,428	20,393
28500652	Legler Barn	51100	Regular Salary/Wages	8,781	10,417	30,722	30,722	32,684
80405000	Stormwater Administration	51100	Regular Salary/Wages	104,832	69,757	118,084	118,084	131,978
80405500	Stormwater Maintenance	51100	Regular Salary/Wages	506,373	528,036	561,392	561,392	703,213
80405550	Stormwater Development	51100	Regular Salary/Wages	200,330	208,187	211,626	211,626	223,749
82500001	Rec Center Administration	51100	Regular Salary/Wages	0	0	95,405	190,244	359,965
82501001	Rec Center Facilities	51100	Regular Salary/Wages	0	0	56,590	56,590	86,660
82502000	Rec Center Programming	51100	Regular Salary/Wages	0	0	90,411	0	0
82502659	Rec Center Support Services	51100	Regular Salary/Wages	0	0	65,168	65,168	124,260
82503000	Rec Center Rentals & Events	51100	Regular Salary/Wages	0	0	0	0	16,758
82504628	Rec Center Fitness	51100	Regular Salary/Wages	0	0	149,031	0	0
82505657	Rec Center Youth	51100	Regular Salary/Wages	0	0	94,839	0	0
82506000	Rec Center Enrichment	51100	Regular Salary/Wages	0	0	0	142,469	75,655
82508660	Rec Center Sports	51100	Regular Salary/Wages	0	0	0	0	127,740
82509661	Rec Center Pools	51100	Regular Salary/Wages	0	0	250,651	250,651	169,274
82510000	Rec Center Fitness	51100	Regular Salary/Wages	0	0	0	96,972	196,932
	Object Total			23,399,271	24,813,499	27,009,902	27,009,901	29,923,340
01011000	City Administrator	51110	Overtime/Shift/Hazard	1,425	630	0	0	0
01013000	Municipal Court	51110	Overtime/Shift/Hazard	5,347	4,377	10,154	10,154	10,154
01100000	Finance	51110	Overtime/Shift/Hazard	1,678	4,540	7,500	7,500	7,500
01110000	Human Resources	51110	Overtime/Shift/Hazard	567	607	0	0	0
01150012	EST Support Services	51110	Overtime/Shift Hazard	1,446	1,848	0	0	0

ORG	ORG DESCRIPTION	OBJ	DESCRIPTION	2015 ACTUAL	2016 ACTUAL	2017 ORIGINAL BUDGET	2017 REVISED BUDGET	2018 BUDGET
01180000	Legal	51110	Overtime/Shift/Hazard	376	635	0	0	0
01200000	CD Administration	51110	Overtime/Shift/Hazard	11,059	6,424	13,562	13,562	13,562
01201000	Community Standards	51110	Overtime/Shift/Hazard	22	0	0	0	0
01202000	Building Inspection	51110	Overtime/Shift/Hazard	7,174	8,622	0	0	0
01203000	Land Use	51110	Overtime/Shift/Hazard	241	0	0	0	0
01204000	Engineering	51110	Overtime/Shift/Hazard	10,545	10,079	0	0	0
01301000	Fire Operations	51110	Overtime/Shift/Hazard	209,429	109,632	232,253	232,253	232,253
01350000	Police Administration	51110	Overtime/Shift/Hazard	125,451	96,556	52,314	52,314	52,314
01351000	Police Investigations	51110	Overtime/Shift/Hazard	77,236	53,628	101,999	101,999	101,999
01352000	Patrol Administration	51110	Overtime/Shift/Hazard	409,665	431,902	429,907	429,907	429,907
01400000	Municipal Services Admin.	51110	Overtime/Shift/Hazard	862	20	200	200	200
01401501	Snow	51110	Overtime/Shift/Hazard	179	1,665	0	0	0
01401502	Highways & Streets	51110	Overtime/Shift/Hazard	12,418	18,103	12,300	12,300	12,300
01402500	Traffic	51110	Overtime/Shift/Hazard	3,381	2,432	5,350	5,350	5,350
01403500	Facilities	51110	Overtime/Shift/Hazard	2,704	4,741	15,000	15,000	15,000
01404000	Fleet	51110	Overtime/Shift/Hazard	2,454	3,597	15,000	15,000	15,000
01500000	Parks & Rec. Administration	51110	Overtime/Shift/Hazard	3,982	3,021	0	0	0
01501000	Parks Maint. Administration	51110	Overtime/Shift/Hazard	58,491	45,317	81,284	81,284	81,284
01501612	Parks Support Services	51110	Overtime/Shift/Hazard	8,774	9,262	11,045	11,045	11,045
01502000	Parks Prog. Administration	51110	Overtime/Shift/Hazard	1,245	2,048	4,952	4,952	4,952
01502613	Thompson Barn	51110	Overtime/Shift/Hazard	105	71.03	0	0	0
01503615	BBQ	51110	Overtime/Shift/Hazard	0	0	25,000	25,000	25,000
01503616	Chili Challenge	51110	Overtime/Shift/Hazard	0	0	1,800	1,800	1,800
01507642	Programs - Nature	51110	Overtime/Shift/Hazard	22	130.5	0	0	0
80405000	Stormwater Administration	51110	Overtime/Shift/Hazard	271	0	0	0	0
80405500	Stormwater Maintenance	51110	Overtime/Shift/Hazard	7,898	8,457	4,150	4,150	4,150
80405550	Stormwater Development	51110	Overtime/Shift/Hazard	113	249	0	0	0
			Object Total	964,560	828,591	1,023,770	1,023,770	1,023,770
01301000	Fire Operations	51115	Holiday	132,649	132,746	174,641	174,641	174,641
01350000	Police Administration	51115	Holiday	31,581	31,622	39,133	39,133	39,133
01351000	Police Investigations	51115	Holiday	333	0	0	0	0
01352000	Patrol Administration	51115	Holiday	81,551	79,692	73,608	73,608	72,288
			Object Total	246,114	244,060	287,382	287,382	286,062
01010000	Governing Body	51120	Allowances	14,799	16,746	16,744	16,744	16,744
01011000	City Administrator	51120	Allowances	19,200	19,200	19,126	19,126	19,126
01012000	Communications	51120	Allowances	3,509	5,198	5,850	5,850	7,800
01013000	Municipal Court	51120	Allowances	914	502	910	910	455
01014000	City Clerk	51120	Allowances	0	9	0	0	910
01015000	Public Market	51120	Allowances	0	1,242	2,400	2,400	2,110
01100000	Finance	51120	Allowances	7,555	7,555	7,526	7,526	7,526
01110000	Human Resources	51120	Allowances	1,878	8,392	8,436	8,436	8,436
01150000	EST Administration	51120	Allowances	1,916	1,958	1,950	1,950	1,950
01150012	EST Support Services	51120	Allowances	4,270	5,491	3,406	3,406	7,592
01150013	EST Data Analytics	51120	Allowances	6,147	6,395	6,266	6,266	7,904
01150014	EST Infrastructure	51120	Allowances	5,601	4,029	5,538	5,538	3,588
01180000	Legal	51120	Allowances	11,635	12,102	12,056	12,056	12,056
01181000	Prosecution	51120	Allowances	1,827	1,827	1,820	1,820	1,820
01200000	CD Administration	51120	Allowances	11,884	11,884	11,838	11,838	11,216
01201000	Community Standards	51120	Allowances	914	1,316	1,313	1,313	1,820
01202000	Building Inspection	51120	Allowances	0	956	910	910	910
01203000	Land Use	51120	Allowances	914	896	910	910	0
01204000	Engineering	51120	Allowances	1,938	1,935	2,838	2,838	1,928
01300000	Fire Administration	51120	Allowances	4,279	5,728	5,706	5,706	5,706
01350000	Police Administration	51120	Allowances	7,546	10,262	9,336	9,336	10,236
01351000	Police Investigations	51120	Allowances	13,263	10,865	9,930	9,930	11,730
01352000	Patrol Administration	51120	Allowances	8,442	10,295	13,610	13,610	10,920
01400000	Municipal Services Admin.	51120	Allowances	10,679	8,605	8,712	8,712	10,035
01401501	Snow	51120	Allowances	104	0	0	0	0
01401502	Highways & Streets	51120	Allowances	0	1,365	0	0	1,820
01402504	Traffic	51120	Allowances	1,644	2,327	1,638	1,638	1,820
01403500	Facilities	51120	Allowances	1,652	3,124	3,113	3,113	3,112
01404000	Fleet	51120	Allowances	9,600	10,283	9,600	9,600	11,710
01500000	Parks & Rec. Administration	51120	Allowances	11,593	11,593	11,548	11,548	11,548
01501000	Parks Maint. Administration	51120	Allowances	3,955	5,754	4,550	4,550	6,370
01501612	Parks Support Services	51120	Allowances	3,323	3,323	3,310	3,310	3,310
01502000	Parks Prog. Administration	51120	Allowances	5,481	6,129	5,005	5,005	3,640
01507642	Programs - Nature	51120	Allowances	913	914	910	910	910
01509646	Swimming Pools	51120	Allowances	0	0	0	0	455
80405000	Stormwater Administration	51120	Allowances	0	0	1,323	1,323	7,842
80405500	Stormwater Maintenance	51120	Allowances	0	277	0	0	1,200
82500001	Rec Center Administration	51120	Allowances	0	0	910	910	2,730
82501001	Rec Center Facilities	51120	Allowances	0	0	145	145	0
82502000	Rec Center Programming	51120	Allowances	0	0	228	0	0
82506000	Rec Center Enrichment	51120	Allowances	0	0	0	228	0
82508660	Rec Center Sports	51120	Allowances	0	0	0	0	1,138
82509661	Rec Center Pools	51120	Allowances	0	0	455	455	1,365
82510000	Rec Center Fitness	51120	Allowances	0	0	0	0	683
			Object Total	177,375	198,475	199,866	199,866	222,170

ORG	ORG DESCRIPTION	OBJ	DESCRIPTION	2015 ACTUAL	2016 ACTUAL	2017 ORIGINAL BUDGET	2017 REVISED BUDGET	2018 BUDGET
01110000	Human Resources	51125	Education	51,680	44,193	75,000	75,000	75,000
			Object Total	51,680	44,193	75,000	75,000	75,000
01030000	Transfers	51130	Compensation Reserve	0	0	1,495,687	1,495,687	500,000
28500652	Legler Barn	51130	Compensation Reserve	544	0	1,331	1,331	0
80405000	Stormwater Administration	51130	Compensation Reserve	0	0	40,374	40,374	0
82500001	Rec Center Administration	51130	Compensation Reserve	0	0	4,052	4,052	0
			Object Total	544	0	1,541,444	1,541,444	500,000
01302000	Fire Planning	51202	Overtime - Fire Inspection	93,488	95,579	96,699	96,699	120,000
			Object Total	93,488	95,579	96,699	96,699	120,000
01301000	Fire Operations	51204	Overtime - Automatic	1,082	1,275	0	0	0
			Object Total	1,082	1,275	0	0	0
01301000	Fire Operations	51206	Overtime - Callback	900	2,793	0	0	0
			Object Total	900	2,793	0	0	0
01301000	Fire Operations	51210	Overtime - Investigation	1,841	210	0	0	0
			Object Total	1,841	210	0	0	0
01300303	Fire Prof. Development	51214	Overtime - Other	0	1,006	0	0	0
01301000	Fire Operations	51214	Overtime - Other	8,603	12,261	0	0	0
			Object Total	8,603	13,267	0	0	0
01301000	Fire Operations	51216	Overtime - Premium Pay	44,757	49,052	0	0	0
			Object Total	44,757	49,052	0	0	0
01300303	Fire Prof. Development	51218	Overtime - Program Mgmt	0	56	0	0	0
01301000	Fire Operations	51218	Overtime - Program Mgmt	16,343	9,517	0	0	0
			Object Total	16,343	9,573	0	0	0
01301000	Fire Operations	51220	Overtime - Public Education	2,366	4,453	0	0	0
			Object Total	2,366	4,453	0	0	0
01301000	Fire Operations	51222	Overtime - Special Events	10,747	11,371	0	0	0
			Object Total	10,747	11,371	0	0	0
01301000	Fire Operations	51226	Overtime - Training	46,231	45,440	0	0	0
			Object Total	46,231	45,440	0	0	0
01301000	Fire Operations	51227	Overtime - Paramedic Coverage	0	1,756	0	0	0
			Object Total	0	1,756	0	0	0
01010000	Governing Body	51505	FICA/OADS	5,025	7,214	7,583	7,583	7,780
01011000	City Administrator	51505	FICA/OADS	21,765	22,316	30,529	30,529	31,570
01012000	Communications	51505	FICA/OADS	10,778	11,567	11,977	11,977	15,841
01013000	Municipal Court	51505	FICA/OADS	17,505	17,895	19,157	19,157	21,294
01014000	City Clerk	51505	FICA/OADS	3,217	3,277	3,724	3,724	3,855
01015000	Public Market	51505	FICA/OADS	0	2,116	5,924	5,924	7,781
01100000	Finance	51505	FICA/OADS	26,184	27,918	32,471	32,471	39,496
01110000	Human Resources	51505	FICA/OADS	17,587	26,797	33,240	33,240	35,428
01150000	EST Administration	51505	FICA/OADS	5,102	5,306	5,628	5,628	5,965
01150012	EST Support Services	51505	FICA/OADS	11,147	14,029	12,159	12,159	19,679
01150013	EST Data Analytics	51505	FICA/OADS	21,722	21,264	24,437	24,437	24,426
01150014	EST Infrastructure	51505	FICA/OADS	13,958	10,374	12,771	12,771	10,240
01180000	Legal	51505	FICA/OADS	24,299	29,824	33,549	33,549	37,561
01181000	Prosecution	51505	FICA/OADS	8,631	8,762	9,515	9,515	10,170
01200000	CD Administration	51505	FICA/OADS	35,273	34,954	39,383	39,383	46,867
01201000	Community Standards	51505	FICA/OADS	8,902	9,175	10,829	10,829	11,597
01202000	Building Inspection	51505	FICA/OADS	21,240	21,480	28,284	28,284	28,334
01203000	Land Use	51505	FICA/OADS	20,515	22,834	23,204	23,204	22,992
01204000	Engineering	51505	FICA/OADS	47,963	47,788	57,433	57,433	60,735
01300000	Fire Administration	51505	FICA/OADS	20,546	14,213	17,966	17,966	26,216
01300303	Fire Prof. Development	51505	FICA/OADS	0	20,038	21,534	21,534	22,901
01301000	Fire Operations	51505	FICA/OADS	299,109	296,155	312,446	312,446	338,141
01302000	Fire Planning	51505	FICA/OADS	17,248	18,162	34,563	34,563	28,953
01350000	Police Administration	51505	FICA/OADS	132,476	147,963	164,699	164,699	180,813
01351000	Police Investigations	51505	FICA/OADS	61,876	40,160	47,326	47,326	50,570
01352000	Patrol Administration	51505	FICA/OADS	264,065	295,317	312,056	312,056	340,162
01380000	Emergency Management	51505	FICA/OADS	0	0	0	0	4,362
01400000	Municipal Services Admin.	51505	FICA/OADS	22,237	19,313	23,355	23,355	27,051
01401501	Snow	51505	FICA/OADS	1,933	0	4,650	4,650	4,650
01401502	Highways & Streets	51505	FICA/OADS	48,354	53,625	57,266	57,266	61,933
01402504	Traffic	51505	FICA/OADS	16,517	17,150	17,605	17,605	19,124
01403500	Facilities	51505	FICA/OADS	15,409	17,533	22,902	22,902	25,057
01404000	Fleet	51505	FICA/OADS	30,381	31,912	34,777	34,777	37,064
01500000	Parks & Rec. Administration	51505	FICA/OADS	24,452	25,838	26,491	26,791	30,598
01501000	Parks Maint. Administration	51505	FICA/OADS	75,472	77,816	88,091	88,091	94,649
01501612	Parks Support Services	51505	FICA/OADS	19,924	20,714	28,307	28,307	31,538
01502000	Parks Prog. Administration	51505	FICA/OADS	18,681	20,496	19,481	19,481	18,495
01502613	Thompson Barn	51505	FICA/OADS	3,063	3,504	3,269	3,269	2,976
01503615	BBQ	51505	FICA/OADS	0	0	1,550	1,550	1,550
01503616	Chili Challenge	51505	FICA/OADS	0	0	112	112	112
01503625	Spinach Festival	51505	FICA/OADS	0	0	155	155	163

ORG	ORG DESCRIPTION	OBJ	DESCRIPTION	2015	2016	2017	2017	2018
				ACTUAL	ACTUAL	ORIGINAL BUDGET	REVISED BUDGET	BUDGET
01504628	Adult Fitness	51505	FICA/OADSI	647	409	607	607	639
01504629	Senior Programs	51505	FICA/OADSI	0	0	691	691	727
01504630	Adult Sports	51505	FICA/OADSI	0	0	192	192	202
01504631	Adult Trips	51505	FICA/OADSI	0	0	362	362	381
01504632	Parks & Recreation - Other	51505	FICA/OADSI	0	0	342	342	360
01505634	Youth Sports	51505	FICA/OADSI	0	0	316	316	0
01505635	Arts & Crafts	51505	FICA/OADSI	0	0	0	0	392
01505636	Camps & Shows	51505	FICA/OADSI	0	0	1,102	1,102	2,445
01506640	Prog Dance	51505	FICA/OADSI	694	1,028	1,524	1,524	0
01507642	Programs - Nature	51505	FICA/OADSI	3,439	3,577	3,030	3,030	3,496
01509646	Swimming Pools	51505	FICA/OADSI	0	0	2,680	2,680	4,276
01509647	Ad Astra Pool	51505	FICA/OADSI	4,551	5,128	5,348	5,348	5,272
01509648	Flat Rock Creek Pool	51505	FICA/OADSI	4,424	4,826	4,829	4,829	5,023
01509649	Indian Trails Pool	51505	FICA/OADSI	8,594	7,822	8,923	8,923	8,536
01509651	Swim Team	51505	FICA/OADSI	692	778	1,267	1,267	1,264
28500652	Legler Barn	51505	FICA/OADSI	0	646	1,905	1,905	2,026
80405000	Stormwater Administration	51505	FICA/OADSI	6,092	4,018	7,404	7,404	8,669
80405500	Stormwater Maintenance	51505	FICA/OADSI	29,812	31,787	35,064	35,064	43,932
80405550	Stormwater Development	51505	FICA/OADSI	11,905	12,430	13,121	13,121	13,873
82500001	Rec Center Administration	51505	FICA/OADSI	0	0	5,971	11,851	22,487
82501001	Rec Center Facilities	51505	FICA/OADSI	0	0	3,518	3,518	5,373
82502000	Rec Center Programming	51505	FICA/OADSI	0	0	5,619	0	0
82502659	Rec Center Support Services	51505	FICA/OADSI	0	0	4,040	4,040	7,704
82503000	Rec Center Rentals & Events	51505	FICA/OADSI	0	0	0	0	1,039
82504628	Rec Center Fitness	51505	FICA/OADSI	0	0	9,239	0	0
82505657	Rec Center Youth	51505	FICA/OADSI	0	0	5,880	0	0
82506000	Rec Center Enrichment	51505	FICA/OADSI	0	0	0	8,847	4,691
82508660	Rec Center Sports	51505	FICA/OADSI	0	0	0	0	7,992
82509661	Rec Center Pools	51505	FICA/OADSI	0	0	15,569	15,569	10,579
82510000	Rec Center Fitness	51505	FICA/OADSI	0	0	0	6,012	12,253
	Object Total			1,463,406	1,537,247	1,778,941	1,778,942	1,962,320
01010000	Governing Body	51510	FICA/MD	1,175	1,687	1,775	1,775	1,816
01011000	City Administrator	51510	FICA/MD	6,669	6,785	7,139	7,139	7,383
01012000	Communications	51510	FICA/MD	2,521	2,705	2,800	2,800	3,705
01013000	Municipal Court	51510	FICA/MD	4,094	4,185	4,480	4,480	4,978
01014000	City Clerk	51510	FICA/MD	752	766	871	871	902
01015000	Public Market	51510	FICA/MD	0	495	1,386	1,386	1,820
01100000	Finance	51510	FICA/MD	6,589	7,042	7,595	7,595	9,237
01110000	Human Resources	51510	FICA/MD	4,113	6,267	7,773	7,773	8,285
01150000	EST Administration	51510	FICA/MD	1,193	1,241	1,316	1,316	1,395
01150012	EST Support Services	51510	FICA/MD	2,607	3,281	2,843	2,843	4,602
01150013	EST Data Analytics	51510	FICA/MD	5,080	4,973	5,716	5,716	5,713
01150014	EST Infrastructure	51510	FICA/MD	3,264	2,426	2,987	2,987	2,394
01180000	Legal	51510	FICA/MD	6,148	7,554	7,845	7,845	8,783
01181000	Prosecution	51510	FICA/MD	2,019	2,049	2,225	2,225	2,378
01200000	CD Administration	51510	FICA/MD	8,620	8,551	9,209	9,209	10,960
01201000	Community Standards	51510	FICA/MD	2,082	2,146	2,533	2,533	2,712
01202000	Building Inspection	51510	FICA/MD	4,967	5,024	6,615	6,615	6,627
01203000	Land Use	51510	FICA/MD	4,798	5,340	5,427	5,427	5,377
01204000	Engineering	51510	FICA/MD	11,217	11,176	13,434	13,434	14,203
01300000	Fire Administration	51510	FICA/MD	4,925	3,539	4,202	4,202	6,131
01300303	Fire Prof. Development	51510	FICA/MD	0	4,686	5,036	5,036	5,356
01301000	Fire Operations	51510	FICA/MD	69,953	69,262	73,074	73,074	79,087
01302000	Fire Planning	51510	FICA/MD	4,034	4,378	8,082	8,082	6,771
01350000	Police Administration	51510	FICA/MD	31,189	34,826	38,520	38,520	42,291
01351000	Police Investigations	51510	FICA/MD	14,471	9,392	11,067	11,067	11,826
01352000	Patrol Administration	51510	FICA/MD	61,757	69,066	72,987	72,987	79,556
01380000	Emergency Management	51510	FICA/MD	0	0	0	0	1,020
01400000	Municipal Services Admin.	51510	FICA/MD	5,302	4,517	5,462	5,462	6,328
01401501	Snow	51510	FICA/MD	452	0	1,088	1,088	1,088
01401502	Highways & Streets	51510	FICA/MD	11,308	12,541	13,391	13,391	14,486
01402504	Traffic	51510	FICA/MD	3,863	4,011	4,117	4,117	4,473
01403500	Facilities	51510	FICA/MD	3,604	4,100	5,356	5,356	5,862
01404000	Fleet	51510	FICA/MD	7,105	7,463	8,064	8,064	8,668
01500000	Parks & Rec. Administration	51510	FICA/MD	5,780	6,158	6,265	6,265	7,157
01501000	Parks Maint. Administration	51510	FICA/MD	17,651	18,199	20,600	20,600	22,142
01501612	Parks Support Services	51510	FICA/MD	4,660	4,844	6,620	6,620	7,375
01502000	Parks Prog. Administration	51510	FICA/MD	4,369	4,793	4,556	4,556	4,324
01502613	Thompson Barn	51510	FICA/MD	716	820	765	765	695
01503615	BBQ	51510	FICA/MD	0	0	363	363	363
01503616	Chili Challenge	51510	FICA/MD	0	0	26	26	26
01503625	Spinach Festival	51510	FICA/MD	0	0	36	36	38
01504628	Adult Fitness	51510	FICA/MD	151	96	142	142	150
01504629	Senior Programs	51510	FICA/MD	0	0	162	162	170
01504630	Adult Sports	51510	FICA/MD	0	0	45	45	47
01504631	Adult Trips	51510	FICA/MD	0	0	85	85	89
01504632	Parks & Recreation - Other	51510	FICA/MD	0	0	80	80	84
01505634	Youth Sports	51510	FICA/MD	0	0	74	74	0
01505635	Arts & Crafts	51510	FICA/MD	0	0	0	0	92
01505636	Camps & Shows	51510	FICA/MD	0	0	257	257	572
01506640	Prog Dance	51510	FICA/MD	162	240	357	357	0
01507642	Programs - Nature	51510	FICA/MD	804	837	709	709	818
01509646	Swimming Pools	51510	FICA/MD	0	0	626	626	1,000
01509647	Ad Astra Pool	51510	FICA/MD	1,064	1,199	1,251	1,251	1,233

ORG	ORG DESCRIPTION	OBJ	DESCRIPTION	2015 ACTUAL	2016 ACTUAL	2017 ORIGINAL BUDGET	2017 REVISED BUDGET	2018 BUDGET
01509648	Flat Rock Creek Pool	51510	FICA/MD	1,035	1,129	1,130	1,130	1,175
01509649	Indian Trails Pool	51510	FICA/MD	2,010	1,829	2,087	2,087	1,996
01509651	Swim Team	51510	FICA/MD	162	182	296	296	296
28500652	Legler Barn	51510	FICA/MD	127	151	445	445	474
80405000	Stormwater Administration	51510	FICA/MD	1,472	967	1,731	1,731	2,028
80405500	Stormwater Maintenance	51510	FICA/MD	6,972	7,434	8,201	8,201	10,276
80405550	Stormwater Development	51510	FICA/MD	2,784	2,907	3,069	3,069	3,244
82500001	Rec Center Administration	51510	FICA/MD	0	0	1,396	2,771	5,259
82501001	Rec Center Facilities	51510	FICA/MD	0	0	823	823	1,256
82502000	Rec Center Programming	51510	FICA/MD	0	0	1,315	0	0
82502659	Rec Center Support Services	51510	FICA/MD	0	0	944	944	1,803
82503000	Rec Center Rentals & Events	51510	FICA/MD	0	0	0	0	243
82504628	Rec Center Fitness	51510	FICA/MD	0	0	2,161	0	0
82505657	Rec Center Youth	51510	FICA/MD	0	0	1,375	0	0
82506000	Rec Center Enrichment	51510	FICA/MD	0	0	0	2,069	1,097
82508660	Rec Center Sports	51510	FICA/MD	0	0	0	0	1,868
82509661	Rec Center Pools	51510	FICA/MD	0	0	3,640	3,640	2,474
82510000	Rec Center Fitness	51510	FICA/MD	0	0	0	1,407	2,865
	Object Total			345,790	363,261	416,047	416,047	458,942
01010000	Governing Body	51515	Employers KPERS	3,272	4,376	4,650	4,650	5,234
01011000	City Administrator	51515	Employers KPERS	48,642	44,707	46,581	46,581	52,905
01012000	Communications	51515	Employers KPERS	18,818	16,107	18,275	18,275	26,547
01013000	Municipal Court	51515	Employers KPERS	29,668	27,450	29,229	29,229	29,354
01014000	City Clerk	51515	Employers KPERS	5,946	2,868	5,682	5,682	6,461
01015000	Public Market	51515	Employers KPERS	0	3,291	9,038	9,038	13,039
01100000	Finance	51515	Employers KPERS	49,551	48,211	49,545	49,545	66,187
01110000	Human Resources	51515	Employers KPERS	31,099	41,844	50,715	50,715	58,846
01150000	EST Administration	51515	Employers KPERS	8,860	8,362	8,587	8,587	9,996
01150012	EST Support Services	51515	Employers KPERS	19,631	22,261	18,553	18,553	32,982
01150013	EST Data Analytics	51515	Employers KPERS	38,234	33,120	37,285	37,285	40,933
01150014	EST Infrastructure	51515	Employers KPERS	23,777	15,982	19,486	19,486	17,159
01180000	Legal	51515	Employers KPERS	46,413	49,932	51,189	51,189	62,947
01181000	Prosecution	51515	Employers KPERS	15,284	13,852	14,518	14,518	17,043
01200000	CD Administration	51515	Employers KPERS	62,742	56,525	58,647	58,647	76,873
01201000	Community Standards	51515	Employers KPERS	14,981	13,912	14,249	14,249	16,886
01202000	Building Inspection	51515	Employers KPERS	37,032	33,592	40,117	40,117	44,149
01203000	Land Use	51515	Employers KPERS	35,333	35,873	35,408	35,408	38,531
01204000	Engineering	51515	Employers KPERS	83,541	76,569	84,592	84,592	99,038
01300000	Fire Administration	51515	Employers KPERS	4,489	4,160	4,157	4,157	5,016
01302000	Fire Planning	51515	Employers KPERS	37	3,235	2,248	2,248	3,893
01350000	Police Administration	51515	Employers KPERS	191,063	182,596	189,763	189,763	232,053
01351000	Police Investigations	51515	Employers KPERS	4,139	3,943	3,884	3,884	4,493
01352000	Patrol Administration	51515	Employers KPERS	29,308	22,388	22,674	22,674	26,420
01400000	Municipal Services Admin.	51515	Employers KPERS	28,234	29,476	35,632	35,632	45,333
01401501	Snow	51515	Employers KPERS	3,389	0	7,095	7,095	7,793
01401502	Highways & Streets	51515	Employers KPERS	85,495	85,687	87,375	87,375	103,789
01402504	Traffic	51515	Employers KPERS	29,129	27,258	26,863	26,863	32,049
01403500	Facilities	51515	Employers KPERS	26,938	28,000	34,943	34,943	41,992
01404000	Fleet	51515	Employers KPERS	53,919	51,253	52,608	52,608	62,115
01500000	Parks & Rec. Administration	51515	Employers KPERS	40,993	39,373	39,232	39,232	49,309
01501000	Parks Maint. Administration	51515	Employers KPERS	117,184	105,818	118,357	118,357	138,718
01501612	Parks Support Services	51515	Employers KPERS	30,163	27,764	30,288	30,288	42,231
01502000	Parks Prog. Administration	51515	Employers KPERS	31,152	33,004	29,725	29,725	29,693
01502613	Thompson Barn	51515	Employers KPERS	70	0	0	0	0
01503615	BBQ	51515	Employers KPERS	0	0	2,365	2,365	2,598
01503616	Chili Challenge	51515	Employers KPERS	0	0	170	170	187
01503625	Spinach Festival	51515	Employers KPERS	0	0	237	237	295
01504628	Adult Fitness	51515	Employers KPERS	44	2	926	926	0
01504629	Senior Programs	51515	Employers KPERS	0	0	1,054	1,054	0
01504630	Adult Sports	51515	Employers KPERS	0	0	292	292	0
01504631	Adult Trips	51515	Employers KPERS	0	0	552	552	0
01504632	Parks & Recreation - Other	51515	Employers KPERS	0	0	522	522	0
01505634	Youth Sports	51515	Employers KPERS	0	0	481	481	0
01505636	Camps & Shows	51515	Employers KPERS	0	0	1,681	1,681	2,244
01506640	Prog Dance	51515	Employers KPERS	0	0	2,325	2,325	0
01507642	Programs - Nature	51515	Employers KPERS	4,831	4,664	4,624	4,624	5,859
01509646	Swimming Pools	51515	Employers KPERS	0	0	1,725	1,725	4,102
28500652	Legler Barn	51515	Employers KPERS	0	0	2,906	2,906	3,219
80405000	Stormwater Administration	51515	Employers KPERS	9,127	6,372	11,296	11,296	14,528
80405500	Stormwater Maintenance	51515	Employers KPERS	53,522	51,372	53,499	53,499	73,619
80405550	Stormwater Development	51515	Employers KPERS	20,864	19,606	20,019	20,019	23,247
82500001	Rec Center Administration	51515	Employers KPERS	0	0	9,111	18,082	16,721
82501001	Rec Center Facilities	51515	Employers KPERS	0	0	5,367	5,367	9,004
82502000	Rec Center Programming	51515	Employers KPERS	0	0	8,574	0	0
82502659	Rec Center Support Services	51515	Employers KPERS	0	0	6,165	6,165	12,910
82504628	Rec Center Fitness	51515	Employers KPERS	0	0	14,098	0	0
82505657	Rec Center Youth	51515	Employers KPERS	0	0	8,971	0	0
82506000	Rec Center Enrichment	51515	Employers KPERS	0	0	0	13,499	0
82508660	Rec Center Sports	51515	Employers KPERS	0	0	0	0	4,122
82509661	Rec Center Pools	51515	Employers KPERS	0	0	23,755	23,755	5,706

ORG	ORG DESCRIPTION	OBJ	DESCRIPTION	2015 ACTUAL	2016 ACTUAL	2017 ORIGINAL BUDGET	2017 REVISED BUDGET	2018 BUDGET
82510000	Rec Center Fitness	51515	Employers KPERS	0	0	0	9,173	4,338
			Object Total	1,336,914	1,274,806	1,461,905	1,461,905	1,722,706
01200000	CD Administration	51520	Employers KPERS W@R	2,386	2,612	2,313	2,313	2,436
01400000	Municipal Services Admin.	51520	Employers KPERS W@R	16,325	939	0	0	0
01500000	Parks & Rec. Administration	51520	Employers KPERS W@R	2,690	2,789	2,641	2,641	2,875
01501612	Parks Support Services	51520	Employers KPERS W@R	0	641	0	0	2,501
01502613	Thompson Barn	51520	Employers KPERS W@R	0	85	0	0	0
80405000	Stormwater Administration	51520	Employers KPERS W@R	2,787	162	0	0	0
			Object Total	24,188	7,228	4,954	4,954	7,812
01300000	Fire Administration	51525	KP&F	65,337	42,503	46,784	46,784	75,251
01300303	Fire Prof. Development	51525	KP&F	0	69,753	66,095	66,095	74,208
01301000	Fire Operations	51525	KP&F	1,084,273	1,037,054	959,010	959,010	1,095,670
01302000	Fire Planning	51525	KP&F	57,378	56,815	101,564	101,564	86,288
01350000	Police Administration	51525	KP&F	84,340	120,236	123,791	123,791	137,212
01351000	Police Investigations	51525	KP&F	212,883	129,115	137,451	137,451	155,177
01352000	Patrol Administration	51525	KP&F	890,551	965,016	910,389	910,389	1,049,139
01380000	Emergency Management	51525	KP&F	0	0	0	0	14,136
			Object Total	2,394,762	2,420,492	2,345,084	2,345,084	2,687,081
01011000	City Administrator	51530	Pension Plan	45,938	45,830	37,913	37,913	34,066
01012000	Communications	51530	Pension Plan	13,106	12,597	14,875	14,875	17,093
01013000	Municipal Court	51530	Pension Plan	17,211	16,704	18,217	18,217	17,767
01014000	City Clerk	51530	Pension Plan	2,669	3,557	4,625	4,625	4,160
01015000	Public Market	51530	Pension Plan	0	1,590	7,356	7,356	4,439
01100000	Finance	51530	Pension Plan	37,106	37,917	40,328	40,328	42,618
01110000	Human Resources	51530	Pension Plan	24,122	33,175	41,283	41,283	32,874
01150000	EST Administration	51530	Pension Plan	7,086	6,644	6,990	6,990	6,436
01150012	EST Support Services	51530	Pension Plan	17,959	16,755	15,102	15,102	21,235
01150013	EST Data Analytics	51530	Pension Plan	26,744	26,403	30,350	30,350	26,357
01150014	EST Infrastructure	51530	Pension Plan	15,097	13,631	15,861	15,861	11,048
01180000	Legal	51530	Pension Plan	33,616	36,901	40,310	40,310	34,317
01181000	Prosecution	51530	Pension Plan	12,870	12,117	11,113	11,113	7,987
01200000	CD Administration	51530	Pension Plan	45,422	43,611	48,650	48,650	49,499
01201000	Community Standards	51530	Pension Plan	11,702	10,987	11,597	11,597	10,872
01202000	Building Inspection	51530	Pension Plan	28,249	26,107	32,652	32,652	28,426
01203000	Land Use	51530	Pension Plan	25,466	25,102	28,819	28,819	24,810
01204000	Engineering	51530	Pension Plan	62,547	60,134	70,782	70,782	63,771
01300000	Fire Administration	51530	Pension Plan	27,638	20,975	22,313	22,313	28,288
01300303	Fire Prof. Development	51530	Pension Plan	0	19,458	26,742	26,742	24,710
01301000	Fire Operations	51530	Pension Plan	386,987	372,094	388,042	388,042	364,849
01302000	Fire Planning	51530	Pension Plan	24,371	25,396	42,521	42,521	28,734
01350000	Police Administration	51530	Pension Plan	171,653	178,654	204,216	204,216	194,466
01351000	Police Investigations	51530	Pension Plan	80,257	57,011	58,777	58,777	54,566
01352000	Patrol Administration	51530	Pension Plan	340,002	356,172	386,059	386,059	363,068
01380000	Emergency Management	51530	Pension Plan	0	0	0	0	4,707
01400000	Municipal Services Admin.	51530	Pension Plan	28,452	24,685	29,003	29,003	29,189
01401501	Snow	51530	Pension Plan	3,405	1,291	5,775	5,775	5,018
01401502	Highways & Streets	51530	Pension Plan	62,445	65,150	71,118	71,118	66,825
01402504	Traffic	51530	Pension Plan	21,617	21,621	21,865	21,865	20,637
01403500	Facilities	51530	Pension Plan	19,714	21,445	28,443	28,443	27,037
01404000	Fleet	51530	Pension Plan	37,119	37,724	42,821	42,821	39,995
01500000	Parks & Rec. Administration	51530	Pension Plan	31,831	32,614	32,413	32,413	29,369
01501000	Parks Maint. Administration	51530	Pension Plan	83,882	81,894	96,342	96,342	89,321
01501612	Parks Support Services	51530	Pension Plan	18,463	17,946	26,850	26,850	22,846
01502000	Parks Prog. Administration	51530	Pension Plan	23,280	24,342	23,468	23,468	19,120
01502613	Thompson Barn	51530	Pension Plan	37	0	0	0	0
01503615	BBQ	51530	Pension Plan	68	0	1,500	1,500	0
01503616	Chili Challenge	51530	Pension Plan	5	0	108	108	0
01503625	Spinach Festival	51530	Pension Plan	7	0	150	150	0
01504628	Adult Fitness	51530	Pension Plan	26	0	0	0	0
01507642	Programs - Nature	51530	Pension Plan	3,553	3,691	3,764	3,764	3,773
01509646	Swimming Pools	51530	Pension Plan	0	0	2,904	2,904	2,640
28500652	Legler Barn	51530	Pension Plan	72	0	1,843	1,843	0
80405000	Stormwater Administration	51530	Pension Plan	6,018	5,207	9,195	9,195	9,353
80405500	Stormwater Maintenance	51530	Pension Plan	29,083	38,378	43,550	43,550	47,402
80405550	Stormwater Development	51530	Pension Plan	12,584	15,528	16,295	16,295	14,969
82500001	Rec Center Administration	51530	Pension Plan	0	0	7,416	13,642	10,767
82501001	Rec Center Facilities	51530	Pension Plan	0	0	4,368	4,368	5,798
82502000	Rec Center Programming	51530	Pension Plan	0	0	853	0	0
82502659	Rec Center Support Services	51530	Pension Plan	0	0	4,578	4,578	4,738
82504628	Rec Center Fitness	51530	Pension Plan	0	0	3,529	0	0
82505657	Rec Center Youth	51530	Pension Plan	0	0	6,226	0	0
82506000	Rec Center Enrichment	51530	Pension Plan	0	0	0	853	0
82508660	Rec Center Sports	51530	Pension Plan	0	0	0	0	2,655
82509661	Rec Center Pools	51530	Pension Plan	0	0	15,842	15,842	3,674
82510000	Rec Center Fitness	51530	Pension Plan	0	0	0	3,529	2,793
			Object Total	1,839,479	1,851,039	2,105,712	2,105,712	1,959,082
01010000	Governing Body	51540	Workers Compensation	377	369	294	294	301
01011000	City Administrator	51540	Workers Compensation	2,144	1,512	1,182	1,182	1,222
01012000	Communications	51540	Workers Compensation	827	612	464	464	613
01013000	Municipal Court	51540	Workers Compensation	1,430	971	742	742	824
01014000	City Clerk	51540	Workers Compensation	249	95	144	144	149

ORG	ORG DESCRIPTION	OBJ	DESCRIPTION	2015 ACTUAL	2016 ACTUAL	2017 ORIGINAL BUDGET	2017 REVISED BUDGET	2018 BUDGET
01015000	Public Market	51540	Workers Compensation	0	111	229	229	301
01100000	Finance	51540	Workers Compensation	2,150	1,633	1,257	1,257	1,529
01110000	Human Resources	51540	Workers Compensation	1,594	1,419	1,107	1,107	1,191
01150000	EST Administration	51540	Workers Compensation	413	284	218	218	231
01150012	EST Support Services	51540	Workers Compensation	1,062	776	471	471	762
01150013	EST Data Analytics	51540	Workers Compensation	1,552	1,130	946	946	946
01150014	EST Infrastructure	51540	Workers Compensation	1,028	548	494	494	396
01180000	Legal	51540	Workers Compensation	1,978	1,649	1,263	1,263	1,414
01181000	Prosecution	51540	Workers Compensation	887	463	360	360	385
01200000	CD Administration	51540	Workers Compensation	3,100	1,978	1,524	1,524	1,814
01201000	Community Standards	51540	Workers Compensation	1,889	2,447	419	419	2,939
01202000	Building Inspection	51540	Workers Compensation	26,840	13,029	14,941	14,941	13,139
01203000	Land Use	51540	Workers Compensation	1,549	1,231	898	898	890
01204000	Engineering	51540	Workers Compensation	33,385	21,553	20,000	20,000	20,908
01300000	Fire Administration	51540	Workers Compensation	25,283	10,953	9,583	9,583	16,301
01300303	Fire Prof. Development	51540	Workers Compensation	0	17,245	13,389	13,389	14,240
01301000	Fire Operations	51540	Workers Compensation	360,275	259,533	194,271	194,271	210,244
01302000	Fire Planning	51540	Workers Compensation	28,664	16,192	19,757	19,757	18,002
01350000	Police Administration	51540	Workers Compensation	36,172	29,412	25,223	25,223	25,322
01351000	Police Investigations	51540	Workers Compensation	39,944	17,575	14,996	14,996	16,034
01352000	Patrol Administration	51540	Workers Compensation	173,460	133,015	101,944	101,944	111,199
01380000	Emergency Management	51540	Workers Compensation	0	0	0	0	169
01400000	Municipal Services Admin.	51540	Workers Compensation	8,790	1,943	904	904	1,047
01401501	Snow	51540	Workers Compensation	2,984	0	1,549	1,549	3,943
01401502	Highways & Streets	51540	Workers Compensation	84,648	63,740	48,559	48,559	52,518
01402504	Traffic	51540	Workers Compensation	20,183	14,094	10,372	10,372	11,267
01403500	Facilities	51540	Workers Compensation	18,935	12,921	12,050	12,050	13,185
01404000	Fleet	51540	Workers Compensation	24,208	18,019	13,806	13,806	14,841
01500000	Parks & Rec. Administration	51540	Workers Compensation	4,890	3,843	2,815	2,815	3,171
01501000	Parks Maint. Administration	51540	Workers Compensation	52,512	36,060	30,043	30,043	30,696
01501612	Parks Support Services	51540	Workers Compensation	23,088	15,299	14,896	14,896	16,596
01502000	Parks Prog. Administration	51540	Workers Compensation	6,775	2,767	2,291	2,291	2,349
01502613	Thompson Barn	51540	Workers Compensation	382	614	127	127	115
01503615	BBQ	51540	Workers Compensation	184	0	197	197	197
01503616	Chili Challenge	51540	Workers Compensation	14	0	14	14	14
01503625	Spinach Festival	51540	Workers Compensation	18	0	52	52	0
01504628	Adult Fitness	51540	Workers Compensation	152	70	77	77	81
01504629	Senior Programs	51540	Workers Compensation	31	0	88	88	92
01504630	Adult Sports	51540	Workers Compensation	9	0	24	24	26
01504631	Adult Trips	51540	Workers Compensation	16	0	46	46	48
01504632	Parks & Recreation - Other	51540	Workers Compensation	16	0	43	43	46
01505634	Youth Sports	51540	Workers Compensation	9	0	40	40	0
01505635	Arts & Crafts	51540	Workers Compensation	0	0	0	0	50
01505636	Camps & Shows	51540	Workers Compensation	10	0	140	140	311
01506640	Prog Dance	51540	Workers Compensation	270	173	194	194	0
01507642	Programs - Nature	51540	Workers Compensation	1,897	1,513	1,052	1,052	1,214
01509646	Swimming Pools	51540	Workers Compensation	966	0	1,208	1,208	1,608
01509647	Ad Astra Pool	51540	Workers Compensation	4,746	3,569	2,814	2,814	2,774
01509648	Flat Rock Creek Pool	51540	Workers Compensation	4,433	3,136	2,541	2,541	2,643
01509649	Indian Trails Pool	51540	Workers Compensation	8,320	5,470	4,696	4,696	4,492
01509651	Swim Team	51540	Workers Compensation	1,031	546	666	666	665
28500652	Legler Barn	51540	Workers Compensation	125	78	74	74	78
80405000	Stormwater Administration	51540	Workers Compensation	1,690	311	287	287	336
80405500	Stormwater Maintenance	51540	Workers Compensation	53,020	38,097	29,734	29,734	37,253
80405550	Stormwater Development	51540	Workers Compensation	8,415	5,870	4,509	4,509	4,674
82500001	Rec Center Administration	51540	Workers Compensation	0	0	231	459	1,162
82501001	Rec Center Facilities	51540	Workers Compensation	0	0	1,558	1,558	2,394
82502000	Rec Center Programming	51540	Workers Compensation	0	0	218	0	0
82502659	Rec Center Support Services	51540	Workers Compensation	0	0	2,126	2,126	4,054
82503000	Rec Center Rentals & Events	51540	Workers Compensation	0	0	0	0	40
82504628	Rec Center Fitness	51540	Workers Compensation	0	0	609	0	0
82505657	Rec Center Youth	51540	Workers Compensation	0	0	228	0	0
82506000	Rec Center Enrichment	51540	Workers Compensation	0	0	0	342	182
82508660	Rec Center Sports	51540	Workers Compensation	0	0	0	0	698
82509661	Rec Center Pools	51540	Workers Compensation	0	0	7,313	7,313	4,208
82510000	Rec Center Fitness	51540	Workers Compensation	0	0	0	484	4,490
	Object Total			1,079,019	763,866	624,307	624,306	685,022
01010000	Governing Body	51545	Unemployment	0	0	530	530	270
01011000	City Administrator	51545	Unemployment	2,206	1,428	2,366	2,366	1,224
01012000	Communications	51545	Unemployment	861	572	937	937	619
01013000	Municipal Court	51545	Unemployment	1,397	886	1,541	1,541	832
01014000	City Clerk	51545	Unemployment	243	163	300	300	153
01015000	Public Market	51545	Unemployment	0	102	466	466	309
01100000	Finance	51545	Unemployment	2,246	1,490	2,581	2,581	1,555
01110000	Human Resources	51545	Unemployment	2,372	2,283	2,263	2,263	1,221
01150000	EST Administration	51545	Unemployment	440	264	444	444	236
01150012	EST Support Services	51545	Unemployment	887	690	963	963	775
01150013	EST Data Analytics	51545	Unemployment	1,731	1,057	1,940	1,940	965
01150014	EST Infrastructure	51545	Unemployment	1,068	512	1,002	1,002	404
01180000	Legal	51545	Unemployment	2,079	1,599	2,644	2,644	1,483
01181000	Prosecution	51545	Unemployment	692	435	758	758	406
01200000	CD Administration	51545	Unemployment	2,933	1,814	3,116	3,116	1,826
01201000	Community Standards	51545	Unemployment	718	455	866	866	463
01202000	Building Inspection	51545	Unemployment	1,667	1,058	2,277	2,277	1,140

ORG	ORG DESCRIPTION	OBJ	DESCRIPTION	2015 ACTUAL	2016 ACTUAL	2017 ORIGINAL BUDGET	2017 REVISED BUDGET	2018 BUDGET
01203000	Land Use	51545	Unemployment	1,627	1,126	1,867	1,867	927
01204000	Engineering	51545	Unemployment	3,817	2,363	4,619	4,619	2,445
01300000	Fire Administration	51545	Unemployment	1,696	750	1,420	1,420	1,043
01300303	Fire Prof. Development	51545	Unemployment	0	982	1,737	1,737	924
01301000	Fire Operations	51545	Unemployment	23,983	14,689	25,200	25,200	12,618
01302000	Fire Planning	51545	Unemployment	1,376	939	2,787	2,787	867
01350000	Police Administration	51545	Unemployment	10,661	7,366	13,236	13,236	7,036
01351000	Police Investigations	51545	Unemployment	4,949	2,009	3,767	3,767	1,756
01352000	Patrol Administration	51545	Unemployment	21,112	14,660	25,100	25,100	12,437
01380000	Emergency Management	51545	Unemployment	0	0	0	0	176
01400000	Municipal Services Admin.	51545	Unemployment	1,777	966	1,839	1,839	1,065
01401501	Snow	51545	Unemployment	169	0	375	375	0
01401502	Highways & Streets	51545	Unemployment	3,841	2,656	4,617	4,617	2,461
01402504	Traffic	51545	Unemployment	1,316	849	1,412	1,412	752
01403500	Facilities	51545	Unemployment	1,227	869	1,832	1,832	964
01404000	Fleet	51545	Unemployment	2,412	1,580	2,733	2,733	1,428
01500000	Parks & Rec. Administration	51545	Unemployment	1,953	1,301	2,104	2,104	1,206
01501000	Parks Maint. Administration	51545	Unemployment	5,925	3,866	7,081	7,081	3,596
01501612	Parks Support Services	51545	Unemployment	1,593	1,030	2,266	2,266	1,234
01502000	Parks Prog. Administration	51545	Unemployment	1,490	1,014	1,546	1,546	724
01502613	Thompson Barn	51545	Unemployment	241	177	263	263	120
01503615	BBQ	51545	Unemployment	0	0	125	125	0
01503616	Chili Challenge	51545	Unemployment	0	0	9	9	0
01503625	Spinach Festival	51545	Unemployment	0	0	13	13	7
01504628	Adult Fitness	51545	Unemployment	53	22	49	49	26
01504629	Senior Programs	51545	Unemployment	0	0	56	56	29
01504630	Adult Sports	51545	Unemployment	0	0	15	15	8
01504631	Adult Trips	51545	Unemployment	0	0	29	29	15
01504632	Parks & Recreation - Other	51545	Unemployment	0	0	28	28	15
01505634	Youth Sports	51545	Unemployment	0	0	25	25	0
01505635	Arts & Crafts	51545	Unemployment	0	0	0	0	16
01505636	Camps & Shows	51545	Unemployment	0	0	89	89	99
01506640	Prog Dance	51545	Unemployment	53	51	123	123	0
01507642	Programs - Nature	51545	Unemployment	274	178	240	240	139
01509646	Swimming Pools	51545	Unemployment	0	0	216	216	171
01509647	Ad Astra Pool	51545	Unemployment	352	256	432	432	213
01509648	Flat Rock Creek Pool	51545	Unemployment	342	241	389	389	203
01509649	Indian Trails Pool	51545	Unemployment	665	391	720	720	344
01509651	Swim Team	51545	Unemployment	54	39	102	102	51
28500652	Legler Barn	51545	Unemployment	42	32	154	154	82
80405000	Stormwater Administration	51545	Unemployment	499	209	590	590	330
80405500	Stormwater Maintenance	51545	Unemployment	2,367	1,578	2,830	2,830	1,758
80405550	Stormwater Development	51545	Unemployment	948	615	1,059	1,059	560
82500001	Rec Center Administration	51545	Unemployment	0	0	477	951	901
82501001	Rec Center Facilities	51545	Unemployment	0	0	283	283	216
82502000	Rec Center Programming	51545	Unemployment	0	0	452	0	0
82502659	Rec Center Support Services	51545	Unemployment	0	0	326	326	312
82503000	Rec Center Rentals & Events	51545	Unemployment	0	0	0	0	42
82504628	Rec Center Fitness	51545	Unemployment	0	0	745	0	0
82505657	Rec Center Youth	51545	Unemployment	0	0	474	0	0
82506000	Rec Center Enrichment	51545	Unemployment	0	0	0	712	189
82508660	Rec Center Sports	51545	Unemployment	0	0	0	0	319
82509661	Rec Center Pools	51545	Unemployment	0	0	1,252	1,252	423
82510000	Rec Center Fitness	51545	Unemployment	0	0	0	485	492
			Object Total	118,354	77,613	142,097	142,097	74,620
01011000	City Administrator	51550	Health Insurance	46,977	52,462	62,350	62,350	54,000
01012000	Communications	51550	Health Insurance	23,640	24,348	43,500	43,500	45,600
01013000	Municipal Court	51550	Health Insurance	49,808	68,624	87,000	87,000	72,000
01014000	City Clerk	51550	Health Insurance	17,746	8,803	14,500	14,500	12,000
01015000	Public Market	51550	Health Insurance	0	10,404	14,500	14,500	12,000
01100000	Finance	51550	Health Insurance	69,484	82,933	87,000	87,000	84,000
01110000	Human Resources	51550	Health Insurance	60,509	66,542	94,250	94,250	78,000
01150000	EST Administration	51550	Health Insurance	12,187	12,936	14,500	14,500	12,000
01150012	EST Support Services	51550	Health Insurance	24,828	42,241	43,500	43,500	60,000
01150013	EST Data Analytics	51550	Health Insurance	62,045	63,003	87,000	87,000	72,000
01150014	EST Infrastructure	51550	Health Insurance	23,917	21,967	43,500	43,500	24,000
01180000	Legal	51550	Health Insurance	68,183	58,959	79,750	79,750	66,000
01181000	Prosecution	51550	Health Insurance	24,436	28,084	29,000	29,000	24,000
01200000	CD Administration	51550	Health Insurance	117,358	127,315	134,850	134,850	135,600
01201000	Community Standards	51550	Health Insurance	49,903	53,256	43,500	43,500	36,000
01202000	Building Inspection	51550	Health Insurance	73,510	80,072	101,500	101,500	84,000
01203000	Land Use	51550	Health Insurance	72,391	91,685	72,500	72,500	60,000
01204000	Engineering	51550	Health Insurance	180,594	193,841	203,000	203,000	156,000
01300000	Fire Administration	51550	Health Insurance	51,643	41,717	43,500	43,500	48,000
01300303	Fire Prof. Development	51550	Health Insurance	0	80,205	58,000	58,000	48,000
01301000	Fire Operations	51550	Health Insurance	1,173,872	1,280,206	1,116,500	1,116,500	948,000
01302000	Fire Planning	51550	Health Insurance	48,360	48,647	87,000	87,000	48,000
01350000	Police Administration	51550	Health Insurance	527,682	628,911	681,500	681,500	588,000
01351000	Police Investigations	51550	Health Insurance	218,285	135,747	159,500	159,500	132,000
01352000	Patrol Administration	51550	Health Insurance	888,181	1,020,593	1,145,500	1,145,500	960,000
01380000	Emergency Management	51550	Health Insurance	0	0	0	0	12,000
01400000	Municipal Services Admin.	51550	Health Insurance	68,509	72,016	82,650	82,650	78,600
01401502	Highways & Streets	51550	Health Insurance	224,941	258,821	304,500	304,500	252,000
01402504	Traffic	51550	Health Insurance	69,450	65,374	72,500	72,500	60,000

ORG	ORG DESCRIPTION	OBJ	DESCRIPTION	2015 ACTUAL	2016 ACTUAL	2017 ORIGINAL BUDGET	2017 REVISED BUDGET	2018 BUDGET
01403500	Facilities	51550	Health Insurance	71,845	95,085	112,375	112,375	96,000
01404000	Fleet	51550	Health Insurance	122,422	138,265	145,000	145,000	120,000
01500000	Parks & Rec. Administration	51550	Health Insurance	87,830	100,007	79,750	79,750	66,000
01501000	Parks Maint. Administration	51550	Health Insurance	327,010	343,247	406,000	406,000	348,000
01501612	Parks Support Services	51550	Health Insurance	92,138	92,317	147,417	147,417	108,000
01502000	Parks Prog. Administration	51550	Health Insurance	78,733	102,096	79,750	79,750	54,000
01502613	Thompson Barn	51550	Health Insurance	384	0	0	0	0
01504628	Adult Fitness	51550	Health Insurance	137	0	0	0	0
01507642	Programs - Nature	51550	Health Insurance	11,448	13,620	14,500	14,500	12,000
01509646	Swimming Pools	51550	Health Insurance	0	0	6,042	6,042	12,000
28500652	Legler Barn	51550	Health Insurance	0	0	14,500	14,500	0
80405000	Stormwater Administration	51550	Health Insurance	20,242	15,528	24,650	24,650	22,200
80405500	Stormwater Maintenance	51550	Health Insurance	139,559	159,823	203,000	203,000	192,000
80405550	Stormwater Development	51550	Health Insurance	43,008	40,644	43,500	43,500	36,000
82500001	Rec Center Administration	51550	Health Insurance	0	0	27,792	39,875	36,000
82501001	Rec Center Facilities	51550	Health Insurance	0	0	29,000	29,000	24,000
82502000	Rec Center Programming	51550	Health Insurance	0	0	3,625	0	0
82502659	Rec Center Support Services	51550	Health Insurance	0	0	16,917	16,917	24,000
82504628	Rec Center Fitness	51550	Health Insurance	0	0	12,083	0	0
82505657	Rec Center Youth	51550	Health Insurance	0	0	12,083	0	0
82506000	Rec Center Enrichment	51550	Health Insurance	0	0	0	3,625	0
82508660	Rec Center Sports	51550	Health Insurance	0	0	0	0	9,000
82509661	Rec Center Pools	51550	Health Insurance	0	0	13,292	13,292	12,000
82510000	Rec Center Fitness	51550	Health Insurance	0	0	0	12,083	9,000
	Object Total			5,243,195	5,820,341	6,398,126	6,398,126	5,442,000
01011000	City Administrator	51555	Short Term Disability	133	132	133	133	140
01012000	Communications	51555	Short Term Disability	74	63	93	93	118
01013000	Municipal Court	51555	Short Term Disability	98	95	124	124	186
01014000	City Clerk	51555	Short Term Disability	24	9	31	31	31
01015000	Public Market	51555	Short Term Disability	0	14	31	31	31
01100000	Finance	51555	Short Term Disability	148	142	186	186	217
01110000	Human Resources	51555	Short Term Disability	104	142	202	202	202
01150000	EST Administration	51555	Short Term Disability	26	24	31	31	31
01150012	EST Support Services	51555	Short Term Disability	73	91	93	93	155
01150013	EST Data Analytics	51555	Short Term Disability	144	129	186	186	186
01150014	EST Infrastructure	51555	Short Term Disability	71	54	93	93	62
01180000	Legal	51555	Short Term Disability	129	142	171	171	171
01181000	Prosecution	51555	Short Term Disability	60	47	62	62	62
01200000	CD Administration	51555	Short Term Disability	265	250	288	288	350
01201000	Community Standards	51555	Short Term Disability	76	71	93	93	93
01202000	Building Inspection	51555	Short Term Disability	137	137	217	217	217
01203000	Land Use	51555	Short Term Disability	122	119	155	155	155
01204000	Engineering	51555	Short Term Disability	289	272	403	403	403
01300000	Fire Administration	51555	Short Term Disability	86	63	93	93	124
01300303	Fire Prof. Development	51555	Short Term Disability	0	95	124	124	124
01301000	Fire Operations	51555	Short Term Disability	1,873	1,815	2,387	2,387	2,449
01302000	Fire Planning	51555	Short Term Disability	74	64	186	186	124
01350000	Police Administration	51555	Short Term Disability	978	1,024	1,426	1,426	1,519
01351000	Police Investigations	51555	Short Term Disability	390	241	341	341	341
01352000	Patrol Administration	51555	Short Term Disability	1,770	1,805	2,449	2,449	2,480
01380000	Emergency Management	51555	Short Term Disability	0	0	0	0	31
01400000	Municipal Services Admin.	51555	Short Term Disability	140	142	177	177	203
01401501	Snow	51555	Short Term Disability	39	0	0	0	0
01401502	Highways & Streets	51555	Short Term Disability	522	480	651	651	651
01402504	Traffic	51555	Short Term Disability	141	118	155	155	155
01403500	Facilities	51555	Short Term Disability	128	136	240	240	248
01404000	Fleet	51555	Short Term Disability	254	237	310	310	310
01500000	Parks & Rec. Administration	51555	Short Term Disability	122	119	171	171	171
01501000	Parks Maint. Administration	51555	Short Term Disability	671	612	868	868	899
01501612	Parks Support Services	51555	Short Term Disability	199	189	269	269	279
01502000	Parks Prog. Administration	51555	Short Term Disability	98	111	140	140	140
01504628	Adult Fitness	51555	Short Term Disability	0	0	0	0	0
01507642	Programs - Nature	51555	Short Term Disability	25	24	31	31	31
01509646	Swimming Pools	51555	Short Term Disability	0	0	13	13	31
80405000	Stormwater Administration	51555	Short Term Disability	51	34	53	53	57
80405500	Stormwater Maintenance	51555	Short Term Disability	355	314	434	434	496
80405550	Stormwater Development	51555	Short Term Disability	74	71	93	93	93
82500001	Rec Center Administration	51555	Short Term Disability	0	0	62	93	93
82501001	Rec Center Facilities	51555	Short Term Disability	0	0	62	62	62
82502000	Rec Center Programming	51555	Short Term Disability	0	0	8	0	0
82502659	Rec Center Support Services	51555	Short Term Disability	0	0	62	62	62
82504628	Rec Center Fitness	51555	Short Term Disability	0	0	31	0	0
82505657	Rec Center Youth	51555	Short Term Disability	0	0	31	0	0
82506000	Rec Center Enrichment	51555	Short Term Disability	0	0	0	8	0
82508660	Rec Center Sports	51555	Short Term Disability	0	0	0	0	23
82509661	Rec Center Pools	51555	Short Term Disability	0	0	28	28	31
82510000	Rec Center Fitness	51555	Short Term Disability	0	0	0	31	23
	Object Total			9,963	9,628	13,487	13,487	14,059
01011000	City Administrator	51565	Life Insurance	1,129	1,134	1,181	1,181	1,221
01012000	Communications	51565	Life Insurance	448	409	463	463	613
01013000	Municipal Court	51565	Life Insurance	445	450	466	466	637
01014000	City Clerk	51565	Life Insurance	135	71	144	144	149
01015000	Public Market	51565	Life Insurance	0	83	174	174	159

ORG	ORG DESCRIPTION	OBJ	DESCRIPTION	2015 ACTUAL	2016 ACTUAL	2017 ORIGINAL BUDGET	2017 REVISED BUDGET	2018 BUDGET
01100000	Finance	51565	Life Insurance	1,183	1,225	1,257	1,257	1,530
01110000	Human Resources	51565	Life Insurance	636	993	1,108	1,108	1,181
01150000	EST Administration	51565	Life Insurance	228	213	218	218	231
01150012	EST Support Services	51565	Life Insurance	468	565	470	470	761
01150013	EST Data Analytics	51565	Life Insurance	911	848	945	945	946
01150014	EST Infrastructure	51565	Life Insurance	550	411	494	494	396
01180000	Legal	51565	Life Insurance	934	1,091	1,107	1,107	1,231
01181000	Prosecution	51565	Life Insurance	269	265	269	269	287
01200000	CD Administration	51565	Life Insurance	1,501	1,441	1,489	1,489	1,777
01201000	Community Standards	51565	Life Insurance	363	355	361	361	389
01202000	Building Inspection	51565	Life Insurance	872	856	1,017	1,017	1,021
01203000	Land Use	51565	Life Insurance	842	916	898	898	889
01204000	Engineering	51565	Life Insurance	1,988	1,947	2,147	2,147	2,288
01300000	Fire Administration	51565	Life Insurance	875	603	695	695	1,014
01300303	Fire Prof. Development	51565	Life Insurance	0	805	833	833	887
01301000	Fire Operations	51565	Life Insurance	12,707	12,119	12,092	12,092	13,091
01302000	Fire Planning	51565	Life Insurance	667	674	1,282	1,282	1,031
01350000	Police Administration	51565	Life Insurance	5,595	5,997	6,329	6,329	6,981
01351000	Police Investigations	51565	Life Insurance	2,592	1,622	1,833	1,833	1,957
01352000	Patrol Administration	51565	Life Insurance	11,018	11,760	11,945	11,945	13,022
01380000	Emergency Management	51565	Life Insurance	0	0	0	0	169
01400000	Municipal Services Admin.	51565	Life Insurance	866	780	904	904	1,047
01401501	Snow	51565	Life Insurance	87	0	180	180	180
01401502	Highways & Streets	51565	Life Insurance	2,019	2,182	2,218	2,218	2,398
01402504	Traffic	51565	Life Insurance	695	695	682	682	742
01403500	Facilities	51565	Life Insurance	644	713	886	886	971
01404000	Fleet	51565	Life Insurance	1,281	1,307	1,335	1,335	1,435
01500000	Parks & Rec. Administration	51565	Life Insurance	807	834	916	916	1,054
01501000	Parks Maint. Administration	51565	Life Insurance	2,690	2,709	3,003	3,003	3,204
01501612	Parks Support Services	51565	Life Insurance	719	708	769	769	821
01502000	Parks Prog. Administration	51565	Life Insurance	568	660	659	659	685
01504628	Adult Fitness	51565	Life Insurance	1	0	0	0	0
01509646	Swimming Pools	51565	Life Insurance	0	0	44	44	95
01507642	Programs - Nature	51565	Life Insurance	115	119	117	117	135
80405000	Stormwater Administration	51565	Life Insurance	262	171	286	286	337
80405500	Stormwater Maintenance	51565	Life Insurance	1,262	1,310	1,358	1,358	1,699
80405550	Stormwater Development	51565	Life Insurance	497	500	507	507	537
82500001	Rec Center Administration	51565	Life Insurance	0	0	231	306	387
82501001	Rec Center Facilities	51565	Life Insurance	0	0	136	136	208
82502000	Rec Center Programming	51565	Life Insurance	0	0	27	0	0
82502659	Rec Center Support Services	51565	Life Insurance	0	0	94	94	170
82504628	Rec Center Fitness	51565	Life Insurance	0	0	110	0	0
82505657	Rec Center Youth	51565	Life Insurance	0	0	75	0	0
82506000	Rec Center Enrichment	51565	Life Insurance	0	0	0	27	0
82508660	Rec Center Sports	51565	Life Insurance	0	0	0	0	95
82509661	Rec Center Pools	51565	Life Insurance	0	0	110	110	132
82510000	Rec Center Fitness	51565	Life Insurance	0	0	0	110	100
			Object Total	58,869	59,541	63,864	63,864	70,290
01011000	City Administrator	51570	Employee Assistance Program	114	112	118	118	124
01012000	Communications	51570	Employee Assistance Program	81	69	83	83	105
01013000	Municipal Court	51570	Employee Assistance Program	186	177	165	165	193
01014000	City Clerk	51570	Employee Assistance Program	26	9	28	28	28
01015000	Public Market	51570	Employee Assistance Program	0	15	55	55	55
01100000	Finance	51570	Employee Assistance Program	163	156	165	165	193
01110000	Human Resources	51570	Employee Assistance Program	137	169	179	179	206
01150000	EST Administration	51570	Employee Assistance Program	29	26	28	28	28
01150012	EST Support Services	51570	Employee Assistance Program	80	100	83	83	138
01150013	EST Data Analytics	51570	Employee Assistance Program	157	141	165	165	165
01150014	EST Infrastructure	51570	Employee Assistance Program	79	57	83	83	55
01180000	Legal	51570	Employee Assistance Program	130	169	179	179	179
01181000	Prosecution	51570	Employee Assistance Program	62	76	83	83	83
01200000	CD Administration	51570	Employee Assistance Program	263	268	283	283	325
01201000	Community Standards	51570	Employee Assistance Program	83	78	83	83	110
01202000	Building Inspection	51570	Employee Assistance Program	150	151	193	193	220
01203000	Land Use	51570	Employee Assistance Program	134	130	138	138	138
01204000	Engineering	51570	Employee Assistance Program	315	299	385	385	385
01300000	Fire Administration	51570	Employee Assistance Program	93	69	83	83	110
01300303	Fire Prof. Development	51570	Employee Assistance Program	0	104	110	110	110
01301000	Fire Operations	51570	Employee Assistance Program	2,047	1,992	2,118	2,118	2,173
01302000	Fire Planning	51570	Employee Assistance Program	81	93	193	193	138
01350000	Police Administration	51570	Employee Assistance Program	1,084	1,147	1,293	1,293	1,375
01351000	Police Investigations	51570	Employee Assistance Program	420	265	303	303	303
01352000	Patrol Administration	51570	Employee Assistance Program	1,943	2,001	2,228	2,228	2,255
01380000	Emergency Management	51570	Employee Assistance Program	0	0	0	0	28
01400000	Municipal Services Admin.	51570	Employee Assistance Program	153	131	157	157	180
01401501	Snow	51570	Employee Assistance Program	22	0	0	0	0
01401502	Highways & Streets	51570	Employee Assistance Program	514	525	578	578	578
01402504	Traffic	51570	Employee Assistance Program	144	130	138	138	138
01403500	Facilities	51570	Employee Assistance Program	134	148	213	213	220
01404000	Fleet	51570	Employee Assistance Program	269	260	275	275	275
01500000	Parks & Rec. Administration	51570	Employee Assistance Program	171	221	234	234	234
01501000	Parks Maint. Administration	51570	Employee Assistance Program	709	666	770	770	853
01501612	Parks Support Services	51570	Employee Assistance Program	216	208	266	266	440
01502000	Parks Prog. Administration	51570	Employee Assistance Program	162	173	179	179	179

ORG	ORG DESCRIPTION	OBJ	DESCRIPTION	2015 ACTUAL	2016 ACTUAL	2017 ORIGINAL BUDGET	2017 REVISED BUDGET	2018 BUDGET
01502613	Thompson Barn	51570	Employee Assistance Program	1	0	0	0	165
01504628	Adult Fitness	51570	Employee Assistance Program	0	0	0	0	28
01504629	Senior Programs	51570	Employee Assistance Program	0	0	0	0	28
01504630	Adult Sports	51570	Employee Assistance Program	0	0	0	0	28
01504631	Adult Trips	51570	Employee Assistance Program	0	0	0	0	28
01504632	Parks & Recreation - Other	51570	Employee Assistance Program	0	0	0	0	28
01505634	Youth Sports	51570	Employee Assistance Program	0	0	0	0	0
01505635	Arts & Crafts	51570	Employee Assistance Program	0	0	0	0	28
01505636	Camps & Shows	51570	Employee Assistance Program	0	0	0	0	110
01507642	Programs - Nature	51570	Employee Assistance Program	27	26	28	28	28
01509646	Swimming Pools	51570	Employee Assistance Program	0	0	39	39	55
01509647	Ad Astra Pool	51570	Employee Assistance Program	0	0	0	0	28
01509648	Flat Rock Creek Pool	51570	Employee Assistance Program	0	0	0	0	28
01509649	Indian Trails Pool	51570	Employee Assistance Program	0	0	0	0	28
01509651	Swim Team	51570	Employee Assistance Program	0	0	0	0	28
28500652	Legler Barn	51570	Employee Assistance Program	0	0	28	28	28
80405000	Stormwater Administration	51570	Employee Assistance Program	42	22	47	47	51
80405500	Stormwater Maintenance	51570	Employee Assistance Program	351	343	385	385	440
80405550	Stormwater Development	51570	Employee Assistance Program	81	78	83	83	83
82500001	Rec Center Administration	51570	Employee Assistance Program	0	0	54	171	138
82501001	Rec Center Facilities	51570	Employee Assistance Program	0	0	54	54	55
82502000	Rec Center Programming	51570	Employee Assistance Program	0	0	7	0	0
82502659	Rec Center Support Services	51570	Employee Assistance Program	0	0	82	82	83
82503000	Rec Center Rentals & Events	51570	Employee Assistance Program	0	0	0	0	28
82504628	Rec Center Fitness	51570	Employee Assistance Program	0	0	28	0	0
82505657	Rec Center Youth	51570	Employee Assistance Program	0	0	116	0	0
82506000	Rec Center Enrichment	51570	Employee Assistance Program	0	0	0	7	55
82508660	Rec Center Sports	51570	Employee Assistance Program	0	0	0	0	158
82509661	Rec Center Pools	51570	Employee Assistance Program	0	0	290	290	83
82510000	Rec Center Fitness	51570	Employee Assistance Program	0	0	0	28	76
	Object Total			10,853	10,804	12,875	12,876	14,218
01011000	City Administrator	51575	Other Benefits	0	317	0	0	0
01012000	Communications	51575	Other Benefits	0	341	0	0	0
01013000	Municipal Court	51575	Other Benefits	0	399	0	0	0
01015000	Public Market	51575	Other Benefits	0	100	0	0	0
01100000	Finance	51575	Other Benefits	26	1,011	0	0	0
01110000	Human Resources	51575	Other Benefits	0	1,995	0	0	0
01150000	EST Administration	51575	Other Benefits	0	51	0	0	0
01150012	EST Support Services	51575	Other Benefits	38	254	0	0	0
01150013	EST Data Analytics	51575	Other Benefits	0	13	0	0	0
01150014	EST Infrastructure	51575	Other Benefits	182	0	0	0	0
01180000	Legal	51575	Other Benefits	51	112	0	0	0
01181000	Prosecution	51575	Other Benefits	76	25	0	0	0
01200000	CD Administration	51575	Other Benefits	101	430	0	0	0
01201000	Community Standards	51575	Other Benefits	0	38	0	0	0
01203000	Land Use	51575	Other Benefits	76	50	0	0	0
01204000	Engineering	51575	Other Benefits	0	493	0	0	0
01300000	Fire Administration	51575	Other Benefits	76	299	0	0	0
01301000	Fire Operations	51575	Other Benefits	614	974	0	0	0
01302000	Fire Planning	51575	Other Benefits	0	56	0	0	0
01350000	Police Administration	51575	Other Benefits	342	731	0	0	0
01351000	Police Investigations	51575	Other Benefits	240	53	0	0	0
01352000	Patrol Administration	51575	Other Benefits	1740	558	0	0	0
01400000	Municipal Services Admin.	51575	Other Benefits	125	876.24	0	0	0
01401502	Highways & Streets	51575	Other Benefits	76	202.87	0	0	0
01402504	Traffic	51575	Other Benefits	74	33	0	0	0
01403500	Facilities	51575	Other Benefits	0	327	0	0	0
01404000	Fleet	51575	Other Benefits	127	79	0	0	0
01500000	Parks & Rec. Administration	51575	Other Benefits	51	302	0	0	0
01501000	Parks Maint. Administration	51575	Other Benefits	25	297	0	0	0
01501612	Parks Support Services	51575	Other Benefits	51	102	0	0	0
01502000	Parks Prog. Administration	51575	Other Benefits	205	507	0	0	0
01504628	Adult Fitness	51575	Other Benefits	101	0	0	0	0
80405000	Stormwater Administration	51575	Other Benefits	0	25	0	0	0
80405500	Stormwater Maintenance	51575	Other Benefits	102	306	0	0	0
80405550	Stormwater Development	51575	Other Benefits	0	203	0	0	0
	Object Total			4,499	11,560	0	0	0
	Personal Services Total			38,995,193	40,571,011	45,601,462	45,601,462	47,248,494
01014000	City Clerk	52100	Services	0	0	1,100	1,100	1,100
01015000	Public Market	52100	Services	0	0	13,348	13,348	30,000
01110000	Human Resources	52100	Services	0	12	0	0	0
01111011	Recruiting	52100	Services	438	0	66,750	66,750	66,750
01150000	EST Administration	52100	Services	953	0	0	0	0
01200000	CD Administration	52100	Services	0	0	190,000	190,000	185,250
01202000	Building Inspection	52100	Services	0	0	1,000	1,000	1,000
01203000	Land Use	52100	Services	558	0	1,000	12,750	1,000
01204000	Engineering	52100	Services	25,150	35,594	45,000	45,000	41,000
01300000	Fire Administration	52100	Services	58,773	53,082	86,541	86,541	76,541
01303316	Fire Logistics Equipment	52100	Services	20	0	5,000	5,000	5,000
01350000	Police Administration	52100	Services	88,286	98,571	150,000	165,769	150,000
01350401	Police Towers	52100	Services	0	7,600	32,509	32,509	32,509

ORG	ORG DESCRIPTION	OBJ	DESCRIPTION	2015 ACTUAL	2016 ACTUAL	2017 ORIGINAL BUDGET	2017 REVISED BUDGET	2018 BUDGET
01351000	Police Investigations	52100	Services	0	0	2,052	2,052	2,052
01406000	Parking Structure	52100	Services	0	0	20,000	20,000	20,000
01503616	Chili Challenge	52100	Services	1,553	0	0	0	0
01503625	Spinach Festival	52100	Services	475	2,000	0	0	0
01504631	Adult Trips	52100	Services	643	0	0	0	0
06700000	Debt Service	52100	Services	9,648	8,968	0	0	0
28500652	Legler Barn	52100	Services	749	550	0	0	0
52053000	Economic Development - TIF	52100	Services	1,011	0	0	0	0
			Object Total	188,257	206,376	614,300	641,819	612,202
01352000	Patrol Administration	52103	Animal Boarding	21,670	8,605	29,052	29,052	29,052
			Object Total	21,670	8,605	29,052	29,052	29,052
01400000	Municipal Services Admin.	52104	Animal Waste Disposal	568	0	0	0	0
01401502	Highways & Streets	52104	Animal Waste Disposal	4,658	3,938	4,000	4,000	4,000
			Object Total	5,226	3,938	4,000	4,000	4,000
01180000	Legal	52106	Appraisal Services	0	3,500	3,250	3,250	3,250
			Object Total	0	3,500	3,250	3,250	3,250
01100000	Finance	52109	Auditing Services	64,800	57,850	66,800	66,800	69,000
			Object Total	64,800	57,850	66,800	66,800	69,000
01100000	Finance	52110	Banking Services	17,825	13,602	32,000	32,000	32,000
82500001	Rec Center Administration	52110	Banking Services	0	0	3,750	3,750	7,500
			Object Total	17,825	13,602	35,750	35,750	39,500
01180000	Legal	52111	Bond Counsel	0	0	3,265	3,265	3,265
			Object Total	0	0	3,265	3,265	3,265
01100000	Finance	52118	Credit Card Processing	56,987	65,704	60,000	60,000	90,000
			Object Total	56,987	65,704	60,000	60,000	90,000
28054000	Economic Development - CVB	52120	Convention & Visitors Bureau	220,000	220,000	220,000	220,000	220,000
			Object Total	220,000	220,000	220,000	220,000	220,000
01401502	Highways & Streets	52121	Dumpster - Regular Trash	1,304	1,112	4,200	4,200	4,200
			Object Total	1,304	1,112	4,200	4,200	4,200
01401502	Highways & Streets	52122	Dumpster - Program	9,607	17,515	23,500	23,500	23,500
			Object Total	9,607	17,515	23,500	23,500	23,500
28055000	Economic Development - EDC	52124	Economic Development Council	325,000	325,000	325,000	325,000	335,000
			Object Total	325,000	325,000	325,000	325,000	335,000
01403500	Facilities	52126	Engineering - Design	0	0	1,000	1,000	0
80405000	Stormwater Administration	52126	Engineering - Design	0	2,195	30,000	30,000	30,000
			Object Total	0	2,195	31,000	31,000	30,000
01110000	Human Resources	52134	Human Resources Services	11,218	9,801	15,000	15,000	15,000
			Object Total	11,218	9,801	15,000	15,000	15,000
01180000	Legal	52138	Insurance Services	2,688	0	19,000	19,000	7,000
			Object Total	2,688	0	19,000	19,000	7,000
01013000	Municipal Court	52140	Interpreter Services	11,357	9,372	10,750	10,750	10,750
01200000	CD Administration	52140	Interpreter Services	39	0	0	0	0
			Object Total	11,396	9,372	10,750	10,750	10,750
01100000	Finance	52142	Investment Fees	2,945	2,755	5,000	5,000	5,000
			Object Total	2,945	2,755	5,000	5,000	5,000
01401502	Highways & Streets	52146	Landfill disposal	13,360	16,670	25,300	25,300	24,300
80405500	Stormwater Maintenance	52146	Landfill disposal	3,515	4,766	3,000	3,000	5,000
			Object Total	16,875	21,436	28,300	28,300	29,300
01013000	Municipal Court	52148	Laundry/Sanitation Services	16	195	0	0	0
01303316	Fire Logistics Equipment	52148	Laundry/Sanitation Services	7,488	5,387	15,000	15,000	15,000
01350000	Police Administration	52148	Laundry/Sanitation Services	7,825	8,403	15,000	15,000	15,000
01352000	Patrol Administration	52148	Laundry/Sanitation Services	18,863	18,878	22,106	22,106	22,106
01404000	Fleet	52148	Laundry/Sanitation Services	8,950	8,246	11,400	11,400	10,000
01501612	Parks Support Services	52148	Laundry/Sanitation Services	1,832	1,850	4,000	4,000	4,000
			Object Total	44,974	42,960	67,506	67,506	66,106
01110000	Human Resources	52150	Legal Services	50,149	10,907	35,000	35,000	35,000
01180000	Legal	52150	Legal Services	0	3,888	4,000	9,112	14,000

ORG	ORG DESCRIPTION	OBJ	DESCRIPTION	2015 ACTUAL	2016 ACTUAL	2017 ORIGINAL BUDGET	2017 REVISED BUDGET	2018 BUDGET
01181000	Prosecution	52150	Legal Services	0	0	2,600	2,600	2,000
			Object Total	50,149	14,795	41,600	46,712	51,000
01201000	Community Standards	52154	Mowing (Weeds)	8,041	7,365	12,000	12,000	12,000
			Object Total	8,041	7,365	12,000	12,000	12,000
01201000	Community Standards	52155	Mowing (Nuisance)	3,399	9,678	12,000	12,000	12,000
			Object Total	3,399	9,678	12,000	12,000	12,000
01011000	City Administrator	52156	Offsite Storage	84	82	500	500	500
01012000	Communications	52156	Offsite Storage	0	0	2,000	24,000	0
01014000	City Clerk	52156	Offsite Storage	599	548.16	750	750	750
01100000	Finance	52156	Offsite Storage	2,810	4,817	3,000	3,000	3,000
01110000	Human Resources	52156	Offsite storage	990	1,048	1,250	1,250	1,250
01150000	EST Administration	52156	Offsite Storage	153	261	150	150	150
01180000	Legal	52156	Offsite Storage	396	811	1,850	1,850	1,850
01200000	CD Administration	52156	Offsite Storage	5,528	5,282	5,750	5,750	5,750
01300000	Fire Administration	52156	Offsite Storage	184	262	0	0	0
01350000	Police Administration	52156	Offsite Storage	555	1,131	0	0	0
01400000	Municipal Services Admin.	52156	Offsite Storage	0	38	0	0	0
01500000	Parks & Rec. Administration	52156	Offsite Storage	108	107	0	0	0
			Object Total	11,407	14,388	15,250	37,250	13,250
01014000	City Clerk	52158	Other Financial Services	0	360	0	0	0
01100000	Finance	52158	Other Financial Services	1,250	11,250	9,000	9,000	9,000
01150012	EST Support Services	52158	Other Financial Services	3,572	2,157	4,000	4,000	4,000
			Object Total	4,822	13,767	13,000	13,000	13,000
01010000	Governing Body	52159	Other Professional Services	28,925	10,000	10,000	10,000	10,000
01011000	City Administrator	52159	Other Professional Services	34,331	34,527	32,000	32,000	32,000
01012000	Communications	52159	Other Professional Services	6,226	6,151	43,500	43,500	43,500
01012002	Civic Center Celebration	52159	Other Professional Services	0	0	0	100,000	0
01013000	Municipal Court	52159	Other Professional Services	51,990	63,108	49,620	49,620	55,000
01014000	City Clerk	52159	Other Professional Services	720	0	800	800	800
01100000	Finance	52159	Other Professional Services	5,767	8,233	6,300	6,300	6,300
01110000	Human Resources	52159	Other Professional Services	712	621	1,250	1,250	1,250
01111011	Recruiting	52159	Other Professional Services	16,032	0	0	0	0
01180000	Legal	52159	Other Professional Services	12,590	12,000	1,250	1,250	3,250
01200000	CD Administration	52159	Other Professional Services	164,861	4,148	0	0	0
01202000	Building Inspection	52159	Other Professional Services	300	143	0	0	0
01204000	Engineering	52159	Other Professional Services	18,376	137,664	0	0	0
01300000	Fire Administration	52159	Other Professional Services	161	0	0	0	0
01350000	Police Administration	52159	Other Professional Services	18,778	13,232	19,520	19,520	59,520
01350401	Police Towers	52159	Other Professional Services	2,334	5,943	5,940	5,940	5,940
01351000	Police Investigations	52159	Other Professional Services	1,546	2,285	7,798	7,798	7,798
01352000	Patrol Administration	52159	Other Professional Services	3,803	4,984	11,670	11,670	11,670
01400000	Municipal Services Admin.	52159	Other Professional Services	3,958	8,664	5,400	5,400	5,400
01401501	Snow	52159	Other Professional Services	0	0	10,000	10,000	10,000
01401502	Highways & Streets	52159	Other Professional Services	5,179	4,643	8,000	8,000	8,000
01402503	Street Lights	52159	Other Professional Services	49,434	0	80,000	80,000	0
01402504	Traffic	52159	Other Professional Services	267	16,018	84,100	85,289	85,000
01403500	Facilities	52159	Other Professional Services	120,328	116,660	145,800	145,800	146,000
01404000	Fleet	52159	Other Professional Services	1,649	2,608	2,500	2,500	2,500
01500000	Parks & Rec. Administration	52159	Other Professional Services	338	380	0	0	0
01501000	Parks Maint. Administration	52159	Other Professional Services	0	0	21,703	21,703	1,053
01501500	Parks Maint. Facilities	52159	Other Professional Services	87	0	0	0	0
01501612	Parks Support Services	52159	Other Professional Services	9,245	8,763	14,461	14,461	24,961
01502000	Parks Prog. Administration	52159	Other Professional Services	0	300	859	859	2,859
01502613	Thompson Barn	52159	Other Professional Services	2,121	226	2,124	2,124	2,124
01503615	BBQ	52159	Other Professional Services	10,913	10,482	18,584	18,584	18,584
01503617	Community Days	52159	Other Professional Services	0	16	511	511	511
01503618	Cupids Gem	52159	Other Professional Services	0	0	300	300	300
01503620	Freedom Run	52159	Other Professional Services	0	17	300	300	300
01503621	Holiday Lights	52159	Other Professional Services	120	200	300	300	300
01503623	Other Events	52159	Other Professional Services	0	0	366	366	366
01503624	Bike Ride	52159	Other Professional Services	0	0	3,500	3,500	3,500
01503626	Senior Banquet	52159	Other Professional Services	3,560	4,263	4,375	4,375	4,375
01504628	Adult Fitness	52159	Other Professional Services	8,157	7,593	12,416	12,416	12,416
01504629	Senior Programs	52159	Other Professional Services	13,732	8,525	11,489	11,489	11,489
01504630	Adult Sports	52159	Other Professional Services	623	1,496	7,500	7,500	7,500
01504631	Adult Trips	52159	Other Professional Services	2,698	16,080	29,551	29,551	29,551
01504632	Parks & Recreation - Other	52159	Other Professional Services	0	0	3,580	3,580	3,580
01505634	Youth Sports	52159	Other Professional Services	4,451	7,863	8,000	8,000	8,000
01505635	Arts & Crafts	52159	Other Professional Services	499	1,154	8,071	8,071	2,071
01505636	Camps & Shows	52159	Other Professional Services	7,230	17,551	13,000	13,000	13,000
01506637	Arts Council	52159	Other Professional Services	13,302	19,350	20,700	20,700	20,700
01506638	Prog Cook	52159	Other Professional Services	0	0	4,200	4,200	4,200
01506640	Prog Dance	52159	Other Professional Services	1,205	0	1,200	1,200	0
01506654	Get Outdoors	52159	Other Professional Services	0	0	340	340	340
01506655	Art & Wine Fair	52159	Other Professional Services	9,458	9,700	15,200	15,200	15,200
01506658	Community Symphony	52159	Other Professional Services	0	0	0	8,550	8,550
01507642	Programs - Nature	52159	Other Professional Services	0	35	1,000	1,000	1,000
01508645	Tennis	52159	Other Professional Services	1,394	2,774	5,600	5,600	5,600
01509646	Swimming Pools	52159	Other Professional Services	1,393	1,340	694	694	694
01509651	Swim Team	52159	Other Professional Services	0	0	91	91	91
28500652	Legler Barn	52159	Other Professional Services	250	1,459	1,500	1,500	1,500

ORG	ORG DESCRIPTION	OBJ	DESCRIPTION	2015 ACTUAL	2016 ACTUAL	2017 ORIGINAL BUDGET	2017 REVISED BUDGET	2018 BUDGET
50052000	Economic Development - NRD	52159	Other Professional Services	0	100	0	0	0
80405000	Stormwater Administration	52159	Other Professional Services	30,684	53,812	51,800	51,800	51,800
80405500	Stormwater Maintenance	52159	Other Professional Services	5,853	2,402	2,000	2,000	2,000
82500001	Rec Center Administration	52159	Other Professional Services	0	0	0	0	4,800
82502659	Rec Center Support Services	52159	Other Professional Services	0	0	13,250	13,250	26,500
82508660	Rec Center Sports	52159	Other Professional Services	0	0	0	0	1,200
			Object Total	675,580	627,514	804,013	913,752	784,943
01010000	Governing Body	52160	Payments To Other Agencies	2,835	2,500	5,000	5,000	5,000
01014000	City Clerk	52160	Payments To Other Agencies	25,575	27,000	30,000	30,000	31,500
01100000	Finance	52160	Payments To Other Agencies	8,988	1,010	0	0	1,000
01150000	EST Administration	52160	Payments To Other Agencies	13,000	14,790	14,790	14,790	14,790
01402504	Traffic	52160	Payments To Other Agencies	37,247	39,580	45,000	45,000	45,000
01504629	Senior Programs	52160	Payments To Other Agencies	0	31,313	0	0	0
26350000	Drug & Alcohol Awareness	52160	Payments To Other Agencies	128,375	128,375	159,000	159,000	160,000
50052000	Economic Development - NRD	52160	Payments To Other Agencies	0	138,855	0	0	0
80405000	Stormwater Administration	52160	Payments To Other Agencies	180	1,350	20,000	20,000	20,000
			Object Total	216,200	384,773	273,790	273,790	277,290
01100000	Finance	52162	Payroll Processing/HRIS	75,036	90,421	90,000	90,000	110,000
01110000	Human Resources	52162	Payroll Processing/HRIS	45,872	51,313	71,202	71,202	71,202
01111011	Recruiting	52162	Payroll Processing/HRIS	6,444	6,180	6,500	6,500	6,500
			Object Total	127,352	147,914	167,702	167,702	187,702
01503616	Chili Challenge	52164	Performer/Entertainer	2,700	3,500	8,408	8,408	8,408
01503619	Enchanted Forest	52164	Performer/Entertainer	5,885	6,548	7,360	7,360	7,360
01503620	Freedom Run	52164	Performer/Entertainer	8,584	7,014	15,831	15,831	15,831
01503622	Music	52164	Performer/Entertainer	1,935	2,394	4,550	4,550	4,550
01503625	Spinach Festival	52164	Performer/Entertainer	2,230	2,805	3,000	3,000	3,000
01504629	Senior Programs	52164	Performer/Entertainer	4,932	165	0	0	0
01506655	Art & Wine Fair	52164	Performer/Entertainer	1,600	1,700	3,000	3,000	3,000
			Object Total	27,866	24,127	42,149	42,149	42,149
01010000	Governing Body	52166	Photography Services	0	0	0	250	0
01500000	Parks & Rec. Administration	52166	Photography Services	0	0	68	68	68
01509646	Swimming Pools	52166	Photography Services	0	233	423	423	423
28500652	Legler Barn	52166	Photography Services	0	0	1,778	1,778	1,778
			Object Total	0	233	2,269	2,519	2,269
01111011	Recruiting	52168	Pre-employment Screenings	9,979	10,080	0	0	0
01350000	Police Administration	52168	Pre-employment Screenings	21,541	17,530	30,000	30,000	30,000
01352000	Patrol Administration	52168	Pre-employment Screenings	0	0	5,184	5,184	5,184
82500001	Rec Center Administration	52168	Pre-employment Screenings	0	0	3,250	3,250	3,250
			Object Total	31,520	27,610	38,434	38,434	38,434
01111011	Recruiting	52170	Pre-employment Physicals	13,942	17,712	0	0	0
			Object Total	13,942	17,712	0	0	0
01111011	Recruiting	52171	Pre-employment Drug Screen	2,207	2,738	0	0	0
			Object Total	2,207	2,738	0	0	0
01350000	Police Administration	52172	Prisoner Boarding	50,330	81,875	115,000	115,000	115,000
			Object Total	50,330	81,875	115,000	115,000	115,000
01013000	Municipal Court	52174	Public Defender	5,351	1,701	5,450	5,450	5,450
			Object Total	5,351	1,701	5,450	5,450	5,450
01110000	Human Resources	52178	Temporary Agencies	9,695	734	2,000	2,000	2,000
01150012	EST Support Services	52178	Temporary Agencies	53,250	18,509	80,000	80,000	80,000
01150014	EST Infrastructure	52178	Temporary Agencies	57,725	6,305	50,000	50,000	50,000
01200000	CD Administration	52178	Temporary Agencies	0	1,795	0	0	0
			Object Total	120,670	27,343	132,000	132,000	132,000
01014000	City Clerk	52180	Third Party Outsourcing	3,998	11,483	5,000	5,000	5,000
01100000	Finance	52180	Third Party Outsourcing	2,541	0	0	0	0
			Object Total	6,539	11,483	5,000	5,000	5,000
01401502	Highways & Streets	52184	Tub Grinder	7,333	2,402	9,450	9,450	9,000
			Object Total	7,333	2,402	9,450	9,450	9,000
01150014	EST Infrastructure	52190	LAN Support	49,048	0	50,000	100,000	50,000
			Object Total	49,048	0	50,000	100,000	50,000
01150012	EST Support Services	52194	PC/Printer Support	4,500	2,595	5,000	5,000	5,000
			Object Total	4,500	2,595	5,000	5,000	5,000
01150012	EST Support Services	52196	Server Support	4810	0	6000	6,000	6000
01150013	EST Data Analytics	52196	Server Support	1650	2000	2000	2,000	2000
01150014	EST Infrastructure	52196	Server Support	47,384	27,163	50,000	50,000	50,000
			Object Total	53,844	29,163	58,000	58,000	58,000
01015000	Public Market	52205	Taxes - Property	0	0	56,000	56,000	60,000
01100000	Finance	52205	Taxes - Property	50,044	29,810	61,000	61,000	33,000
			Object Total	50,044	29,810	117,000	117,000	93,000

ORG	ORG DESCRIPTION	OBJ	DESCRIPTION	2015 ACTUAL	2016 ACTUAL	2017 ORIGINAL BUDGET	2017 REVISED BUDGET	2018 BUDGET
01100000	Finance	52210	Taxes - Special Assessment	81,240	36,357	38,000	38,000	38,000
			Object Total	81,240	36,357	38,000	38,000	38,000
01100000	Finance	52220	Taxes - Wastewater	26,368	23,338	24,000	24,000	26,000
			Object Total	26,368	23,338	24,000	24,000	26,000
01100000	Finance	52222	Taxes - Other	63,439	72,975	60,500	60,500	95,000
			Object Total	63,439	72,975	60,500	60,500	95,000
01013000	Municipal Court	52300	Training/Travel/Meetings	209	314	0	0	0
01110000	Human Resources	52300	Training/Travel/Meetings	0	158	17,500	17,500	17,500
01180000	Legal	52300	Training/Travel/Meetings	30	0	1,450	1,450	1,450
01181000	Prosecution	52300	Training/Travel/Meetings	0	0	0	0	600
01200000	CD Administration	52300	Training/Travel/Meetings	33	22	14,000	14,000	14,000
01201000	Community Standards	52300	Training/Travel/Meetings	722	0	2,050	2,050	2,050
01202000	Building Inspection	52300	Training/Travel/Meetings	0	0	4,000	4,000	8,000
01203000	Land Use	52300	Training/Travel/Meetings	32	0	14,000	14,000	12,000
01204000	Engineering	52300	Training/Travel/Meetings	25	56	17,500	17,500	17,500
01300303	Fire Prof. Development	52300	Training/Travel/Meetings	71,752	95,038	85,000	85,000	103,226
01350000	Police Administration	52300	Training/Travel/Meetings	4,074	4,629	50,000	50,000	53,000
01351000	Police Investigations	52300	Training/Travel/Meetings	81	0	24,484	24,484	24,484
01352000	Patrol Administration	52300	Training/Travel/Meetings	5,828	6,886	110,987	110,987	110,987
01403500	Facilities	52300	Training/Travel/Meetings	0	0	250	250	400
01500000	Parks & Rec. Administration	52300	Training/Travel/Meetings	455	-154	4,434	4,434	4,434
01501000	Parks Maint. Administration	52300	Training/Travel/Meetings	6,729	17,688	13,227	13,227	19,327
01501500	Parks Maint. Facilities	52300	Training/Travel/Meetings	3	0	0	0	0
01501612	Parks Support Services	52300	Training/Travel/Meetings	2,581	1,970	2,000	2,000	3,200
01502000	Parks Prog. Administration	52300	Training/Travel/Meetings	472	374	1,957	1,957	2,957
28500652	Legler Barn	52300	Training/Travel/Meetings	0	0	947	947	947
82500001	Rec Center Administration	52300	Training/Travel/Meetings	0	0	3,750	3,750	12,000
82501001	Rec Center Facilities	52300	Training/Travel/Meetings	0	0	600	600	600
82502659	Rec Center Support Services	52300	Training/Travel/Meetings	0	0	600	600	600
82509661	Rec Center Pools	52300	Training/Travel/Meetings	0	0	75	75	75
			Object Total	93,026	126,981	368,811	368,811	409,337
01010000	Governing Body	52302	Training/Travel/Mtgs - Per Diem	1,196	1,072	4,300	4,300	4,300
01011000	City Administrator	52302	Training/Travel/Mtgs - Per Diem	2,595	582	3,000	3,000	3,000
01012000	Communications	52302	Training/Travel/Mtgs - Per Diem	574	761	1,000	1,000	1,400
01013000	Municipal Court	52302	Training/Travel/Mtgs - Per Diem	2,004	1,556	0	0	3,000
01014000	City Clerk	52302	Training/Travel/Mtgs - Per Diem	484	0	600	600	600
01100000	Finance	52302	Training/Travel/Mtgs - Per Diem	501	370	500	500	500
01110000	Human Resources	52302	Training/Travel/Mtgs - Per Diem	585	1,145	0	0	0
01150000	EST Administration	52302	Training/Travel/Mtgs - Per Diem	677	483	1,000	1,000	1,000
01150012	EST Support Services	52302	Training/Travel/Mtgs - Per Diem	483	580	1,000	1,000	1,000
01150013	EST Data Analytics	52302	Training/Travel/Mtgs - Per Diem	2,696	2,200	10,000	10,000	10,000
01150014	EST Infrastructure	52302	Training/Travel/Mtgs - Per Diem	1,937	747	3,000	3,000	3,000
01180000	Legal	52302	Training/Travel/Mtgs - Per Diem	1,261	1,964	2,000	2,000	2,500
01181000	Prosecution	52302	Training/Travel/Mtgs - Per Diem	915	457	1,325	1,325	825
01200000	CD Administration	52302	Training/Travel/Mtgs - Per Diem	1,115	1,003	0	0	0
01201000	Community Standards	52302	Training/Travel/Mtgs - Per Diem	115	0	0	0	0
01202000	Building Inspection	52302	Training/Travel/Mtgs - Per Diem	559	0	0	0	0
01203000	Land Use	52302	Training/Travel/Mtgs - Per Diem	1,369	798	0	0	0
01204000	Engineering	52302	Training/Travel/Mtgs - Per Diem	2,632	2,412	0	0	0
01300303	Fire Prof. Development	52302	Training/Travel/Mtgs - Per Diem	325	0	0	0	0
01350000	Police Administration	52302	Training/Travel/Mtgs - Per Diem	5,727	6,477	0	0	0
01351000	Police Investigations	52302	Training/Travel/Mtgs - Per Diem	3,879	2,540	0	0	0
01352000	Patrol Administration	52302	Training/Travel/Mtgs - Per Diem	17,435	14,120	0	0	0
01400000	Municipal Services Admin.	52302	Training/Travel/Mtgs - Per Diem	690	535	1,000	1,000	1,000
01401502	Highways & Streets	52302	Training/Travel/Mtgs - Per Diem	426	194	1,300	1,300	1,300
01402504	Traffic	52302	Training/Travel/Mtgs - Per Diem	431	0	1,000	1,000	1,000
01403500	Facilities	52302	Training/Travel/Mtgs - Per Diem	0	0	800	800	1,000
01404000	Fleet	52302	Training/Travel/Mtgs - Per Diem	152	660	1,700	1,700	1,700
01500000	Parks & Rec. Administration	52302	Training/Travel/Mtgs - Per Diem	632	1,050	0	0	0
01501000	Parks Maint. Administration	52302	Training/Travel/Mtgs - Per Diem	1,153	255	0	0	0
01502000	Parks Prog. Administration	52302	Training/Travel/Mtgs - Per Diem	456	1,640	0	0	0
80405000	Stormwater Administration	52302	Training/Travel/Mtgs - Per Diem	812	829	2,700	2,700	2,700
80405500	Stormwater Maintenance	52302	Training/Travel/Mtgs - Per Diem	251	450	1,000	1,000	1,000
			Object Total	54,067	44,882	37,225	37,225	40,825
01010000	Governing Body	52303	Meals/Food/Refreshments	3,833	3,060	5,000	5,000	5,000
01011000	City Administrator	52303	Meals/Food/Refreshments	6,238	5,083	7,000	7,000	7,000
01012000	Communications	52303	Meals/Food/Refreshments	1,556	822	1,305	1,305	1,305
01013000	Municipal Court	52303	Meals/Food/Refreshments	279	653	0	0	0
01014000	City Clerk	52303	Meals/Food/Refreshments	61	2,443	1,500	1,500	1,500
01100000	Finance	52303	Meals/Food/Refreshments	2,834	414	3,000	3,000	3,000
01110000	Human Resources	52303	Meals/Food/Refreshments	923	2,879	0	2,500	2,500
01111011	Recruiting	52303	Meals/Food/Refreshments	656	740	0	0	0
01150000	EST Administration	52303	Meals/Food/Refreshments	380	178	400	400	400
01150013	EST Data Analytics	52303	Meals/Food/Refreshments	15	601	1,000	1,000	1,000
01180000	Legal	52303	Meals/Food/Refreshments	423	479	711	711	711
01181000	Prosecution	52303	Meals/Food/Refreshments	0	13	200	200	200
01200000	CD Administration	52303	Meals/Food/Refreshments	1,183	3,814	0	0	0
01201000	Community Standards	52303	Meals/Food/Refreshments	0	10	0	0	0
01202000	Building Inspection	52303	Meals/Food/Refreshments	138	375	0	0	0
01203000	Land Use	52303	Meals/Food/Refreshments	668	772	0	0	0

ORG	ORG DESCRIPTION	OBJ	DESCRIPTION	2015 ACTUAL	2016 ACTUAL	2017 ORIGINAL BUDGET	2017 REVISED BUDGET	2018 BUDGET
01204000	Engineering	52303	Meals/Food/Refreshments	499	1,053	0	0	0
01300000	Fire Administration	52303	Meals/Food/Refreshments	4,162	1,871	1,000	1,000	1,000
01300303	Fire Prof. Development	52303	Meals/Food/Refreshments	248	0	0	0	0
01350000	Police Administration	52303	Meals/Food/Refreshments	2,567	1,271	0	0	0
01351000	Police Investigations	52303	Meals/Food/Refreshments	118	382	0	0	0
01352000	Patrol Administration	52303	Meals/Food/Refreshments	1,447	1,390	0	0	0
01400000	Municipal Services Admin.	52303	Meals/Food/Refreshments	1,558	1,274	5,000	5,000	5,000
01401502	Highways & Streets	52303	Meals/Food/Refreshments	368	498	1,500	1,500	1,500
01403500	Facilities	52303	Meals/Food/Refreshments	53	90	400	400	400
01404000	Fleet	52303	Meals/Food/Refreshments	0	0	200	200	200
01500000	Parks & Rec. Administration	52303	Meals/Food/Refreshments	1,652	2,438	0	0	0
01502000	Parks Prog. Administration	52303	Meals/Food/Refreshments	44	154	0	0	0
01506655	Art & Wine Fair	52303	Meals/Food/Refreshments	999	999	400	400	400
80405000	Stormwater Administration	52303	Meals/Food/Refreshments	83	55	2,100	2,100	2,100
80405500	Stormwater Maintenance	52303	Meals/Food/Refreshments	45	140	1,000	1,000	1,000
			Object Total	33,030	33,953	31,716	34,216	34,216
01010000	Governing Body	52304	Training/Mtgs - Registration	4,700	5,961	6,500	6,500	6,500
01011000	City Administrator	52304	Training/Mtgs - Registration	3,439	4,167	6,000	6,000	6,000
01012000	Communications	52304	Training/Mtgs - Registration	2,093	1,650	2,400	2,400	3,200
01013000	Municipal Court	52304	Training/Mtgs - Registration	4,410	2,693	10,300	10,300	6,260
01014000	City Clerk	52304	Training/Mtgs - Registration	1,484	0	2,000	2,000	2,000
01100000	Finance	52304	Training/Mtgs - Registration	3,028	3,323	5,000	5,000	5,000
01110000	Human Resources	52304	Training/Mtgs - Registration	7,770	9,921	0	0	0
01111011	Recruiting	52304	Training/Mtgs - Registration	0	295	0	0	0
01150000	EST Administration	52304	Training/Mtgs - Registration	3,985	3,450	7,000	7,000	7,000
01150012	EST Support Services	52304	Training/Mtgs - Registration	3,357	4,115	5,000	5,000	5,000
01150013	EST Data Analytics	52304	Training/Mtgs - Registration	9,978	9,148	10,000	10,000	10,000
01150014	EST Infrastructure	52304	Training/Mtgs - Registration	3,585	4,240	6,000	6,000	6,000
01180000	Legal	52304	Training/Mtgs - Registration	6,304	8,263	6,900	6,900	8,450
01181000	Prosecution	52304	Training/Mtgs - Registration	1,395	1,620	2,100	2,100	1,950
01200000	CD Administration	52304	Training/Mtgs - Registration	2,546	4,259	0	0	0
01201000	Community Standards	52304	Training/Mtgs - Registration	125	0	0	0	0
01202000	Building Inspection	52304	Training/Mtgs - Registration	99	235	0	0	0
01203000	Land Use	52304	Training/Mtgs - Registration	4,450	2,275	0	0	0
01204000	Engineering	52304	Training/Mtgs - Registration	4,750	10,529	0	0	0
01350000	Police Administration	52304	Training/Mtgs - Registration	22,465	17,402	0	0	0
01351000	Police Investigations	52304	Training/Mtgs - Registration	17,603	8,494	0	0	0
01352000	Patrol Administration	52304	Training/Mtgs - Registration	47,319	56,338	0	0	0
01400000	Municipal Services Admin.	52304	Training/Mtgs - Registration	3,605	2,934	4,500	4,500	4,500
01401502	Highways & Streets	52304	Training/Mtgs - Registration	3,975	3,925	8,500	8,500	8,300
01402504	Traffic	52304	Training/Mtgs - Registration	3,350	500	2,000	2,000	2,000
01403500	Facilities	52304	Training/Mtgs - Registration	1,870	1,324	6,000	6,000	6,000
01404000	Fleet	52304	Training/Mtgs - Registration	2,899	5,154	5,600	5,600	5,600
01500000	Parks & Rec. Administration	52304	Training/Mtgs - Registration	2,989	2,743	0	0	0
01501000	Parks Maint. Administration	52304	Training/Mtgs - Registration	671	300	0	0	0
01502000	Parks Prog. Administration	52304	Training/Mtgs - Registration	1,344	5,606	0	0	0
01509646	Swimming Pools	52304	Training/Mtgs - Registration	105	981	7,143	7,143	5,823
80405000	Stormwater Administration	52304	Training/Mtgs - Registration	1,339	125	2,400	2,400	2,400
80405500	Stormwater Maintenance	52304	Training/Mtgs - Registration	2,635	2,620	3,500	3,500	3,500
82509661	Rec Center Pools	52304	Training/Mtgs - Registration	0	0	6,753	6,753	6,753
			Object Total	179,667	184,589	115,596	115,596	112,236
01010000	Governing Body	52306	Training/Travel - Airline	2,277	1,380	7,500	7,500	7,500
01011000	City Administrator	52306	Training/Travel - Airline	1,104	784	5,000	5,000	5,000
01012000	Communications	52306	Training/Travel - Airline	1,292	767	1,750	1,750	2,250
01013000	Municipal Court	52306	Training/Travel - Airline	764	0	1,200	1,200	1,200
01014000	City Clerk	52306	Training/Travel - Airline	421	0	1,000	1,000	1,000
01100000	Finance	52306	Training/Travel - Airline	817	642	3,000	3,000	3,000
01110000	Human Resources	52306	Training/Travel - Airline	870	1,717	0	0	0
01111011	Recruiting	52306	Training/Travel - Airline	853	0	0	0	0
01150000	EST Administration	52306	Training/Travel - Airline	2,127	600	3,000	3,000	3,000
01150012	EST Support Services	52306	Training/Travel - Airline	982	588	1,000	1,000	1,000
01150013	EST Data Analytics	52306	Training/Travel - Airline	3,251	2,825	3,500	3,500	3,500
01150014	EST Infrastructure	52306	Training/Travel - Airline	2,316	1,284	2,500	2,500	2,500
01180000	Legal	52306	Training/Travel - Airline	1,344	2,388	2,500	2,500	3,200
01181000	Prosecution	52306	Training/Travel - Airline	523	442	1,800	1,800	1,650
01200000	CD Administration	52306	Training/Travel - Airline	2,540	578	0	0	0
01201000	Community Standards	52306	Training/Travel - Airline	262	0	0	0	0
01202000	Building Inspection	52306	Training/Travel - Airline	328	0	0	0	0
01203000	Land Use	52306	Training/Travel - Airline	1,487	1,058	0	0	0
01204000	Engineering	52306	Training/Travel - Airline	1,886	3,213	0	0	0
01350000	Police Administration	52306	Training/Travel - Airline	6,892	6,477	0	0	0
01351000	Police Investigations	52306	Training/Travel - Airline	2,765	2,274	0	0	0
01352000	Patrol Administration	52306	Training/Travel - Airline	11,744	14,567	0	0	0
01400000	Municipal Services Admin.	52306	Training/Travel - Airline	1,304	718	2,000	2,000	2,000
01401502	Highways & Streets	52306	Training/Travel - Airline	486	0	2,000	2,000	2,000
01402504	Traffic	52306	Training/Travel - Airline	252	0	600	600	600
01403500	Facilities	52306	Training/Travel - Airline	0	0	600	600	1,000
01404000	Fleet	52306	Training/Travel - Airline	0	0	2,800	2,800	2,800
01500000	Parks & Rec. Administration	52306	Training/Travel - Airline	702	864	0	0	0
01501000	Parks Maint. Administration	52306	Training/Travel - Airline	0	288	0	0	0
01502000	Parks Prog. Administration	52306	Training/Travel - Airline	408	1347.61	0	0	0
80405000	Stormwater Administration	52306	Training/Travel - Airline	752	1,636	3,000	3,000	3,000

ORG	ORG DESCRIPTION	OBJ	DESCRIPTION	2015 ACTUAL	2016 ACTUAL	2017 ORIGINAL BUDGET	2017 REVISED BUDGET	2018 BUDGET
80405500	Stormwater Maintenance	52306	Training/Travel - Airline	320	0	1,200	1,200	1,200
			Object Total	51,069	46,438	45,950	45,950	47,400
01010000	Governing Body	52308	Training/Travel - Mileage	500	495	950	950	950
01011000	City Administrator	52308	Training/Travel - Mileage	59	345	400	400	400
01100000	Finance	52308	Training/Travel - Mileage	0	0	200	200	200
01012000	Communications	52308	Training/Travel - Mileage	35	0	200	200	200
01013000	Municipal Court	52308	Training/Travel - Mileage	101	114	0	0	0
01014000	City Clerk	52308	Training/Travel - Mileage	34	0	0	0	0
01110000	Human Resources	52308	Training/Travel - Mileage	35	0	0	0	0
01111011	Recruiting	52308	Training/Travel - Mileage	0	726	0	0	0
01150000	EST Administration	52308	Training/Travel - Mileage	69	32	100	100	100
01150012	EST Support Services	52308	Training/Travel - Mileage	35	0	50	50	50
01150013	EST Data Analytics	52308	Training/Travel - Mileage	276	97	300	300	300
01150014	EST Infrastructure	52308	Training/Travel - Mileage	173	32	200	200	200
01180000	Legal	52308	Training/Travel - Mileage	0	0	1,728	1,728	1,728
01181000	Prosecution	52308	Training/Travel - Mileage	94	197	1,760	1,760	1,760
01350000	Police Administration	52308	Training/Travel - Mileage	204	943	0	0	0
01351000	Police Investigations	52308	Training/Travel - Mileage	244	895	0	0	0
01352000	Patrol Administration	52308	Training/Travel - Mileage	246	665	0	0	0
01400000	Municipal Services Admin.	52308	Training/Travel - Mileage	0	0	200	200	200
01500000	Parks & Rec. Administration	52308	Training/Travel - Mileage	0	73	0	0	0
01501000	Parks Maint. Administration	52308	Training/Travel - Mileage	96	0	0	0	0
01502000	Parks Prog. Administration	52308	Training/Travel - Mileage	72	310	0	0	0
80405000	Stormwater Administration	52308	Training/Travel - Mileage	0	201	0	0	0
			Object Total	2,273	5,125	6,088	6,088	6,088
01010000	Governing Body	52310	Training/Travel - Parking	171	249	500	500	500
01011000	City Administrator	52310	Training/Travel - Parking	133	134	400	400	400
01012000	Communications	52310	Training/Travel - Parking	96	151	200	200	200
01110000	Human Resources	52310	Training/Travel - Parking	127	197	0	0	0
01100000	Finance	52310	Training/Travel - Parking	33	60	400	400	400
01111011	Recruiting	52310	Training/Travel - Parking	15	0	0	0	0
01150000	EST Administration	52310	Training/Travel - Parking	70	90	100	100	100
01150012	EST Support Services	52310	Training/Travel - Parking	21	98	60	60	60
01150013	EST Data Analytics	52310	Training/Travel - Parking	189	289	300	300	300
01150014	EST Infrastructure	52310	Training/Travel - Parking	264	83	300	300	300
01180000	Legal	52310	Training/Travel - Parking	136	180	250	250	250
01181000	Prosecution	52310	Training/Travel - Parking	24	0	200	200	200
01200000	CD Administration	52310	Training/Travel - Parking	80	97	0	0	0
01202000	Building Inspection	52310	Training/Travel - Parking	0	26	0	0	0
01203000	Land Use	52310	Training/Travel - Parking	86	92	0	0	0
01204000	Engineering	52310	Training/Travel - Parking	150	127	0	0	0
01350000	Police Administration	52310	Training/Travel - Parking	79	69	0	0	0
01351000	Police Investigations	52310	Training/Travel - Parking	0	131	0	0	0
01352000	Patrol Administration	52310	Training/Travel - Parking	53	171	0	0	0
01400000	Municipal Services Admin.	52310	Training/Travel - Parking	112	38	150	150	150
01401502	Highways & Streets	52310	Training/Travel - Parking	0	0	100	100	100
01402504	Traffic	52310	Training/Travel - Parking	56	0	50	50	50
01403500	Facilities	52310	Training/Travel - Parking	0	0	100	100	100
01500000	Parks & Rec. Administration	52310	Training/Travel - Parking	28	0	0	0	0
01502000	Parks Prog. Administration	52310	Training/Travel - Parking	8	44	0	0	0
80405000	Stormwater Administration	52310	Training/Travel - Parking	0	45	300	300	300
80405500	Stormwater Maintenance	52310	Training/Travel - Parking	35	38	100	100	100
			Object Total	1,966	2,406	3,510	3,510	3,510
01010000	Governing Body	52312	Training/Travel - Taxi	223	242	750	750	750
01011000	City Administrator	52312	Training/Travel - Taxi	64	112	500	500	500
01012000	Communications	52312	Training/Travel - Taxi	65	67	200	200	200
01013000	Municipal Court	52312	Training/Travel - Taxi	74	0	0	0	0
01014000	City Clerk	52312	Training/Travel - Taxi	11	0	0	0	0
01100000	Finance	52312	Training/Travel - Taxi	87	8	300	300	300
01110000	Human Resources	52312	Training/Travel - Taxi	51	200	0	0	0
01111011	Recruiting	52312	Training/Travel - Taxi	547	23	0	0	0
01150000	EST Administration	52312	Training/Travel - Taxi	41	175	130	130	130
01150012	EST Support Services	52312	Training/Travel - Taxi	0	21	100	100	100
01150013	EST Data Analytics	52312	Training/Travel - Taxi	146	171	200	200	200
01150014	EST Infrastructure	52312	Training/Travel - Taxi	541	97	550	550	550
01180000	Legal	52312	Training/Travel - Taxi	166	313	200	200	350
01181000	Prosecution	52312	Training/Travel - Taxi	38	22	100	100	100
01200000	CD Administration	52312	Training/Travel - Taxi	92	79	0	0	0
01202000	Building Inspection	52312	Training/Travel - Taxi	96	0	0	0	0
01203000	Land Use	52312	Training/Travel - Taxi	43	78	0	0	0
01204000	Engineering	52312	Training/Travel - Taxi	195	197	0	0	0
01350000	Police Administration	52312	Training/Travel - Taxi	320	510	0	0	0
01351000	Police Investigations	52312	Training/Travel - Taxi	172	190	0	0	0
01352000	Patrol Administration	52312	Training/Travel - Taxi	573	455	0	0	0
01400000	Municipal Services Admin.	52312	Training/Travel - Taxi	85	46	100	100	100
01401502	Highways & Streets	52312	Training/Travel - Taxi	52	0	250	250	250
01402504	Traffic	52312	Training/Travel - Taxi	35	0	100	100	100
01403500	Facilities	52312	Training/Travel - Taxi	0	0	250	250	250
01404000	Fleet	52312	Training/Travel - Taxi	0	0	200	200	200
01500000	Parks & Rec. Administration	52312	Training/Travel - Taxi	36	0	0	0	0
01502000	Parks Prog. Administration	52312	Training/Travel - Taxi	0	389	0	0	0
80405000	Stormwater Administration	52312	Training/Travel - Taxi	0	0	300	300	300

ORG	ORG DESCRIPTION	OBJ	DESCRIPTION	2015 ACTUAL	2016 ACTUAL	2017 ORIGINAL BUDGET	2017 REVISED BUDGET	2018 BUDGET
80405500	Stormwater Maintenance	52312	Training/Travel - Taxi	20	41	200	200	200
			Object Total	3,773	3,435	4,430	4,430	4,580
01010000	Governing Body	52314	Training/Travel - Tolls	14	17	500	500	500
01011000	City Administrator	52314	Training/Travel - Tolls	27	24	350	350	350
01012000	Communications	52314	Training/Travel - Tolls	0	0	100	100	100
01013000	Municipal Court	52314	Training/Travel - Tolls	6	15	0	0	0
01014000	City Clerk	52314	Training/Travel - Tolls	26	0	0	0	0
01100000	Finance	52314	Training/Travel - Tolls	24	13	100	100	100
01110000	Human Resources	52314	Training/Travel - Tolls	6	15	0	0	0
01180000	Legal	52314	Training/Travel - Tolls	20	12	200	200	200
01181000	Prosecution	52314	Training/Travel - Tolls	14	8	100	100	100
01200000	CD Administration	52314	Training/Travel - Tolls	30	34	0	0	0
01202000	Building Inspection	52314	Training/Travel - Tolls	0	6	0	0	0
01204000	Engineering	52314	Training/Travel - Tolls	307	387	0	0	0
01350000	Police Administration	52314	Training/Travel - Tolls	95	77	0	0	0
01351000	Police Investigations	52314	Training/Travel - Tolls	57	129	0	0	0
01352000	Patrol Administration	52314	Training/Travel - Tolls	153	202	0	0	0
01400000	Municipal Services Admin.	52314	Training/Travel - Tolls	8	3	50	50	50
01401502	Highways & Streets	52314	Training/Travel - Tolls	5	0	100	100	100
01402504	Traffic	52314	Training/Travel - Tolls	8	0	100	100	100
01403500	Facilities	52314	Training/Travel - Tolls	0	42	25	25	50
01404000	Fleet	52314	Training/Travel - Tolls	6	4	0	0	0
01500000	Parks & Rec. Administration	52314	Training/Travel - Tolls	11	0	0	0	0
01501000	Parks Maint. Administration	52314	Training/Travel - Tolls	6	0	0	0	0
01502000	Parks Prog. Administration	52314	Training/Travel - Tolls	18	6	0	0	0
80405000	Stormwater Administration	52314	Training/Travel - Tolls	0	0	350	350	350
80405500	Stormwater Maintenance	52314	Training/Travel - Tolls	0	11	50	50	50
			Object Total	841	1,003	2,025	2,025	2,050
01010000	Governing Body	52316	Training/Travel - Lodging	4,930	4,652	10,000	10,000	10,000
01011000	City Administrator	52316	Training/Travel - Lodging	2,886	760	7,500	7,500	7,500
01012000	Communications	52316	Training/Travel - Lodging	1,484	1,396	2,100	2,100	2,800
01013000	Municipal Court	52316	Training/Travel - Lodging	1,716	1,926	3,000	3,000	3,000
01014000	City Clerk	52316	Training/Travel - Lodging	1,515	0	1,500	1,500	1,500
01100000	Finance	52316	Training/Travel - Lodging	1,762	1,283	4,000	4,000	4,000
01110000	Human Resources	52316	Training/Travel - Lodging	2,238	5,166	0	0	0
01111011	Recruiting	52316	Training/Travel - Lodging	804	1,199	0	0	0
01150000	EST Administration	52316	Training/Travel - Lodging	3,222	3,584	4,000	4,000	4,000
01150012	EST Support Services	52316	Training/Travel - Lodging	894	4,051	2,000	2,000	2,000
01150013	EST Data Analytics	52316	Training/Travel - Lodging	10,153	10,516	11,000	11,000	11,000
01150014	EST Infrastructure	52316	Training/Travel - Lodging	9,079	2,849	10,000	10,000	10,000
01180000	Legal	52316	Training/Travel - Lodging	3,930	6,738	5,950	5,950	7,050
01181000	Prosecution	52316	Training/Travel - Lodging	1,730	1,076	2,650	2,650	1,650
01200000	CD Administration	52316	Training/Travel - Lodging	3,992	2,597	0	0	0
01202000	Building Inspection	52316	Training/Travel - Lodging	1,834	0	0	0	0
01203000	Land Use	52316	Training/Travel - Lodging	4,231	3,170	0	0	0
01204000	Engineering	52316	Training/Travel - Lodging	5,806	6,343	0	0	0
01350000	Police Administration	52316	Training/Travel - Lodging	8,704	12,074	0	0	0
01351000	Police Investigations	52316	Training/Travel - Lodging	7,041	8,076	0	0	0
01352000	Patrol Administration	52316	Training/Travel - Lodging	22,622	25,582	0	0	0
01400000	Municipal Services Admin.	52316	Training/Travel - Lodging	2,350	1,675	5,000	5,000	5,000
01401502	Highways & Streets	52316	Training/Travel - Lodging	1,516	0	4,000	4,000	4,000
01402504	Traffic	52316	Training/Travel - Lodging	1,152	0	1,850	1,850	1,900
01403500	Facilities	52316	Training/Travel - Lodging	0	0	2,000	2,000	2,500
01404000	Fleet	52316	Training/Travel - Lodging	493	2,088	4,000	4,000	4,000
01500000	Parks & Rec. Administration	52316	Training/Travel - Lodging	1,498	1,961	0	0	0
01501000	Parks Maint. Administration	52316	Training/Travel - Lodging	360	0	0	0	0
01502000	Parks Prog. Administration	52316	Training/Travel - Lodging	1,002	3,292	0	0	0
80405000	Stormwater Administration	52316	Training/Travel - Lodging	1,451	1,503	3,600	3,600	3,600
80405500	Stormwater Maintenance	52316	Training/Travel - Lodging	651	2,476	2,225	2,225	2,225
			Object Total	111,046	116,031	86,375	86,375	87,725
01010000	Governing Body	52318	Training/Travel - Rental Car	0	0	700	700	700
01011000	City Administrator	52318	Training/Travel - Rental Car	310	0	400	400	400
01012000	Communications	52318	Training/Travel - Rental Car	0	0	185	185	185
01110000	Human Resources	52318	Training/Travel - Rental Car	0	338	0	0	0
01111011	Recruiting	52318	Training/Travel - Rental Car	740	315	0	0	0
01150012	EST Support Services	52318	Training/Travel - Rental Car	0	77	0	0	0
01180000	Legal	52318	Training/Travel - Rental Car	0	0	265	265	265
01181000	Prosecution	52318	Training/Travel - Rental Car	0	0	220	220	220
01200000	CD Administration	52318	Training/Travel - Rental Car	196	0	0	0	0
01350000	Police Administration	52318	Training/Travel - Rental Car	354	0	0	0	0
01351000	Police Investigations	52318	Training/Travel - Rental Car	264	0	0	0	0
01352000	Patrol Administration	52318	Training/Travel - Rental Car	292	1,244.72	0	0	0
			Object Total	2,156	1,975	1,770	1,770	1,770
01011000	City Administrator	52320	Training/Mtgs - Hosted by City	194	445	1,400	1,400	1,400
01013000	Municipal Court	52320	Training/Mtgs - Hosted by City	441	1,448	960	960	2,000
01100000	Finance	52320	Training/Mtgs - Hosted by City	0	515	0	0	0
01110000	Human Resources	52320	Training/Mtgs - Hosted by City	1,745	27,800	30,000	30,000	30,000
01150013	EST Data Analytics	52320	Training/Mtgs - Hosted by City	69	0	200	200	200
01180000	Legal	52320	Training/Mtgs - Hosted by City	110	399	500	500	500
01200000	CD Administration	52320	Training/Mtgs - Hosted by City	151	622	0	0	0
01201000	Community Standards	52320	Training/Mtgs - Hosted by City	144	14	0	0	0

ORG	ORG DESCRIPTION	OBJ	DESCRIPTION	2015 ACTUAL	2016 ACTUAL	2017 ORIGINAL BUDGET	2017 REVISED BUDGET	2018 BUDGET
01204000	Engineering	52320	Training/Mtgs - Hosted by City	22	174	0	0	0
01400000	Municipal Services Admin.	52320	Training/Mtgs - Hosted by City	3,750	0	1,000	1,000	1,000
01401502	Highways & Streets	52320	Training/Mtgs - Hosted by City	225	0	5,350	5,350	5,400
01402504	Traffic	52320	Training/Mtgs - Hosted by City	24	0	0	0	0
01403500	Facilities	52320	Training/Mtgs - Hosted by City	0	0	4,400	4,400	1,000
01404000	Fleet	52320	Training/Mtgs - Hosted by City	0	0	250	250	250
01500000	Parks & Rec. Administration	52320	Training/Mtgs - Hosted by City	564	0	3,335	3,335	3,335
01501000	Parks Maint. Administration	52320	Training/Mtgs - Hosted by City	0	0	53	53	53
01502000	Parks Prog. Administration	52320	Training/Mtgs - Hosted by City	0	0	875	875	875
28500652	Legler Barn	52320	Training/Mtgs - Hosted by City	0	0	358	358	358
80405500	Stormwater Maintenance	52320	Training/Mtgs - Hosted by City	16	0	100	100	100
			Object Total	7,455	31,417	48,781	48,781	46,471
01010000	Governing Body	52322	Training - Materials	0	0	500	500	500
01011000	City Administrator	52322	Training - Materials	0	74	300	300	300
01012000	Communications	52322	Training - Materials	897	0	135	135	135
01100000	Finance	52322	Training - Materials	100	239	100	100	100
01110000	Human Resources	52322	Training - Materials	2,616	4,864	15,000	15,000	15,000
01150000	EST Administration	52322	Training - Materials	15,153	18,858	15,000	15,000	15,000
01150012	EST Support Services	52322	Training - Materials	2,500	2,599	4,000	4,000	4,000
01150013	EST Data Analytics	52322	Training - Materials	0	1,279	0	0	0
01150014	EST Infrastructure	52322	Training - Materials	0	29,539	10,000	10,000	10,000
01180000	Legal	52322	Training - Materials	47	0	150	150	150
01202000	Building Inspection	52322	Training - materials	75	133	0	0	0
01204000	Engineering	52322	Training - materials	0	29	0	0	0
01350000	Police Administration	52322	Training - Materials	10	0	0	0	0
01351000	Police Investigations	52322	Training - Materials	203	1,222	0	0	0
01352000	Patrol Administration	52322	Training - Materials	131	0	0	0	0
01400000	Municipal Services Admin.	52322	Training - Materials	0	0	300	300	300
01401502	Highways & Streets	52322	Training - Materials	109	74	1,150	1,150	1,200
01402504	Traffic	52322	Training - Materials	0	0	500	500	500
01403500	Facilities	52322	Training - Materials	0	0	1,500	1,500	1,500
01404000	Fleet	52322	Training - Materials	726	0	0	0	0
80405500	Stormwater Maintenance	52322	Training - Materials	0	166	0	0	0
			Object Total	22,567	59,077	48,635	48,635	48,685
01010000	Governing Body	52324	Mileage - Other	0	0	500	500	500
01012000	Communications	52324	Mileage - Other	0	0	135	135	135
01110000	Human Resources	52324	Mileage - Other	0	64	0	0	0
01150013	EST Data Analytics	52324	Mileage - Other	0	31	0	0	0
01180000	Legal	52324	Mileage - Other	0	6	0	0	0
01204000	Engineering	52324	Mileage - Other	27	51	0	0	0
01350000	Police Administration	52324	Mileage - Other	270	278	0	0	0
01352000	Patrol Administration	52324	Mileage - Other	1,773	2,559	0	0	0
80405000	Stormwater Administration	52324	Mileage - Other	0	78	0	0	0
			Object Total	2,070	3,068	635	635	635
01100000	Finance	52400	Maintenance Agreement	546	229	1,000	1,000	1,000
01350000	Police Administration	52400	Maintenance Agreement	196,681	236,912	222,000	222,000	222,000
01406000	Parking Structure	52400	Maintenance Agreement	0	0	10,000	10,000	10,000
01501000	Parks Maint. Administration	52400	Maintenance Agreement	151,398	140,241	145,239	181,449	145,239
			Object Total	348,625	377,382	378,239	414,449	378,239
01403500	Facilities	52415	Maint Agrmnt - Equipment	19,316	17,933	20,500	20,500	25,000
			Object Total	19,316	17,933	20,500	20,500	25,000
01501500	Parks Maint. Facilities	52420	Maint Agrmnt - Facility	63,015	81,625	73,000	73,000	91,380
			Object Total	63,015	81,625	73,000	73,000	91,380
80405500	Stormwater Maintenance	52424	Maint Agrmt - Landscape/Turf	16,000	0	0	0	0
			Object Total	16,000	0	0	0	0
01402503	Street Lights	52431	Maint Agrmnt - Street Lights	0	0	0	0	2,000
			Object Total	0	0	0	0	2,000
01150014	EST Infrastructure	52440	Maint Agrmnt - LAN Software	80,827	116,420	120,000	120,000	120,000
			Object Total	80,827	116,420	120,000	120,000	120,000
01150012	EST Support Services	52444	Maint Agrmnt - PC Software	261,802	241,346	270,000	270,000	270,000
01150013	EST Data Analytics	52444	Maint Agrmnt - PC Software	35,919	37,206	50,000	50,000	50,000
			Object Total	297,721	278,552	320,000	320,000	320,000
01150012	EST Support Services	52446	Maint Agrmnt - Server Software	110,665	92,239	120,000	120,000	120,000
01150013	EST Data Analytics	52446	Maint Agrmnt - Server Software	126,198	132,707	130,000	130,000	130,000
01150014	EST Infrastructure	52446	Maint Agrmnt - Server Software	50,846	53,626	60,000	60,000	60,000
			Object Total	287,709	278,572	310,000	310,000	310,000
01150014	EST Infrastructure	52448	Maint Agrmnt - Servers	68,111	38,377	70,000	70,000	70,000
			Object Total	68,111	38,377	70,000	70,000	70,000
01150012	EST Support Services	52454	Maint Agrmnt - Other Software	16,244	18,656	25,000	25,000	25,000
01150013	EST Data Analytics	52454	Maint Agrmnt - Other Software	13,825	38,976	17,000	17,000	17,000
01150014	EST Infrastructure	52454	Maint Agrmnt - Other Software	0	750	1,000	1,000	1,000
01403500	Facilities	52454	Maint Agrmnt - Other Software	13,051	10,887	13,500	13,500	14,000
			Object Total	43,120	69,270	56,500	56,500	57,000

ORG	ORG DESCRIPTION	OBJ	DESCRIPTION	2015 ACTUAL	2016 ACTUAL	2017 ORIGINAL BUDGET	2017 REVISED BUDGET	2018 BUDGET
01350000	Police Administration	52500	Utility Service	73,517	44,191	43,208	43,208	43,208
01350401	Police Towers	52500	Utility Service	0	0	4,752	4,752	4,752
28500652	Legler Barn	52500	Utility Service	854	87	0	0	0
82502659	Rec Center Support Services	52500	Utility Service	0	0	163,000	163,000	320,000
			Object Total	74,371	44,278	210,960	210,960	367,960
01150000	EST Administration	52505	Cable	182	0	0	0	0
01150012	EST Support Services	52505	Cable	2,147	2,553	10,000	10,000	10,000
			Object Total	2,329	2,553	10,000	10,000	10,000
01402503	Street Lights	52510	Electricity	486,817	459,895	500,000	500,000	450,000
01402504	Traffic	52510	Electricity	61,499	53,907	80,000	80,000	80,000
01403500	Facilities	52510	Electricity	676,991	841,344	990,000	990,000	990,000
01509647	Ad Astra Pool	52510	Electricity	0	0	2,274	2,274	2,274
01509648	Flat Rock Creek Pool	52510	Electricity	0	0	1,024	1,024	1,024
01509649	Indian Trails Pool	52510	Electricity	0	0	4,224	4,224	4,224
			Object Total	1,225,307	1,355,146	1,577,522	1,577,522	1,527,522
01403500	Facilities	52515	Gas	73,632	64,503	160,000	160,000	160,000
01509647	Ad Astra Pool	52515	Gas	0	0	87	87	87
			Object Total	73,632	64,503	160,087	160,087	160,087
80405000	Stormwater Administration	52520	Mobile Devices	0	0	4,500	4,500	4,500
			Object Total	0	0	4,500	4,500	4,500
01015000	Public Market	52525	Other Utilities	0	0	14,584	14,584	30,000
			Object Total	0	0	14,584	14,584	30,000
01100000	Finance	52530	Telephone	1,955	0	0	0	0
01150012	EST Support Services	52530	Telephone	5,193	36,684	7,000	7,000	7,000
01180000	Legal	52530	Telephone	0	0	100	100	100
01150000	EST Administration	52530	Telephone	426	153	0	0	0
01350000	Police Administration	52530	Telephone	0	0	16,000	16,000	16,000
01500000	Parks & Rec. Administration	52530	Telephone	0	0	1,191	1,191	1,191
01501000	Parks Maint. Administration	52530	Telephone	0	0	8,495	8,495	9,335
01501612	Parks Support Services	52530	Telephone	0	0	172	172	172
01502000	Parks Prog. Administration	52530	Telephone	0	0	1,247	1,247	1,247
01502613	Thompson Barn	52530	Telephone	8,243	295	15,866	30,866	15,866
01509647	Ad Astra Pool	52530	Telephone	0	0	792	792	792
01509648	Flat Rock Creek Pool	52530	Telephone	0	0	745	745	745
01509649	Indian Trails Pool	52530	Telephone	0	0	728	728	728
28500652	Legler Barn	52530	Telephone	87	458	1,735	1,735	1,735
			Object Total	15,904	37,590	54,071	69,071	54,911
01403500	Facilities	52535	Trash	19,390	19,426	26,000	26,000	26,000
01509649	Indian Trails Pool	52535	Trash	0	0	77	77	77
			Object Total	19,390	19,426	26,077	26,077	26,077
01403500	Facilities	52540	Wastewater	40,422	54,566	50,000	50,000	60,000
			Object Total	40,422	54,566	50,000	50,000	60,000
01403500	Facilities	52545	Water	213,239	266,462	258,000	258,000	275,000
01509647	Ad Astra Pool	52545	Water	0	0	1,211	1,211	1,211
01509648	Flat Rock Creek Pool	52545	Water	0	0	899	899	899
01509649	Indian Trails Pool	52545	Water	0	0	2,406	2,406	2,406
			Object Total	213,239	266,462	262,516	262,516	279,516
01300000	Fire Administration	52547	Telecommunications	0	0	28,226	28,226	0
			Object Total	0	0	28,226	28,226	0
01150012	EST Support Services	52551	Mobile Device Data Plan	233,795	255,440	259,630	259,630	259,630
01502000	Parks Prog. Administration	52551	Mobile Device Data Plan	0	0	540	540	540
82501001	Rec Center Facilities	52551	Mobile Device Data Plan	0	0	840	840	840
82509661	Rec Center Pools	52551	Mobile Device Data Plan	0	0	540	540	540
			Object Total	233,795	255,440	261,550	261,550	261,550
01150012	EST Support Services	52552	Domain Fee	761	609	3,000	3,000	3,000
01150014	EST Infrastructure	52552	Domain Fee	770	1,193	1,000	1,000	1,000
			Object Total	1,531	1,802	4,000	4,000	4,000
01350000	Police Administration	52555	Video Transmission	25,027	23,707	50,000	50,000	100,000
			Object Total	25,027	23,707	50,000	50,000	100,000
01150000	EST Administration	52557	Internet Service Provider	2,770	0	0	0	0
01150012	EST Support Services	52557	Internet Service Provider	42,448	50,349	60,000	60,000	60,000
			Object Total	45,218	50,349	60,000	60,000	60,000
01150014	EST Infrastructure	52559	Data Wiring	17,755	9,260	17,000	17,000	17,000
			Object Total	17,755	9,260	17,000	17,000	17,000
01150014	EST Infrastructure	52561	Telephone Wiring	1,612	0	2,000	2,000	2,000
			Object Total	1,612	0	2,000	2,000	2,000
01150014	EST Infrastructure	52562	Cloud Storage	65	171	200	200	200
			Object Total	65	171	200	200	200

ORG	ORG DESCRIPTION	OBJ	DESCRIPTION	2015 ACTUAL	2016 ACTUAL	2017 ORIGINAL BUDGET	2017 REVISED BUDGET	2018 BUDGET
01350000	Police Administration	52563	Computer/Data Processing	47,954	64,382	80,000	108,422	80,000
01402504	Traffic	52563	Computer/Data Processing	0	0	5,000	5,000	5,000
			Object Total	47,954	64,382	85,000	113,422	85,000
01150014	EST Infrastructure	52564	LAN Service	0	1,874	1,000	1,000	1,000
			Object Total	0	1,874	1,000	1,000	1,000
01100000	Finance	52620	Rents/Leases	0	487	0	0	0
01110000	Human Resources	52620	Rents/Leases	0	63	0	0	0
01351000	Police Investigations	52620	Rents/Leases	1,199	622	2,052	2,052	2,052
01352000	Patrol Administration	52620	Rents/Leases	0	0	1,539	1,539	1,539
01404000	Fleet	52620	Rents/Leases	0	0	20,000	20,000	20,000
01501500	Parks Maint. Facilities	52620	Rents/Leases	0	0	0	0	0
01502653	Parks Prog. NGA	52620	Rents/Leases	823	20	7,821	7,821	7,821
01503615	BBQ	52620	Rents/Leases	12,462	13,255	0	0	0
01503625	Spinach Festival	52620	Rents/Leases	5549	5,789	0	0	0
01506655	Art & Wine Fair	52620	Rents/Leases	6,044	6,524	7,170	7,170	7,170
80405500	Stormwater Maintenance	52620	Rents/Leases	0	3,654	7,000	7,000	7,000
82502659	Rec Center Support Services	52620	Rents/Leases	0	0	1,000	1,000	2,000
			Object Total	26,077	30,414	46,582	46,582	47,582
01350000	Police Administration	52622	Rents - Range	5,334	5,334	13,500	13,500	13,500
			Object Total	5,334	5,334	13,500	13,500	13,500
01401502	Highways & Streets	52623	Rents - Facilities	9,600	9,600	9,600	9,600	10,000
			Object Total	9,600	9,600	9,600	9,600	10,000
01012000	Communications	52624	Rents - Equipment	5,003	3,687	4,000	4,000	4,000
01204000	Engineering	52624	Rents - Equipment	50	0	100	100	100
01401502	Highways & Streets	52624	Rents - Equipment	0	7,200	6,000	6,000	6,000
01402504	Traffic	52624	Rents - Equipment	545	545	2,000	2,000	2,000
01403500	Facilities	52624	Rents - Equipment	0	0	1,500	1,500	1,500
01500000	Parks & Rec. Administration	52624	Rents - Equipment	0	0	1,602	1,602	1,602
01501000	Parks Maint. Administration	52624	Rents - Equipment	0	0	1,097	1,097	1,097
01501500	Parks Maint. Facilities	52624	Rents - Equipment	4,241	7,641	9,794	9,794	9,794
01501612	Parks Support Services	52624	Rents - Equipment	3,549	8,732	10,584	10,584	10,584
01502613	Thompson Barn	52624	Rents - Equipment	2,329	3,610	3,763	3,763	3,763
01503615	BBQ	52624	Rents - Equipment	4,342	3,297	5,855	5,855	5,855
01503616	Chili Challenge	52624	Rents - Equipment	874	939	1,736	1,736	1,736
01503620	Freedom Run	52624	Rents - Equipment	1,015	1,015	4,010	4,010	4,010
01503625	Spinach Festival	52624	Rents - Equipment	776	776	6,581	6,581	6,581
80405500	Stormwater Maintenance	52624	Rents - Equipment	4,976	612	12,000	12,000	14,000
			Object Total	27,700	38,055	70,622	70,622	72,622
01014000	City Clerk	52625	Rents - Other	310	0	400	400	400
01100000	Finance	52625	Rents - Other	0	156	0	0	0
01110000	Human Resources	52625	Rents - Other	196	0	500	500	500
01402503	Street Lights	52625	Rents - Other	0	76,947	0	0	80,000
01404000	Fleet	52625	Rents - Other	964	972	1,600	1,600	1,600
			Object Total	1,470	78,075	2,500	2,500	82,500
80405500	Stormwater Maintenance	52648	Rents - Lease Vehicles	13,166	14,335	0	0	0
			Object Total	13,166	14,335	0	0	0
01100000	Finance	52700	Repair/Maintenance	1,111	2,141	1,200	1,200	1,200
01202000	Building Inspection	52700	Repair/Maintenance	0	0	500	500	500
01350000	Police Administration	52700	Repair/Maintenance	20,556	18,338	40,745	40,745	40,745
01350401	Police Towers	52700	Repair/Maintenance	0	0	3,780	3,780	3,780
01351000	Police Investigations	52700	Repair/Maintenance	0	0	1,000	1,000	1,000
01352000	Patrol Administration	52700	Repair/Maintenance	0	0	2,052	2,052	2,052
01401502	Highways & Streets	52700	Repair/Maintenance	0	1,626	0	0	0
01404000	Fleet	52700	Repair/Maintenance	0	105	0	0	0
			Object Total	21,667	22,210	49,277	49,277	49,277
01303500	Fire Logistics Facilities	52702	Repair/Maint - Facilities	6,157	11,263	23,650	23,650	23,650
01404000	Fleet	52702	Repair/Maint - Facilities	1,439	1,895	2,300	2,300	5,000
01406000	Parking Structure	52702	Repair/Maint - Facilities	0	0	20,000	20,000	20,000
01501000	Parks Maint. Administration	52702	Repair/Maint - Facilities	0	0	316	316	316
01501500	Parks Maint. Facilities	52702	Repair/Maint - Facilities	6,607	100	1,000	1,000	1,000
01501601	Parks Maint. Turf	52702	Repair/Maint - Facilities	277,718	241,168	285,150	285,150	308,049
01501602	Parks Maint. Landscape	52702	Repair/Maint - Facilities	127,844	88,392	149,874	177,724	171,059
01501612	Parks Support Services	52702	Repair/Maint - Facilities	4,563	8,631	950	950	3,950
01502613	Thompson Barn	52702	Repair/Maint - Facilities	3,491	5,583	7,273	7,273	7,273
01509646	Swimming Pools	52702	Repair/Maint - Facilities	0	2,090	259	259	259
01509648	Flat Rock Creek Pool	52702	Repair/Maint - Facilities	0	0	776	776	776
80405500	Stormwater Maintenance	52702	Repair/Maint - Facilities	238	308	400	400	400
			Object Total	428,057	359,430	491,948	519,798	541,732
01013000	Municipal Court	52704	Repair/Maint - Equipment	194	0	600	600	600
01303316	Fire Logistics Equipment	52704	Repair/Maint - Equipment	29,787	15,596	27,500	27,500	27,500
01401502	Highways & Streets	52704	Repair/Maint - Equipment	0	0	250	250	250
01402504	Traffic	52704	Repair/Maint - Equipment	675	1,350	2,000	2,000	2,000
01404000	Fleet	52704	Repair/Maint - Equipment	2,639	13,666	10,000	10,000	15,000
01500000	Parks & Rec. Administration	52704	Repair/Maint - Equipment	0	0	96	96	96
01501000	Parks Maint. Administration	52704	Repair/Maint - Equipment	0	0	211	211	211

ORG	ORG DESCRIPTION	OBJ	DESCRIPTION	2015 ACTUAL	2016 ACTUAL	2017 ORIGINAL BUDGET	2017 REVISED BUDGET	2018 BUDGET
01501612	Parks Support Services	52704	Repair/Maint - Equipment	1,727	2,121	2,067	2,067	2,067
01509647	Ad Astra Pool	52704	Repair/Maint - Equipment	725	765	974	974	974
01509648	Flat Rock Creek Pool	52704	Repair/Maint - Equipment	725	765	955	955	955
01509649	Indian Trails Pool	52704	Repair/Maint - Equipment	725	765	955	955	955
80405500	Stormwater Maintenance	52704	Repair/Maint - Equipment	3,809	5,790	6,000	6,000	6,000
			Object Total	41,006	40,818	51,608	51,608	56,608
01303314	Fire Logistics Vehicles	52706	Repair/Maint - Automotive	25,498	31,802	27,500	27,500	27,500
01350000	Police Administration	52706	Repair/Maint - Automotive	11,903	12,738	34,255	34,255	34,255
01404000	Fleet	52706	Repair/Maint - Automotive	27,396	6,833	27,000	27,000	27,000
80405000	Stormwater Administration	52706	Repair/Maint - Automotive	0	0	1,000	1,000	1,000
			Object Total	64,797	51,372	89,755	89,755	89,755
01501000	Parks Maint. Administration	52708	Repair/Maint - Art	649	0	4,500	4,500	4,500
			Object Total	649	0	4,500	4,500	4,500
01150012	EST Support Services	52710	Repair/Maint - Comp Equip.	4,171	0	2,000	2,000	2,000
			Object Total	4,171	0	2,000	2,000	2,000
01150012	EST Support Services	52714	Repair/Maint - Video Trans Equip.	808	0	1,000	1,000	1,000
			Object Total	808	0	1,000	1,000	1,000
01150000	EST Administration	52718	Repair/Maint - PC & Printers	514	0	0	0	0
01150012	EST Support Services	52718	Repair/Maint - PC & Printers	49,562	53,842	50,000	50,000	50,000
01180000	Legal	52718	Repair/Maint - PC & Printers	0	0	324	324	324
			Object Total	50,076	53,842	50,324	50,324	50,324
01150012	EST Support Services	52719	Repair/Maint - Portable Devices	1,820	633	100	100	100
			Object Total	1,820	633	100	100	100
01150014	EST Infrastructure	52720	Repair/Maint - Servers	769	0	1,000	1,000	1,000
			Object Total	769	0	1,000	1,000	1,000
01012000	Communications	52800	Advertising/Publications	18,959	18,385	18,420	18,420	21,000
01013000	Municipal Court	52800	Advertising/Publications	0	0	30	30	30
01014000	City Clerk	52800	Advertising/Publications	4,952	8,154	9,200	9,200	9,200
01015000	Public Market	52800	Advertising/Publications	0	0	26,750	26,750	15,000
01100000	Finance	52800	Advertising/Publications	2,271	1,439	2,500	2,500	2,500
01110000	Human Resources	52800	Advertising/Publications	0	882	0	0	0
01111011	Recruiting	52800	Advertising/Publications	9,970	31,031	51,750	51,750	51,750
01150000	EST Administration	52800	Advertising/Publications	0	0	1,400	1,400	1,400
01180000	Legal	52800	Advertising/Publications	486	89	940	940	440
01181000	Prosecution	52800	Advertising/Publications	352	71	450	450	350
01200000	CD Administration	52800	Advertising/Publications	0	-36	0	0	0
01201000	Community Standards	52800	Advertising/Publications	1,363	0	1,500	1,500	1,500
01203000	Land Use	52800	Advertising/Publications	0	43	0	0	0
01204000	Engineering	52800	Advertising/Publications	33	77	100	100	100
01350000	Police Administration	52800	Advertising/Publications	1,456	99	2,500	2,500	2,500
01500000	Parks & Rec. Administration	52800	Advertising/Publications	292	50	0	0	0
01501000	Parks Maint. Administration	52800	Advertising/Publications	0	0	105	105	105
01501601	Parks Maint. Turf	52800	Advertising/Publications	0	0	61	61	61
01502000	Parks Prog. Administration	52800	Advertising/Publications	480	302	657	657	15,657
01502613	Thompson Barn	52800	Advertising/Publications	4,715	5,110	4,000	4,000	4,000
01503615	BBQ	52800	Advertising/Publications	384	530	676	676	676
01503616	Chili Challenge	52800	Advertising/Publications	213	472	772	772	772
01503617	Community Days	52800	Advertising/Publications	0	595	0	0	0
01503618	Cupids Gem	52800	Advertising/Publications	0	179	203	203	203
01503620	Freedom Run	52800	Advertising/Publications	0	0	227	227	227
01503624	Bike Ride	52800	Advertising/Publications	0	567	0	0	0
01503625	Spinach Festival	52800	Advertising/Publications	875	1,058	927	927	927
01503626	Senior Banquet	52800	Advertising/Publications	0	0	260	260	260
01504629	Senior Programs	52800	Advertising/Publications	25	0	800	800	800
01506654	Get Outdoors	52800	Advertising/Publications	49	4	400	400	400
01506655	Art & Wine Fair	52800	Advertising/Publications	300	1,300	2,100	2,100	2,100
01509646	Swimming Pools	52800	Advertising/Publications	200	103	2,061	2,061	2,061
01509647	Ad Astra Pool	52800	Advertising/Publications	254	99	2,177	2,177	2,177
01509648	Flat Rock Creek Pool	52800	Advertising/Publications	254	99	1,902	1,902	1,902
01509649	Indian Trails Pool	52800	Advertising/Publications	254	1,187	2,482	2,482	2,482
28500652	Legler Barn	52800	Advertising/Publications	250	295	1,259	1,259	1,259
80405000	Stormwater Administration	52800	Advertising/Publications	886	0	250	250	250
82500001	Rec Center Administration	52800	Advertising/Publications	0	0	26,750	26,750	32,500
82502000	Rec Center Programming	52800	Advertising/Publications	0	0	25,500	0	0
82503000	Rec Center Rentals & Events	52800	Advertising/Publications	0	0	0	5,100	5,100
82506000	Rec Center Enrichment	52800	Advertising/Publications	0	0	0	5,100	5,100
82508660	Rec Center Sports	52800	Advertising/Publications	0	0	0	5,100	5,100
82509661	Rec Center Pools	52800	Advertising/Publications	0	0	0	5,100	5,100
82510000	Rec Center Fitness	52800	Advertising/Publications	0	0	0	5,100	5,100
			Object Total	49,273	72,187	189,109	189,109	200,089
01010000	Governing Body	52805	Contingency	6,606	5,000	10,000	10,000	10,000
			Object Total	6,606	5,000	10,000	10,000	10,000
01010000	Governing Body	52810	Copying/Printings Services	66	0	150	150	150
01011000	City Administrator	52810	Copying/Printings Services	119	0	100	100	100
01012000	Communications	52810	Copying/Printings Services	27,110	36,811	52,500	52,500	54,500

ORG	ORG DESCRIPTION	OBJ	DESCRIPTION	2015 ACTUAL	2016 ACTUAL	2017 ORIGINAL BUDGET	2017 REVISED BUDGET	2018 BUDGET
01013000	Municipal Court	52810	Copying/Printings Services	1,633	1,623	3,865	3,865	3,865
01100000	Finance	52810	Copying/Printings Services	2,083	779	2,000	2,000	2,000
01110000	Human Resources	52810	Copying/Printings Services	429	0	550	550	550
01111011	Recruiting	52810	Copying/Printings Services	0	446	0	0	0
01150000	EST Administration	52810	Copying/Printings Services	0	0	1,400	1,400	1,400
01150012	EST Support Services	52810	Copying/Printings Services	4,510	1,614	5,000	5,000	5,000
01150013	EST Data Analytics	52810	Copying/Printings Services	47	0	0	0	0
01180000	Legal	52810	Copying/Printings Services	846	812	1,256	1,256	1,006
01181000	Prosecution	52810	Copying/Printings Services	36	0	286	286	286
01200000	CD Administration	52810	Copying/Printings Services	2,143	1,164	2,250	2,250	2,250
01201000	Community Standards	52810	Copying/Printings Services	46	0	250	250	250
01202000	Building Inspection	52810	Copying/Printings Services	83	419	250	250	250
01203000	Land Use	52810	Copying/Printings Services	605	36	750	750	750
01204000	Engineering	52810	Copying/Printings Services	1,979	216	2,250	2,250	1,500
01300000	Fire Administration	52810	Copying/Printings Services	2,888	1,113	755	755	755
01350000	Police Administration	52810	Copying/Printings Services	16,532	13,645	19,000	19,000	19,000
01351000	Police Investigations	52810	Copying/Printings Services	587	1,295	0	0	0
01400000	Municipal Services Admin.	52810	Copying/Printings Services	36	0	0	0	0
01402504	Traffic	52810	Copying/Printings Services	75	294	0	0	0
01403500	Facilities	52810	Copying/Printings Services	72	547	500	500	600
01404000	Fleet	52810	Copying/Printings Services	0	216	0	0	500
01502000	Parks Prog. Administration	52810	Copying/Printings Services	4,970	0	0	0	0
01502613	Thompson Barn	52810	Copying/Printings Services	108	117	744	744	744
01503615	BBQ	52810	Copying/Printings Services	300	0	1,802	1,802	1,802
01503616	Chili Challenge	52810	Copying/Printings Services	13	0	0	0	0
01503617	Community Days	52810	Copying/Printings Services	370	0	0	0	0
01503620	Freedom Run	52810	Copying/Printings Services	0	0	932	932	932
01503624	Bike Ride	52810	Copying/Printings Services	239	0	0	0	0
01507642	Programs - Nature	52810	Copying/Printings Services	0	0	2,500	2,500	2,500
80405000	Stormwater Administration	52810	Copying/Printings Services	52	273	2,000	2,000	2,000
80405500	Stormwater Maintenance	52810	Copying/Printings Services	0	0	50	50	50
			Object Total	67,977	61,421	101,140	101,140	102,740
01014000	City Clerk	52815	Court/Recording Fees	0	26	400	400	400
01100000	Finance	52815	Court/Recording Fees	0	61	0	0	0
01180000	Legal	52815	Court/Recording Fees	536	869	721	721	921
01181000	Prosecution	52815	Court/Recording Fees	0	162	108	108	208
01200000	CD Administration	52815	Court/Recording Fees	28	74	0	0	0
01204000	Engineering	52815	Court/Recording Fees	60	0	0	0	0
80405000	Stormwater Administration	52815	Court/Recording Fees	128	0	250	250	250
			Object Total	752	1,192	1,479	1,479	1,779
01010000	Governing Body	52820	Dues/Memberships	31,598	38,366	40,000	40,000	40,000
01011000	City Administrator	52820	Dues/Memberships	3,529	2,263	10,000	10,000	5,000
01012000	Communications	52820	Dues/Memberships	1,860	242	1,125	1,125	1,125
01013000	Municipal Court	52820	Dues/Memberships	1,163	1,304	1,085	1,085	1,085
01014000	City Clerk	52820	Dues/Memberships	884	134	1,000	1,000	1,000
01100000	Finance	52820	Dues/Memberships	1,552	2,383	2,000	2,000	2,500
01110000	Human Resources	52820	Dues/Memberships	1,719	2,331	2,500	2,500	2,500
01150000	EST Administration	52820	Dues/Memberships	1,989	1,614	5,000	5,000	5,000
01150012	EST Support Services	52820	Dues/Memberships	0	99	200	200	200
01150013	EST Data Analytics	52820	Dues/Memberships	423	398	0	0	0
01150014	EST Infrastructure	52820	Dues/Memberships	99	180	200	200	200
01180000	Legal	52820	Dues/Memberships	5,003	5,814	5,650	5,650	6,100
01181000	Prosecution	52820	Dues/Memberships	773	1,060	2,250	2,250	1,940
01200000	CD Administration	52820	Dues/Memberships	2,194	1,378	2,250	2,250	2,250
01202000	Building Inspection	52820	Dues/Memberships	432	445	500	500	1,000
01203000	Land Use	52820	Dues/Memberships	2,265	4,145	2,500	2,500	5,000
01204000	Engineering	52820	Dues/Memberships	3,321	3,297	3,500	3,500	3,500
01300000	Fire Administration	52820	Dues/Memberships	10,774	15,923	15,000	15,000	15,000
01350000	Police Administration	52820	Dues/Memberships	5,541	7,079	4,542	4,542	4,542
01351000	Police Investigations	52820	Dues/Memberships	964	1,269	1,898	1,898	1,898
01352000	Patrol Administration	52820	Dues/Memberships	6,174	4,040	3,078	3,078	3,078
01380000	Emergency Management	52820	Dues/Memberships	0	0	0	0	100
01400000	Municipal Services Admin.	52820	Dues/Memberships	783	590	2,000	2,000	2,100
01401502	Highways & Streets	52820	Dues/Memberships	770	945	800	800	800
01402504	Traffic	52820	Dues/Memberships	531	1,400	1,500	1,500	1,500
01403500	Facilities	52820	Dues/Memberships	30	30	590	590	900
01404000	Fleet	52820	Dues/Memberships	291	360	500	500	500
01500000	Parks & Rec. Administration	52820	Dues/Memberships	3,562	3,395	4,925	4,925	4,925
01501000	Parks Maint. Administration	52820	Dues/Memberships	255	39	263	263	563
01501500	Parks Maint. Facilities	52820	Dues/Memberships	0	0	0	0	0
01501612	Parks Support Services	52820	Dues/Memberships	285	1,099	730	730	1,730
01502000	Parks Prog. Administration	52820	Dues/Memberships	2,625	2,725	668	668	918
01503615	BBQ	52820	Dues/Memberships	385	385	395	395	395
01506655	Art & Wine Fair	52820	Dues/Memberships	0	0	1,500	1,500	1,500
01509647	Ad Astra Pool	52820	Dues/Memberships	490	500	86	86	86
01509648	Flat Rock Creek Pool	52820	Dues/Memberships	779	789	86	86	86
01509649	Indian Trails Pool	52820	Dues/Memberships	490	500	86	86	86
01509651	Swim Team	52820	Dues/Memberships	1,018	612	472	472	472
80405000	Stormwater Administration	52820	Dues/Memberships	1,338	1,458	2,500	2,500	2,500
80405500	Stormwater Maintenance	52820	Dues/Memberships	465	465	500	500	700
82500001	Rec Center Administration	52820	Dues/Memberships	0	0	2,500	2,500	2,500

ORG	ORG DESCRIPTION	OBJ	DESCRIPTION	2015 ACTUAL	2016 ACTUAL	2017 ORIGINAL BUDGET	2017 REVISED BUDGET	2018 BUDGET
82501001	Rec Center Facilities	52820	Dues/Memberships	0	0	150	150	150
82509661	Rec Center Pools	52820	Dues/Memberships	0	0	1,010	1,010	1,010
			Object Total	96,354	109,056	125,539	125,539	126,439
01010000	Governing Body	52825	Association Dues	5,667	0	0	0	0
01100000	Finance	52825	Association Dues	615	414	685	685	700
01110000	Human Resources	52825	Association Dues	0	0	0	0	0
01200000	CD Administration	52825	Association Dues	230	379	0	0	0
01203000	Land Use	52825	Association Dues	50	30	0	0	0
01400000	Municipal Services Admin.	52825	Association Dues	0	80	500	500	500
			Object Total	6,562	903	1,185	1,185	1,200
01015000	Public Market	52830	Insurance - Property & Liability	0	0	4,375	4,375	7,500
01180000	Legal	52830	Insurance - Property & Liability	404,147	310,062	483,336	483,336	498,586
			Object Total	404,147	310,062	487,711	487,711	506,086
01012000	Communications	52840	Licenses/Certifications	0	400	0	0	500
01180000	Legal	52840	Licenses/Certifications	45	0	4,000	4,000	4,000
01181000	Prosecution	52840	Licenses/Certifications	75	0	494	494	494
01200000	CD Administration	52840	Licenses/Certifications	175	505	250	250	250
01202000	Building Inspection	52840	Licenses/Certifications	613	618	1,000	1,000	1,500
01204000	Engineering	52840	Licenses/Certifications	486	72	500	500	500
01502000	Parks Prog. Administration	52840	Licenses/Certifications	0	0	75	75	75
01504628	Adult Fitness	52840	Licenses/Certifications	431	110	1,200	1,200	1,200
01505636	Camps & Shows	52840	Licenses/Certifications	0	0	0	0	1,800
80405000	Stormwater Administration	52840	Licenses/Certifications	0	72	250	250	250
82509661	Rec Center Pools	52840	Licenses/Certifications	0	0	675	675	675
			Object Total	1,825	1,777	8,444	8,444	11,244
01011000	City Administrator	52842	NRD-GF Grant	16,100	22,113	45,000	45,000	45,000
			Object Total	16,100	22,113	45,000	45,000	45,000
50052000	Economic Development - NRD	52846	NRD Rebate	207,559	201,501	300,000	300,000	300,000
			Object Total	207,559	201,501	300,000	300,000	300,000
01010000	Governing Body	52850	Postage/Shipping	0	0	150	150	150
01011000	City Administrator	52850	Postage/Shipping	0	0	100	100	100
01012000	Communications	52850	Postage/Shipping	25,264	23,584	34,000	34,000	32,000
01014000	City Clerk	52850	Postage/Shipping	6	36	34,000	34,000	34,000
01100000	Finance	52850	Postage/Shipping	34,064	30,944	1,000	1,000	1,000
01110000	Human Resources	52850	Postage/Shipping	0	239	150	150	150
01111011	Recruiting	52850	Postage/Shipping	0	452	0	0	0
01150000	EST Administration	52850	Postage/Shipping	66	18	1,500	1,500	1,500
01150012	EST Support Services	52850	Postage/Shipping	1,022	1,206	1,100	1,100	1,100
01180000	Legal	52850	Postage/Shipping	26	56	516	516	516
01181000	Prosecution	52850	Postage/Shipping	30	0	108	108	108
01200000	CD Administration	52850	Postage/Shipping	20	0	0	0	0
01300000	Fire Administration	52850	Postage/Shipping	906	169	250	250	250
01350000	Police Administration	52850	Postage/Shipping	3,005	3,767	5,000	5,000	5,000
01402504	Traffic	52850	Postage/Shipping	91	0	250	250	250
01404000	Fleet	52850	Postage/Shipping	22	0	0	0	0
01500000	Parks & Rec. Administration	52850	Postage/Shipping	93	0	4,873	4,873	4,873
01502000	Parks Prog. Administration	52850	Postage/Shipping	0	0	1,818	1,818	1,818
01503620	Freedom Run	52850	Postage/Shipping	225	0	593	593	593
01506655	Art & Wine Fair	52850	Postage/Shipping	0	0	1,075	1,075	1,075
28500652	Legler Barn	52850	Postage/Shipping	0	0	171	171	171
80405000	Stormwater Administration	52850	Postage/Shipping	0	0	250	250	250
80405500	Stormwater Maintenance	52850	Postage/Shipping	15	27	120	120	120
			Object Total	64,855	60,497	87,024	87,024	85,024
01011006	CDBG	52855	Public Notices	0	69	0	0	0
01203000	Land Use	52855	Public Notices	1,205	1,212	1,500	1,500	1,500
			Object Total	1,205	1,281	1,500	1,500	1,500
01180000	Legal	52857	Litigation	0	0	3,300	3,300	3,300
			Object Total	0	0	3,300	3,300	3,300
01011000	City Administrator	52870	Subscriptions	180	147	500	500	500
01012000	Communications	52870	Subscriptions	775	130	650	650	650
01014000	City Clerk	52870	Subscriptions	0	2	0	0	0
01100000	Finance	52870	Subscriptions	1,119	3,059	2,000	2,000	3,500
01110000	Human Resources	52870	Subscriptions	3,439	3,480	4,000	4,000	4,000
01180000	Legal	52870	Subscriptions	15,879	16,365	18,967	18,967	18,967
01181000	Prosecution	52870	Subscriptions	207	40	1,400	1,400	650
01200000	CD Administration	52870	Subscriptions	372	159	500	500	500
01203000	Land Use	52870	Subscriptions	1,193	396	1,500	1,500	1,000
01204000	Engineering	52870	Subscriptions	10	0	0	0	0
			Object Total	23,174	23,778	29,517	29,517	29,767
01012000	Communications	52875	Subscription Service	2,084	4,668	5,000	5,000	7,500
			Object Total	2,084	4,668	5,000	5,000	7,500
Contractual Services Total				8,164,604	8,372,950	10,916,623	11,241,225	11,386,250

ORG	ORG DESCRIPTION	OBJ	DESCRIPTION	2015 ACTUAL	2016 ACTUAL	2017 ORIGINAL BUDGET	2017 REVISED BUDGET	2018 BUDGET
01011000	City Administrator	54100	Equipment (commodities)	0	0	500	500	500
01013000	Municipal Court	54100	Equipment (commodities)	84	0	1,500	1,500	1,500
01100000	Finance	54110	Equipment (commodities)	0	765	0	0	0
01180000	Legal	54100	Equipment (commodities)	0	0	2,401	2,401	2,401
01181000	Prosecution	54100	Equipment (commodities)	0	0	271	271	271
01300000	Fire Administration	54100	Equipment (commodities)	3,691	1,658	18,000	18,000	18,000
01300302	Fire Occupational Safety	54100	Equipment (commodities)	2,000	2,382	2,500	2,500	2,500
01300303	Fire Prof. Development	54100	Equipment (commodities)	11,098	17,417	25,000	25,000	25,000
01303316	Fire Logistics Equipment	54100	Equipment (commodities)	20	0	0	0	0
01303318	EMS Training	54100	Equipment (commodities)	0	0	5,000	5,000	5,000
01350000	Police Administration	54100	Equipment (commodities)	65,906	59,779	112,000	121,821	65,000
01352000	Patrol Administration	54100	Equipment (commodities)	23,426	85,693	15,382	15,382	15,382
82501001	Rec Center Facilities	54100	Equipment (commodities)	0	0	0	0	9,220
			Object Total	106,225	167,693	182,554	192,375	144,774
01012000	Communications	54102	Equipment - Audio & Video	797	17	2,000	2,000	2,000
01150012	EST Support Services	54102	Equipment - Audio & Video	21,044	9,712	22,000	22,000	22,000
01204000	Engineering	54102	Equipment - Audio & Video	75	0	100	100	100
			Object Total	21,916	9,729	24,100	24,100	24,100
01404000	Fleet	54104	Equipment - Automotive	14,521	10,118	20,000	20,000	20,000
			Object Total	14,521	10,118	20,000	20,000	20,000
01204000	Engineering	54106	Equipment - Field	484	4,189	500	500	500
80405000	Stormwater Administration	54106	Equipment - Field	0	0	2,400	2,400	2,400
			Object Total	484	4,189	2,900	2,900	2,900
01012000	Communications	54108	Equipment - Office	90	0	750	750	750
01100000	Finance	54108	Equipment - Office	0	0	1,000	1,000	1,000
01400000	Municipal Services Admin.	54108	Equipment - Office	0	0	1,000	1,000	1,000
80405000	Stormwater Administration	54108	Equipment - Office	42	444	1,000	1,000	1,000
			Object Total	132	444	3,750	3,750	3,750
01013000	Municipal Court	54110	Equipment - Other Minor	65	0	2,000	2,000	2,000
01110000	Human Resources	54110	Equipment - Other Minor	1,370	0	0	0	0
01201000	Community Standards	54110	Equipment - Other Minor	110	0	150	150	150
01204000	Engineering	54110	Equipment - Other Minor	285	70	500	500	500
01300000	Fire Administration	54110	Equipment - Other Minor	330	773	0	0	0
01300301	Fire Preparedness	54110	Equipment - Other Minor	562	1,311	2,000	2,000	2,000
01301305	Fire Tech Rescue	54110	Equipment - Other Minor	10,130	10,604	12,500	12,500	12,500
01301306	Fire Haz Mat	54110	Equipment - Other Minor	0	0	1,000	1,000	1,000
01302312	Fire Education	54110	Equipment - Other Minor	1,375	2,103	5,000	5,000	5,000
01303314	Fire Logistics Vehicles	54110	Equipment - Other Minor	0	15	0	0	0
01303316	Fire Logistics Equipment	54110	Equipment - Other Minor	42,445	51,247	65,000	65,000	65,000
01350000	Police Administration	54110	Equipment - Other Minor	28,875	19,700	30,000	30,000	30,000
01351000	Police Investigations	54110	Equipment - Other Minor	486	3,859	6,671	6,671	6,671
01352000	Patrol Administration	54110	Equipment - Other Minor	34,767	23,605	35,722	35,722	17,722
01380000	Emergency Management	54110	Equipment - Other Minor	0	0	0	0	140
01401502	Highways & Streets	54110	Equipment - Other Minor	209	0	2,000	2,000	2,000
01402504	Traffic	54110	Equipment - Other Minor	17,403	585	0	0	0
01403500	Facilities	54110	Equipment - Other Minor	0	42	0	0	0
01404000	Fleet	54110	Equipment - Other Minor	549	463	1,500	1,500	1,500
01501500	Parks Maint. Facilities	54110	Equipment - Other Minor	2,907	360	18,571	18,571	3,571
01501601	Parks Maint. Turf	54110	Equipment - Other Minor	4,830	4,795	4,580	4,580	7,780
01501602	Parks Maint. Landscape	54110	Equipment - Other Minor	1,098	3,647	2,584	2,584	2,584
01501612	Parks Support Services	54110	Equipment - Other Minor	3,428	3,302	3,500	3,500	5,500
01502000	Parks Prog. Administration	54110	Equipment - Other Minor	0	0	107	107	107
01502613	Thompson Barn	54110	Equipment - Other Minor	16,851	0	0	0	0
01509649	Indian Trails Pool	54110	Equipment - Other Minor	0	0	4,568	4,568	4,568
80405500	Stormwater Maintenance	54110	Equipment - Other Minor	350	3,432	5,000	5,000	5,000
			Object Total	168,425	129,914	202,953	202,953	175,293
01404000	Fleet	54112	Equipment - Shop	17,260	23,790	15,000	15,000	17,000
			Object Total	17,260	23,790	15,000	15,000	17,000
01401502	Highways & Streets	54114	Equipment - Tools (hand/power)	3,728	3,700	4,000	4,000	4,000
01402504	Traffic	54114	Equipment - Tools (hand/power)	151	0	7,000	7,000	7,000
01403500	Facilities	54114	Equipment - Tools (hand/power)	2,229	2,951	5,000	5,000	5,000
01404000	Fleet	54114	Equipment - Tools (hand/power)	1,400	595	1,000	1,000	1,000
80405500	Stormwater Maintenance	54114	Equipment - Tools (hand/power)	2,686	4,187	5,000	5,000	5,000
			Object Total	10,194	11,433	22,000	22,000	22,000
01013000	Municipal Court	54150	Equipment - Computer	0	0	800	800	800
01100000	Finance	54150	Equipment - Computer	5,726	37	500	500	500
01150012	EST Support Services	54150	Equipment - Computer	46,442	97,413	48,000	48,000	48,000
01150014	EST Infrastructure	54150	Equipment - Computer	6,271	570	7,000	7,000	7,000
01180000	Legal	54150	Equipment - Computer	0	0	1,316	1,316	1,316
01181000	Prosecution	54150	Equipment - Computer	97	0	540	540	400
01204000	Engineering	54150	Equipment - Computer	70	0	100	100	100
01350000	Police Administration	54150	Equipment - Computer	31,832	55,060	60,000	60,000	60,000
01351000	Police Investigations	54150	Equipment - Computer	1,877	0	0	0	0
			Object Total	92,315	153,081	118,256	118,256	118,116

ORG	ORG DESCRIPTION	OBJ	DESCRIPTION	2015 ACTUAL	2016 ACTUAL	2017 ORIGINAL BUDGET	2017 REVISED BUDGET	2018 BUDGET
01150012	EST Support Services	54152	Equipment - LAN	0	711	15,000	15,000	15,000
01150014	EST Infrastructure	54152	Equipment - LAN	47,742	28,338	50,000	50,000	55,000
			Object Total	47,742	29,049	65,000	65,000	70,000
01150012	EST Support Services	54154	Equipment - Portable Device	1,270	1,123	500	500	500
01150014	EST Infrastructure	54154	Equipment - Portable Device	8,907	220	10,000	10,000	10,000
01204000	Engineering	54154	Equipment - Portable Device	68	0	100	100	100
			Object Total	10,245	1,343	10,600	10,600	10,600
01150012	EST Support Services	54156	Equipment - Printer	5,347	1,045	500	500	500
			Object Total	5,347	1,045	500	500	500
01150014	EST Infrastructure	54158	Equipment - Server	2,192	8,100	5,000	5,000	0
			Object Total	2,192	8,100	5,000	5,000	0
01204000	Engineering	54200	Software	2,283	2,731	2,500	2,500	2,500
01350000	Police Administration	54200	Software	1,485	9,115	5,000	5,000	5,000
			Object Total	3,768	11,845	7,500	7,500	7,500
01013000	Municipal Court	54204	Software - Other	0	0	0	0	4,000
01100000	Finance	54204	Software - Other	0	0	0	0	9,000
01400000	Municipal Services Admin.	54204	Software - Other	0	0	500	500	500
01402504	Traffic	54204	Software - Other	0	0	8,500	8,500	8,500
01404000	Fleet	54204	Software - Other	0	0	0	0	5,000
80405000	Stormwater Administration	54204	Software - Other	750	1,218	3,500	3,500	3,500
			Object Total	750	1,218	12,500	12,500	30,500
01150012	EST Support Services	54206	Software - Portable	641	80	1,000	1,000	1,000
01204000	Engineering	54206	Software - Portable	11	0	50	50	50
			Object Total	652	80	1,050	1,050	1,050
01150012	EST Support Services	54208	Software - Server	3,402	0	10,000	10,000	10,000
01150013	EST Data Analytics	54208	Software - Server	11,560	2,960	12,000	12,000	12,000
01150014	EST Infrastructure	54208	Software - Server	29,326	14,576	30,000	30,000	30,000
			Object Total	44,288	17,536	52,000	52,000	52,000
01100000	Finance	54212	Software - Personal Computer	0	0	1,000	1,000	1,000
01150012	EST Support Services	54212	Software - Personal Computer	13,003	29,251	25,000	25,000	25,000
01150014	EST Infrastructure	54212	Software - Personal Computer	112	3,310	16,000	16,000	16,000
01200000	CD Administration	54212	Software - Personal Computer	518	0	550	550	550
			Object Total	13,633	32,561	42,550	42,550	42,550
01200000	CD Administration	54300	Supplies	420	0	5,775	5,775	5,775
01201000	Community Standards	54300	Supplies	17	0	250	250	250
01202000	Building Inspection	54300	Supplies	127	28	250	250	250
01204000	Engineering	54300	Supplies	276	110	2,500	2,500	2,500
01302310	Fire Prevention	54300	Supplies	121	2,152	2,000	2,000	2,000
01302311	Fire Investigation	54300	Supplies	413	2,198	2,000	2,000	2,000
01302312	Fire Education	54300	Supplies	781	832	2,000	2,000	2,000
01350000	Police Administration	54300	Supplies	21,999	29,655	35,000	35,000	35,000
01402504	Traffic	54300	Supplies	23	24	0	0	0
01404000	Fleet	54300	Supplies	23	0	0	0	3,000
01406000	Parking Structure	54300	Supplies	0	0	15,000	15,000	15,000
02100000	Endowment	54300	Supplies	3,562	906	0	0	0
01501500	Parks Maint. Facilities	54300	Supplies	0	25	0	0	0
01501612	Parks Support Services	54300	Supplies	23,620	23,294	24,100	24,100	24,100
01502613	Thompson Barn	54300	Supplies	9,736	9,728	10,000	10,000	10,000
01502653	Parks Prog. NGA	54300	Supplies	0	0	1,676	1,676	1,676
01503619	Enchanted Forest	54300	Supplies	37	0	0	0	0
			Object Total	61,155	68,952	100,551	100,551	103,551
01401501	Snow	54302	Supplies - Aggregates	190,256	150,839	310,000	310,000	310,000
01401502	Highways & Streets	54302	Supplies - Aggregates	4,256	4,693	18,000	18,000	18,000
			Object Total	194,512	155,532	328,000	328,000	328,000
01352000	Patrol Administration	54303	Supplies - Ammunition	34,167	35,485	50,000	59,910	59,910
			Object Total	34,167	35,485	50,000	59,910	59,910
01401502	Highways & Streets	54304	Supplies - Asphalt	149,009	170,347	220,350	220,350	221,000
80405500	Stormwater Maintenance	54304	Supplies - Asphalt	0	173	2,000	2,000	2,000
			Object Total	149,009	170,520	222,350	222,350	223,000
01401502	Highways & Streets	54306	Supplies - Asphalt Release	5,961	4,612	11,000	11,000	11,000
			Object Total	5,961	4,612	11,000	11,000	11,000
01150012	EST Support Services	54310	Supplies - Computer	643	119	300	300	300
01150014	EST Infrastructure	54310	Supplies - Computer	8	0	100	100	100
			Object Total	651	119	400	400	400
01150012	EST Support Services	54311	Supplies - Mobile Device	8,047	6,261	14,000	14,000	14,000
			Object Total	8,047	6,261	14,000	14,000	14,000
01401502	Highways & Streets	54312	Supplies - Concrete	3,818	1,066	15,000	15,000	15,000
80405500	Stormwater Maintenance	54312	Supplies - Concrete	8,712	16,055	15,000	15,000	18,000
			Object Total	12,530	17,121	30,000	30,000	33,000

ORG	ORG DESCRIPTION	OBJ	DESCRIPTION	2015 ACTUAL	2016 ACTUAL	2017 ORIGINAL BUDGET	2017 REVISED BUDGET	2018 BUDGET
01401502	Highways & Streets	54314	Supplies - Crack Seal	43,596	35,856	80,000	80,000	80,000
			Object Total	43,596	35,856	80,000	80,000	80,000
80405500	Stormwater Maintenance	54316	Supplies - Erosion Control	16	549	4,000	4,000	1,500
			Object Total	16	549	4,000	4,000	1,500
01303500	Fire Logistics Facilities	54318	Supplies - Facilities	20,116	19,211	21,000	21,000	21,000
01403500	Facilities	54318	Supplies - Facilities	53,748	62,287	80,000	80,000	85,000
01500000	Parks & Rec. Administration	54318	Supplies - Facilities	0	0	11	11	11
01501612	Parks Support Services	54318	Supplies - Facilities	0	0	8,000	8,000	8,000
82502659	Rec Center Support Services	54318	Supplies - Facilities	0	0	7,000	7,000	7,000
			Object Total	73,864	81,498	116,011	116,011	121,011
01202000	Building Inspection	54320	Supplies - Field	46	241	0	0	0
01204000	Engineering	54320	Supplies - Field	1,178	640	0	0	0
01401502	Highways & Streets	54320	Supplies - Field	245	1,144	1,500	1,500	1,500
80405000	Stormwater Administration	54320	Supplies - Field	78	0	0	0	0
			Object Total	1,547	2,025	1,500	1,500	1,500
01401502	Highways & Streets	54322	Supplies - Ground	1,392	2,114	7,550	7,550	7,550
01501601	Parks Maint. Turf	54322	Supplies - Ground	67,208	67,041	74,156	74,156	102,055
01501602	Parks Maint. Landscape	54322	Supplies - Ground	28,478	44,086	41,561	41,561	41,561
01501612	Parks Support Services	54322	Supplies - Ground	17,684	17,767	20,415	20,415	20,415
01502613	Thompson Barn	54322	Supplies - Ground	8,668	7,417	8,738	8,738	8,738
01503615	BBQ	54322	Supplies - Ground	8,721	13,038	3,443	3,443	3,443
01503616	Chili Challenge	54322	Supplies - Ground	182	454	2,000	2,000	2,000
01503619	Enchanted Forest	54322	Supplies - Ground	515	4,206	2,882	2,882	2,882
01503620	Freedom Run	54322	Supplies - Ground	892	1,505	3,000	3,000	3,000
01503625	Spinach Festival	54322	Supplies - Ground	0	181	1,734	1,734	1,734
01509647	Ad Astra Pool	54322	Supplies - Ground	26,206	27,597	24,126	24,126	24,126
01509648	Flat Rock Creek Pool	54322	Supplies - Ground	15,234	23,716	17,611	17,611	17,611
01509649	Indian Trails Pool	54322	Supplies - Ground	36,527	34,015	23,691	23,691	23,691
28500652	Legler Barn	54322	Supplies - Ground	0	0	1,266	1,266	1,266
43501706	Street Tree Zone 1	54322	Supplies - Ground	3,084	460	10,000	10,000	10,000
44501707	Street Tree Zone 2	54322	Supplies - Ground	31,354	17,532	25,000	25,000	25,000
45501708	Street Tree Zone 3	54322	Supplies - Ground	34,915	3,819	20,000	20,000	20,000
			Object Total	281,060	264,947	287,173	287,173	315,072
01401502	Highways & Streets	54324	Supplies - Herbicides	0	0	5,100	5,100	5,100
80405500	Stormwater Maintenance	54324	Supplies - Herbicides	3,894	2,238	5,000	5,000	4,000
			Object Total	3,894	2,238	10,100	10,100	9,100
01401502	Highways & Streets	54326	Supplies - Iron/Steel	202	111	1,250	1,250	1,250
01402504	Traffic	54326	Supplies - Iron/Steel	29,852	31,217	58,000	58,000	58,000
01404000	Fleet	54326	Supplies - Iron/Steel	4,855	7,844	5,000	5,000	8,000
80405500	Stormwater Maintenance	54326	Supplies - Iron/Steel	1,274	1,734	3,000	3,000	2,500
			Object Total	36,183	40,906	67,250	67,250	69,750
01401502	Highways & Streets	54328	Supplies - Lumber	206	210	3,000	3,000	3,000
80405500	Stormwater Maintenance	54328	Supplies - Lumber	799	1,070	2,000	2,000	1,400
			Object Total	1,005	1,280	5,000	5,000	4,400
01401501	Snow	54329	Supplies - Magnesium Chloride	29,757	31,810	50,000	50,000	50,000
			Object Total	29,757	31,810	50,000	50,000	50,000
01110000	Human Resources	54330	Supplies - Medical (disposable)	531	583	750	750	750
01200000	CD Administration	54330	Supplies - Medical (disposable)	354	639	0	0	0
01303316	Fire Logistics Equipment	54330	Supplies - Medical (disposable)	353	2,280	0	0	0
01303318	EMS Training	54330	Supplies - Medical (disposable)	0	0	6,000	6,000	6,000
01350000	Police Administration	54330	Supplies - Medical (disposable)	2,368	2,021	5,000	5,000	5,000
01352000	Patrol Administration	54330	Supplies - Medical (disposable)	3,282	4,370	2,052	2,052	2,052
01401502	Highways & Streets	54330	Supplies - Medical (disposable)	0	0	200	200	200
01402504	Traffic	54330	Supplies - Medical (disposable)	30	0	0	0	0
01404000	Fleet	54330	Supplies - Medical (disposable)	30	0	100	100	100
01501000	Parks Maint. Administration	54330	Supplies - Medical (disposable)	1,216	676	1,789	1,789	1,789
01509647	Ad Astra Pool	54330	Supplies - Medical (disposable)	1,309	2,057	8,770	8,770	8,770
01509648	Flat Rock Creek Pool	54330	Supplies - Medical (disposable)	908	1,549	1,266	1,266	1,266
01509649	Indian Trails Pool	54330	Supplies - Medical (disposable)	6,083	4,024	7,657	7,657	7,657
80405500	Stormwater Maintenance	54330	Supplies - Medical (disposable)	0	0	100	100	0
			Object Total	16,464	18,200	33,684	33,684	33,584
01303316	Fire Logistics Equipment	54332	Supplies - Medical (durable)	1,470	9,350	0	0	0
01303318	EMS Training	54332	Supplies - Medical (durable)	0	0	6,000	6,000	16,000
			Object Total	1,470	9,350	6,000	6,000	16,000
01401502	Highways & Streets	54334	Supplies - Motor Vehicle	20	3	600	600	600
01404000	Fleet	54334	Supplies - Motor Vehicle	338,135	361,983	320,000	320,000	340,000
01500000	Parks & Rec. Administration	54334	Supplies - Motor Vehicle	0	0	88	88	88
01501000	Parks Maint. Administration	54334	Supplies - Motor Vehicle	0	0	72	72	72
			Object Total	338,155	361,986	320,760	320,760	340,760
01010000	Governing Body	54336	Supplies - Office	23	16	500	500	500
01011000	City Administrator	54336	Supplies - Office	1,119	881	1,000	1,000	1,000
01012000	Communications	54336	Supplies - Office	546	356	1,100	1,100	1,100

ORG	ORG DESCRIPTION	OBJ	DESCRIPTION	2015	2016	2017	2017	2018
				ACTUAL	ACTUAL	ORIGINAL BUDGET	REVISED BUDGET	BUDGET
01013000	Municipal Court	54336	Supplies - Office	2,099	2,496	4,224	4,224	4,224
01014000	City Clerk	54336	Supplies - Office	329	22.66	500	500	500
01100000	Finance	54336	Supplies - Office	7,152	5,996	10,000	10,000	10,000
01110000	Human Resources	54336	Supplies - Office	1,971	2,061	2,500	2,500	2,500
01150000	EST Administration	54336	Supplies - Office	148	123	300	300	300
01150012	EST Support Services	54336	Supplies - Office	237	-14	500	500	500
01180000	Legal	54336	Supplies - Office	1,039	1,371	4,754	4,754	4,754
01181000	Prosecution	54336	Supplies - Office	57	24	948	948	448
01200000	CD Administration	54336	Supplies - Office	3,071	1,774	0	0	0
01202000	Building Inspection	54336	Supplies - Office	0	72	0	0	0
01203000	Land Use	54336	Supplies - Office	64	0	1,000	1,000	1,000
01204000	Engineering	54336	Supplies - Office	290	70	0	0	0
01300000	Fire Administration	54336	Supplies - Office	4,484	4,267	7,500	7,500	7,500
01350000	Police Administration	54336	Supplies - Office	17,068	19,931	35,000	35,000	35,000
01351000	Police Investigations	54336	Supplies - Office	53	222	0	0	0
01352000	Patrol Administration	54336	Supplies - Office	1,115	544	0	0	0
01400000	Municipal Services Admin.	54336	Supplies - Office	1,299	2,048	6,000	6,000	6,000
01401502	Highways & Streets	54336	Supplies - Office	150	338	500	500	500
01402504	Traffic	54336	Supplies - Office	0	0	500	500	500
01403500	Facilities	54336	Supplies - Office	34	28.7	0	0	0
01404000	Fleet	54336	Supplies - Office	598	336	400	400	400
01500000	Parks & Rec. Administration	54336	Supplies - Office	343	897	698	698	698
01501000	Parks Maint. Administration	54336	Supplies - Office	0	0	108	108	108
01502000	Parks Prog. Administration	54336	Supplies - Office	779	908	3,192	3,192	3,192
01503619	Enchanted Forest	54336	Supplies - Office	137	0	0	0	0
01506655	Art & Wine Fair	54336	Supplies - Office	0	0	150	150	150
01509647	Ad Astra Pool	54336	Supplies - Office	0	0	89	1,267	89
01509648	Flat Rock Creek Pool	54336	Supplies - Office	0	0	30	1,208	30
01509649	Indian Trails Pool	54336	Supplies - Office	-38	64	166	1,344	166
28500652	Legler Barn	54336	Supplies - Office	0	0	947	947	947
80405500	Stormwater Maintenance	54336	Supplies - Office	0	36	0	0	0
82500001	Rec Center Administration	54336	Supplies - Office	0	0	26,000	26,000	26,000
			Object Total	44,167	44,868	108,606	112,140	108,106
01401502	Highways & Streets	54338	Supplies - Oil Tack	5,991	5,056	8,625	8,625	9,000
			Object Total	5,991	5,056	8,625	8,625	9,000
01011000	City Administrator	54340	Supplies - Operational	0	0	300	300	300
01015000	Public Market	54340	Supplies - Operational	0	0	4,375	4,375	7,500
01150014	EST Infrastructure	54340	Supplies - Operational	100	0	200	200	200
01350000	Police Administration	54340	Supplies - Operational	2,151	2,129	4,000	4,000	4,000
01352000	Patrol Administration	54340	Supplies - Operational	171	12	0	0	0
01401502	Highways & Streets	54340	Supplies - Operational	108	0	0	0	0
01402503	Street Lights	54340	Supplies - Operational	64,558	39,339	85,000	85,000	85,000
01402504	Traffic	54340	Supplies - Operational	124,485	95,953	87,000	87,000	97,000
01500000	Parks & Rec. Administration	54340	Supplies - Operational	409	1,109	1,136	1,136	1,136
01501000	Parks Maint. Administration	54340	Supplies - Operational	6,177	9,304	19,921	19,921	19,921
01501500	Parks Maint. Facilities	54340	Supplies - Operational	83,460	79,056	102,445	102,445	123,435
01501612	Parks Support Services	54340	Supplies - Operational	1,148	29	2,740	2,740	2,740
01502000	Parks Prog. Administration	54340	Supplies - Operational	0	9	1,084	1,084	1,834
01502613	Thompson Barn	54340	Supplies - Operational	11,510	11,711	11,492	11,492	11,492
01502614	Parks Prog. Other	54340	Supplies - Operational	9,869	9,692	10,000	10,000	10,000
01503615	BBQ	54340	Supplies - Operational	19,914	20,585	27,544	27,544	27,544
01503616	Chili Challenge	54340	Supplies - Operational	17,102	14,108	15,299	15,299	15,299
01503617	Community Days	54340	Supplies - Operational	228	212	807	807	807
01503618	Cupids Gem	54340	Supplies - Operational	0	112	150	150	150
01503619	Enchanted Forest	54340	Supplies - Operational	926	285	0	0	0
01503620	Freedom Run	54340	Supplies - Operational	11,838	10,535	7,859	7,859	7,859
01503621	Holiday Lights	54340	Supplies - Operational	183	92	1,200	1,200	1,200
01503623	Other Events	54340	Supplies - Operational	4,300	5,541	6,532	6,532	6,532
01503624	Bike Ride	54340	Supplies - Operational	13,706	9,291	1,500	1,500	1,500
01503625	Spinach Festival	54340	Supplies - Operational	4,036	1,570	3,156	3,156	3,156
01503626	Senior Banquet	54340	Supplies - Operational	1,355	0	1,325	1,325	1,325
01503627	Tails on Trails	54340	Supplies - Operational	872	426	600	600	600
01503656	Bridal Show	54340	Supplies - Operational	463	601	500	500	500
01504628	Adult Fitness	54340	Supplies - Operational	894	386	1,197	1,197	1,197
01504629	Senior Programs	54340	Supplies - Operational	2,363	2,198	4,391	4,391	4,791
01504630	Adult Sports	54340	Supplies - Operational	225	35	2,250	2,250	2,250
01504632	Parks & Recreation - Other	54340	Supplies - Operational	4	0	0	0	0
01505633	Youth Trips	54340	Supplies - Operational	0	0	300	0	0
01505634	Youth Sports	54340	Supplies - Operational	0	2,069	3,500	3,500	4,000
01505635	Arts & Crafts	54340	Supplies - Operational	239	421	2,846	2,846	2,846
01505636	Camps & Shows	54340	Supplies - Operational	0	0	0	0	7,300
01506637	Arts Council	54340	Supplies - Operational	656	660	500	500	500
01506638	Prog Cook	54340	Supplies - Operational	31	99	250	250	250
01506640	Prog Dance	54340	Supplies - Operational	4,224	6,223	3,700	3,700	0
01506654	Get Outdoors	54340	Supplies - Operational	1,290	257	1,750	1,750	1,750
01506655	Art & Wine Fair	54340	Supplies - Operational	2,145	1,206	5,050	5,050	5,050
01507642	Programs - Nature	54340	Supplies - Operational	4,937	9,092	13,935	13,935	13,435
01507643	Community Gardens	54340	Supplies - Operational	559	1,017	1,000	1,000	1,000
01508645	Tennis	54340	Supplies - Operational	0	0	1,200	1,200	1,200
01509646	Swimming Pools	54340	Supplies - Operational	625	1,705	3,100	3,100	11,360
01509647	Ad Astra Pool	54340	Supplies - Operational	562	920	783	783	783
01509648	Flat Rock Creek Pool	54340	Supplies - Operational	753	1,374	4,809	4,809	4,809
01509649	Indian Trails Pool	54340	Supplies - Operational	942	1,405	2,084	2,084	2,084

ORG	ORG DESCRIPTION	OBJ	DESCRIPTION	2015 ACTUAL	2016 ACTUAL	2017 ORIGINAL BUDGET	2017 REVISED BUDGET	2018 BUDGET
01509651	Swim Team	54340	Supplies - Operational	2,366	3,228	2,009	2,009	11,009
28500652	Legler Barn	54340	Supplies - Operational	0	0	187	187	187
80405500	Stormwater Maintenance	54340	Supplies - Operational	5,758	6,471	6,000	6,000	8,000
82502000	Rec Center Programming	54340	Supplies - Operational	0	0	35,000	0	0
82502659	Rec Center Support Services	54340	Supplies - Operational	0	0	12,500	12,500	25,000
82503000	Rec Center Rentals & Events	54340	Supplies - Operational	0	0	0	8,750	13,750
82506000	Rec Center Enrichment	54340	Supplies - Operational	0	0	0	8,750	8,750
82508660	Rec Center Sports	54340	Supplies - Operational	0	0	0	8,750	12,450
82509661	Rec Center Pools	54340	Supplies - Operational	0	0	20,660	20,660	20,660
82510000	Rec Center Fitness	54340	Supplies - Operational	0	0	0	8,750	8,750
			Object Total	407,642	350,469	525,166	524,866	604,191
01011000	City Administrator	54342	Supplies - Other/misc	826	53	300	300	300
01012000	Communications	54342	Supplies - Other/misc	1,021	1,017	800	800	800
01013000	Municipal Court	54342	Supplies - Other/misc	442	1,256	2,280	2,280	2,280
01100000	Finance	54342	Supplies - Other/misc	214	65	0	0	0
01110000	Human Resources	54342	Supplies - Other/misc	75	51	0	0	0
01150000	EST Administration	54342	Supplies - Other/misc	521	557	1,000	1,000	1,000
01180000	Legal	54342	Supplies - Other/misc	121	237	250	250	250
01181000	Prosecution	54342	Supplies - Other/misc	0	52	0	0	0
01204000	Engineering	54342	Supplies - Other/misc	79	3	0	0	0
01303314	Fire Logistics Vehicles	54342	Supplies - Other/misc	1,158	154	1,500	1,500	1,500
01350000	Police Administration	54342	Supplies - Other/misc	3,678	0	0	0	0
01350401	Police Towers	54342	Supplies - Other/misc	0	0	7,020	7,020	7,020
01351000	Police Investigations	54342	Supplies - Other/misc	12,264	3,475	7,000	7,000	7,000
01352000	Patrol Administration	54342	Supplies - Other/misc	52,442	27,014	75,803	75,803	75,803
01352404	Patrol Tactical	54342	Supplies - Other/misc	712	0	0	0	0
01400000	Municipal Services Admin.	54342	Supplies - Other/misc	0	0	0	0	140
01401502	Highways & Streets	54342	Supplies - Other/misc	5,401	2,447	11,700	11,700	11,700
01402503	Street Lights	54342	Supplies - Other/misc	0	59	0	0	0
01402504	Traffic	54342	Supplies - Other/misc	703	5,775	30,000	30,000	20,000
01403500	Facilities	54342	Supplies - Other/misc	427	440	500	500	500
01404000	Fleet	54342	Supplies - Other/misc	3,870	8,078	6,100	6,100	7,000
01500000	Parks & Rec. Administration	54342	Supplies - Other/misc	506	83	88	88	88
01502000	Parks Prog. Administration	54342	Supplies - Other/misc.	36	91	15,000	15,000	0
01502613	Thompson Barn	54342	Supplies - Other/misc	160	60	0	0	0
01503616	Chili Challenge	54342	Supplies - Other/misc	35	2,027	0	0	0
01503615	BBQ	54342	Supplies - Other/misc.	0	0	0	0	5,300
01503618	Cupids Gem	54342	Supplies - Other/misc	447	70	0	0	0
01503620	Freedom Run	54342	Supplies - Other/misc	36	23.1	0	0	0
01503625	Spinach Festival	54342	Supplies - Other/misc	3,201	3,710	1,600	1,600	1,600
01504628	Adult Fitness	54342	Supplies - Other/misc	0	0	0	0	0
01504629	Senior Programs	54342	Supplies - Other/misc	0	18	0	0	0
01504631	Adult Trips	54342	Supplies - Other/misc	8,924	9,358	800	800	800
01505634	Youth Sports	54342	Supplies - Other/misc	175	174.56	0	0	0
01505636	Camps & Shows	54342	Supplies - Other/misc	0	0	150	450	450
01506637	Arts Council	54342	Supplies - Other/misc	766	284	0	0	0
01506655	Art & Wine Fair	54342	Supplies - Other/misc	2,193	3,176	4,067	4,067	4,067
01507642	Programs - Nature	54342	Supplies - Other/misc	31	249.39	0	0	0
26350000	Drug & Alcohol Awareness	54342	Supplies - Other/misc	24,961	25,054	35,046	35,046	30,056
80405500	Stormwater Maintenance	54342	Supplies - Other/misc	5,003	11,063	12,170	12,170	12,280
82500001	Rec Center Administration	54342	Supplies - Other/misc	0	0	2,000	2,000	4,000
			Object Total	130,428	106,174	215,174	215,474	193,934
80405500	Stormwater Maintenance	54344	Supplies - Pipe	10,014	5,717	9,000	9,000	9,000
			Object Total	10,014	5,717	9,000	9,000	9,000
80405500	Stormwater Maintenance	54346	Supplies - Plant Materials	1,706	1,085	3,000	3,000	3,000
			Object Total	1,706	1,085	3,000	3,000	3,000
01401502	Highways & Streets	54348	Supplies - Propane	2,457	4,400	6,000	6,000	6,000
			Object Total	2,457	4,400	6,000	6,000	6,000
80405500	Stormwater Maintenance	54350	Supplies - Rock	739	1,035	7,000	7,000	5,000
			Object Total	739	1,035	7,000	7,000	5,000
01401502	Highways & Streets	54352	Supplies - Soil	133	164	1,185	1,185	1,185
80405500	Stormwater Maintenance	54352	Supplies - Soil	0	628	2,000	2,000	2,000
			Object Total	133	792	3,185	3,185	3,185
80405000	Stormwater Administration	54356	Supplies - Stormwater	499	483	15,000	15,000	15,000
80405500	Stormwater Maintenance	54356	Supplies - Stormwater	3,361	843	20,000	20,000	20,000
			Object Total	3,860	1,325	35,000	35,000	35,000
01401502	Highways & Streets	54358	Supplies - Street	8,066	9,895	18,200	18,200	18,000
			Object Total	8,066	9,895	18,200	18,200	18,000
01011000	City Administrator	54405	Books/Videos	63	0	100	100	100
01012000	Communications	54405	Books/Videos	0	24	300	300	300
01100000	Finance	54405	Books/Videos	0	0	500	500	500
01110000	Human Resources	54405	Books/Videos	0	58	350	350	350
01180000	Legal	54405	Books/Videos	40	0	1,416	1,416	1,416
01181000	Prosecution	54405	Books/Videos	0	0	580	580	180
01202000	Building Inspection	54405	Books/Videos	112	248	1,500	1,500	6,000
01203000	Land Use	54405	Books/Videos	60	0	0	0	0


ORG	ORG DESCRIPTION	OBJ	DESCRIPTION	2015 ACTUAL	2016 ACTUAL	2017 ORIGINAL BUDGET	2017 REVISED BUDGET	2018 BUDGET
01350000	Police Administration	54405	Books/Videos	0	0	2,000	2,000	2,000
01404000	Fleet	54405	Books/Videos	0	0	750	750	750
			Object Total	275	330	7,496	7,496	11,596
01011000	City Administrator	54407	Learning About Lenexa	2,078	1,288	3,000	3,000	3,000
			Object Total	2,078	1,288	3,000	3,000	3,000
01404000	Fleet	54420	Fuel	357,798	312,543	736,000	736,000	736,000
			Object Total	357,798	312,543	736,000	736,000	736,000
01013000	Municipal Court	54425	Furniture	196	6,300	500	500	500
01150000	EST Administration	54425	Furniture	863	0	0	0	0
01150013	EST Data Analytics	54425	Furniture	0	2,029	0	0	0
01303500	Fire Logistics Facilities	54425	Furniture	4,534	10,845	3,000	3,000	3,000
01350000	Police Administration	54425	Furniture	13,410	6,872	10,000	10,000	10,000
01351000	Police Investigations	54425	Furniture	0	0	4,000	4,000	4,000
			Object Total	19,003	26,047	17,500	17,500	17,500
01503615	BBQ	54430	Merchandise for Resale	10,857	12,499	18,097	18,097	18,097
01503616	Chili Challenge	54430	Merchandise for Resale	7,165	6,452	3,173	3,173	3,173
01503625	Spinach Festival	54430	Merchandise for Resale	3,657	1,143	5,444	5,444	5,444
01504631	Adult Trips	54430	Merchandise for Resale	3,355	0	0	0	0
01506655	Art & Wine Fair	54430	Merchandise for Resale	4,133	4,751	5,200	5,200	5,200
01509646	Swimming Pools	54430	Merchandise for Resale	606	1,203	1,500	1,500	1,500
01509647	Ad Astra Pool	54430	Merchandise for Resale	2,448	3,029	8,599	7,421	8,599
01509648	Flat Rock Creek Pool	54430	Merchandise for Resale	2,743	3,302	4,857	3,679	4,857
01509649	Indian Trails Pool	54430	Merchandise for Resale	6,293	6,028	10,554	9,376	10,554
01509651	Swim Team	54430	Merchandise for Resale	409	0	1,387	1,387	1,387
82500001	Rec Center Administration	54430	Merchandise for Resale	0	0	3,000	3,000	3,000
			Object Total	41,666	38,408	61,811	58,277	61,811
01010000	Governing Body	54432	Recognition	2,596	1,985	3,500	3,500	3,500
01012000	Communications	54432	Recognition	0	515	520	520	520
01011000	City Administrator	54432	Recognition	425	0	500	500	500
01110000	Human Resources	54432	Recognition	10,330	7,964	10,000	10,000	10,000
01200000	CD Administration	54432	Recognition	91	561	500	500	500
01203000	Land Use	54432	Recognition	0	186	0	0	0
01400000	Municipal Services Admin.	54432	Recognition	473	145	1,000	1,000	1,000
			Object Total	13,915	11,356	16,020	16,020	16,020
01110000	Human Resources	54434	Recognition - Events	6,289	6,678	10,250	10,250	10,250
01204000	Engineering	54434	Recognition - Events	152	0	250	250	250
			Object Total	6,441	6,678	10,500	10,500	10,500
01010000	Governing Body	54442	Uniforms	315	0	1,000	750	1,000
01012000	Communications	54442	Uniforms	215	0	400	400	400
01013000	Municipal Court	54442	Uniforms	327	0	700	700	700
01110000	Human Resources	54442	Uniforms	0	80	0	0	0
01201000	Community Standards	54442	Uniforms	490	318	750	750	750
01202000	Building Inspection	54442	Uniforms	1,286	951	3,000	3,000	3,000
01203000	Land Use	54442	Uniforms	35	172	250	250	250
01204000	Engineering	54442	Uniforms	2,132	979	3,000	3,000	3,000
01303316	Fire Logistics Equipment	54442	Uniforms	140,733	123,097	115,000	115,000	130,000
01350000	Police Administration	54442	Uniforms	27,307	27,807	37,103	37,103	40,103
01351000	Police Investigations	54442	Uniforms	397	3,673	3,694	3,694	3,694
01352000	Patrol Administration	54442	Uniforms	50,610	56,214	41,927	41,927	41,927
01380000	Emergency Management	54442	Uniforms	0	0	0	0	325
01400000	Municipal Services Admin.	54442	Uniforms	0	0	0	0	325
01403500	Facilities	54442	Uniforms	0	0	325	325	0
01404000	Fleet	54442	Uniforms	0	729	0	0	0
01500000	Parks & Rec. Administration	54442	Uniforms	1,047	0	1,063	1,063	1,063
01501000	Parks Maint. Administration	54442	Uniforms	486	0	0	0	550
01501612	Parks Support Services	54442	Uniforms	1,906	2,122	5,078	5,078	5,078
01502000	Parks Prog. Administration	54442	Uniforms	0	0	2,075	2,075	2,575
01502613	Thompson Barn	54442	Uniforms	0	0	300	300	300
01507642	Programs - Nature	54442	Uniforms	0	0	100	100	100
01509647	Ad Astra Pool	54442	Uniforms	1,916	1,914	1,497	1,497	1,497
01509648	Flat Rock Creek Pool	54442	Uniforms	1,460	1,548	1,117	1,117	1,117
01509649	Indian Trails Pool	54442	Uniforms	3,354	2,835	2,505	2,505	2,505
80405500	Stormwater Maintenance	54442	Uniforms	0	0	0	0	700
82500001	Rec Center Administration	54442	Uniforms	0	0	5,000	5,000	5,000
82501001	Rec Center Facilities	54442	Uniforms	0	0	600	600	600
82502659	Rec Center Support Services	54442	Uniforms	0	0	1,500	1,500	1,500
82509661	Rec Center Pools	54442	Uniforms	0	0	5,925	5,925	5,925
			Object Total	234,016	222,437	233,909	233,659	253,984
01202000	Building Inspection	54444	Uniforms - Boots	476	451	0	0	0
01204000	Engineering	54444	Uniforms - Boots	150	526	0	0	0
01401502	Highways & Streets	54444	Uniforms - Boots	2,573	2,829	3,300	3,300	3,500
01402504	Traffic	54444	Uniforms - Boots	618	780	700	700	1,000
01403500	Facilities	54444	Uniforms - Boots	659	423	720	720	980
01404000	Fleet	54444	Uniforms - Boots	888	1,017	1,400	1,400	1,400
01501000	Parks Maint. Administration	54444	Uniforms - Boots	12,664	15,788	17,120	17,120	17,120
01501612	Parks Support Services	54444	Uniforms - Boots	157	215	1,175	1,175	1,175
01502000	Parks Prog. Administration	54444	Uniforms - Boots	0	0	126	126	126

ORG	ORG DESCRIPTION	OBJ	DESCRIPTION	2015 ACTUAL	2016 ACTUAL	2017 ORIGINAL BUDGET	2017 REVISED BUDGET	2018 BUDGET
01503616	Chili Challenge	54444	Uniforms - Boots	0	0	126	126	126
80405000	Stormwater Administration	54444	Uniforms - Boots	0	135	300	300	300
80405500	Stormwater Maintenance	54444	Uniforms - Boots	1,685	2,081	2,100	2,100	2,100
			Object Total	19,870	24,246	27,067	27,067	27,827
01400000	Municipal Services Admin.	54446	Uniforms - Jackets/Bibs	0	35	2,000	2,000	2,000
01401502	Highways & Streets	54446	Uniforms - Jackets/Bibs	1,502	656	0	0	1,200
01402504	Traffic	54446	Uniforms - Jackets/Bibs	503	258	375	375	1,000
01403500	Facilities	54446	Uniforms - Jackets/Bibs	8	0	0	0	1,000
01404000	Fleet	54446	Uniforms - Jackets/Bibs	282	0	0	0	1000
80405500	Stormwater Maintenance	54446	Uniforms - Jackets/Bibs	1,134	218	2,000	2,000	3,000
			Object Total	3,429	1,168	4,375	4,375	9,200
01150000	EST Administration	54448	Uniforms - Clothing	422	1,296	0	0	0
01204000	Engineering	54448	Uniforms - Clothing	293	2,100	0	0	0
01400000	Municipal Services Admin.	54448	Uniforms - Clothing	356	374	600	600	1,500
01401502	Highways & Streets	54448	Uniforms - Clothing	7,892	6,767	8,300	8,300	8,300
01402504	Traffic	54448	Uniforms - Clothing	1,230	1,311	16,000	16,000	2,000
01403500	Facilities	54448	Uniforms - Clothing	1,948	1,246	1,300	1,300	1,300
01404000	Fleet	54448	Uniforms - Clothing	828	1,413	1,500	1,500	1,500
80405000	Stormwater Administration	54448	Uniforms - Clothing	0	249	1,500	1,500	1,500
80405500	Stormwater Maintenance	54448	Uniforms - Clothing	3,582	3,744	4,800	4,800	5,000
80405550	Stormwater Development	54448	Uniforms - Clothing	88	0	0	0	0
			Object Total	16,639	18,499	34,000	34,000	21,100
			Commodities Total	3,183,465	3,116,233	4,616,626	4,636,107	4,721,125
82501001	Rec Center Facilities	55100	Capital equipment	0	0	9,220	9,220	0
01380000	Emergency Management	55100	Capital equipment	0	0	0	0	20,000
			Object Total	0	0	9,220	9,220	20,000
01150012	EST Support Services	55105	Equipment - Audio & Video	0	17,080	0	0	0
01350000	Police Administration	55105	Equipment - Audio & Video	602	0	0	0	0
			Object Total	602	17,080	0	0	0
01350000	Police Administration	55110	Equipment - Automotive	208	0	0	0	0
01400000	Municipal Services Admin.	55110	Equipment - Automotive	0	0	0	0	20,000
01404000	Fleet	55110	Equipment - Automotive	0	51,531	0	0	0
80405500	Stormwater Maintenance	55110	Equipment - Automotive	0	213,760	0	214,483	20,000
			Object Total	208	265,291	0	214,483	40,000
01401502	Highways & Streets	55115	Equipment - Heavy Motorized	111,092	6,810	125,000	125,000	125,000
80405500	Stormwater Maintenance	55115	Equipment - Heavy Motorized	180,582	0	0	0	0
			Object Total	291,674	6,810	125,000	125,000	125,000
01015000	Public Market	55125	Equipment - Other Capital	0	0	15,000	15,000	15,000
01303316	Fire Logistics Equipment	55125	Equipment - Other Capital	0	0	0	0	60,000
01401502	Highways & Streets	55125	Equipment - Other Capital	5449	0	0	0	310,000
01404000	Fleet	55125	Equipment - Other Capital	0	0	145,500	145,500	0
01501500	Parks Maint. Facilities	55125	Equipment - Other Capital	52,687	25,000	46,000	25,000	25,000
01501612	Parks Support Services	55125	Equipment - Other Capital	12,466	10,977	11,406	11,406	11,406
80405500	Stormwater Maintenance	55125	Equipment - Other Capital	2,725	0	0	0	55,000
			Object Total	73,327	35,977	217,906	196,906	476,406
01404000	Fleet	55130	Equipment - Shop	29,000	0	0	0	0
			Object Total	29,000	0	0	0	0
01150012	EST Support Services	55135	Equipment - Computer	96	1,991	0	0	0
01350000	Police Administration	55135	Equipment - Computer	1,066	0	0	0	0
			Object Total	1,162	1,991	0	0	0
01150014	EST Infrastructure	55140	Equipment - LAN	0	0	5,000	387,215	5,000
			Object Total	0	0	5,000	387,215	5,000
01150014	EST Infrastructure	55155	Equipment - Server	271,562	79,199	148,400	148,400	148,400
			Object Total	271,562	79,199	148,400	148,400	148,400
01100000	Finance	55200	Software	9,000	9,000	0	0	0
			Object Total	9,000	9,000	0	0	0
01150012	EST Support Services	55210	Software - Personal Computer	13,988	15,142	33,000	33,000	33,000
			Object Total	13,988	15,142	33,000	33,000	33,000
01150014	EST Infrastructure	55220	Software - Server	35,101	69,567	50,000	50,000	50,000
			Object Total	35,101	69,567	50,000	50,000	50,000
01404000	Fleet	55230	Software - Other	4,919	4,700	5,000	5,000	0
			Object Total	4,919	4,700	5,000	5,000	0
40501709	PRIF Zone 1	55302	Art	2,800	0	0	0	0
41501710	PRIF Zone 2	55302	Art	628	0	0	0	0
			Object Total	3,428	0	0	0	0
01404000	Fleet	55305	Building	2,531	210	3,000	3,000	0
01406000	Parking Structure	55305	Building	0	0	25,000	25,000	25,000

ORG	ORG DESCRIPTION	OBJ	DESCRIPTION	2015 ACTUAL	2016 ACTUAL	2017 ORIGINAL BUDGET	2017 REVISED BUDGET	2018 BUDGET
82500001	Rec Center Administration	55305	Building	0	0	25,000	25,000	25,000
			Object Total	2,531	210	53,000	53,000	50,000
01200000	CD Administration	55315	Furniture	375	0	0	0	0
			Object Total	375	0	0	0	0
51053000	Economic Development - TIF	55810	Economic Development	297,295	681,651	3,439,715	3,439,715	4,468,545
53053000	Economic Development - TIF	55810	Economic Development	1,228,039	1,327,815	1,604,935	1,604,935	1,669,610
54053000	Economic Development - TIF	55810	Economic Development	55,688	217,424	958,185	958,185	771,125
56051000	Economic Development - CID	55810	Economic Development	550,411	512,395	643,500	643,500	643,500
57051000	Economic Development - CID	55810	Economic Development	84,238	73,157	99,000	99,000	99,000
58051000	Economic Development - CID	55810	Economic Development	32,069	39,220	51,480	51,480	51,480
59051000	Economic Development - CID	55810	Economic Development	48,436	37,147	44,550	44,550	59,400
61051000	Economic Development - CID	55810	Economic Development	27,205	34,556	39,600	39,600	41,580
62051000	Economic Development - CID	55810	Economic Development	0	0	89,100	89,100	89,100
63053000	Economic Development - TIF	55810	Economic Development	0	0	83,580	83,580	1,197,980
64051000	Economic Development - CID	55810	Economic Development	0	0	0	0	43,560
65051000	Economic Development - CID	55810	Economic Development	0	0	0	0	23,760
66051000	Economic Development - TIF	55810	Economic Development	0	0	0	0	27,720
			Object Total	2,323,381	2,923,364	7,053,645	7,053,645	9,186,360
Capital Outlay Total				3,060,258	3,428,330	7,700,171	8,275,869	10,134,166
05700000	2003A GO Bonds	60105	Interest	41,734	33,876	23,375	23,375	11,856
05700000	2005A Special Assessment	60105	Interest	4,875	0	0	0	0
05700000	2005B GO Bonds	60105	Interest	79,035	0	0	0	0
05700000	2006C Special Assessment	60105	Interest	165,794	145,231	0	0	0
05700000	2006E GO Bonds	60105	Interest	25,891	24,091	22,292	22,292	20,491
05700000	2007B GO Bonds	60105	Interest	145,250	129,750	113,750	113,750	97,000
05700000	2008B Special Assessment	60105	Interest	110,450	100,125	88,125	88,125	75,525
05700000	2008B TIF	60105	Interest	319,226	294,550	265,552	265,552	235,551
05700000	2009A GO Bonds	60105	Interest	15,988	10,486	39,498	39,498	31,008
05700000	2009B GO Bonds	60105	Interest	212,191	0	0	0	0
05700000	2010B GO Bonds	60105	Interest	153,569	144,569	135,868	135,868	127,168
05700000	2010B Special Assessment	60105	Interest	156,050	145,400	134,600	134,600	123,350
05700000	2010C GO Refunding Bonds	60105	Interest	448,268	357,212	245,932	245,932	124,660
05700000	2011A GO Bonds	60105	Interest	105,600	91,500	77,100	77,100	62,250
05700000	2012A GO Bonds	60105	Interest	78,338	70,013	61,350	61,350	52,912
05700000	2012A Special Assessment	60105	Interest	240,069	231,631	223,194	223,194	214,532
05700000	2013A GO Bonds	60105	Interest	90,250	83,150	75,950	75,950	68,550
05700000	2013A Special Assessment	60105	Interest	22,325	21,425	20,526	20,526	19,626
05700000	2014A GO Bonds	60105	Interest	350,473	340,544	312,944	312,944	265,444
05700000	2014B GO Refunding Bonds	60105	Interest	0	81,000	201,500	201,500	161,250
05700000	2015A GO Bonds	60105	Interest	0	510,441	438,275	438,275	420,575
05700000	2015A Special Assessment	60105	Interest	0	171,169	146,450	146,450	140,000
05700000	2015A Refunding Bonds	60105	Interest	0	218,925	184,400	184,400	173,600
05700000	2015B Civic Center Bonds	60105	Interest	0	403,724	567,738	567,738	567,738
05700000	2017 GO Bonds	60105	Interest	0	0	0	0	125,000
06700000	Debt Service	60105	Interest	27,444	38,801	279,815	279,815	247,205
28056000	Economic Development - Other	60105	Interest	0	126,406	124,006	124,006	116,506
80405000	Stormwater Administration	60105	Interest	17,156	17,184	17,736	17,736	17,736
80700000	Stormwater Debt Service	60105	Interest	0	0	135,096	0	129,285
80700000	2003A SW Debt Service	60105	Interest	19,866	16,124	11,125	11,125	5,644
80700000	2005B SW Debt Service	60105	Interest	104,822	0	0	0	0
80700000	2006C SW Debt Service	60105	Interest	119,207	111,550	0	0	0
80700000	2006E SW Debt Service	60105	Interest	56,666	53,066	49,466	49,466	45,264
80700000	2007B SW Debt Service	60105	Interest	152,000	143,250	134,000	134,000	124,500
80700000	2009A SW Debt Service	60105	Interest	121,668	116,630	72,220	72,220	68,206
80700000	2010B SW Debt Service	60105	Interest	35,862	34,363	32,712	32,712	31,062
80700000	2010B SW Debt Service (SA)	60105	Interest	15,850	13,750	11,350	11,350	8,950
80700000	2010C SW Debt Service	60105	Interest	213,382	170,038	117,068	117,068	59,340
80700000	2011A SW Debt Service	60105	Interest	37,919	36,419	34,768	34,768	33,118
80700000	2012A SW Debt Service	60105	Interest	34,281	32,144	29,894	29,894	27,644
80700000	2012B SW Debt Service	60105	Interest	92,650	86,350	79,850	79,850	73,150
80700000	2013A SW Debt Service	60105	Interest	95,356	93,056	90,656	90,656	88,256
80700000	2014A SW Debt Service	60105	Interest	33,496	33,956	32,756	32,756	30,506
80700000	2014A SW Debt Service	60105	Interest	0	81,625	145,812	145,812	127,562
80700000	2015A SW Debt Service	60105	Interest	0	70,875	61,500	61,500	59,700
			Object Total	3,943,001	4,884,400	4,838,249	4,703,153	4,411,720
05700000	2003A GO Bonds	60210	Principal Redemption	196,475	210,025	230,350	230,350	237,125
05700000	2005A Special Assessment	60210	Principal Redemption	130,000	0	0	0	0
05700000	2005B GO Bonds	60210	Principal Redemption	305,000	0	0	0	0
05700000	2006C Special Assessment	60210	Principal Redemption	470,000	490,000	0	0	0
05700000	2006E GO Bonds	60210	Principal Redemption	45,000	45,000	45,000	45,000	50,000
05700000	2007B GO Bonds	60210	Principal Redemption	310,000	320,000	335,000	335,000	350,000
05700000	2008B Special Assessment	60210	Principal Redemption	295,000	300,000	315,000	315,000	325,000
05700000	2008B TIF	60210	Principal Redemption	705,000	725,000	750,000	750,000	775,000
05700000	2009A GO Bonds	60210	Principal Redemption	260,000	265,000	275,000	275,000	280,000
05700000	2009B GO Bonds	60210	Principal Redemption	390,000	0	0	0	0
05700000	2010B GO Bonds	60210	Principal Redemption	300,000	290,000	290,000	290,000	300,000
05700000	2010B Special Assessment	60210	Principal Redemption	355,000	360,000	375,000	375,000	385,000
05700000	2010C GO Refunding Bonds	60210	Principal Redemption	2,276,400	2,225,587	2,425,450	2,425,450	2,493,200
05700000	2011A GO Bonds	60210	Principal Redemption	470,000	480,000	495,000	495,000	505,000
05700000	2012A GO Bonds	60210	Principal Redemption	370,000	385,000	375,000	375,000	395,000
05700000	2012A Special Assessment	60210	Principal Redemption	375,000	375,000	385,000	385,000	405,000

ORG	ORG DESCRIPTION	OBJ	DESCRIPTION	2015 ACTUAL	2016 ACTUAL	2017 ORIGINAL BUDGET	2017 REVISED BUDGET	2018 BUDGET
05700000	2013A GO Bonds	60210	Principal Redemption	355,000	360,000	370,000	370,000	375,000
05700000	2013A Special Assessment	60210	Principal Redemption	45,000	45,000	45,000	45,000	50,000
05700000	2014A GO Bonds	60210	Principal Redemption	910,000	920,000	950,000	950,000	995,000
05700000	2014B GO Refunding Bonds	60210	Principal Redemption	0	290,000	805,000	805,000	830,000
05700000	2015A GO Bonds	60210	Principal Redemption	0	515,000	590,000	590,000	605,000
05700000	2015A Special Assessment	60210	Principal Redemption	0	190,000	215,000	215,000	220,000
05700000	2015A Refunding Bonds	60210	Principal Redemption	0	340,000	360,000	360,000	365,000
05700000	2017 GO Bonds	60210	Principal Redemption	0	0	0	0	446,294
06700000	Debt Service	60210	Principal Redemption	177,556	181,199	0	0	0
28056000	Economic Development - Other	60210	Principal Redemption	0	80,000	150,000	150,000	160,000
80700000	Stormwater Debt Service	60210	Principal Redemption	0	0	150,805	0	144,317
80700000	2003A SW Debt Service	60210	Principal Redemption	93,525	99,975	109,650	109,650	112,875
80700000	2005B SW Debt Service	60210	Principal Redemption	190,000	0	0	0	0
80700000	2006C SW Debt Service	60210	Principal Redemption	175,000	185,000	0	0	0
80700000	2006E SW Debt Service	60210	Principal Redemption	90,000	90,000	105,000	105,000	100,000
80700000	2007B SW Debt Service	60210	Principal Redemption	175,000	185,000	190,000	190,000	200,000
80700000	2009A SW Debt Service	60210	Principal Redemption	130,000	130,000	130,000	130,000	140,000
80700000	2010B SW Debt Service	60210	Principal Redemption	50,000	55,000	55,000	55,000	55,000
80700000	2010B SW Debt Service (SA)	60210	Principal Redemption	70,000	80,000	80,000	80,000	85,000
80700000	2010C SW Debt Service	60210	Principal Redemption	1,083,600	1,059,413	1,154,550	1,154,550	1,186,800
80700000	2011A SW Debt Service	60210	Principal Redemption	50,000	55,000	55,000	55,000	60,000
80700000	2012A SW Debt Service	60210	Principal Redemption	95,000	100,000	100,000	100,000	105,000
80700000	2012B SW Debt Service	60210	Principal Redemption	315,000	325,000	335,000	335,000	335,000
80700000	2013A SW Debt Service	60210	Principal Redemption	115,000	120,000	120,000	120,000	125,000
80700000	2014A SW Debt Service	60210	Principal Redemption	40,000	40,000	45,000	45,000	45,000
80700000	2014A SW Debt Service	60210	Principal Redemption	0	180,000	365,000	365,000	390,000
80700000	2015A SW Debt Service	60210	Principal Redemption	0	50,000	60,000	60,000	65,000
	Object Total			11,412,556	12,146,199	12,835,805	12,685,000	13,695,611
	Debt Service Total			15,355,557	17,030,599	17,674,054	17,388,153	18,107,331
01030000	Transfers	70100	Transfers	5,385	59,180	5,000	5,000	21,000
05700000	Debt Service	70100	Transfers	0	0	504,495	504,495	691,000
25401502	Special Highway - Streets	70100	Transfers	1,331,909	1,626,199	1,399,780	1,399,780	1,434,560
26350000	Drug & Alcohol Awareness	70100	Transfers	32,206	63,937	61,000	61,000	66,500
27501000	Special Parks & Recreation	70100	Transfers	252,441	248,925	255,046	255,046	256,556
28056000	Economic Development - Other	70100	Transfers	23,000	23,000	269,938	269,938	879,755
40501703	PRIF Zone 1	70100	Transfers	24,598	0	225,000	225,000	275,000
41501704	PRIF Zone 2	70100	Transfers	0	0	100,000	100,000	100,000
42501705	PRIF Zone 3	70100	Transfers	0	0	75,000	75,000	65,000
46402000	TIP Zone 1	70100	Transfers	305,932	210,000	220,000	220,000	320,000
47402000	TIP Zone 2	70100	Transfers	310,200	0	75,000	75,000	102,000
48402000	TIP Zone 3	70100	Transfers	0	0	75,000	75,000	76,000
51053000	Economic Development - TIF	70100	Transfers	950,860	779,711	17,285	17,285	22,455
52053000	Economic Development - TIF	70100	Transfers	219,303	225,700	0	0	0
53053000	Economic Development - TIF	70100	Transfers	2,694	3,013	8,065	8,065	8,390
54053000	Economic Development - TIF	70100	Transfers	0	0	4,815	4,815	3,875
56051000	Economic Development - CID	70100	Transfers	0	10,735	6,500	6,500	6,500
57051000	Economic Development - CID	70100	Transfers	0	1,590	1,000	1,000	1,000
58051000	Economic Development - CID	70100	Transfers	0	720	520	520	520
59051000	Economic Development - CID	70100	Transfers	0	865	450	450	600
61051000	Economic Development - CID	70100	Transfers	0	624	400	400	420
62051000	Economic Development - CID	70100	Transfers	0	215	900	900	900
63053000	Economic Development - TIF	70100	Transfers	0	0	420	420	6,020
64051000	Economic Development - CID	70100	Transfers	0	0	0	0	440
65051000	Economic Development - CID	70100	Transfers	0	0	0	0	240
66051000	Economic Development - TIF	70100	Transfers	0	0	0	0	280
	Object Total			3,458,528	3,254,412	3,305,614	3,305,614	4,339,011
01030000	Transfers	70104	Transfers - CIF	18,786,844	14,955,977	10,803,792	18,699,857	14,401,500
	Object Total			18,786,844	14,955,977	10,803,792	18,699,857	14,401,500
01030000	Transfers	70110	Transfers - FMF	350,000	350,000	350,000	350,000	500,000
	Object Total			350,000	350,000	350,000	350,000	500,000
01030000	Transfers	70112	Transfers - ERF	1,400,000	1,400,000	1,400,000	1,400,000	1,500,000
	Object Total			1,400,000	1,400,000	1,400,000	1,400,000	1,500,000
80405000	Stormwater Administration	70116	Transfers - Stormwater	662,717	1,160,336	400,000	600,000	1,300,000
	Object Total			662,717	1,160,336	400,000	600,000	1,300,000
01030000	Transfers	70118	Transfers - TIF	0	0	1,111,125	1,111,125	2,079,000
54053000	Economic Development - TIF	70118	Transfers - TIF	621,864	0	0	0	0
	Object Total			621,864	0	1,111,125	1,111,125	2,079,000
01030000	Transfers	70120	Transfers - Health Care Fund	0	0	650,000	650,000	0
	Object Total			0	0	650,000	650,000	0
01030000	Transfers	70122	Transfers - Rec Center	0	0	328,408	328,408	231,948
	Object Total			0	0	328,408	328,408	231,948
01030000	Transfers	70500	Fund Balance Reserve	0	0	24,279,959	0	26,134,082
05700000	Debt Service	70500	Fund Balance Reserve	0	0	5,254,527	0	3,059,202
25401502	Special Highway - Streets	70500	Fund Balance Reserve	0	0	335,629	0	354,323
26350000	Drug & Alcohol Awareness	70500	Fund Balance Reserve	0	0	420,672	0	457,108

ORG	ORG DESCRIPTION	OBJ	DESCRIPTION	2015 ACTUAL	2016 ACTUAL	2017 ORIGINAL BUDGET	2017 REVISED BUDGET	2018 BUDGET
27501000	Special Parks & Recreation	70500	Fund Balance Reserve	0	0	60,359	0	65,235
28056000	Economic Development - Other	70500	Fund Balance Reserve	0	0	1,034,540	0	1,198,428
40501703	PRIF Zone 1	70500	Fund Balance Reserve	0	0	544,363	0	912,221
41501704	PRIF Zone 2	70500	Fund Balance Reserve	0	0	342,070	0	428,347
42501705	PRIF Zone 3	70500	Fund Balance Reserve	0	0	331,198	0	387,315
43501706	Street Tree Zone 1	70500	Fund Balance Reserve	0	0	106,273	0	106,212
44501707	Street Tree Zone 2	70500	Fund Balance Reserve	0	0	93,316	0	81,722
45501708	Street Tree Zone 3	70500	Fund Balance Reserve	0	0	191,382	0	205,004
46402000	TIP Zone 1	70500	Fund Balance Reserve	0	0	653,126	0	846,492
47402000	TIP Zone 2	70500	Fund Balance Reserve	0	0	107,550	0	205,039
48402000	TIP Zone 3	70500	Fund Balance Reserve	0	0	423,042	0	471,150
50052000	Economic Development - NRD	70500	Fund Balance Reserve	0	0	155,176	0	69,202
51053000	Economic Development - TIF	70500	Fund Balance Reserve	0	0	852,708	0	1,396,992
53053000	Economic Development - TIF	70500	Fund Balance Reserve	0	0	663	0	1,137
54053000	Economic Development - TIF	70500	Fund Balance Reserve	0	0	43,961	0	560,464
56051000	Economic Development - CID	70500	Fund Balance Reserve	0	0	119,088	0	106,397
57051000	Economic Development - CID	70500	Fund Balance Reserve	0	0	14,596	0	11,257
58051000	Economic Development - CID	70500	Fund Balance Reserve	0	0	4,168	0	6,710
59051000	Economic Development - CID	70500	Fund Balance Reserve	0	0	6,127	0	8,534
61051000	Economic Development - CID	70500	Fund Balance Reserve	0	0	9,253	0	7,982
62051000	Economic Development - CID	70500	Fund Balance Reserve	0	0	0	0	30,907
80405000	Stormwater Administration	70500	Fund Balance Reserve	0	0	1,033,001	0	827,016
			Object Total	0	0	36,416,747	0	37,938,478
01030000	Transfers	70900	Transfers Out - Accrual	-61,288	102,696	0	0	0
			Object Total	-61,288	102,696	0	0	0
			Transfers Total	25,218,665	21,223,421	54,765,686	26,445,004	62,289,937
			Grand Total	93,977,742	93,742,545	141,274,622	113,587,820	153,887,303

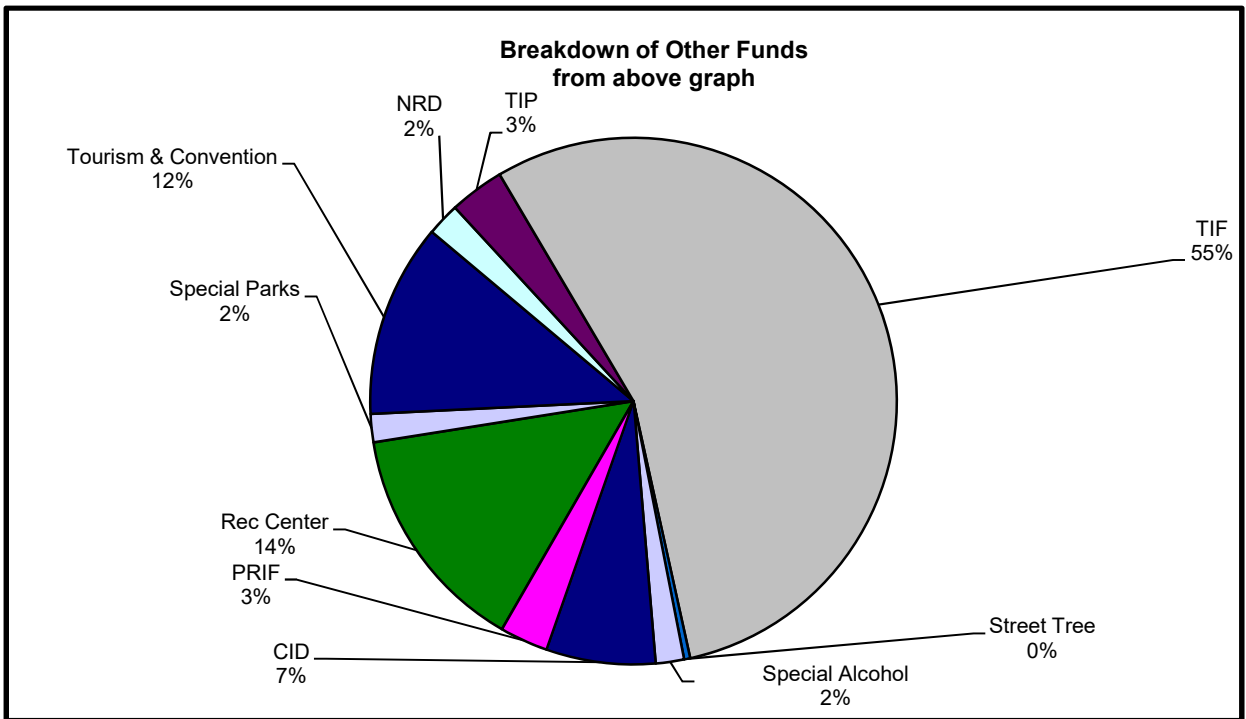
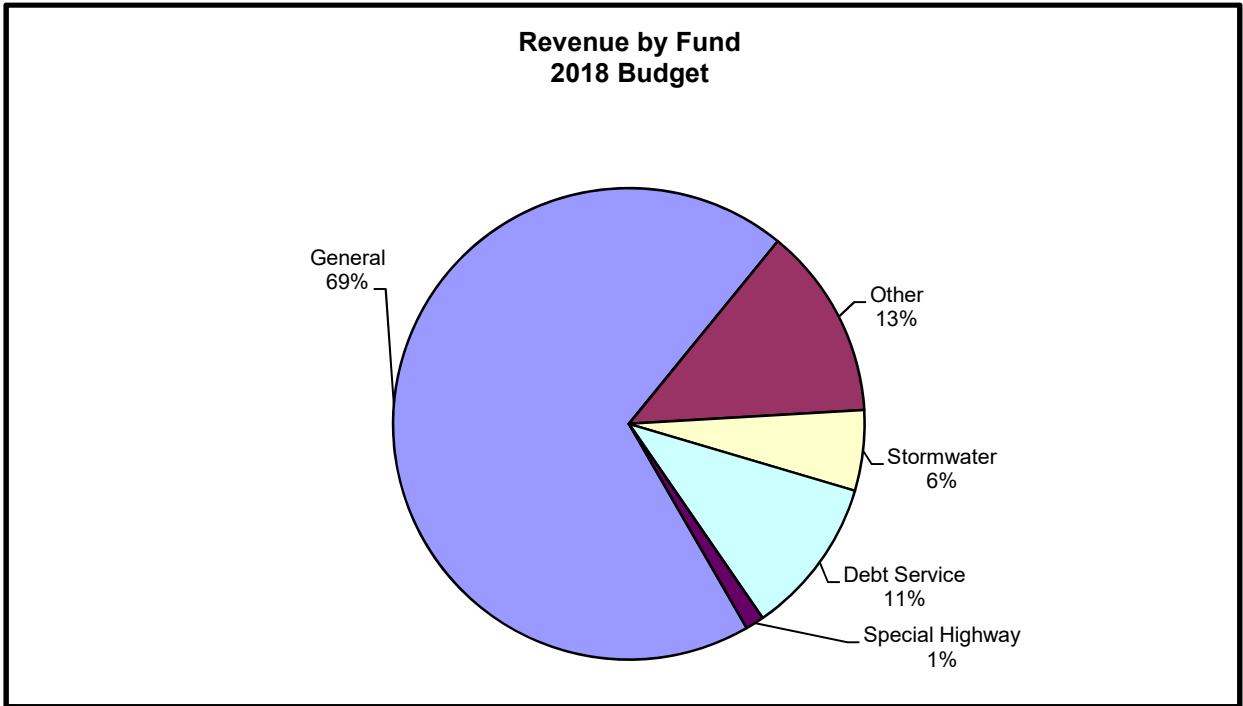


Detail Revenue by Fund

**Annual Budget Document
2018
City of Lenexa
January 1 - December 31**



Revenue by Fund



The detail supporting these graphs is on the following pages.



Detail Revenue by Fund

ORG	Fund	OBJ	DESCRIPTION	2015	2016	2017	2017	2018
				ACTUAL	ACTUAL	ORIGINAL BUDGET	REVISED BUDGET	BUDGET
01	General Fund	41110	Property Tax Current	19,917,307	20,221,891	24,357,834	24,357,834	25,551,365
01	General Fund	41115	Property Tax Delinquent	181,973	135,474	105,000	105,000	135,000
01	General Fund	41200	PILOT	0	0	225,000	225,000	270,000
			Subtotal	20,099,280	20,357,365	24,687,834	24,687,834	25,956,365
01	General Fund	42105	Communications Franchise Tax	1,046,077	1,029,449	1,050,000	1,000,000	1,000,000
01	General Fund	42110	Gas Franchise Tax	1,092,196	924,920	900,000	925,000	944,000
01	General Fund	42115	Electric Franchise Tax	4,662,466	5,063,297	4,830,000	5,064,000	5,165,000
01	General Fund	42120	Other Franchise Tax	3,032	2,000	1,000	1,000	1,000
01	General Fund	42124	Franchise Tax Gas Accrual	-38,130	54,414	0	0	0
01	General Fund	42126	Franchise Gas Electric Accrual	26,039	-38	0	0	0
01	General Fund	42128	Franchise Tax Communications Accrual	2,969	-3,856	0	0	0
01	General Fund	42200	Motor Vehicle Excise Tax	1,854,401	2,034,712	2,040,542	2,040,542	2,294,124
01	General Fund	42205	Recreational Vehicle Tax	5,449	5,823	5,908	5,908	6,396
01	General Fund	42208	Watercraft Tax	0	2,401	0	0	0
01	General Fund	42210	Heavy Truck Tax	2,258	1,891	2,069	2,069	2,461
01	General Fund	42215	Rental Excise Tax	27,812	27,072	29,286	29,286	29,183
01	General Fund	42217	Commercial motor vehicle tax	94,891	104,460	126,597	126,597	105,054
01	General Fund	42311	Sales Tax General	12,056,884	11,758,872	11,644,814	12,278,714	12,647,075
01	General Fund	42312	City Sales 3/8	4,521,331	4,409,577	4,366,936	4,604,518	4,742,654
01	General Fund	42320	Sales Tax County	7,672,235	7,730,801	7,825,680	8,748,016	9,564,413
01	General Fund	42331	Compensating Use General	4,003,615	4,327,629	4,287,872	4,327,629	4,414,182
01	General Fund	42332	Compensating Use 3/8	1,501,356	1,622,861	1,607,952	1,622,861	1,655,318
01	General Fund	42334	Compensating Use County	1,475,356	1,564,522	1,519,912	1,770,978	1,917,195
01	General Fund	42336	City Sales Tax Accrual	-249,731	271,746	0	0	0
01	General Fund	42338	County Sales Tax Accrual	-16,428	50,910	0	0	0
01	General Fund	42340	Compensating Use Accrual	83,391	41,706	0	0	0
01	General Fund	42342	3/8 Sales Tax Accrual	-92,420	98,089	0	0	0
01	General Fund	42344	3/8 Compensating Use Accrual	31,132	4,607	0	0	0
01	General Fund	42410	Special Liquor Tax	252,441	248,925	255,045	255,045	256,556
01	General Fund	42411	Special Liquor Tax Accrual	-1,106	4,877	0	0	0
01	General Fund	42425	Excise Tax	1,147,282	676,916	300,000	500,000	500,000
			Subtotal	41,164,798	42,058,582	40,793,613	43,302,163	45,244,611
01200000	General Fund	43110	Animal License	36,718	30,735	38,000	38,000	30,000
01200000	General Fund	43125	Liquor	0	0	1,500	1,500	1,500
01200000	General Fund	43130	CMB License	4,106	5,248	4,500	4,500	4,500
01200000	General Fund	43135	CMB Stamp License	50	675	500	500	500
01200000	General Fund	43140	Drinking License	10,000	12,000	10,000	10,000	10,000
01200000	General Fund	43145	Business License	490,497	495,225	500,000	500,000	500,000
01200000	General Fund	43150	Massage Therapy	9,765	9,515	10,000	10,000	10,000
01200000	General Fund	43155	License - Refuse Hauling	0	0	1,000	1,000	1,000
01200000	General Fund	43157	License - Other	130	65	0	0	0
01200000	General Fund	43205	Building Permit	1,302,333	1,409,738	900,000	1,000,000	1,000,000
01300000	General Fund	43215	Burn Permit	2,900	1,850	3,000	3,000	3,000
01300000	General Fund	43220	Blast Permit	500	2,500	2,000	2,000	2,000
01200000	General Fund	43225	Public Improvements Permit	104,181	133,609	100,000	100,000	100,000
01200000	General Fund	43227	Site Development Permit	2,100	1,600	2,500	2,500	2,500
01350000	General Fund	43235	Oversize/Overweight	50	0	0	0	0
01200000	General Fund	43242	ROW Permit	380,312	410,185	150,000	150,000	150,000
01350000	General Fund	43245	Security Permit	7,635	0	0	0	0
01200000	General Fund	43265	Sign Permit	15,865	18,640	17,500	17,500	17,500
01200000	General Fund	43950	Permit - Other	0	0	0	0	0
			Subtotal	2,367,142	2,531,585	1,740,500	1,840,500	1,832,500
01	General Fund	44205	Grant - Federal	75,197	1,973	0	0	0
			Subtotal	75,197	1,973	0	0	0
01350000	General Fund	45005	Fingerprint Fee	3,106	2,995	3,200	3,200	3,200
01350000	General Fund	45010	Police Accident Report	1,215	1,505	1,000	1,000	1,000
01350000	General Fund	45011	Police Discovery	0	13,132	11,550	11,550	11,550
01350000	General Fund	45012	Police Discovery Accident Report	5	0	0	0	2,000
01350000	General Fund	45013	Police Open Records Request	0	3,206	2,000	2,000	5,000
01350000	General Fund	45014	Police Discovery Offense Report	3,745	542	0	0	0
01350000	General Fund	45016	Police Discovery Photo DVD	1,735	280	0	0	0

ORG	Fund	OBJ	DESCRIPTION	2015	2016	2017	2017	2018
				ACTUAL	ACTUAL	ORIGINAL BUDGET	REVISED BUDGET	BUDGET
01350000	General Fund	45018	Police Discovery Postage	1,755	225	0	0	0
01350000	General Fund	45020	Police Discovery Tape DVD	8,180	1,275	0	0	0
01350000	General Fund	45024	Police Offense Report	25	0	0	0	0
01350000	General Fund	45026	Police Fee - Other	0	0	5,000	5,000	0
01350000	General Fund	45035	Police Fee - Police Report	1,825	1,345	1,500	1,500	1,500
01300000	General Fund	45050	Ambulance Fee	55,398	55,321	60,000	60,000	60,000
01300000	General Fund	45060	Standby Fee	0	750	25,000	25,000	1,000
01200000	General Fund	45110	Plan Fee	10,156	9,119	10,000	10,000	10,000
01200000	General Fund	45112	Fee - Preliminary Plan	300	0	500	500	500
01200000	General Fund	45113	Fee - Final Plan	3,600	1,800	5,000	5,000	2,500
01200000	General Fund	45114	Fee - Final Plat	6,400	2,800	7,500	7,500	2,500
01200000	General Fund	45115	Fee - Rezoning	6,876	5,350	7,500	7,500	7,500
01200000	General Fund	45116	Fee - SUP	6,650	5,200	7,500	7,500	7,500
01200000	General Fund	45118	Staff Review	5,250	1,125	5,000	5,000	2,500
01200000	General Fund	45120	Fee - Plan	3,049	2,899	2,500	2,500	2,500
01201000	General Fund	45122	Code Enforcement Fee	14,380	4,390	15,000	15,000	10,000
01200000	General Fund	45124	Rental Inspection	274,580	194,815	300,000	300,000	250,000
01200000	General Fund	45126	Special Event Fee	2,205	2,315	2,500	2,500	2,500
01200000	General Fund	45128	Vacation Petition	1,200	0	1,500	1,500	1,500
01013000	General Fund	45152	Court Appointed Attorney Fee	21,801	22,925	32,000	32,000	23,000
01013000	General Fund	45154	Court Cost	108,900	104,253	134,000	134,000	106,000
01013000	General Fund	45156	Court Fingerprint	30,604	29,582	36,500	36,500	30,000
01013000	General Fund	45158	Diversion	158,607	159,319	176,000	176,000	158,000
01013000	General Fund	45160	Monitoring	1,153	193	0	0	0
01	General Fund	45215	Economic Development Fee	35,643	68,075	30,000	30,000	40,000
01	General Fund	45232	Other Fee	200,431	200,000	200,000	200,000	200,000
01	General Fund	45235	TIF Administrative Fee	1,102	1,129	2,000	2,000	0
01401502	General Fund	45405	Dumpster Fee	16,986	25,209	12,300	12,300	20,000
01404000	General Fund	45415	Fee - Fuel	32,468	19,796	23,000	23,000	23,000
01505634	General Fund	45602	Adult Program	16,085	9,856	10,000	10,000	10,000
01504630	General Fund	45604	Adult Sports	2,468	3,241	17,000	17,000	17,000
01504628	General Fund	45606	Adult Fitness	5,802	16,073	23,000	23,000	23,000
01507642	General Fund	45610	Naturalist class	3,561	4,723	1,800	1,800	1,800
01504632	General Fund	45612	Other Programs	5,142	3,358	8,000	8,000	8,000
01504629	General Fund	45614	Senior Citizen Program	13,405	10,964	15,000	15,000	15,000
01504629	General Fund	45616	Senior Taxi	17,588	20,268	7,700	7,700	0
01504632	General Fund	45620	Special Populations	0	0	2,000	2,000	2,000
01505634	General Fund	45622	Youth Sports	1,208	3,559	28,000	28,000	28,000
01503624	General Fund	45622	Bike Ride	15,691	12,667	0	0	0
01508645	General Fund	45626	Tennis	1,958	3,451	9,771	9,771	9,771
01508645	General Fund	45628	Tennis Court Lights	218	370	400	400	400
01504632	General Fund	45630	Theatre Programs	0	0	2,000	2,000	2,000
01504631	General Fund	45634	Adult Trips	25,992	32,999	35,000	35,000	35,000
01505634	General Fund	45636	Youth Sports	978	-6	2,000	2,000	2,000
01504632	General Fund	45638	Youth Programs	47,382	76,673	64,060	64,060	64,060
01300000	General Fund	45650	CPR Class Fee	230	1,980	0	0	0
01502612	General Fund	45715	Community Center Rental	12,387	55,525	78,000	78,000	78,000
01508644	General Fund	45720	Sports Field Rental	38,929	51,167	500	500	500
01502613	General Fund	45725	Thompson Barn Rental	59,627	235,711	127,000	127,000	127,000
01502612	General Fund	45730	NGA Rental	6,175	100	3,000	3,000	0
01502614	General Fund	45735	Park Shelter Rental	40,329	42,473	30,000	30,000	30,000
01502612	General Fund	45740	Senior Center Rental	3,862	15,990	23,500	23,500	23,500
01503615	General Fund	45802	BBQ Admission	31,157	25,768	44,000	44,000	44,000
01503615	General Fund	45804	BBQ Admissions Tax	1	0	0	0	0
01503615	General Fund	45806	BBQ Contestant	36,600	37,800	40,000	40,000	40,000
01503615	General Fund	45808	BBQ Electricity	7,700	7,900	0	0	0
01503615	General Fund	45810	BBQ Parking	2,640	2,595	0	0	0
01503615	General Fund	45812	BBQ Souvenirs	2,143	2,280	4,000	4,000	4,000
01503615	General Fund	45816	BBQ Vendor	1,897	2,058	0	0	0
01503616	General Fund	45822	Chili Admissions	170	0	0	0	0
01503616	General Fund	45826	Chili Contestants	12,540	12,241	15,000	15,000	15,000
01503616	General Fund	45828	Chili Souvenir	2,516	2,182	0	0	0
01503616	General Fund	45832	Chili Vendor	713	617	0	0	0
01503611	General Fund	45835	Movie in Park Concession Vendor	75	250	0	0	0
01503619	General Fund	45835	Enchanted Forest Concession Vendor	0	75	0	0	0
01503619	General Fund	45836	Enchanted Admission	0	0	7,000	7,000	7,000
01503620	General Fund	45844	Freedom Run	34,600	29,637	35,000	35,000	35,000
01503623	General Fund	45846	Other Events	0	-5	2,000	2,000	2,000
01503625	General Fund	45848	Spinach Admission	0	0	2,000	2,000	2,000
01503625	General Fund	45852	Spinach Crafter	0	10,230	10,000	10,000	10,000
01503625	General Fund	45854	Spinach Souvenir	0	1,042	400	400	400
01503625	General Fund	45858	Spinach Vendor	1,182	1,167	1,000	1,000	1,000
01503627	General Fund	45859	Tails on Trails Vendor	25	500	0	0	0

ORG	Fund	OBJ	DESCRIPTION	2015	2016	2017	2017	2018
				ACTUAL	ACTUAL	ORIGINAL BUDGET	REVISED BUDGET	BUDGET
01503627	General Fund	45861	Tails on Trails Swim Admission	1,684	328	0	0	0
01503656	General Fund	45863	Bridal Show Booth	1,900	0	0	0	0
01506655	General Fund	45863	Art & Wine Fair Booth	4,883	4,465	4,750	4,750	4,750
01506655	General Fund	45864	Art & Wine Fair Vendors	562	492	600	600	600
01506655	General Fund	45865	Art & Wine Fair Souvenirs	376	9	500	500	500
01506655	General Fund	45866	Art & Wine Fair Souvenirs Tax	-5	0	0	0	0
01506655	General Fund	45867	Art & Wine Fair Admission	14,026	12,301	40,000	40,000	40,000
01506655	General Fund	45868	Art & Wine Fair Admission Tax	-1,258	1	0	0	0
01503627	General Fund	45869	Tails on Trails Admission Tax	152	-153	0	0	0
01509647	General Fund	45902	Ad Astra Pool Guest	20,094	28,227	30,721	30,721	30,721
01509647	General Fund	45904	Ad Astra Pool Rental	3,019	0	8,918	8,918	8,918
01509648	General Fund	45906	Flat Rock Creek Pool Guest	16,503	16,643	16,594	16,594	16,594
01509648	General Fund	45908	Flat Rock Creek Pool Rental	946	1,260	1,230	1,230	1,230
01509649	General Fund	45910	Indian Trails Pool Guest	47,068	51,610	65,625	65,625	65,625
01509649	General Fund	45912	Indian Trails Pool Rental	3,230	336	0	0	0
01509649	General Fund	45914	Pool Membership	107,022	115,489	207,750	207,750	207,750
01509650	General Fund	45916	Swim Lessons	29,881	34,464	30,750	30,750	30,750
01509651	General Fund	45918	Swim Team	19,841	17,069	25,625	25,625	25,625
01500000	General Fund	45950	Damage Fee	0	500	0	0	0
			Subtotal	1,742,230	1,961,386	2,200,744	2,200,744	2,055,244
01352000	General Fund	46100	Alarm Fines	55,152	65,928	60,000	60,000	60,000
01352000	General Fund	46105	Alcohol Fines	40	24	0	0	0
01352000	General Fund	46115	Court & Cost	1,288,772	1,178,803	1,500,000	1,200,000	1,230,000
01201000	General Fund	46120	Nuisance Fine	920	396	1,000	1,000	1,000
01201000	General Fund	46125	Weed Fine	43,232	18,287	30,000	30,000	20,000
			Subtotal	1,388,116	1,263,438	1,591,000	1,291,000	1,311,000
01	General Fund	47120	Investment earnings	312,803	406	240,000	240,000	450,000
01	General Fund	47130	Investment Earnings - M2M	-65,665	244,885	0	0	0
01350401	General Fund	47500	Tower Lease	436,539	430,242	363,000	363,000	357,000
01	General Fund	47600	Rents & Royalties	20,091	20,091	20,091	20,088	137,411
01015000	General Fund	47600	Rents & Royalties	0	0	0	0	50,890
			Subtotal	703,768	695,624	623,091	623,088	995,301
01509646	General Fund	48103	Lanyards sales	0	123	0	0	0
01509647	General Fund	48105	Concessions Ad Astra	5,266	7,422	17,340	17,340	17,340
01509647	General Fund	48110	Concessions Ad Astra Sales Tax	0	-5	0	0	0
01509648	General Fund	48115	Concessions Flat Rock Creek	5,339	6,252	8,670	8,670	8,670
01509648	General Fund	48120	Concessions Flat Rock Creek Sales Tax	0	-36	0	0	0
01509649	General Fund	48125	Concessions Indian Trails	15,462	15,867	25,500	25,500	25,500
01509649	General Fund	48130	Concessions Indian Trails Sales Tax	0	11	0	0	0
01	General Fund	48135	Concessions	252	0	500	500	0
01500000	General Fund	48210	Vending Community Center	4,647	4,174	800	800	800
01500000	General Fund	48212	Vending - Community Center Tax	-6	-23	0	0	0
02	Endowment Fund	48230	Donations	4,148	6,925	0	0	0
01	General Fund	48235	Insufficient Funds	502	530	800	800	800
01	General Fund	48245	Insurance Settlement	69,910	0	0	0	0
01	General Fund	48250	Long/Short	-250	68	0	0	0
01	General Fund	48257	Other	84,916	126,788	100,000	100,000	100,000
01350000	General Fund	48257	Other	5,663	1,211	0	0	0
01	General Fund	48260	Photocopies	3,352	3,008	3,000	3,000	3,000
01	General Fund	48270	Pcard Rebate	47,162	53,530	54,000	54,000	51,000
01503623	General Fund	48275	Souvenir I Like	521	579	0	0	0
01503623	General Fund	48280	Souvenir I Like tax	-1	11	0	0	0
01504632	General Fund	48281	Shining Stars Gear	3,236	4,693	0	0	0
01504632	General Fund	48282	Shining Stars Gear Tax	-8	-7	0	0	0
01507642	General Fund	48283	Coffee Walk & Talk T-shirt Sales	119	9	0	0	0
01507642	General Fund	48284	Coffee Walk & Talk T-shirt Sales Tax	3	0	0	0	0
			Subtotal	250,233	231,131	210,610	210,610	207,110
01	General Fund	49210	Auction Proceeds	8,481	10,700	0	0	0
01	General Fund	49310	Sale of Land	2,479,912	1,130	0	0	0
01503615	General Fund	49410	BBQ Sponsorship	31,236	21,815	40,000	40,000	40,000
01503616	General Fund	49415	Chili Sponsorship	16,941	13,395	7,500	7,500	7,500
01503619	General Fund	49420	Enchanted Sponsorship	715	1,821	0	0	0
01503625	General Fund	49425	Spinach Sponsorship	7,213	10,014	4,500	4,500	4,500
01503627	General Fund	49426	Tails on Trails Sponsorship	390	1,239	0	0	0
01503621	General Fund	49427	Sponsorship - Sar Ko Aglow	0	885	500	500	500
01506654	General Fund	49428	Sponsorship - Get Outdoors	245	920	500	500	500
01503611	General Fund	49429	Sponsorship - Movie in the Park	0	1,323	0	0	0
01506655	General Fund	49433	Sponsorships - Art	7,866	9,768	6,000	6,000	6,000
01	General Fund	49435	Sponsorship - Other	12,000	4,750	0	0	0

ORG	Fund	OBJ	DESCRIPTION	2015	2016	2017	2017	2018
				ACTUAL	ACTUAL	ORIGINAL BUDGET	REVISED BUDGET	BUDGET
01503623	General Fund	49435	Sponsorship - Other	80	343	0	0	0
01	General Fund	49200	Refunds	-58	-30	0	0	0
01503620	General Fund	49430	Freedom Run Sponsorship	4,861	2,728	2,000	2,000	2,000
01	General Fund	49500	Transfer in	22,726	41,312	0	0	45,000
01	General Fund	49532	Transfer in Special Alcohol	32,206	63,937	61,000	61,000	66,500
			Subtotal	2,624,814	186,047	122,000	122,000	172,500
General Fund Total				70,415,578	69,287,132	71,969,392	74,277,939	77,774,631
05	Debt Service Fund	41110	Property Tax Current	7,511,719	9,181,083	8,092,411	8,092,411	8,492,575
05	Debt Service Fund	41115	Property Tax Delinquent	80,449	56,791	45,000	45,000	57,000
05	Debt Service Fund	41120	Property Tax TIF Current	0	0	482,021	482,021	455,661
05	Debt Service Fund	41130	Property Tax SA Current	1,990,781	2,235,311	2,145,880	2,145,880	2,152,761
05	Debt Service Fund	41135	Property Tax SA Delinquent	67,242	15,235	28,000	28,000	15,000
05	Debt Service Fund	41200	PILOT	0	0	75,000	75,000	90,000
			Subtotal	9,650,191	11,488,421	10,868,312	10,868,312	11,262,997
05	Debt Service Fund	42200	Motor Vehicle Excise Tax	777,380	780,446	926,476	926,476	762,147
05	Debt Service Fund	42205	Recreational Vehicle Tax	2,279	2,225	2,683	2,683	2,125
05	Debt Service Fund	42208	Watercraft Tax	0	906	0	0	0
05	Debt Service Fund	42210	Heavy Truck Tax	1,011	781	780	780	928
05	Debt Service Fund	42215	Rental Excise Tax	11,988	10,669	13,297	13,297	9,695
05	Debt Service Fund	42217	Commercial Motor Vehicle Tax	39,595	40,671	57,479	57,479	34,901
			Subtotal	832,253	835,699	1,000,715	1,000,715	809,796
05	Debt Service Fund	47120	Investment earnings	29,695	42,924	73,000	73,000	75,000
05	Debt Service Fund	47130	Investment Earnings - M2M	60,661	1,245	0	0	0
			Subtotal	90,356	44,170	73,000	73,000	75,000
05	Debt Service Fund	49500	Transfer in	230,456	211,106	0	0	0
05	Debt Service Fund	49544	Trans in Unused Proceeds	0	15,767	0	0	0
			Subtotal	230,456	226,873	0	0	0
Debt Service Funds Total				10,803,256	12,595,162	11,942,027	11,942,027	12,147,793
06	TIF Debt Service	49500	Transfer in	219,310	225,700	0	0	0
			Subtotal	219,310	225,700	0	0	0
TIF Debt Service Fund Total				219,310	225,700	0	0	0
25	Special Highway Fund	42415	Gas Tax	1,331,910	1,374,159	1,324,780	1,324,780	1,359,560
25	Special Highway Fund	42416	Gas Tax Accrual	8,659	18,694	0	0	0
			Subtotal	1,340,569	1,392,853	1,324,780	1,324,780	1,359,560
25	Special Highway Fund	48257	Other	0	0	75,000	75,000	75,000
			Subtotal	0	0	75,000	75,000	75,000
25	Special Highway Fund	49534	Transfer in - Special Highway	0	252,040	0	0	0
			Subtotal	0	252,040	0	0	0
Special Highway Fund Total				1,340,569	1,644,893	1,399,780	1,399,780	1,434,560
26	Special Alcohol Fund	42410	Special Liquor Tax	252,441	248,925	255,046	255,046	256,556
26	Special Alcohol Fund	42411	Special Liquor Tax Accrual	-1,106	4,877	0	0	0
			Subtotal	251,335	253,801	255,046	255,046	256,556
Special Alcohol Fund Total				251,335	253,801	255,046	255,046	256,556
27	Special Parks Fund	42410	Special Liquor Tax	252,441	248,925	255,046	255,046	256,556
27	Special Parks Fund	42411	Special Liquor Tax Accrual	-1,106	4,877	0	0	0
			Subtotal	251,335	253,801	255,046	255,046	256,556
Special Parks Fund Total				251,335	253,801	255,046	255,046	256,556
28	Tourism & Convention Fund	42420	Transient Guest Tax	899,776	834,707	1,153,000	1,153,000	1,760,000
28	Tourism & Convention Fund	42421	Transient Guest Tax Accrual	-62,480	59,507	0	0	0
			Subtotal	837,296	894,215	1,153,000	1,153,000	1,760,000

ORG	Fund	OBJ	DESCRIPTION	2015 ACTUAL	2016 ACTUAL	2017 ORIGINAL BUDGET	2017 REVISED BUDGET	2018 BUDGET
28	Tourism & Convention Fund	49544	Trans in Unused Proceeds	0	7,687	0	0	0
			Subtotal	0	7,687	0	0	0
Tourism & Convention Fund Total				837,296	901,901	1,153,000	1,153,000	1,760,000
40	PRIF Zone 1 Fund	45510	PRIF Fee	223,432	367,223	225,000	225,000	275,000
			Subtotal	223,432	367,223	225,000	225,000	275,000
40	PRIF Zone 1 Fund	47120	Investment earnings	2,353	4,803	0	0	0
40	PRIF Zone 1 Fund	47130	Investment Earnings - M2M	376	-4,169	0	0	0
			Subtotal	2,729	635	0	0	0
PRIF Zone 1 Fund Total				226,161	367,858	225,000	225,000	275,000
41	PRIF Zone 2 Fund	45510	PRIF Fee	67,097	85,061	100,000	100,000	100,000
			Subtotal	67,097	85,061	100,000	100,000	100,000
41	PRIF Zone 2 Fund	47120	Investment earnings	1,061	2,207	0	0	0
41	PRIF Zone 2 Fund	47130	Investment Earnings - M2M	869	-992	0	0	0
			Subtotal	1,930	1,215	0	0	0
41	PRIF Zone 2 Fund	49500	Transfer in	22,632	0	0	0	0
			Subtotal	22,632	0	0	0	0
PRIF Zone 2 Fund Total				91,659	86,276	100,000	100,000	100,000
42	PRIF Zone 3 Fund	45510	PRIF Fee	98,326	54,767	75,000	75,000	65,000
			Subtotal	98,326	54,767	75,000	75,000	65,000
42	PRIF Zone 3 Fund	47120	Investment earnings	1,675	2,003	0	0	0
42	PRIF Zone 3 Fund	47130	Investment Earnings - M2M	608	-652	0	0	0
			Subtotal	2,283	1,351	0	0	0
PRIF Zone 3 Fund Total				100,609	56,118	75,000	75,000	65,000
43	Street Tree Zone 1 Fund	45520	Street Fee	0	0	10,000	10,000	10,000
			Subtotal	0	0	10,000	10,000	10,000
43	Street Tree Zone 1 Fund	47120	Investment earnings	328	375	0	0	0
43	Street Tree Zone 1 Fund	47130	Investment Earnings - M2M	805	24	0	0	0
			Subtotal	1,133	398	0	0	0
Street Tree Zone 1 Fund Total				1,133	398	10,000	10,000	10,000
44	Street Tree Zone 2 Fund	45520	Street Tree Fee	31,475	5,500	25,000	25,000	25,000
			Subtotal	31,475	5,500	25,000	25,000	25,000
44	Street Tree Zone 2 Fund	47120	Investment earnings	-143	313	0	0	0
44	Street Tree Zone 2 Fund	47130	Investment Earnings - M2M	689	124	0	0	0
			Subtotal	546	437	0	0	0
Street Tree Zone 2 Fund Total				32,021	5,937	25,000	25,000	25,000
45	Street Tree Zone 3 Fund	45520	Street Tree Fee	20,400	16,950	20,000	20,000	20,000
			Subtotal	20,400	16,950	20,000	20,000	20,000
45	Street Tree Zone 3 Fund	47120	Investment earnings	236	657	0	0	0
45	Street Tree Zone 3 Fund	47130	Investment Earnings - M2M	1,673	-165	0	0	0
			Subtotal	1,909	491	0	0	0
Street Tree Zone 3 Fund Total				22,309	17,441	20,000	20,000	20,000
46	TIP Zone 1 Fund	45430	TIP Fee	191,346	401,262	220,000	220,000	320,000
			Subtotal	191,346	401,262	220,000	220,000	320,000
46	TIP Zone 1 Fund	47120	Investment earnings	3,385	4,212	0	0	0
46	TIP Zone 1 Fund	47130	Investment Earnings - M2M	6,304	-2,215	0	0	0
			Subtotal	9,689	1,997	0	0	0

ORG	Fund	OBJ	DESCRIPTION	2015	2016	2017	2017	2018
				ACTUAL	ACTUAL	ORIGINAL BUDGET	REVISED BUDGET	BUDGET
46	TIP Zone 1 Fund	49500	Transfer in	30,129	107	0	0	0
			Subtotal	30,129	107	0	0	0
TIP Zone 1 Fund Total				231,164	403,366	220,000	220,000	320,000
47	TIP Zone 2 Fund	45430	TIP Fee	83,052	99,225	75,000	75,000	102,000
			Subtotal	83,052	99,225	75,000	75,000	102,000
47	TIP Zone 2 Fund	47120	Investment earnings	1,740	-634	0	0	0
47	TIP Zone 2 Fund	47130	Investment Earnings - M2M	4,928	-1,102	0	0	0
			Subtotal	6,668	-1,736	0	0	0
TIP Zone 2 Fund Total				89,720	97,489	75,000	75,000	102,000
48	TIP Zone 3 Fund	45430	TIP Fee	78,853	46,391	75,000	75,000	76,000
			Subtotal	78,853	46,391	75,000	75,000	76,000
48	TIP Zone 3 Fund	47120	Investment earnings	2,478	2,284	0	0	0
48	TIP Zone 3 Fund	47130	Investment Earnings - M2M	1,628	-568	0	0	0
			Subtotal	4,106	1,716	0	0	0
TIP Zone 3 Fund Total				82,959	48,107	75,000	75,000	76,000
50	NRD Fund	41140	Property Tax NRD Current	262,640	254,482	300,000	300,000	300,000
50	NRD Fund	41145	Property Tax NRD Delinquent	0	0	0	0	0
			Subtotal	262,640	254,482	300,000	300,000	300,000
50	NRD Fund	45230	NRD Application Fee	200	0	0	0	0
			Subtotal	200	0	0	0	0
NRD Fund Total				262,840	254,482	300,000	300,000	300,000
51	City Center Fund	41120	Property Tax TIF Current	1,423,413	2,005,646	3,457,000	3,457,000	4,491,000
51	City Center Fund	41125	Property Tax - TIF Delinquent	22,549	0	0	0	0
			Subtotal	1,445,962	2,005,646	3,457,000	3,457,000	4,491,000
City Center Fund Total				1,445,962	2,005,646	3,457,000	3,457,000	4,491,000
52	City Center East TIF Fund	41120	Property Tax TIF Current	220,314	225,700	0	0	0
			Subtotal	220,314	225,700	0	0	0
City Center East TIF Fund Total				220,314	225,700	0	0	0
53	Mining TIF Fund	41120	Property Tax TIF Current	1,176,992	1,323,362	1,613,000	1,613,000	1,678,000
53	Mining TIF Fund	41125	Property Tax TIF Delinquent	50,505	7,939	0	0	0
			Subtotal	1,227,497	1,331,301	1,613,000	1,613,000	1,678,000
Mining TIF Fund Total				1,227,497	1,331,301	1,613,000	1,613,000	1,678,000
54	Ridgeview TIF District Fund	41120	Property Tax TIF Current	691,088	733,927	963,000	963,000	775,000
54	Ridgeview TIF District Fund	41125	Property Tax TIF Delinquent	4,435	0	0	0	0
			Subtotal	695,523	733,927	963,000	963,000	775,000
54	Ridgeview TIF District Fund	49541	Transfers In	21,536	0	0	0	0
			Subtotal	21,536	0	0	0	0
Ridgeview TIF District Fund Total				717,059	733,927	963,000	963,000	775,000
56	Orchard Corners CID Fund	42311	Sales Tax General	555,971	517,571	650,000	650,000	650,000
56	Orchard Corners CID Fund	42336	City Sales Tax Accrual	-3,624	-7,132	0	0	0
			Subtotal	552,347	510,439	650,000	650,000	650,000
Orchard Corners CIF Fund Total				552,347	510,439	650,000	650,000	650,000
57	Prairie Creek CID Fund	42311	Sales Tax General	85,089	73,896	100,000	100,000	100,000
57	Prairie Creek CID Fund	42336	City Sales Tax Accrual	641	-2,488	0	0	0
			Subtotal	85,730	71,408	100,000	100,000	100,000
Prairie Creek CID Fund Total				85,730	71,408	100,000	100,000	100,000

ORG	Fund	OBJ	DESCRIPTION	2015	2016	2017	2017	2018
				ACTUAL	ACTUAL	ORIGINAL BUDGET	REVISED BUDGET	BUDGET
58	Quivira 95 CID Fund	42311	Sales Tax General	32,393	39,616	52,000	52,000	52,000
58	Quivira 95 CID Fund	42336	City Sales Tax Accrual	-2,860	2,866	0	0	0
			Subtotal	29,533	42,482	52,000	52,000	52,000
			Quivira 95 CID Fund Total	29,533	42,482	52,000	52,000	52,000
59	Greystone Plaza CID Fund	42311	Sales Tax General	33,354	37,522	45,000	45,000	60,000
59	Greystone Plaza CID Fund	42336	City Sales Tax Accrual	811	2,896	0	0	0
			Subtotal	34,165	40,418	45,000	45,000	60,000
			Greystone Plaza CID Fund Total	34,165	40,418	45,000	45,000	60,000
61	City Center East CID #1 Fund	42311	Sales Tax General	27,480	34,905	40,000	40,000	42,000
61	City Center East CID #1 Fund	42336	City Sales Tax Accrual	5,463	-996	0	0	0
			Subtotal	32,943	33,908	40,000	40,000	42,000
			City Center East CID #1 Fund Total	32,943	33,908	40,000	40,000	42,000
62	City Center East CID #2 Fund	42311	Sales Tax General	0	25,459	90,000	90,000	90,000
62	City Center East CID #2 Fund	42336	City Sales Tax Accrual	0	5,663	0	0	0
			Subtotal	0	31,122	90,000	90,000	90,000
			City Center East CID #2 Fund Total	0	31,122	90,000	90,000	90,000
63	I-35 & 95th Street TIF Fund	41120	Property Tax TIF Current	0	0	84,000	84,000	1,204,000
			Subtotal	0	0	84,000	84,000	1,204,000
			I-35 & 95th Street TIF Fund Total	0	0	84,000	84,000	1,204,000
64	SpringHill Suites CID	42311	Sales Tax General	0	0	0	0	44,000
			Subtotal	0	0	0	0	44,000
			SpringHill Suites CID Fund Total	0	0	0	0	44,000
65	Candlewood Suites CID	42311	Sales Tax General	0	0	0	0	24,000
			Subtotal	0	0	0	0	24,000
			Candlewood Suites CID Fund Total	0	0	0	0	24,000
66	Holiday Inn Express CID	42311	Sales Tax General	0	0	0	0	28,000
			Subtotal	0	0	0	0	28,000
			Holiday Inn Express CID Fund Total	0	0	0	0	28,000
80	Stormwater Operating Fund	43210	ESC Permit	68,019	46,707	40,000	40,000	52,000
			Subtotal	68,019	46,707	40,000	40,000	52,000
80	Stormwater Operating Fund	44265	Grant - SMAC	0	43,200	0	0	0
			Subtotal	0	43,200	0	0	0
80	Stormwater Operating Fund	45420	SW Capital Charge	113,874	846,067	300,000	300,000	350,000
80	Stormwater Operating Fund	45422	SW Service Charge	5,037,140	5,505,380	5,474,311	5,474,311	5,610,668
80	Stormwater Operating Fund	45424	SW Service Charge Delinquent	62,632	59,148	50,000	50,000	52,000
			Subtotal	5,213,646	6,410,595	5,824,311	5,824,311	6,012,668
80	Stormwater Operating Fund	47120	Investment earnings	10,297	9,195	28,000	28,000	30,000
80	Stormwater Operating Fund	47130	Investment Earnings - M2M	29,764	-6,454	0	0	0
			Subtotal	40,061	2,741	28,000	28,000	30,000
80	Stormwater Operating Fund	48257	Other	0	0	90,070	90,070	90,095
			Subtotal	0	0	90,070	90,070	90,095
80	Stormwater Operating Fund	49500	Transfer in	85,863	542,579	0	0	0
80	Stormwater Operating Fund	49544	Trans in Unused Proceeds	2,707	204,607	0	0	0
			Subtotal	88,570	747,186	0	0	0
			Stormwater Operating Fund Total	5,410,296	7,250,429	5,982,381	5,982,381	6,184,763
82	Rec Center Fund	45600	Rec Center Fee/Charges	0	0	1,200,000	0	0
82500001	Rec Center Fund	45601	Membership Fees	0	0	0	807,900	1,252,000
82500001	Rec Center Fund	45640	Child Care Fee	0	0	0	27,000	42,000
82500001	Rec Center Fund	45641	Day Pass	0	0	0	68,000	106,000

ORG	Fund	OBJ	DESCRIPTION	2015	2016	2017	2017	2018
				ACTUAL	ACTUAL	ORIGINAL BUDGET	REVISED BUDGET	BUDGET
82510000	Rec Center Fund	45642	Fitness Fee - Personal Training	0	0	0	37,000	58,000
82510000	Rec Center Fund	45643	Fitness Fee - Group X	0	0	0	57,000	90,000
82510000	Rec Center Fund	45644	Fitness Fee - Specialty Classes	0	0	0	6,000	9,000
82508660	Rec Center Fund	45646	Sports Fee - Participants	0	0	0	9,000	14,000
82503000	Rec Center Fund	45647	Birthday Party Rental Fees	0	0	0	64,000	100,000
82503000	Rec Center Fund	45648	Event Fees	0	0	0	3,000	5,000
82506000	Rec Center Fund	45649	Enrichment Fee - Dance	0	0	0	9,000	14,000
82506000	Rec Center Fund	45651	Enrichment Fee - Art Classes	0	0	0	1,000	2,000
82506000	Rec Center Fund	45652	Enrichment Fee - Camps	0	0	0	24,000	37,000
82506000	Rec Center Fund	45653	Enrichment Fee - Participants	0	0	0	12,000	19,000
82503000	Rec Center Fund	45732	Facility Rental Fees	0	0	0	1,000	2,000
82509661	Rec Center Fund	45916	Aquatics Fee - Swim Lessons	0	0	0	59,000	92,000
82509661	Rec Center Fund	45917	Aquatics Fee - Participants	0	0	0	100	200
			Subtotal	0	0	1,200,000	1,185,000	1,842,200
82500001	Rec Center Fund	48210	Vending Rec Center	0	0	0	5,000	8,000
82500001	Rec Center Fund	48216	Pro-Shop	0	0	0	4,000	6,000
82500001	Rec Center Fund	48230	Donations	0	0	0	6,000	9,000
			Subtotal	0	0	0	15,000	23,000
82	Rec Center Fund	49518	Transfer in - General Fund	0	0	328,408	328,408	231,948
			Subtotal	0	0	328,408	328,408	231,948
Rec Center Fund Total				0	0	1,528,408	1,528,408	2,097,148
Grand Total				95,015,100	98,776,643	102,704,080	105,012,627	112,443,007

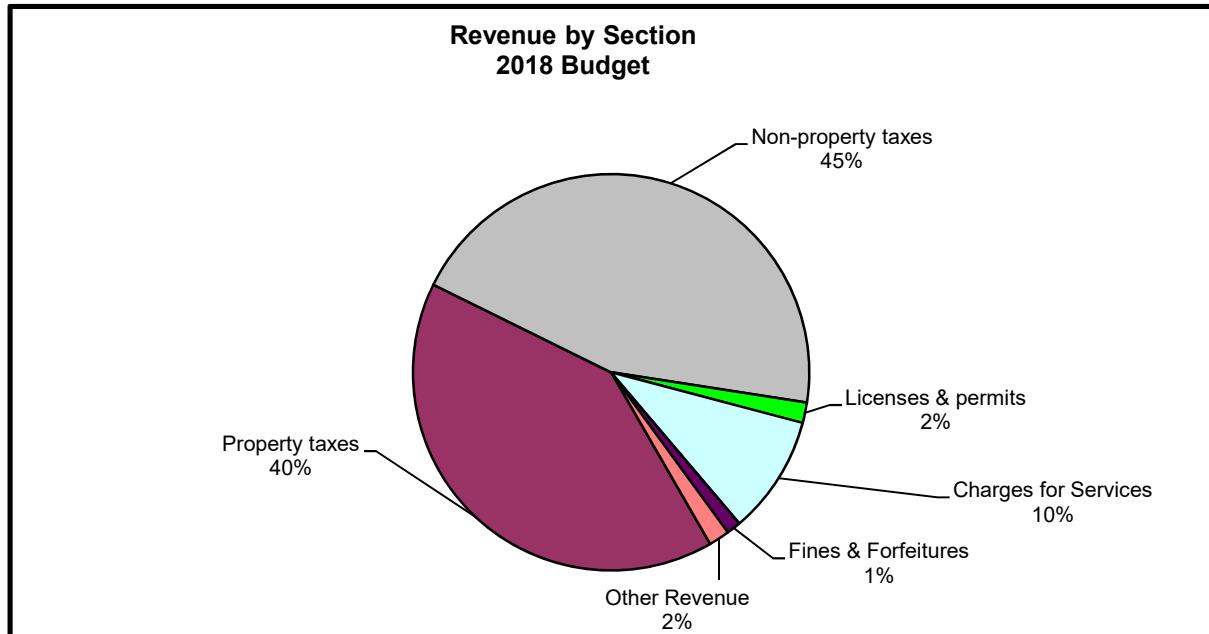


Detail Revenue by Section

**Annual Budget Document
2018
City of Lenexa
January 1 - December 31**



Revenue by Section



The following pages divide revenues by these sections:

- **Property Taxes**, taxes levied on real and/or personal property.
- **Non-Property Taxes**, includes franchise tax, sales and use tax, and motor vehicle excise tax.
- **Licenses and Permits**, revenues from businesses and non businesses that must be licensed or obtain permits.
- **Intergovernmental**, revenues from other governments.
- **Charges for Services**, are charges for current services provided.
- **Fines and Forfeitures**, revenues from fines and penalties.
- **Use of Money**, compensation for use of financial resources.
- **Miscellaneous Revenues**, items not otherwise classified.
- **Non-Revenue Receipts**, includes transfers from other funds.



Detail Revenue by Section

ORG	Fund	OBJ	DESCRIPTION	2015	2016	2017	2017	2018
				ACTUAL	ACTUAL	ORIGINAL BUDGET	REVISED BUDGET	BUDGET
01	General Fund	41110	Property Tax Current	19,917,307	20,221,891	24,357,834	24,357,834	25,551,365
05	Debt Service Fund	41110	Property Tax Current	7,511,719	9,181,083	8,092,411	8,092,411	8,492,575
01	General Fund	41115	Property Tax Delinquent	181,973	135,474	105,000	105,000	135,000
05	Debt Service Fund	41115	Property Tax Delinquent	80,449	56,791	45,000	45,000	57,000
05	Debt Service Fund	41120	Property Tax TIF Current	0	0	482,021	482,021	455,661
51	City Center Fund	41120	Property Tax TIF Current	1,423,413	2,005,646	3,457,000	3,457,000	4,491,000
52	City Center East TIF Fund	41120	Property Tax TIF Current	220,314	225,700	0	0	0
53	Mining TIF Fund	41120	Property Tax TIF Current	1,176,992	1,323,362	1,613,000	1,613,000	1,678,000
54	Ridgeview TIF District Fund	41120	Property Tax TIF Current	691,088	733,927	963,000	963,000	775,000
63	I-35 & 95th Street TIF Fund	41120	Property Tax TIF Current	0	0	84,000	84,000	1,204,000
51	City Center Fund	41125	Property Tax - TIF Delinquent	22,549	0	0	0	0
53	Mining TIF Fund	41125	Property Tax TIF Delinquent	50,505	7,939	0	0	0
54	Ridgeview TIF District Fund	41125	Property Tax TIF Delinquent	4,435	0	0	0	0
05	Debt Service Fund	41130	Property Tax SA Current	1,990,781	2,235,311	2,145,880	2,145,880	2,152,761
05	Debt Service Fund	41135	Property Tax SA Delinquent	67,242	15,235	28,000	28,000	15,000
50	NRD Fund	41140	Property Tax NRD Current	262,640	254,482	300,000	300,000	300,000
50	NRD Fund	41145	Property Tax NRD Delinquent	0	0	0	0	0
01	General Fund	41200	PILOT	0	0	225,000	225,000	270,000
05	Debt Service Fund	41200	PILOT	0	0	75,000	75,000	90,000
			Property Taxes Total	33,601,407	36,396,840	41,973,146	41,973,146	45,667,362
01	General Fund	42105	Communications Franchise Tax	1,046,077	1,029,449	1,050,000	1,000,000	1,000,000
01	General Fund	42110	Gas Franchise Tax	1,092,196	924,920	900,000	925,000	944,000
01	General Fund	42115	Electric Franchise Tax	4,662,466	5,063,297	4,830,000	5,064,000	5,165,000
01	General Fund	42120	Other Franchise Tax	3,032	2,000	1,000	1,000	1,000
01	General Fund	42124	Franchise Tax Gas Accrual	-38,130	54,414	0	0	0
01	General Fund	42126	Franchise Gas Electric Accrual	26,039	-38	0	0	0
01	General Fund	42128	Franchise Tax Communications Accrual	2,969	-3,856	0	0	0
01	General Fund	42200	Motor Vehicle Excise Tax	1,854,401	2,034,712	2,040,542	2,040,542	2,294,124
05	Debt Service Fund	42200	Motor Vehicle Excise Tax	777,380	780,446	926,476	926,476	762,147
01	General Fund	42205	Recreational Vehicle Tax	5,449	5,823	5,908	5,908	6,396
05	Debt Service Fund	42205	Recreational Vehicle Tax	2,279	2,225	2,683	2,683	2,125
01	General Fund	42208	Watercraft Tax	0	2,401	0	0	0
05	Debt Service Fund	42208	Watercraft Tax	0	906	0	0	0
01	General Fund	42210	Heavy Truck Tax	2,258	1,891	2,069	2,069	2,461
05	Debt Service Fund	42210	Heavy Truck Tax	1,011	781	780	780	928
01	General Fund	42215	Rental Excise Tax	27,812	27,072	29,286	29,286	29,183
05	Debt Service Fund	42215	Rental Excise Tax	11,988	10,669	13,297	13,297	9,695
01	General Fund	42217	Commercial motor vehicle tax	94,891	104,460	126,597	126,597	105,054
05	Debt Service Fund	42217	Commercial Motor Vehicle Tax	39,595	40,671	57,479	57,479	34,901
01	General Fund	42311	Sales Tax General	12,056,884	11,758,872	11,644,814	12,278,714	12,647,075
56	Orchard Corners CID Fund	42311	Sales Tax General	555,971	517,571	650,000	650,000	650,000
57	Prairie Creek CID Fund	42311	Sales Tax General	85,089	73,896	100,000	100,000	100,000
58	Quivira 95 CID Fund	42311	Sales Tax General	32,393	39,616	52,000	52,000	52,000
59	Greystone Plaza CID Fund	42311	Sales Tax General	33,354	37,522	45,000	45,000	60,000
61	City Center East CID #1 Fund	42311	Sales Tax General	27,480	34,905	40,000	40,000	42,000
62	City Center East CID #2 Fund	42311	Sales Tax General	0	25,459	90,000	90,000	90,000
64	SpringHill Suites CID	42311	Sales Tax General	0	0	0	0	44,000
65	Candlewood Suites CID	42311	Sales Tax General	0	0	0	0	24,000
66	Holiday Inn Express CID	42311	Sales Tax General	0	0	0	0	28,000
01	General Fund	42312	City Sales 3/8	4,521,331	4,409,577	4,366,936	4,604,518	4,742,654
01	General Fund	42320	Sales Tax County	7,672,235	7,730,801	7,825,680	8,748,016	9,564,413
01	General Fund	42331	Compensating Use General	4,003,615	4,327,629	4,287,872	4,327,629	4,414,182
01	General Fund	42332	Compensating Use 3/8	1,501,356	1,622,861	1,607,952	1,622,861	1,655,318
01	General Fund	42334	Compensating Use County	1,475,356	1,564,522	1,519,912	1,770,978	1,917,195
01	General Fund	42336	City Sales Tax Accrual	-249,731	271,746	0	0	0
56	Orchard Corners CID Fund	42336	City Sales Tax Accrual	-3,624	-7,132	0	0	0
57	Prairie Creek CID Fund	42336	City Sales Tax Accrual	641	-2,488	0	0	0
58	Quivira 95 CID Fund	42336	City Sales Tax Accrual	-2,860	2,866	0	0	0
59	Greystone Plaza CID Fund	42336	City Sales Tax Accrual	811	2,896	0	0	0
61	City Center East CID #1 Fund	42336	City Sales Tax Accrual	5,463	-996	0	0	0
62	City Center East CID #2 Fund	42336	City Sales Tax Accrual	0	5,663	0	0	0
01	General Fund	42338	County Sales Tax Accrual	-16,428	50,910	0	0	0
01	General Fund	42340	Compensating Use Accrual	83,391	41,706	0	0	0

ORG	Fund	OBJ	DESCRIPTION	2015	2016	2017	2017	2018
				ACTUAL	ACTUAL	ORIGINAL BUDGET	REVISED BUDGET	BUDGET
01	General Fund	42342	3/8 Sales Tax Accrual	-92,420	98,089	0	0	0
01	General Fund	42344	3/8 Compensating Use Accrual	31,132	4,607	0	0	0
01	General Fund	42410	Special Liquor Tax	252,441	248,925	255,045	255,045	256,556
26	Special Alcohol Fund	42410	Special Liquor Tax	252,441	248,925	255,046	255,046	256,556
27	Special Parks Fund	42410	Special Liquor Tax	252,441	248,925	255,046	255,046	256,556
01	General Fund	42411	Special Liquor Tax Accrual	-1,106	4,877	0	0	0
26	Special Alcohol Fund	42411	Special Liquor Tax Accrual	-1,106	4,877	0	0	0
27	Special Parks Fund	42411	Special Liquor Tax Accrual	-1,106	4,877	0	0	0
25	Special Highway Fund	42415	Gas Tax	1,331,910	1,374,159	1,324,780	1,324,780	1,359,560
25	Special Highway Fund	42416	Gas Tax Accrual	8,659	18,694	0	0	0
28	Tourism & Convention Fund	42420	Transient Guest Tax	899,776	834,707	1,153,000	1,153,000	1,760,000
28	Tourism & Convention Fund	42421	Transient Guest Tax Accrual	-62,480	59,507	0	0	0
01	General Fund	42425	Excise Tax	1,147,282	676,916	300,000	500,000	500,000
			Non-Property Taxes Total	45,412,304	46,418,729	45,759,200	48,267,750	50,777,079
01200000	General Fund	43110	Animal License	36,718	30,735	38,000	38,000	30,000
01200000	General Fund	43125	Liquor	0	0	1,500	1,500	1,500
01200000	General Fund	43130	CMB License	4,106	5,248	4,500	4,500	4,500
01200000	General Fund	43135	CMB Stamp License	50	675	500	500	500
01200000	General Fund	43140	Drinking License	10,000	12,000	10,000	10,000	10,000
01200000	General Fund	43145	Business License	490,497	495,225	500,000	500,000	500,000
01200000	General Fund	43150	Massage Therapy	9,765	9,515	10,000	10,000	10,000
01200000	General Fund	43155	License - Refuse Hauling	0	0	1,000	1,000	1,000
01200000	General Fund	43157	License - Other	130	65	0	0	0
01200000	General Fund	43205	Building Permit	1,302,333	1,409,738	900,000	1,000,000	1,000,000
80	Stormwater Operating Fund	43210	ESC Permit	68,019	46,707	40,000	40,000	52,000
01300000	General Fund	43215	Burn Permit	2,900	1,850	3,000	3,000	3,000
01300000	General Fund	43220	Blast Permit	500	2,500	2,000	2,000	2,000
01200000	General Fund	43225	Public Improvements Permit	104,181	133,609	100,000	100,000	100,000
01200000	General Fund	43227	Site Development Permit	2,100	1,600	2,500	2,500	2,500
01350000	General Fund	43235	Oversize/Overweight	50	0	0	0	0
01200000	General Fund	43242	ROW Permit	380,312	410,185	150,000	150,000	150,000
01350000	General Fund	43245	Security Permit	7,635	0	0	0	0
01200000	General Fund	43265	Sign Permit	15,865	18,640	17,500	17,500	17,500
01200000	General Fund	43950	Permit - Other	0	0	0	0	0
			Licenses & Permits Total	2,435,161	2,578,292	1,780,500	1,880,500	1,884,500
01	General Fund	44205	Grant - Federal	75,197	1,973	0	0	0
80	Stormwater Operating Fund	44265	Grant - SMAC	0	43,200	0	0	0
			Grants Total	75,197	45,173	0	0	0
01350000	General Fund	45005	Fingerprint Fee	3,106	2,995	3,200	3,200	3,200
01350000	General Fund	45010	Police Accident Report	1,215	1,505	1,000	1,000	1,000
01350000	General Fund	45011	Police Discovery	0	13,132	11,550	11,550	11,550
01350000	General Fund	45012	Police Discovery Accident Report	5	0	0	0	2,000
01350000	General Fund	45013	Police Open Records Request	0	3,206	2,000	2,000	5,000
01350000	General Fund	45014	Police Discovery Offense Report	3,745	542	0	0	0
01350000	General Fund	45016	Police Discovery Photo DVD	1,735	280	0	0	0
01350000	General Fund	45018	Police Discovery Postage	1,755	225	0	0	0
01350000	General Fund	45020	Police Discovery Tape DVD	8,180	1,275	0	0	0
01350000	General Fund	45024	Police Offense Report	25	0	0	0	0
01350000	General Fund	45026	Police Fee - Other	0	0	5,000	5,000	0
01350000	General Fund	45035	Police Fee - Police Report	1,825	1,345	1,500	1,500	1,500
01300000	General Fund	45050	Ambulance Fee	55,398	55,321	60,000	60,000	60,000
01300000	General Fund	45060	Standby Fee	0	750	25,000	25,000	1,000
01200000	General Fund	45110	Plan Fee	10,156	9,119	10,000	10,000	10,000
01200000	General Fund	45112	Fee - Preliminary Plan	300	0	500	500	500
01200000	General Fund	45113	Fee - Final Plan	3,600	1,800	5,000	5,000	2,500
01200000	General Fund	45114	Fee - Final Plat	6,400	2,800	7,500	7,500	2,500
01200000	General Fund	45115	Fee - Rezoning	6,876	5,350	7,500	7,500	7,500
01200000	General Fund	45116	Fee - SUP	6,650	5,200	7,500	7,500	7,500
01200000	General Fund	45118	Staff Review	5,250	1,125	5,000	5,000	2,500
01200000	General Fund	45120	Fee - Plan	3,049	2,899	2,500	2,500	2,500
01201000	General Fund	45122	Code Enforcement Fee	14,380	4,390	15,000	15,000	10,000
01200000	General Fund	45124	Rental Inspection	274,580	194,815	300,000	300,000	250,000
01200000	General Fund	45126	Special Event Fee	2,205	2,315	2,500	2,500	2,500
01200000	General Fund	45128	Vacation Petition	1,200	0	1,500	1,500	1,500
01013000	General Fund	45152	Court Appointed Attorney Fee	21,801	22,925	32,000	32,000	23,000
01013000	General Fund	45154	Court Cost	108,900	104,253	134,000	134,000	106,000
01013000	General Fund	45156	Court Fingerprint	30,604	29,582	36,500	36,500	30,000
01013000	General Fund	45158	Diversion	158,607	159,319	176,000	176,000	158,000
01013000	General Fund	45160	Monitoring	1,153	193	0	0	0
01	General Fund	45215	Economic Development Fee	35,643	68,075	30,000	30,000	40,000

ORG	Fund	OBJ	DESCRIPTION	2015	2016	2017	2017	2018
				ACTUAL	ACTUAL	ORIGINAL BUDGET	REVISED BUDGET	BUDGET
50	NRD Fund	45230	NRD Application Fee	200	0	0	0	0
01	General Fund	45232	Other Fee	200,431	200,000	200,000	200,000	200,000
01	General Fund	45235	TIF Administrative Fee	1,102	1,129	2,000	2,000	0
01401502	General Fund	45405	Dumpster Fee	16,986	25,209	12,300	12,300	20,000
01404000	General Fund	45415	Fee - Fuel	32,468	19,796	23,000	23,000	23,000
80	Stormwater Operating Fund	45420	SW Capital Charge	113,874	846,067	300,000	300,000	350,000
80	Stormwater Operating Fund	45422	SW Service Charge	5,037,140	5,505,380	5,474,311	5,474,311	5,610,668
80	Stormwater Operating Fund	45424	SW Service Charge Delinquent	62,632	59,148	50,000	50,000	52,000
46	TIP Zone 1 Fund	45430	TIP Fee	191,346	401,262	220,000	220,000	320,000
47	TIP Zone 2 Fund	45430	TIP Fee	83,052	99,225	75,000	75,000	102,000
48	TIP Zone 3 Fund	45430	TIP Fee	78,853	46,391	75,000	75,000	76,000
40	PRIF Zone 1 Fund	45510	PRIF Fee	223,432	367,223	225,000	225,000	275,000
41	PRIF Zone 2 Fund	45510	PRIF Fee	67,097	85,061	100,000	100,000	100,000
42	PRIF Zone 3 Fund	45510	PRIF Fee	98,326	54,767	75,000	75,000	65,000
43	Street Tree Zone 1 Fund	45520	Street Fee	0	0	10,000	10,000	10,000
44	Street Tree Zone 2 Fund	45520	Street Tree Fee	31,475	5,500	25,000	25,000	25,000
45	Street Tree Zone 3 Fund	45520	Street Tree Fee	20,400	16,950	20,000	20,000	20,000
82	Rec Center Fund	45600	Rec Center Fee/Charges	0	0	1,200,000	0	0
82500001	Rec Center Fund	45601	Membership Fees	0	0	0	807,900	1,252,000
01505634	General Fund	45602	Adult Program	16,085	9,856	10,000	10,000	10,000
01504630	General Fund	45604	Adult Sports	2,468	3,241	17,000	17,000	17,000
01504628	General Fund	45606	Adult Fitness	5,802	16,073	23,000	23,000	23,000
01507642	General Fund	45610	Naturalist class	3,561	4,723	1,800	1,800	1,800
01504632	General Fund	45612	Other Programs	5,142	3,358	8,000	8,000	8,000
01504629	General Fund	45614	Senior Citizen Program	13,405	10,964	15,000	15,000	15,000
01504629	General Fund	45616	Senior Taxi	17,588	20,268	7,700	7,700	0
01504632	General Fund	45620	Special Populations	0	0	2,000	2,000	2,000
01505634	General Fund	45622	Youth Sports	1,208	3,559	28,000	28,000	28,000
01503624	General Fund	45622	Bike Ride	15,691	12,667	0	0	0
01508645	General Fund	45626	Tennis	1,958	3,451	9,771	9,771	9,771
01508645	General Fund	45628	Tennis Court Lights	218	370	400	400	400
01504632	General Fund	45630	Theatre Programs	0	0	2,000	2,000	2,000
01504631	General Fund	45634	Adult Trips	25,992	32,999	35,000	35,000	35,000
01505634	General Fund	45636	Youth Sports	978	-6	2,000	2,000	2,000
01504632	General Fund	45638	Youth Programs	47,382	76,673	64,060	64,060	64,060
82500001	Rec Center Fund	45640	Child Care Fee	0	0	0	27,000	42,000
82500001	Rec Center Fund	45641	Day Pass	0	0	0	68,000	106,000
82510000	Rec Center Fund	45642	Fitness Fee - Personal Training	0	0	0	37,000	58,000
82510000	Rec Center Fund	45643	Fitness Fee - Group X	0	0	0	57,000	90,000
82510000	Rec Center Fund	45644	Fitness Fee - Specialty Classes	0	0	0	6,000	9,000
82508660	Rec Center Fund	45646	Sports Fee - Participants	0	0	0	9,000	14,000
82503000	Rec Center Fund	45647	Birthday Party Rental Fees	0	0	0	64,000	100,000
82503000	Rec Center Fund	45648	Event Fees	0	0	0	3,000	5,000
82506000	Rec Center Fund	45649	Enrichment Fee - Dance	0	0	0	9,000	14,000
01300000	General Fund	45650	CPR Class Fee	230	1,980	0	0	0
82506000	Rec Center Fund	45651	Enrichment Fee - Art Classes	0	0	0	1,000	2,000
82506000	Rec Center Fund	45652	Enrichment Fee - Camps	0	0	0	24,000	37,000
82506000	Rec Center Fund	45653	Enrichment Fee - Participants	0	0	0	12,000	19,000
01502612	General Fund	45715	Community Center Rental	12,387	55,525	78,000	78,000	78,000
01508644	General Fund	45720	Sports Field Rental	38,929	51,167	500	500	500
01502613	General Fund	45725	Thompson Barn Rental	59,627	235,711	127,000	127,000	127,000
01502612	General Fund	45730	NGA Rental	6,175	100	3,000	3,000	0
82503000	Rec Center Fund	45732	Facility Rental Fees	0	0	0	1,000	2,000
01502614	General Fund	45735	Park Shelter Rental	40,329	42,473	30,000	30,000	30,000
01502612	General Fund	45740	Senior Center Rental	3,862	15,990	23,500	23,500	23,500
01503615	General Fund	45802	BBQ Admission	31,157	25,768	44,000	44,000	44,000
01503615	General Fund	45804	BBQ Admissions Tax	1	0	0	0	0
01503615	General Fund	45806	BBQ Contestant	36,600	37,800	40,000	40,000	40,000
01503615	General Fund	45808	BBQ Electricity	7,700	7,900	0	0	0
01503615	General Fund	45810	BBQ Parking	2,640	2,595	0	0	0
01503615	General Fund	45812	BBQ Souvenirs	2,143	2,280	4,000	4,000	4,000
01503615	General Fund	45816	BBQ Vendor	1,897	2,058	0	0	0
01503616	General Fund	45822	Chili Admissions	170	0	0	0	0
01503616	General Fund	45826	Chili Contestants	12,540	12,241	15,000	15,000	15,000
01503616	General Fund	45828	Chili Souvenir	2,516	2,182	0	0	0
01503616	General Fund	45832	Chili Vendor	713	617	0	0	0
01503611	General Fund	45835	Movie in Park Concession Vendor	75	250	0	0	0
01503619	General Fund	45835	Enchanted Forest Concession Vendor	0	75	0	0	0
01503619	General Fund	45836	Enchanted Admission	0	0	7,000	7,000	7,000
01503620	General Fund	45844	Freedom Run	34,600	29,637	35,000	35,000	35,000
01503623	General Fund	45846	Other Events	0	-5	2,000	2,000	2,000
01503625	General Fund	45848	Spinach Admission	0	0	2,000	2,000	2,000
01503625	General Fund	45852	Spinach Crafter	0	10,230	10,000	10,000	10,000

ORG	Fund	OBJ	DESCRIPTION	2015	2016	2017	2017	2018
				ACTUAL	ACTUAL	ORIGINAL BUDGET	REVISED BUDGET	BUDGET
01503625	General Fund	45854	Spinach Souvenir	0	1,042	400	400	400
01503625	General Fund	45858	Spinach Vendor	1,182	1,167	1,000	1,000	1,000
01503627	General Fund	45859	Tails on Trails Vendor	25	500	0	0	0
01503627	General Fund	45861	Tails on Trails Swim Admission	1,684	328	0	0	0
01503656	General Fund	45863	Bridal Show Booth	1,900	0	0	0	0
01506655	General Fund	45863	Art & Wine Fair Booth	4,883	4,465	4,750	4,750	4,750
01506655	General Fund	45864	Art & Wine Fair Vendors	562	492	600	600	600
01506655	General Fund	45865	Art & Wine Fair Souvenirs	376	9	500	500	500
01506655	General Fund	45866	Art & Wine Fair Souvenirs Tax	-5	0	0	0	0
01506655	General Fund	45867	Art & Wine Fair Admission	14,026	12,301	40,000	40,000	40,000
01506655	General Fund	45868	Art & Wine Fair Admission Tax	-1,258	1	0	0	0
01503627	General Fund	45869	Tails on Trails Admission Tax	152	-153	0	0	0
01509647	General Fund	45902	Ad Astra Pool Guest	20,094	28,227	30,721	30,721	30,721
01509647	General Fund	45904	Ad Astra Pool Rental	3,019	0	8,918	8,918	8,918
01509648	General Fund	45906	Flat Rock Creek Pool Guest	16,503	16,643	16,594	16,594	16,594
01509648	General Fund	45908	Flat Rock Creek Pool Rental	946	1,260	1,230	1,230	1,230
01509649	General Fund	45910	Indian Trails Pool Guest	47,068	51,610	65,625	65,625	65,625
01509649	General Fund	45912	Indian Trails Pool Rental	3,230	336	0	0	0
01509649	General Fund	45914	Pool Membership	107,022	115,489	207,750	207,750	207,750
01509650	General Fund	45916	Swim Lessons	29,881	34,464	30,750	30,750	30,750
82509661	Rec Center Fund	45916	Aquatics Fee - Swim Lessons	0	0	0	59,000	92,000
82509661	Rec Center Fund	45917	Aquatics Fee - Participants	0	0	0	100	200
01509651	General Fund	45918	Swim Team	19,841	17,069	25,625	25,625	25,625
01500000	General Fund	45950	Damage Fee	0	500	0	0	0
			Charges for Services Total	7,750,057	9,448,360	10,050,055	10,035,055	10,903,112
01352000	General Fund	46100	Alarm Fines	55,152	65,928	60,000	60,000	60,000
01352000	General Fund	46105	Alcohol Fines	40	24	0	0	0
01352000	General Fund	46115	Court & Cost	1,288,772	1,178,803	1,500,000	1,200,000	1,230,000
01201000	General Fund	46120	Nuisance Fine	920	396	1,000	1,000	1,000
01201000	General Fund	46125	Weed Fine	43,232	18,287	30,000	30,000	20,000
			Fines & Forfeitures Total	1,388,116	1,263,438	1,591,000	1,291,000	1,311,000
01	General Fund	47120	Investment earnings	312,803	406	240,000	240,000	450,000
05	Debt Service Fund	47120	Investment earnings	29,695	42,924	73,000	73,000	75,000
40	PRIF Zone 1 Fund	47120	Investment earnings	2,353	4,803	0	0	0
41	PRIF Zone 2 Fund	47120	Investment earnings	1,061	2,207	0	0	0
42	PRIF Zone 3 Fund	47120	Investment earnings	1,675	2,003	0	0	0
43	Street Tree Zone 1 Fund	47120	Investment earnings	328	375	0	0	0
44	Street Tree Zone 2 Fund	47120	Investment earnings	-143	313	0	0	0
45	Street Tree Zone 3 Fund	47120	Investment earnings	236	657	0	0	0
46	TIP Zone 1 Fund	47120	Investment earnings	3,385	4,212	0	0	0
47	TIP Zone 2 Fund	47120	Investment earnings	1,740	-634	0	0	0
48	TIP Zone 3 Fund	47120	Investment earnings	2,478	2,284	0	0	0
80	Stormwater Operating Fund	47120	Investment earnings	10,297	9,195	28,000	28,000	30,000
01	General Fund	47130	Investment Earnings - M2M	-65,665	244,885	0	0	0
05	Debt Service Fund	47130	Investment Earnings - M2M	60,661	1,245	0	0	0
40	PRIF Zone 1 Fund	47130	Investment Earnings - M2M	376	-4,169	0	0	0
41	PRIF Zone 2 Fund	47130	Investment Earnings - M2M	869	-992	0	0	0
42	PRIF Zone 3 Fund	47130	Investment Earnings - M2M	608	-652	0	0	0
43	Street Tree Zone 1 Fund	47130	Investment Earnings - M2M	805	24	0	0	0
44	Street Tree Zone 2 Fund	47130	Investment Earnings - M2M	689	124	0	0	0
45	Street Tree Zone 3 Fund	47130	Investment Earnings - M2M	1,673	-165	0	0	0
46	TIP Zone 1 Fund	47130	Investment Earnings - M2M	6,304	-2,215	0	0	0
47	TIP Zone 2 Fund	47130	Investment Earnings - M2M	4,928	-1,102	0	0	0
48	TIP Zone 3 Fund	47130	Investment Earnings - M2M	1,628	-568	0	0	0
80	Stormwater Operating Fund	47130	Investment Earnings - M2M	29,764	-6,454	0	0	0
01350401	General Fund	47500	Tower Lease	436,539	430,242	363,000	363,000	357,000
01	General Fund	47600	Rents & Royalties	20,091	20,091	20,091	20,088	137,411
01015000	General Fund	47600	Rents & Royalties	0	0	0	0	50,890
			Use of Money Total	865,178	749,038	724,091	724,088	1,100,301
01509646	General Fund	48103	Lanyards sales	0	123	0	0	0
01509647	General Fund	48105	Concessions Ad Astra	5,266	7,422	17,340	17,340	17,340
01509647	General Fund	48110	Concessions Ad Astra Sales Tax	0	-5	0	0	0
01509648	General Fund	48115	Concessions Flat Rock Creek	5,339	6,252	8,670	8,670	8,670
01509648	General Fund	48120	Concessions Flat Rock Creek Sales Tax	0	-36	0	0	0
01509649	General Fund	48130	Concessions Indian Trails Sales Tax	0	11	0	0	0
01509649	General Fund	48125	Concessions Indian Trails	15,462	15,867	25,500	25,500	25,500
01	General Fund	48135	Concessions	252	0	500	500	0
01500000	General Fund	48210	Vending Community Center	4,647	4,174	800	800	800
82500001	Rec Center Fund	48210	Vending Rec Center	0	0	0	5,000	8,000
01500000	General Fund	48212	Vending - Community Center Tax	-6	-23	0	0	0

ORG	Fund	OBJ	DESCRIPTION	2015	2016	2017	2017	2018
				ACTUAL	ACTUAL	ORIGINAL BUDGET	REVISED BUDGET	BUDGET
82500001	Rec Center Fund	48216	Pro-Shop	0	0	0	4,000	6,000
02	Endowment Fund	48230	Donations	4,148	6,925	0	0	0
82500001	Rec Center Fund	48230	Donations	0	0	0	6,000	9,000
01	General Fund	48235	Insufficient Funds	502	530	800	800	800
01	General Fund	48245	Insurance Settlement	69,910	0	0	0	0
01	General Fund	48250	Long/Short	-250	68	0	0	0
01	General Fund	48257	Other	84,916	126,788	100,000	100,000	100,000
25	Special Highway Fund	48257	Other	0	0	75,000	75,000	75,000
80	Stormwater Operating Fund	48257	Other	0	0	90,070	90,070	90,095
01350000	General Fund	48257	Other	5,663	1,211	0	0	0
01	General Fund	48260	Photocopies	3,352	3,008	3,000	3,000	3,000
01	General Fund	48270	Pcard Rebate	47,162	53,530	54,000	54,000	51,000
01503623	General Fund	48275	Souvenir I Like	521	579	0	0	0
01503623	General Fund	48280	Souvenir I Like tax	-1	11	0	0	0
01504632	General Fund	48281	Shining Stars Gear	3,236	4,693	0	0	0
01504632	General Fund	48282	Shining Stars Gear Tax	-8	-7	0	0	0
01507642	General Fund	48283	Coffee Walk & Talk T-shirt Sales	119	9	0	0	0
01507642	General Fund	48284	Coffee Walk & Talk T-shirt Sales Tax	3	0	0	0	0
			Miscellaneous Total	250,233	231,131	375,680	390,680	395,205
01	General Fund	49200	Refunds	-58	-30	0	0	0
01	General Fund	49210	Auction Proceeds	8,481	10,700	0	0	0
01	General Fund	49310	Sale of Land	2,479,912	1,130	0	0	0
01503615	General Fund	49410	BBQ Sponsorship	31,236	21,815	40,000	40,000	40,000
01503616	General Fund	49415	Chili Sponsorship	16,941	13,395	7,500	7,500	7,500
01503619	General Fund	49420	Enchanted Sponsorship	715	1,821	0	0	0
01503627	General Fund	49426	Tails on Trails Sponsorship	390	1,239	0	0	0
01503621	General Fund	49427	Sponsorship - Sar Ko Aglow	0	885	500	500	500
01506654	General Fund	49428	Sponsorship - Get Outdoors	245	920	500	500	500
01503611	General Fund	49429	Sponsorship - Movie in the Park	0	1,323	0	0	0
01506655	General Fund	49433	Sponsorships - Art	7,866	9,768	6,000	6,000	6,000
01	General Fund	49435	Sponsorship - Other	12,000	4,750	0	0	0
01503623	General Fund	49435	Sponsorship - Other	80	343	0	0	0
01503620	General Fund	49430	Freedom Run Sponsorship	4,861	2,728	2,000	2,000	2,000
01503625	General Fund	49425	Spinach Sponsorship	7,213	10,014	4,500	4,500	4,500
01	General Fund	49500	Transfer in	22,726	41,312	0	0	45,000
05	Debt Service Fund	49500	Transfer in	230,456	211,106	0	0	0
06	TIF Debt Service	49500	Transfer in	219,310	225,700	0	0	0
41	PRIF Zone 2 Fund	49500	Transfer in	22,632	0	0	0	0
46	TIP Zone 1 Fund	49500	Transfer in	30,129	107	0	0	0
80	Stormwater Operating Fund	49500	Transfer in	85,863	542,579	0	0	0
82	Rec Center Fund	49518	Transfer in - General Fund	0	0	328,408	328,408	231,948
01	General Fund	49532	Transfer in Special Alcohol	32,206	63,937	61,000	61,000	66,500
25	Special Highway Fund	49534	Transfer in - Special Highway	0	252,040	0	0	0
54	Ridgeview TIF District Fund	49541	Transfers In	21,536	0	0	0	0
05	Debt Service Fund	49544	Trans in Unused Proceeds	0	15,767	0	0	0
28	Tourism & Convention Fund	49544	Trans in Unused Proceeds	0	7,687	0	0	0
80	Stormwater Operating Fund	49544	Trans in Unused Proceeds	2,707	204,607	0	0	0
			Non Revenue Receipts Total	3,237,447	1,645,641	450,408	450,408	404,448
Grand Total All Funds				95,015,100	98,776,643	102,704,080	105,012,627	112,443,007



Appendix

**Annual Budget Document
2018 Supplement
City of Lenexa
January 1 - December 31**

Fund Descriptions

General Fund (Fund 01): The General Fund is the principal fund of the City and accounts for all financial transactions not accounted for in other funds. The majority of current operating expenditures of the City are financed through revenue received by the General Fund.

Debt Service Fund (Fund 05 and 06): The Debt Service Fund is used to account for resources to be used for the payment of principal, interest and related costs of the General Obligation (G.O.) Bonds and Tax Increment Financing (T.I.F.) Bonds of the City.

Special Highway Fund (Fund 25): Special Highway Fund expenditures are used to account for monies levied by the State of Kansas (Motor Fuel Tax) producing revenues to be used to defray in whole, or in part, the cost of constructing, altering, reconstructing, maintaining and repairing streets and highways.

Special Alcohol Fund (Fund 26): The Special Alcohol Fund is used to account for monies provided by a state liquor taxation on private clubs and expended for the purchase, establishment, and maintenance of services or programs for alcoholism prevention and education. Special Alcohol Funds are to be evenly distributed between the General Fund, Special Parks & Recreation Fund, and Special Alcohol Fund.

Special Parks & Recreation Fund (Fund 27): The Special Parks & Recreation Fund is used to account for monies provided by a state liquor taxation on private clubs, and expended for the purchase, establishment, and maintenance or expansion of park and recreational services, programs and facilities. Special Alcohol Funds are evenly distributed between the General Fund, Special Parks & Recreation Fund, and Special Alcohol Fund.

Tourism and Convention Fund (Fund 28): The Tourism and Convention Fund is used to account for monies derived from transient guest tax levied upon the gross rental receipts paid by guests for lodging to be used for promotion of tourism, conventions, and economic development.

Parks & Recreation Impact Fee Zone Funds (Fund 40, 41 and 42): To account for monies provided by park impact fees imposed on new development and expended on parks and recreation facilities.

Street Tree Zone Funds (Fund 43, 44 and 45): To account for monies received from building permits for the purpose of financing the landscaping of street-side property.

Transportation Improvement Plan Zone Funds (Fund 46, 47, 48): To account for monies provided by traffic impact fees imposed on new development and expended on transportation operational improvements.

Neighborhood Revitalization Fund (Fund 50): The Neighborhood Revitalization Fund provides for revitalization efforts to improve neighborhoods and continue the City's reputation as a safe, attractive and friendly community. The incentives encourage property owners to reinvest and increase the assessed value of their properties.

Fund Descriptions

City Center TIF Fund (Fund 51): To account for monies received from the County for the TIF property tax increment to reimburse the developer for certified costs associated with the City Center TIF District.

City Center East TIF Fund (Fund 52): To account for monies received from the County for the TIF property tax increment to reimburse the developer for certified costs associated with the City Center East TIF District.

Mining TIF District Fund (Fund 53): To account for monies received from the County for the TIF property tax increment to reimburse the developer for certified costs associated with the Mining TIF District.

Ridgeview Mining TIF District Fund (Fund 54): To account for monies received from the Tax Increment Financing District for the purpose of redevelopment in the area southwest of the intersection of Prairie Star Parkway and Renner Boulevard.

Orchard Corners CID Fund (Fund 56): To account for monies received from the Orchard Corners Community Improvement District which is funded by an additional 1% sales tax in the district area.

Prairie Creek CID Fund (Fund 57): To account for monies received from the Prairie Creek Community Improvement District which is funded by an additional 1% sales tax in the district area.

Quivira 95 CID Fund (Fund 58): To account for monies received from the Quivira 95 Community Improvement District which is funded by an additional 1% sales tax in the district area.

Greystone Plaza CID Fund (Fund 59): To account for monies received from the Greystone Plaza Community Improvement District which is funded by an additional 1% sales tax in the district area.

City Center East #1 CID Fund (Fund 61): To account for monies received from the City Center East #1 Community Improvement District which is funded by an additional 1% sales tax in the district area.

City Center East #2 CID Fund (Fund 62): To account for monies received from the City Center East #2 Community Improvement District which is funded by an additional 1% sales tax in the district area.

I-35 and 95th Street TIF Fund (Fund 63): To account for monies received from the Tax Increment Financing District for the purpose of redevelopment in the area near the intersection of 95th Street and Interstate 35.

SpringHill Suites CID Fund (Fund 64): To account for monies received from the SpringHill Suites Community Improvement District which is funded by an additional 1% sales tax in the district area.

Fund Descriptions

Candlewood Suites CID Fund (Fund 65): To account for monies received from the Candlewood Suites Community Improvement District which is funded by an additional 1% sales tax in the district area.

Holiday Inn Express CID Fund (Fund 66): To account for monies received from the Holiday Inn Express Community Improvement District which is funded by an additional 1% sales tax in the district area.

Stormwater Management Fund (Fund 80): The Stormwater Management Fund is used to account for revenues from stormwater utility charges, capital charges, General Fund revenues and grant funds to provide a systematic, economical and environmentally sensitive means for managing stormwater.

Rec Center Fund (Fund 82): The Rec Center Fund is used to account for monies received from memberships, passes, and class fees at the Lenexa Rec Center.

Department Descriptions

DEPARTMENT NUMBER	DEPARTMENT DESCRIPTION
01	Executive
03	Transfers
05	Economic Development
10	Finance
11	Human Resources
15	Enterprise Systems & Technology
18	Legal
20	Community Development
30	Fire
35	Police
38	Emergency Management
40	Municipal Services
50	Parks & Recreation
70	Debt Service

Division Descriptions

DIVISION NUMBER	DIVISION DESCRIPTION
010	Governing Body
011	City Administrator
012	Communications
013	Court
014	City Clerk
015	Public Market
030	Transfers
051	Economic Development-Community Improvement District
052	Economic Development-Neighborhood Revitalization District
053	Economic Development-Tax Increment Financing
054	Economic Development-Convention & Visitors Bureau
055	Economic Development-Economic Development Council
056	Economic Development-Other
100	Finance
110	Human Resources - Administration
111	Human Resources - Recruiting
150	Enterprise Systems & Technology
180	Legal - Administration
181	Legal - Prosecution
200	Community Development - Administration
201	Community Development - Community Standards
202	Community Development - Building Inspect
203	Community Development - Land Use
204	Community Development - Engineering
300	Fire - Administration
301	Fire - Operations
302	Fire - Planning
303	Fire - Logistics
350	Police - Administration
351	Police - Investigations
352	Police - Patrol
380	Emergency Management
400	Municipal Services - Administration
401	Municipal Services - Highways & Streets
402	Municipal Services - Traffic
403	Municipal Services - Facilities
404	Municipal Services - Fleet
405	Municipal Services - Stormwater
406	Municipal Services - Parking Structure
500	Park & Rec - Administration
501	Parks & Recreation - Maintenance
502	Parks & Recreation - Programming
503	Parks & Recreation - Events
504	Parks & Recreation - Active Adults
505	Parks & Recreation - Youth
506	Parks & Recreation - Art & Enrichment
507	Parks & Recreation - Program Nature
508	Parks & Recreation - Sports
509	Parks & Recreation - Pool
700	Debt Service

Org Code Descriptions

ORG NUMBER	ORG DESCRIPTION
01	General Fund
01010000	Governing Body
01011000	City Administration
01012000	Communications
01013000	Court
01014000	City Clerk
01015000	Public Market
01030000	Transfers
01052000	Economic Development - NRD
01100000	Finance
01110000	Human Resources- Administration
01111011	Human Resources- Recruiting
01150000	EST - Administration
01150012	EST - Support Services
01150013	EST - Data/Analytics
01150014	EST - Infrastructure
01180000	Legal - Administration
01181000	Legal - Prosecution
01200000	Community Development - Administration
01201000	Community Development - Comm Standards
01202000	Community Development - Building Inspection
01203000	Community Development - Land Use
01204000	Community Development - Engineering
01300000	Fire - Administration
01300011	Fire - Recruitment & Selection
01300301	Fire - Domestic Preparedness
01300302	Fire - Occupational Safety
01300303	Fire - Prof Development
01301000	Fire Operations - Administration
01301305	Fire Operations - Technical Rescue
01301306	Fire Operations - Haz Mat
01302000	Fire Planning - Administration
01302310	Fire Planning - Prevention
01302311	Fire Planning - Investigation
01302312	Fire Planning - Education
01303314	Fire Logistics - Vehicles
01303316	Fire Logistics - Equipment
01303318	Fire Logistics - EMS Training
01303500	Fire Logistics - Facilities
01350000	Police - Administration

Org Code Descriptions

ORG NUMBER	ORG DESCRIPTION
01350401	Police - Administration Towers
01351000	Police - Investigations
01352000	Police Patrol
01352011	Police Patrol - Recruiting
01352307	Police Patrol - Bike
01352402	Police Patrol - K9
01352403	Police Patrol - Traffic
01352404	Police Patrol - Tactical
01352405	Police Patrol - Animal Control
01352406	Police Patrol - School Resource Officer
01352407	Police Patrol - Firearms
01352409	Police Patrol - Training
01380000	Emergency Management
01400000	Municipal Services - Administration
01401501	Municipal Services - Highways & Streets Snow
01401502	Municipal Services - Highways & Streets
01402503	Municipal Services - Traffic Street Light
01402504	Municipal Services - Traffic
01403500	Municipal Services - Facilities
01404000	Municipal Services - Fleet
01406000	Municipal Services - Parking Structure
01500000	Park & Recreation - Administration
01501000	Parks & Recreation - Maintenance Administration
01501500	Parks & Recreation - Maintenance Facilities
01501601	Parks & Recreation - Maintenance Turf
01501602	Parks & Recreation - Maintenance Landscape
01501612	Parks & Recreation - Custodial
01502000	Parks & Recreation - Program Administration
01502612	Parks & Recreation - Program Custodial
01502613	Parks & Recreation - Thompson Barn
01502614	Parks & Recreation - Other
01502653	Parks & Recreation - National Guard Armory
01503615	Parks & Recreation - BBQ
01503616	Parks & Recreation - Chili
01503617	Parks & Recreation - Community Days
01503618	Parks & Recreation - Cupid Gem
01503619	Parks & Recreation - Enchanted Forest
01503620	Parks & Recreation - Freedom Run
01503621	Parks & Recreation - Holiday Light
01503622	Parks & Recreation - May Music
01503623	Parks & Recreation - Other events
01503624	Parks & Recreation - Bike Ride
01503625	Parks & Recreation - Spinach
01503626	Parks & Recreation - Senior Banquet

Org Code Descriptions

ORG NUMBER	ORG DESCRIPTION
01503627	Parks & Recreation - Tails on Trails
01503656	Parks & Recreation - Bridal Show
01504628	Parks & Recreation - Adult Fitness
01504629	Parks & Recreation - Senior Programs
01504630	Parks & Recreation - Adult Sports
01504631	Parks & Recreation - Adult Trips
01504632	Parks & Recreation - Other
01505633	Parks & Recreation - Youth Trips
01505634	Parks & Recreation - Youth Sports
01505635	Parks & Recreation - Arts & Crafts
01505636	Parks & Recreation - Camps & Shows
01506637	Parks & Recreation - Programs Art Council
01506638	Parks & Recreation - Programs Cook
01506640	Parks & Recreation - Programs Dance
01506654	Parks & Recreation - Get Outdoors
01506655	Parks & Recreation - Art & Wine Fair
01507642	Parks & Recreation - Programs Nature
01507643	Parks & Recreation - Community Gardens
01508645	Parks & Recreation - Tennis
01509646	Parks & Recreation - Swimming Pools
01509647	Parks & Recreation - Pool Ad Astra
01509648	Parks & Recreation - Pool Flat Rock Creek
01509649	Parks & Recreation - Pool Indian Trails
01509651	Parks & Recreation - Pool Swim Team
05	Debt Service Fund
05700000	Debt Service
06	TIF Debt Service Fund
06700000	TIF Debt Service
25	Special Highway Fund
25401502	Special Highway - Streets
26	Special Alcohol Fund
26350000	Drug & Alcohol Awareness
27	Special Parks & Recreation Fund
27501000	Special Parks
28	Tourism & Convention Fund
28054000	Economic Development-Convention & Visitors Bureau
28055000	Economic Development-Economic Development Council
28056000	Economic Development - Other
28500652	Parks & Recreation - Legler Barn

Org Code Descriptions

ORG NUMBER	ORG DESCRIPTION
40	Parks & Recreation Impact Fee - Zone 1
40501703	PRIF Zone 1
40501709	PRIF Zone 1 - Arts
41	Parks & Recreation Impact Fee - Zone 2
41501704	PRIF Zone 2
41501710	PRIF Zone 2 - Arts
42	Parks & Rereation Impact Fee - Zone 3
42501705	PRIF Zone 3
42501706	PRIF Zone 3 - Arts
43	Street Tree Fund - Zone 1
43501706	Street Tree Zone 1
44	Street Tree Fund - Zone 2
44501707	Street Tree Zone 2
45	Street Tree Fund - Zone 3
45501708	Street Tree Zone 3
46	TIP Fee Fund - Zone 1
46402000	TIP Zone 1
47	TIP Fee Fund - Zone 2
47402000	TIP Zone 2
48	TIP Fee Fund - Zone 3
48402000	TIP Zone 3
50	Neighborhood Revitalization District
50052000	Economic Development - NRD
51	City Center TIF Fund
51053000	Economic Development - TIF
52	City Center East TIF Debt Fd
52053000	Economic Development - TIF
53	Mining TIF Fund
53053000	Economic Development - TIF
54	Ridgeview Mining TIF Fund
54053000	Economic Development - TIF
56	Orchard Corners CID Fund
56051000	Economic Development - CID
57	Prairie Creek CID Fund
57051000	Economic Development - CID

Org Code Descriptions

ORG NUMBER	ORG DESCRIPTION
58	Quivira 95 CID Fund
58051000	Economic Development - CID
59	Greystone Plaza CID Fund
59051000	Economic Development - CID
61	City Center East CID #1 Fund
61051000	Economic Development - CID
62	City Center East CID #2 Fund
62051000	Economic Development - CID
63	I-35 & 95th Street TIF
63053000	Economic Development - TIF
80	Stormwater Oper Fund
80000000	Stormwater - GAAP
80405000	Stormwater - Administration
80405500	Stormwater - Maintenance
80405550	Stormwater - Development
80700000	Stormwater - Debt Service
82	Rec Center Fund
82500001	Rec Center - Administration
82501001	Rec Center - Facilities
82502000	Rec Center - Programming
82502659	Rec Center - Custodial
82503000	Rec Center - Rentals & Events
82504628	Rec Center - Fitness
82505657	Rec Center - Youth
82506000	Rec Center - Enrichment
82508660	Rec Center - Sports
82509661	Rec Center - Pools
82510000	Rec Center - Fitness

Expenditure Object Code Definitions

Obj Code	Description	Definitions
Personnel Services		
51000	Wages	
51100	Regular salary/wages	Regular hourly and salaried employee wages.
51110	Overtime/Shift/Hazard	Overtime/shift/hazard pay.
51115	Holiday	Includes all salary wages paid to full time and regular part time employees who work a holiday.
51120	Allowances	Includes monetary allowances paid to employees for tools, clothing, and car allowances. (Mileage reimbursements not included)
51125	Education	Include expenditures associated with higher education or certification courses attended with a successful completion of course. The courses should be designed to increase the employee's level of skill or expertise. (College courses or certification programs)
51130	Compensation Reserve	Reserve funds set aside for pay plan adjustments and salary increases.
51200	Overtime - Fire	
51202	Overtime - Fire inspection	Fire Overtime wages paid as a result of business fire code inspections.
51204	Overtime - Automatic/Mutual Aid	Fire Overtime wages paid as a result of a response outside of Lenexa city limits.
51206	Overtime - Call back	Fire Overtime wages paid as a result of an emergency call-back in Lenexa.
51210	Overtime - Fire investigation	Fire Overtime wages paid as a result of fire investigations.
51214	Overtime - Other	Fire Other overtime wages paid.
51216	Overtime - Premium Pay	Fire FLSA (Fair Labor Standards Act) 27 day cycle.
51218	Overtime - Program Management	Fire Overtime wages paid as a result of attending a committee meeting.
51220	Overtime - Public Education	Fire Overtime wages paid as a result of public education seminars/events.
51222	Overtime - Special Event	Fire Overtime wages paid as a result of working a city sponsored special event (BBQ, Freedom Run, etc.).
51226	Overtime - Training	Fire Overtime wages paid as a result of training.
51227	Overtime - Paramedic Coverage	Fire Overtime wages paid as a result of paramedic credentialing.
51500	Benefits	
51505	Employers FICA/OADSI	City's match of employees' social security wages (FICA), (old age portion).
51510	Employers FICA/Medicare	City's match of employees' social security wages (FICA), (Medicare portion).
51515	Employers KPERS	City's contributions for KPERS (Kansas Public Employees Retirement System).
51520	Employers KPERS W@R	City's contributions to KPERS for employees who are rehired after retirement.
51525	Employers KP&F	City's contributions for KP&F (Kansas Police and Fire Retirement System).
51530	Pension Plan	City's contributions to 401A plan and the city's contributions for the Defined Benefit Pension Plan which was frozen as of December 31, 2009.
51540	Workers Compensation	City's expenditures for Workers Compensation Insurance.
51545	State Unemployment	City's expenditures for State Unemployment Insurance (SUI).
51550	Health insurance	City's expenditure for group health insurance.
51555	Short term disability	City's expenditure for short term disability insurance coverage for full time employees.
51565	Life Insurance	City's expenditure for the city's group term life insurance policy.
51570	Employee Assistance Program	City's expenditure for the employee assistance program (EAP).
51575	Other Benefits	Miscellaneous other benefits provided for employees, such as taxable fringe benefits.
51900	Stormwater GAAP - OPEB	Amount accrued in the stormwater (enterprise) fund at the end of the year for other post employment benefits.
51910	Stormwater GAAP - Compensated Absence	Amount accrued in the stormwater (enterprise) fund at the end of the year for compensated absences.
51920	Stormwater GAAP - Net Pension Obligation	Amount accrued in the stormwater (enterprise) fund at the end of the year for net pension obligation.

Expenditure Object Code Definitions

Obj Code	Description	Definitions
Contractual Services		
52100	Services	
52103	Animal boarding	Costs for animal impound services.
52104	Animal waste disposal	Costs for disposal of animal remains.
52106	Appraisal services	Costs of appraisal services for property.
52109	Auditing services	Costs for external auditing services.
52110	Banking services	Costs for banking fees and services.
52111	Bond counsel	Costs for bond counsel services related to debt issuance and economic development projects.
52114	Concrete coring	Costs for process of drilling holes through walls and floors that are made of concrete to extract samples.
52116	Collections cost	Costs for third party collection agency services.
52117	Cost of issuance	Other costs related to the issuance of debt.
52118	Credit card processing	Costs for credit card processing services by merchant banks.
52120	CVB	Payments made to the Lenexa Convention & Visitor's Bureau.
52121	Dumpster - regular trash	Costs for regular trash service.
52122	Dumpster - program	Costs for the city's dumpster weekend program.
52123	Dumpster - spring clean up	Costs for the city's spring clean up program.
52124	EDC	Payments made to the Lenexa Economic Development Council.
52126	Engineering - Design	Costs for abstractors, architectural and engineering services.
52127	Engineering - Construction Observation	Cost for observation of construction to see whether work is being provided according to plans and specifications.
52128	Engineering - Construction Observation In-house	Cost for in-house observation of construction to see whether work is being provided according to plans and specifications.
52129	Engineering - Material Testing	Cost to a third party to assess product quality, functioning, safety, reliability and toxicity.
52130	Financial advisor	Costs for financial advisor services.
52134	Human Resources services	Costs for third party services related to human resources functions.
52138	Insurance services	Cost for all insurance other than that related to personal services and torts (includes vehicle, property and liability coverage).
52140	Interpreter services	Costs for interpreter services.
52142	Investment fees	Costs for investment activity by the city.
52144	Janitorial services	Costs for janitorial services.
52146	Landfill disposal	Costs for disposal of asphalt and concrete tear out.
52148	Laundry/sanitation services	Includes vehicle wash, towel and floor mat service, laundering of firemen's bedding and uniform dry-cleaning or laundering.
52150	Legal services	Costs for legal services other than bond counsel.
52153	Medical services	Costs for medical services provided to the city in reference to the city's health and wellness program.
52154	Mowing (weeds)	Costs for third party mowing services (includes weed ordinance enforcement).
52155	Mowing (Nuisance)	Costs for third party to remove/clean up trash.
52156	Offsite storage	Costs for storing materials at offsite locations.
52158	Other financial services	Costs for other financial services not otherwise classified.
52159	Other professional services	Costs for other services not otherwise classified.
52160	Payments to other agencies	Contributions paid to other agencies (includes Home Share, utility assistance, crossing guard services, interlocal agreements).
52162	Payroll processing/HRIS	Costs of services for payroll and human resource information services.
52164	Performer/Entertainer	Costs for third party contractors to perform at city events/programs.
52166	Photography services	Costs for photo services.
52168	Pre-employment screenings	Costs for pre-employment screenings.
52169	Pre-employment labs	Costs of lab services required for employment.
52170	Pre-employment physicals	Costs of physicals required for employment.
52171	Pre-employment drug screen	Costs of drug screening required for employment.
52172	Prisoner boarding	Costs paid to Johnson County for prisoner incarceration.
52174	Public defender	Costs for public defender for court proceedings.
52177	Snow Removal	Costs for third party to remove snow from city property.
52178	Temporary agencies	Includes payments to temporary agencies and others on a fee basis for temporary labor assistance.
52180	Third party outsourcing	Costs to a third party agency for services not otherwise classified.

Expenditure Object Code Definitions

Obj Code	Description	Definitions
52184	Tub grinder	Cost for equipment used to mulch small trees and branches.
52186	Underwriting	Costs for underwriting services related to city issued debt.
52188	Wellness services	Costs to a third party agency for providing wellness services to the city.
52190	LAN support	Costs of a third party agency to analyze, design, implement and support a local area network.
52192	Mobile device support	Costs of a third party agency to support mobile devices including supplemental staffing and technical support.
52194	PC/printer support	Costs of a third party agency for personal computer (PC) and printer installation, configuration and support.
52196	Server support	Costs of a third party agency to support server installations, configuration and upgrades, supplemental staffing and technical support.
52198	Video transmission support	Costs of a third party agency for analyzing, designing, implementing and support of a video transmission system and equipment.
52199	WAN support	Costs of a third party agency for analyzing, designing, implementing and support of a wide area network.
52200	Taxes	
52205	Taxes - Property	General property taxes paid for city-owned property.
52210	Taxes - Special Assessments	Special assessment taxes paid for city-owned property located in special benefit districts.
52215	Taxes - Stormwater	Stormwater fees paid for city-owned property (billed on the property tax bill).
52220	Taxes - Wastewater	Wastewater fees paid for city-owned property.
52222	Taxes - Other	Taxes paid that are not otherwise classified.
52300	Training/Travel/Meetings	
52302	Training/Travel/Mtgs - Per Diem	Costs for per diem paid for overnight travel.
52303	Meals/Food/Refreshments	Costs for meals and food not related to overnight travel.
52304	Training/Mtgs - Registration	Costs for conference and meeting registrations.
52306	Training/Travel - Airline	Costs of airline fees including baggage and check-in fees.
52308	Training/Travel - Mileage	Costs for mileage paid for travel and training activities (both local and overnight travel).
52310	Training/Travel - Parking	Costs of parking at airport and hotels.
52312	Training/Travel - Taxi	Costs for taxi service.
52314	Training/Travel - Tolls	Costs for tolls paid (both local and overnight travel).
52316	Training/Travel - Lodging	Costs for hotel charges for overnight travel.
52318	Training/Travel - Rental Car	Costs of rental cars (both local and overnight travel).
52320	Training/Mtgs - Hosted by city	Costs for events and meetings hosted by the city.
52322	Training - Materials	Costs of materials for training activities.
52324	Mileage - Other	Cost of mileage paid for activities other than travel and training (meetings, etc.).
52400	Maintenance Agreement	
52415	Maint Agrmnt - Equipment	Includes cost of maintenance contracts for city equipment.
52420	Maint Agrmnt - Facility	Cost of maintenance contacts/agreements related to facilities.
52422	Maint Agrmnt - Irrigation	Cost of maintenance contacts/agreements related to irrigation.
52424	Maint Agrmnt - Landscape	Cost of maintenance contacts/agreements related to landscape.
52430	Maint Agrmnt - Street	Cost of services for maintain streets including seal coating, etc.
52431	Maint Agrmnt - Street lights	Cost of maintenance contacts/agreements for street lights.
52434	Maint Agrmnt - WAN software	Costs of maintenance contacts/agreements associated wide area network software. This includes WAN configuration and management software.
52436	Maint Agrmnt - WAN equipment	Costs of maintenance contacts/agreements associated wide area network equipment. This includes optimization controllers, customer premise equipment to support voice, video and data transmission.
52438	Maint Agrmnt - Video trans equip	Costs of maintenance contacts/agreements associated with video transmission equipment. This includes cameras, cabling, inverters, controllers, etc.
52440	Maint Agrmnt - LAN equipment	Costs of maintenance contacts/agreements associated with local area network equipment. This includes routers, switches, wireless AP's.
52442	Maint Agrmnt - PC & printers	Costs of maintenance contacts/agreements associated with desktop, laptop, and tablet computers and printers.
52444	Maint Agrmnt - PC software	Costs of maintenance contacts/agreements associated with software used on desktop, laptop, and tablet computing devices.

Expenditure Object Code Definitions

Obj Code	Description	Definitions
52446	Maint Agrmnt - Server software	Costs of maintenance contacts/agreements associated with software residing on servers. This includes server virtualization software, VDI software, backup software and server management software.
52448	Maint Agrmnt - Servers	Costs of maintenance contacts/agreements associated with server equipment. This includes physical servers and SAN equipment.
52450	Maint Agrmnt - Mobile device comp	Costs of maintenance contacts/agreements associated with mobile computing devices. This includes iPads, mobile phones and GPS equipment.
52452	Maint Agrmnt - Mobile device software	Costs of maintenance contacts/agreements associated with software utilized on mobile devices. This includes iPads, mobile phones and GPS equipment.
52454	Maint Agrmnt - Other software	Costs of maintenance contacts/agreements associated with software that does not reside on city owned servers, PC's, iPads, tablets, mobile phones, GPS receivers, etc.
52500	Utility Service	
52505	Cable	Cost for cable TV service.
52510	Electricity	Cost for electricity service.
52515	Gas	Cost for natural gas service.
52520	Mobile devices	Cost for mobile device service - phone, internet, iPads, etc.
52525	Other	Cost for utilities not otherwise listed in chart of accounts.
52530	Telephone	Cost for contractual telephone and teletype service, installation charges, leased communications system such as radio, and facsimile charges, etc.
52535	Trash	Cost of trash service.
52540	Wastewater	Cost of wastewater service.
52545	Water	Cost of water service.
52547	Telecommunications data charge	Costs associated with transmission of data-only devices such as mifi devices.
52551	Mobile device data plan	Costs associated with mobile device service for city business use.
52552	Domain fee	Costs associated with fees for domain names.
52553	Email & Calendaring	Costs associated with e-mail and calendaring services.
52555	Video transmission	Costs associated with recording video transmission.
52557	Internet Service provider	Costs associated with dial-up or direct service link costs when the service is provided by a non-city entity. (e.g. SureWest, TimeWarner, ComCast, AT&T, etc.)
52559	Data wiring	Costs associated with consultation, design, installation, or support for data wiring that is not part of a capital improvement project.
52561	Telephone wiring	Costs associated with consultation, design, installation, or support for telephone wiring that is not part of a capital improvement project.
52562	Cloud Storage	Virtual data storage hosted by a third party.
52563	Computer/data processing	Costs associated with processing charges for server services.
52564	LAN service	Costs associated with managed local area network services. Managed LAN services include hardware, systems level software, monitoring, hot spare replacement in case of failure, and end of life replacement. In a managed LAN service contract, the vendor retains ownership of the hardware/software and provides the staffing necessary to maintain the LAN platform. Do not use this account to record contracted personnel costs. Staffing to supplement agency LAN support staff should be recorded in account LAN support services.
52620	Rents/Leases	
52622	Rents - Range	Rental payments for firing range use (armory and rifle club).
52623	Rents - Facilities	Lease/rental payments related to facilities.
52624	Rents - Equipment	Rental payments on copy machines, postage meters, and vans/automobiles used for tours.
52625	Rents - Other	Costs for rental of equipment not otherwise listed in chart of accounts.
52648	Rents - Lease vehicle	Costs associated with vehicle rental and maintenance as set forth in a rent/lease agreement.
52700	Repair/Maintenance	
52702	Repair/Maint - Facilities	Includes costs of contracts to third party entities or city departments performing repair or maintenance to facilities (includes maintenance contracts).

Expenditure Object Code Definitions

Obj Code	Description	Definitions
52704	Repair/Maint - Equipment	Includes costs of contracts to third party entities or city departments performing repair or maintenance to equipment (includes maintenance contracts).
52706	Repair/Maint - Automotive	Includes costs of contracts to third party entities or city departments performing repair or maintenance to vehicles/automotive equip (includes maintenance contracts).
52708	Repair/Maint - Art	Includes costs of services performed by city department to maintain city art purchases.
52710	Repair/Maint - Comp equipment	Costs associated with the repair or maintenance of computing equipment.
52712	Repair/Maint - WAN equipment	Costs associated with the repair or maintenance of WAN equipment.
52714	Repair/Maint - Video trans equip	Costs associated with the repair or maintenance of video transmission equipment.
52716	Repair/Maint - LAN equipment	Costs associated with the repair or maintenance of LAN equipment.
52718	Repair/Maint - PC & printers	Costs associated with the repair or maintenance of PC's and multi-function printing equipment.
52719	Repair/Maint - Portable devices	Costs associated with repairs to portable devices (cell phones, tablets, ipads etc.)
52720	Repair/Maint - Servers	Costs associated with the repair or maintenance of servers.
52800	Advertising/Publications	Expenditures for publication of official notices, employment ads, program/function ads, and legal proceedings in newspapers and periodicals.
52805	Contingency - Governing Body	Funds set aside in Governing Body budget for contingencies.
52810	Copying/printing services	Cost of city printing such as letterhead, envelopes, business cards, banners, memo pads, flyers, newsletters, etc.
52815	Court/recording fees	Court costs incurred by the city and necessary fees for recording municipal information with Register of Deeds, Clerk of the District Court, etc.
52820	Dues/memberships	Includes membership fees and dues to professional organizations.
52825	Association dues	Includes membership fees for various association dues.
52830	Insurance - Property & Liability	Insurance on city owned property, buildings and their contents that indemnifies the city for its loss, or the loss of its income-producing ability, when the loss or damage is caused by a covered peril, such as fire or explosion; or insurance paying or rendering service on behalf of the city for loss arising out of legal liability to others.
52840	Licenses/certifications	Payments for license and certifications that are necessary to perform job functions.
52842	NRD Grant	Grant payments made as part of the Exterior Grant Program established in the Neighborhood Revitalization District.
52844	NRD Loan	Payments made for 2% loan buy downs in the Neighborhood Revitalization District. (no longer in use)
52846	NRD Rebate	Property tax rebate payments made as part of the Rebate Program established in the Neighborhood Revitalization District.
52848	Grant Payment	Payments for various grants not otherwise classified.
52850	Postage/Shipping	Includes all costs for postage (including parcel post) and other shipping such as freight, express, and delivery service.
52855	Public Notices	Includes all costs to publish legal notices that are required by law or for notification purposes.
52857	Litigation	All expenses associated with investigating and litigating claims by or against the city, including attorney fees, deposition expenses, expert fees, copying charges, etc.
52859	Damages & tort claims	Includes all direct payments in settlement of damage and tort liability claims filed against the municipality.
52870	Subscriptions	Includes a subscription to newspapers, periodicals, books not intended for permanent library status, and CDs for reference tools.
52875	Subscription-service	Includes a subscription for on line service.
53600	Pension - benefits paid	Cost of benefits paid from the city's defined benefit pension plan.
53702	WC - medical claims	Workers Compensation medical claim expenses (third party administrator).
53704	WC - ppd payments	Workers Compensation legal claim expenses (third party administrator).
53706	WC - ttd payments	Workers Compensation indemnity expenses (third party administrator).

Expenditure Object Code Definitions

Obj Code	Description	Definitions
53800	Health	
53802	Reinsurance - specific	Fees paid for specific reinsurance. Specific reinsurance provides catastrophic protection to a self funded plan for any large patient expenditure.
53804	Reinsurance - aggregate	Fees paid for aggregate reinsurance. Aggregate reinsurance provides catastrophic protection against excessive claim expenditures for the entire group.
53806	Health administration	Administrative fess associated with managing healthcare benefits.
53808	Network fees	Fees associated with the healthcare network.
53810	Network utilization fees	Fees associated with the utilization of the healthcare network.
53812	Cobra	COBRA healthcare administration fees.
53814	Pharmacy benefit manager	Eligibility fees incurred from the pharmacy program.
53816	Drug therapy management	Third party fees for the drug management program, which ensures employees are taking safe, effective and affordable prescriptions.
53818	Out of area networks	Fees incurred when employee seeks medical attention from the out of area network.
53820	Medical claims	Medical claims/benefits.
53822	Dental claims	Dental claims.
53824	Pharmacy claims	Pharmacy claims.
53826	Vision claims	Vision claims.
53828	Health care - other	Other health care costs not otherwise classified.
53830	Health risk assessments	Annual health risk assessments.
53831	Health physicals	Annual employee health physicals.
53832	Wellness activities	Implementation of wellness activities.
53834	Wellness supplies	Purchase of supplies for wellness activities.
Commodities		
54100	Equipment	
54102	Equipment - Audio & video	The cost of books, films, and recordings used by city departments, which are equal to or less than \$10,000.
54104	Equipment - Automotive	The purchase of automobiles, commercial pickup trucks, motorcycles, vans etc. which are equal to or less than \$10,000.
54106	Equipment - Field	The purchase of equipment necessary for employees to work in the field, which are equal or less than \$10,000.
54108	Equipment - Office	The purchase of small equipment for office use which are equal or less than \$10,000.
54110	Equipment - Other minor	Includes cost of small equipment and tools totally depreciated in less than five years.
54112	Equipment - Shop	Nuts, bolts, screws, and other misc. parts.
54114	Equipment - Tools (hand/power)	Costs for small hand or power tools.
54150	Equipment - Computer	Costs associated with the purchase of repair parts for computers, telephone and other electronic equipment such as monitors, memory, motherboards, video cards, serial ports, parallel ports, hard drives, floppy drives, controllers, modems, network cards and other items necessary to repair failed electronic devices or components.
54152	Equipment - LAN	Costs associated with the purchase of local area network equipment not recorded in a more specific account.
54154	Equipment - Portable device	Costs associated with the purchase of portable devices.
54156	Equipment - Printer	Costs associated with the purchase of multi-function printing devices.
54158	Equipment - Server	Costs associated with the purchase of servers.
54160	Equipment - Video transmission	Costs associated with the purchase of video transmission equipment.
54162	Equipment - WAN	Costs associated with the purchase of WAN equipment.
54200	Software	
54204	Software - Other	Costs associated with software other than those residing on city owned devices.
54206	Software - Portable device	Costs associated with the purchase of commercial off the shelf software installed on PDA, phone, tablet.
54208	Software - Server	Costs associated with the purchase of commercial off the shelf software installed on a server.

Expenditure Object Code Definitions

Obj Code	Description	Definitions
54210	Software - WAN	Costs associated with the purchase of commercial off the shelf software utilized for WAN installation and configuration.
54212	Software - Personal computer	Costs associated with the purchase of commercial off the shelf software loaded on a laptop or desktop personal computer.
54300	Supplies	
54302	Supplies - aggregates	A coarse material used in construction, including sand, gravel, crushed stone, slag, recycled concrete and geosynthetic aggregates.
54303	Supplies - ammunition	Purchase of bullets for police department.
54304	Supplies - asphalt	Material used for road and trail repairs.
54306	Supplies - asphalt release	Application applied to the truck beds, equipment and tools to prevent asphalt from adhering to the surface. Also used in the cleanup of trucks, equipment and tools after asphalt work is performed.
54308	Supplies - chemicals	Includes chemical supplies for use in cleaning, construction and any other necessary work.
54310	Supplies - computer	Hardware and miscellaneous parts used to maintain computer equipment.
54311	Supplies - mobile device	Supplies used to maintain mobile iphone and ipad devices.
54312	Supplies - concrete	Used for minor and major repairs and construction of roads, trails, curbs, gutters, ditch liners, retaining walls, sidewalks, and other misc. applications.
54314	Supplies - crack seal	Material used in our crack seal operations, part of the city's Pavement Management Program.
54316	Supplies - erosion control	Materials used to control stormwater runoff from construction sites which will help reduce water pollution and improve water quality in our natural resources.
54318	Supplies - facilities	Technical services supplies and parts.
54320	Supplies - field	Seed, bricks, trash bags, and misc. supplies.
54322	Supplies - ground	Weed and tree stump control.
54324	Supplies - herbicides	Weed killer and pesticides to kill unwanted plants.
54326	Supplies - iron/steel	Grader blades, reinforcing bars, fence and signposts, sheet steel, and manhole covers.
54328	Supplies - lumber	Includes lumber supplies.
54329	Supplies - Magnesium Chloride	Chemical used in snow and ice control efforts.
54330	Supplies - medical (disposable)	Drugs, medicines, laboratory, and first aid supplies.
54332	Supplies - medical (durable)	Medical supplies that are not disposable and do not quickly wear out.
54334	Supplies - motor vehicle	Tires, batteries, accessories for cars, trucks, motorcycles, tractors, etc. (includes oil, lubricants, antifreeze, and license plates).
54336	Supplies - office	Includes office stationery, forms, and small items of office equipment less than \$300 in value, and related stationery supplies.
54338	Supplies - oil tack	Material applied before placement of asphalt to make it adhere together and create a bond.
54340	Supplies - oper/maintenance	Traffic signal supplies, sweeper brooms.
54342	Supplies - other/misc	Includes agricultural supplies, chemicals, salts, household and institutional supplies, film, copier paper, typewriter and calculator ribbons, computer paper, and supplies.
54344	Supplies - pipe	Includes cast iron and other pipe supplies.
54346	Supplies - plant materials	Supplies used to maintain plantings.
54348	Supplies - propane	Used mainly in our pothole patch truck and oil distributor to heat the material.
54350	Supplies - rock	Used for ditch repairs, stormwater and street applications.
54351	Supplies - salt	Material used in snow and ice control efforts.
54352	Supplies - soil	Used for back fill, plant beddings, and general fill.
54356	Supplies - stormwater	Supplies and materials to maintain city owned stormwater BMPs.
54358	Supplies - streets	Includes concrete, cement, sand and aggregates, sealer, asphalt and other bituminous products, and street and traffic signs.
54405	Books/videos	The cost of books, films, and recordings used by city departments, which are less than \$10,000.
54407	Learning about Lenexa	Expenses incurred by providing the Learning about Lenexa program to area elementary schools.
54420	Fuel	Fuel to operate city vehicles and equipment (owned or leased).
54425	Furniture	Includes expenditures for desks, chairs, file cabinets, tables, coat racks, bookcases, and other furniture which are less than \$10,000.

Expenditure Object Code Definitions

Obj Code	Description	Definitions
54430	Merchandise for resale	Cost of purchasing pop, candy, gum, etc., for vending machines and pool concessions.
54432	Recognition	Includes employee appreciation and recognition expenditures.
54434	Recognition - Events	Cost of recognition supplies/gifts.
54440	Subscription-material	Costs for subscriptions services where the material is provided and not on-line.
54442	Uniforms	Food, uniforms, safety shoes, gloves, and all safety related apparel for city employees.
54444	Uniforms - Boots	Cost of boot replacement for employees.
54446	Uniforms - Jackets/Bibs	Cost of jackets/bibs replacement for employees.
54448	Uniforms - Clothing	Cost of uniforms for employees.
Capital Outlay		
55100	Equipment (Capital)	
55105	Equipment - Audio & Video	Telephones, mobile phones, cellular phones, papers, hi-ban communication equipment, amplifiers, console and control equipment, televisions, videocassette recorders, radios, overhead projectors, slide projectors, and any other equipment of this type (cost in excess of \$10,000).
55110	Equipment - Automotive	The purchase of automobiles, commercial pickup trucks, motorcycles, vans, etc. (cost in excess of \$10,000).
55115	Equipment - Heavy Motorized	Includes expenditures for vehicles such as dump trucks, patch trucks, tractors, loader, backhoes, paving rollers, and other self-propelled machines and equipment, fire trucks, and ambulances (cost in excess of \$10,000).
55120	Equipment - Office	Includes expenditures for office machinery and equipment in excess of \$10,000.
55125	Equipment - Other Capital	All capital equipment items not otherwise classified, such as plows, trailers, etc. (cost in excess of \$10,000).
55127	Equipment - Playground	Landscape structures used for playgrounds (cost in excess of \$10,000).
55130	Equipment - Shop	Includes machines and equipment used primarily in a maintenance and repair shop such as welders, hoists, and tire balancers (cost in excess of \$10,000).
55135	Equipment - Computer	Personal computers, mini computers, mainframe computers, monitors, file servers, printers, network management hardware, and all other (cost in excess of \$10,000).
55140	Equipment - LAN	Specialized computer equipment (cost in excess of \$10,000).
55150	Equipment - Printer	Costs associated with printer and multi-function reproduction equipment includes printers, scanners and copiers (cost in excess of \$10,000).
55155	Equipment - Server	Costs associated with the purchase of physical server chassis/equipment (cost in excess of \$10,000).
55165	Equipment - WAN	Costs associated with the purchase of Wide Area Network equipment (cost in excess of \$10,000).
55200	Software	
55210	Software - Personal computer	Costs associated with the purchase of software designed to be implemented on a personal computer or laptop (cost in excess of \$10,000).
55215	Software - Portable device	Costs associated with the purchase of software designed to be implemented on a portable or mobile computing device. This includes iPads, mobile phones, GPS receivers, etc. (cost in excess of \$10,000).
55220	Software - Server	Costs associated with the purchase of software designed to be implemented on servers. This includes server virtualization, VDI, server management, and server backup software (cost in excess of \$10,000).
55225	Software - WAN	Costs associated with the purchase of software designed to be implemented on a wide area network. This includes WAN management and configuration software (cost in excess of \$10,000).
55230	Software - Other	Costs associated with the purchase of software needed for city business that is not installed on city equipment (cost in excess of \$10,000).
55302	Art	Costs associated with the purchase of art (cost in excess of \$10,000).
55305	Building	Acquisition of, or the construction, alteration or other improvements to municipal buildings (cost in excess of \$10,000).
55315	Furniture & Fixtures	Includes expenditures for desks, chairs, file cabinets, tables, coat racks, bookcases, and other furniture and fixtures (cost in excess of \$10,000).

Expenditure Object Code Definitions

Obj Code	Description	Definitions
55325	Sidewalks	Cost to construct sidewalks (cost in excess of \$10,000).
55330	Storm drainage	Construction of storm sewer infrastructure within the city (cost in excess of \$10,000).
55335	Street Lights	Purchase of street lights (cost in excess of \$10,000).
55340	Streets	Cost to construct streets and roads (cost in excess of \$10,000).
55345	Traffic Signals	Purchase of traffic signals(cost in excess of \$10,000).
55350	Trails	Costs to construct trails and trail improvements(cost in excess of \$10,000).
55355	Utility Relocation	Cost to relocate any utility service such as stormwater, water, wastewater, street lights, traffic signals, etc.(cost in excess of \$10,000)
55400	Land settlements	
55402	Easement - permanent	Permanent land right of way settlements.
55404	Easement - temporary	Temporary land right of way settlements.
55406	Land/Land improvements	Purchase of land.
55408	Landscaping & trees	Cost to replace landscaping and trees during construction or right of way acquisition.
55410	Moving & legal fees	Cost of moving or legal fees during construction or right of way acquisition.
55412	Right of Way	Right of way costs.
55810	Development, Economic	Reimbursements of developer costs incurred for economic development projects (CID, TIF, etc.).
55900	Depreciation	Depreciation expense for fixed assets.
Debt Service		
60050	Arbitrage Rebate	Payments made to the IRS for the investment of lower yield tax-exempt bond proceeds in higher yielding taxable investments.
60105	Interest	Interest paid on bonds.
60110	Interest - TIF	Interest paid on TIF bonds.
60150	Other debt service	Other costs associated with payment of debt service.
60152	Amortization of bond premium	To account for the amortization of premiums (excess paid over the face value) on bonds for the enterprise funds.
60154	Amortization of bond discount	To account for the amortization of discount (amount paid which is less then the face value) on bonds for the enterprise funds.
60156	Amortization of deferred refunding	To account for amortization of the difference between the reacquisition price of the debt and the net carrying amount of the old debt.
60205	Payment-Refunded Bond Escrow	Payments on refunded bonds to the escrow agent.
60210	Principal Redemption	Repayment of debt principal.
60215	Principal Redemption - TIF	Repayment of debt principal for TIF debt.
60305	Refunded Bond - Cost of Issuance	Cost of issuance associated with the refunding of bonds.
Transfers		
70100	Transfer of Funds	
70102	Transfer out - Special Parks	Transfer of funds to the Special Parks Fund.
70104	Transfer out - CIF	Transfer of funds to the Capital Improvement Fund.
70106	Transfer out - Special Alcohol	Transfer of funds to the Special Alcohol Fund.
70108	Transfer out - Special Highway	Transfer of funds to the Special Highway Fund.
70110	Transfer out - FMF	Transfer of funds to the Facilities Maintenance Fund.
70112	Transfer out - ERF	Transfer of funds to the Equipment Reserve Fund.
70114	Transfer out - Risk Management	Transfer of funds to the Risk Management Fund.
70116	Transfer out - Stormwater	Transfer of funds to the Stormwater Fund.
70118	Transfer out - TIF	This represents a "set-aside" of funds acknowledging that the city will not receive a portion of the property taxes paid by landowners within the city's active TIF districts.
70120	Transfer out - Health Care Fund	Transfer of funds to the Health Care Fund.
70122	Transfer out - Rec Center Fund	Transfer of funds to the Rec Center Fund.
70500	Transfer out - FB Reserve	Transfer of funds from the fund balance reserve account.
70900	Transfer out - Accrual	Amount accrued in the general fund to be transferred to the CIF fund for the 3/8 cent sales tax accrual at year end.

Revenue Object Code Definitions

Obj Code	Description	Definitions
Property Tax		
41100	Property Tax	
41110	Property Tax - Current	All taxable and real property within the corporate limits of the city is subject to ad valorem taxation, a tax based on the assessed value of the property. Collected and distributed by the Johnson County Treasurer.
41115	Property Tax - Delinquent	Those taxes that are not paid in the year in which they are due.
41120	Property Tax - TIF Current	Property taxes received from Johnson County for the TIF property tax increment.
41125	Property Tax - TIF Delinquent	TIF property tax increment taxes that are not paid in the year in which they are due.
41130	Property Tax - SA Current	Taxes that are levied against specific property owners within a district where a public improvement has occurred and is deemed to benefit primarily those property owners.
41135	Property Tax - SA Delinquent	Those special assessment taxes that are not paid in the year in which they are due.
41140	Property Tax - NRD Current	Property taxes received from Johnson County for properties within the Neighborhood Revitalization District.
41145	Property Tax - NRD Delinquent	Those taxes that are not paid in the year in which they are due for the Neighborhood Revitalization District.
41200	PILOT - Payment in lieu of taxes	Revenues received from tax abated properties.
Non-Property Tax		
42100	Franchise Tax	
42105	Franchise Tax - Communications	A tax established for the communication company to operate and maintain services in the city (a percentage of gross receipts).
42110	Franchise Tax - Gas	A tax established for the gas company to operate and maintain services in the city (a percentage of gross receipts).
42115	Franchise Tax - Electric	A tax established for the electric company to operate and maintain services in the city (a percentage of gross receipts).
42120	Franchise Tax - Other	A tax established for collection boxes put in city right-of-way.
42124	Franchise Tax - Gas Accrual	Amount of gas franchise tax accrued at the end of the year.
42126	Franchise Tax - Electric Accrual	Amount of electric franchise tax accrued at the end of the year.
42128	Franchise Tax - Communications Accrual	Amount of communications franchise tax accrued at the end of the year.
42200	Tax - Motor Vehicle Excise	An annual tax levied upon motor vehicles payable at the time of making application for the registration of the vehicle.
42205	Tax - Recreational Vehicle	An annual tax levied upon a motorized recreational vehicles payable at the time of making application for the registration of the vehicle.
42210	Tax - Heavy Truck	Personal property tax imposed upon motor vehicles having a gross vehicle weight of more than 12,000 pounds but less than 20,001 pounds. The Johnson County Treasurer distributes this tax.
42215	Tax - Rental Excise	Taxes charged on rental of vehicles.
42217	Tax - Commercial motor vehicle	An annual tax placed on a motor vehicle having a gross weight of more than 10,000 pounds whether operated by for-hire or private carriers in either interstate or intrastate commerce.
42310	Tax - Sales Tax City	
42311	Tax - Sales Tax City General	This tax is a percentage of all retail sales within the city and distributed by the state. As of October 2000, the city's portion increased from 1.00 to 1.125%.
42312	Tax - Sales Tax City 3/8	This tax is a 3/8-cent sales tax which helps maintain the city's roads, improve existing park facilities and provide new recreational opportunities.
42320	Tax - Sales Tax County	This tax is a percentage of all retail sales within Johnson County and distributed by the state.
42330	Tax - Compensating Use	
42331	Tax - Compensating Use General	A tax placed on equipment or materials purchased outside the state for use in the city or county on which no sales tax was paid.
42332	Tax - Compensating Use 3/8	This tax is a 3/8-cent sales tax on purchases outside the state for use in the city or county which no sales tax was paid. This tax helps maintain the city's roads, improve existing park facilities and provide new recreational opportunities.
42334	Tax - Compensating Use County	A tax placed on equipment or materials purchased outside the state for use within Johnson County on which no sales tax was paid.
42336	Tax - Sales Tax City Accrual	Amount of city sales tax accrued at the end of the year.
42338	Tax - Sales Tax County Accrual	Amount of county sales tax accrued at the end of the year.
42340	Tax - Compensating Use Accrual	Amount of compensating use tax accrued at the end of the year.
42342	Tax - Sales Tax City 3/8 Accrual	Amount of 3/8 city sales tax accrued at the end of the year.
42344	Tax - Compensating Use 3/8 Accrual	Amount of 3/8 compensating use tax accrued at the end of the year.

Revenue Object Code Definitions

Obj Code	Description	Definitions
42410	Tax - Special Liquor	A revenue tax received from the state's tax on the sale of liquor sold in private clubs. The money must be allocated 1/3 to the General Fund, 1/3 to Special Parks & Recreation Fund and 1/3 to Special Alcohol Fund.
42411	Tax - Special Liquor Accrual	Amount of special liquor tax accrued at the end of the year.
42415	Tax - Gasoline	Monies levied by the State of Kansas (motor fuel tax) to be used for constructing, maintaining, and repairing streets and highways.
42416	Tax - Gasoline Accrual	Amount of gasoline tax accrued at the end of the year.
42420	Tax - Transient Guest	A state tax levied on the gross receipts of hotels, motels or tourist courts inside the city limits.
42421	Tax - Transient Guest Accrual	Amount of transient guest tax accrued at the end of the year.
42425	Tax - Excise	A tax levied on act of platting real property in the city to raise general revenues for transportation improvement in the city.
Licenses & Permits		
43100	Licenses	
43110	License - Animal	Any persons owning a cat or dog over six months old must obtain a license for that animal.
43125	License - Liquor	All Class A and Class B private clubs within the city are subject to a state liquor license.
43130	License - CMB	License for the sale and distribution of any 3.2% beer or wine coolers.
43135	License - CMB Stamp	Any person who obtains a liquor license must also obtain a Cereal Malt Beverage (CMB) stamp from the State of Kansas. Monies are collected by the city and returned to the state.
43140	License - Drinking	Any person operating a private club or drinking establishment to sell or serve any alcoholic liquor or cereal malt beverage must obtain a license.
43145	License - Business	Any person, either as a principal officer, agent or employee who conducts, pursues, carries on or operates in the city any business trade, occupation or profession, or furnish any services shall obtain an occupation license annually.
43150	License - Massage Therapy	Any license provided to an individual or business for massage therapy.
43155	License - Refuse Hauling	Any business establishment which handles refuse must first obtain a license.
43157	License - Other	Any license provided to an individual or business that is not otherwise classified.
43200	Permits	
43205	Permit - Building	Any person, firm or corporation desiring to erect, construct, enlarge, alter, repair, move, improve, remove, convert, demolish, equip, use, occupy, or maintain any building or structure within the city, or allow the same to be done, must acquire a permit.
43210	Permit - Erosion Sediment Control	Permits issued to ensure that erosion sediment control measures are properly installed.
43215	Permit - Burn	Permits issued by the fire department for outside burning by residents and businesses.
43220	Permit - Blast	Permits issued by the fire department for the purpose of construction excavation by licensed blasters.
43225	Permit - Public Improvements	Permits issued for the work on privately funded public improvements within the city.
43227	Permit - Site Development	Permit for installation of private infrastructure on "private" commercial development projects.
43235	Permit - Oversize/Overweight	Any person, firm or corporation who operates a truck in excess of stated rate within the corporate boundaries of the city.
43242	Permit - ROW	Monies received from utility construction companies for having city mark all underground utilities before digging begins.
43245	Permit - Security	Any person, firm or corporation who engages in a business for hire to provide a protection service for the property of others and whose duties and activities in that connection include patrolling, guarding, or watching the property of the subscriber must first acquire a permit.
43250	Permit - Alarm Registration	Any person, firm, or corporation who possesses or operates an alarm system designed with the intent of eliciting a police or fire response must first obtain a permit.
43265	Permit - Sign	Revenue receipts for the issuance of a permit allowing a sign/monument to be erected.
43950	Permit - Other	Any permit that is provided to an individual or business that is not otherwise classified.

Revenue Object Code Definitions

Obj Code	Description	Definitions
Intergovernmental		
44100	Intergovernmental	
44200	Grants	
44205	Grant - Federal	Grant revenue received from the Federal Government.
44220	Grant - Federal STEP	Grant revenue received from federal funds through the State of Kansas Department of Transportation for Special Traffic Enforcement Programs.
44225	Grant - Federal JAG	Grant revenue received from the Justice Assistance Grant Program, which provides states, tribes, and local governments with critical funding necessary to support a range of programs.
44230	Grant - Federal Recovery JAG	Grant revenue received from the Recovery Justice Assistance Grant Program, which provides states, tribes, and local governments with critical funding necessary to support a range of programs.
44240	Grant - SW BMP Cost Share	Grant revenue received for reimbursement to Johnson County citizens a portion of their stormwater efforts, such as rain gardens or rain barrels.
44250	Grants - State	Grant revenue received from the State of Kansas.
44260	Grant - CARS	Grant revenue received from the Johnson County Assistance Road System program.
44265	Grant - SMAC	Grant revenue received from the Johnson County Stormwater Management Advisory Council.
44270	Grant - CDBG	Grant revenue received from the Community Development Block Grant program.
Charges for Services		
45005	Fee - Fingerprint	Monies received from finger printing.
45010	Fee - PD Accident Report	Monies received from requested accident reports.
45011	Fee - PD Discovery	Monies received from providing CD's/ DVD's containing photos, video, and or audio to the defense regarding a filed case.
45012	Fee - PD Discovery Accident Rpt	Monies received for providing accident reports to the defense regarding a filed case.
45013	Fee - PD Open Records Request	Monies received from providing accident reports to the defense regarding a filed case.
45014	Fee - PD Discovery Offense Rpt	Monies received for providing offense reports to the defense regarding a filed case. (No longer used. See 45013)
45016	Fee - PD Discovery Photo DVD	Monies received for providing DVDs containing photos to the defense regarding a filed case. (No longer used. See 45011)
45018	Fee - PD Discovery Postage	Monies received from postage and handling fees for discovery information supplied to the defense regarding a filed case. (No longer used. See 45011)
45019	Fee - PD Discovery Tape CD	Monies received for providing CDs containing video and/or audio tapes to the defense regarding a filed case. (No longer used. See 45011)
45020	Fee - PD Discovery Tape DVD	Monies received for providing DVDs containing video and/or audio tapes to the defense regarding a filed case. (No longer used. See 45011)
45022	Fee - PD Discovery Tape Video	Monies received for providing videos containing video and/or audio tapes to the defense regarding a filed case.
45024	Fee - PD Offense Report	Monies received from requested offense reports.
45026	Fee - PD Other	Monies received from other requests not listed.
45035	Fee - Police Report	Reports supplied by the police department to persons requesting such information.
45040	Fee - Tow	Fees charged for towing costs on abandoned vehicles.
45050	Fee - Ambulance Service	Monies received from ambulance service.
45055	Fee - EM Education	Monies received from Emergency Management education.
45060	Fee - Standby	Monies received from public service personnel on stand by at an event other than city sponsored.
45110	Fee - Planning Commission	Monies received from filing charges with the Planning Commission.
45111	Fee - Concept plan	Monies received from filing concept plans.
45112	Fee - Preliminary plan/plat	Fees received for preliminary plan drawings to determine if design is suitable to the land and complies with the regulations for the proposed development on a specific site and usually contain preliminary information regarding project boundaries, building footprints, parking area layout, landscape and drainage plans. These plans are considered preliminary as they may change slightly when submitted for final plan. In some instances, a preliminary plan may act as a preliminary plat.

Revenue Object Code Definitions

Obj Code	Description	Definitions
45113	Fee - Final plan	Fees received for final plan drawings to determine if design is suitable to the land and complies with the regulations for the proposed development on a specific site and contain information regarding project boundaries, building footprints, parking area layout, landscape and drainage plans. These plans are the final approved plans for the development.
45114	Fee - Final plat	Fees received for preliminary/final plat drawings for proposed development on a specific site showing the subdivision of land into multiple lots or parcels with companion street rights-of-way and utility easements to serve the area.
45115	Fee - Rezoning	Monies received from filing charges for rezoning property.
45116	Fee - SUP	Fees received for land uses that are not always in harmony with those that are "permitted" in a standard zoning district classification. Certain "special uses" may be considered and approved for a particular zoning district.
45117	Fee - Board of Zoning Appeals	Monies received from filing charges with the Board of Appeals.
45118	Fee - Staff review	Monies received from staff review fees.
45120	Fee - Plan	Monies received from processing fees for review of plans
45122	Fee - Code Enforcement Admin	Fees charged on abatement bills to help cover administrative costs.
45124	Fee - Rental Inspection	Monies received from inspection of rental properties.
45126	Fee - Special Events	Monies received for special event permits.
45128	Fee - Vacation Petition	Monies received for filing fees for petition to vacate easements and right of ways.
45152	Fee - Court Appointed Attorney	Fees charged to indigent defendants to reimburse the city for the expense incurred with a court appointed attorney.
45154	Fee - Court Cost	Monies received to help with the cost of operating the court system.
45156	Fee - Court Fingerprint	Monies received from finger/palm printing.
45158	Fee - Diversion	Fees paid by any person entering into a diversion agreement in lieu of further criminal proceedings.
45160	Fee - Monitoring	Fees paid by any person for court supervision services while on diversion or probation.
45210	Fee - CID Administrative	Administrative fee received from the Community Improvement Districts.
45215	Fee - Economic Development	Application fees associated with economic development programs.
45220	Fee - IRB	A closing fee for industrial revenue bond proceeds.
45230	Fee - NRD application	Fee received from the Neighborhood Revitalization District application.
45232	Fee - Other	Fees that are not otherwise classified.
45235	Fee - TIF Administrative	Administrative fee received from the Tax Increment Financing Districts.
45305	Fee - COBRA	Fees associated with COBRA health insurance plan.
45310	Fee - EE Health care contribution	Employee Health care contributions.
45315	Fee - ER Health contribution	Employer Health care contributions.
45320	Fee - ER Pension Plan contribution	Employer Pension Plan contributions.
45325	Fee - ER Work Comp contribution	Employer Worker's Compensation contributions.
45405	Fee - Dumpster	Fees charged per truckload for participants in the city's trash dumpster program.
45415	Fee - Fuel	Fees charged for providing fuel for ambulances.
45420	Fee - Stormwater Capital	Fee imposed on new development established to pay capital improvement and debt service costs associated with stormwater facilities that serve the development. The fee is calculated based upon the impervious surface included on the new development site.
45422	Fee - Stormwater Service	Service fees imposed on property tax for the use of stormwater improvements.
45424	Fee - Stormwater Service Delinq	Stormwater service fees that are not paid in the year in which they are due.
45430	Fee - TIP	Traffic impact fees imposed on new development and expended on transportation operational improvements.
45510	Fee - Park Impact	Fees received from new development and expended on parks and recreation facilities.
45520	Fee - Street Tree	Fees received from building permits for the purpose of financing the landscaping of street-side property in areas under development.
45601	Fee - Membership	Fees received from membership at the Lenexa Rec Center
45602	Program - Adult	Monies received from recreation programs offered to adults, excluding senior citizens.
45604	Program - Adult Sports	Monies received from adult sport team entry fees.
45606	Program - Health & Fitness	Monies received from health and wellness classes.
45608	Program - Lenexa Arts Council	Monies received from the Lenexa Art Council programs.
45610	Program - Naturalist class	Monies received from naturalist classes, which are offered by Parks and Recreation.
45612	Program - Other	Monies received from other classes/events not listed.
45614	Program - Senior Citizen	Monies received from senior citizen classes/events.
45616	Program - Senior Taxi	Monies received from senior citizen's taxi services.
45620	Program - Special Population	Monies received from recreation programs offered to persons with handicaps.

Revenue Object Code Definitions

Obj Code	Description	Definitions
45622	Program - Sports & Athletics	Monies received from sports and athletic team and individual entry fees.
45624	Program - Tax supported	Monies received from tax supported programs.
45626	Program - Tennis	Monies received from the tennis lesson programs.
45628	Program - Tennis Court Lights	Monies received from lights placed at tennis courts for the participant's use.
45630	Program - Theatre	Monies received from theatre programs sponsored by the Lenexa Community Center.
45632	Program - Tournaments	Monies received from city sponsored tournaments.
45634	Program - Trips & Tickets	Monies received from trip reservations and ticket sales.
45636	Program - Volleyball	Monies received from volleyball team entry fees.
45638	Program - Youth	Monies received from recreation programs offered to youths.
45640	Fee - Child Care	Monies received from Rec Center users for participation in the child care watch.
45641	Fee - Day Pass	Monies received for admission to the Rec Center for non-members who are Lenexa residents.
45642	Fee - Personal Training	Monies received for personal training sessions.
45643	Fee - Fitness Fee Group X	Monies received for participation in group exercise classes.
45644	Fee - Special Classes	Monies received for participation in special classes.
45645	Fee - Sports Leagues	Monies received for participation in sports leagues.
45646	Fee - Sports Participants	Monies received for participation in sports classes.
45647	Fee - Birthday Parties	Monies received for rental of party rooms.
45648	Fee - Events	Monies received for participation in other events at the Rec Center.
45649	Fee - Dance	Monies for participation in dance classes.
45650	Fee - CPR	Fees received from CPR class fee.
45651	Fee - Art Classes	Monies received for participation in art classes.
45652	Fee - Camps	Monies received for participation in parks & recreation camps.
45653	Fee - Enrichment	Monies received for participation in enrichment classes.
45654	Fee - Day Pass non residents	Monies received for admissions to the Rec Center for non members who are not Lenexa residents.
45660	Fee - Scholarship (memberships)	The portion of money received from members who receive membership scholarships.
45661	Fee - Scholarship (Programs)	The portion of money received from participants who receive Parks program scholarships.
45665	Fee - Silver Sneakers	Monies received from the SilverSneakers program which encourages older adults to participate in physical activities that will help them to maintain greater control of their health.
45700	Rental - Parks	
45705	Rental - Parks	Monies received from rental of park space.
45710	Rental - Beer Waiver	Monies received from the additional costs associated with having beer, wine, or other malt beverages. (No longer used. Included in the rental of a City facility.)
45715	Rental - Community Center	Monies received from the rental of community center rooms/gym.
45720	Rental - Sports Fields	Revenue for rental of sports fields. (Soccer/baseball)
45725	Rental - Conference Center	Monies received from rentals of the building. Include rentals from social engagements, meetings, teleconferences, and other events.
45730	Rental - National Guard Armory	Monies received from the rental of the Lenexa National Guard Armory.
45732	Rental - Facility	Monies received for rental of facilities at the Rec Center.
45735	Rental - Park Shelter	Monies received from rental of park shelter houses.
45740	Rental - Senior Center	Monies received from the rental of the Senior Center rooms.
45745	Rental - Technology	Monies received from the additional technology fee applied whenever nonstandard presentation items are required at the Lenexa Conference Center. These include high-speed data connections, LCD Data projectors, and teleconferencing equipment. (No longer used. Included in rental of a City facility.)
45750	Rental - Community Forum	Monies received from the rental of the Community Forum at City Hall.
45751	Rental - Prairie Star Conference Room	Monies received from the rental of the Prairie Star Conference Room in the Public Market.
45752	Rental - Santa Fe Conference Room	Monies received from the rental of the Santa Fe Conference Room at City Hall.
45800	Fee - Festival	
45802	Fee - BBQ Admissions	Monies received from admission to the BBQ.
45804	Fee - BBQ Admissions tax	Sales tax collected from the sale of BBQ admissions.
45806	Fee - BBQ Contestant	Monies received from BBQ contestant fees.
45808	Fee - BBQ Electricity	Monies received from BBQ contestant electricity usage.
45810	Fee - BBQ Parking	Monies received for parking fees at BBQ.

Revenue Object Code Definitions

Obj Code	Description	Definitions
45812	Fee - BBQ Souvenirs	Monies received from BBQ souvenirs.
45814	Fee - BBQ Souvenirs tax	Sales tax collected from the sale of BBQ souvenirs.
45816	Fee - BBQ Vendor	Monies received from BBQ Vendor fees.
45818	Fee - Children area admissions	Monies received from admission to the children's area.
45820	Fee - Children area admissions tax	Sales tax collected from the sale of children's area admissions.
45822	Fee - Chili Admissions	Monies received from admission to the Chili Challenge.
45824	Fee - Chili Admissions tax	Sales tax collected from the sale of Chili Challenge admissions.
45826	Fee - Chili Contestant	Monies received from Chili Challenge contestant fees.
45828	Fee - Chili Souvenir	Monies received from Chili Challenge souvenirs.
45830	Fee - Chili Souvenir tax	Sales tax collected from the sale of Chili Challenge souvenirs.
45832	Fee - Chili Vendor	Monies received from vendors for participation in the Chili Challenge.
45834	Fee - Community Days	Monies received from Community Days activities.
45835	Fee - Vendors	Monies received from vendors.
45836	Fee - Enchanted Admissions	Monies received from admission to the Enchanted Forrest.
45838	Fee - Enchanted Admissions tax	Sales tax collected from the sale of Enchanted Forest admissions.
45840	Fee - Enchanted Souvenir	Monies received from Enchanted Forest souvenirs.
45842	Fee - Enchanted Souvenir tax	Sales tax collected from the sale of Enchanted Forest souvenirs.
45844	Fee - Freedom Run	Monies received from registration fees for Freedom Run.
45846	Fee - Other Events	Monies received for other events not listed.
45848	Fee - Spinach Admissions	Monies received from admission to the Spinach Festival.
45850	Fee - Spinach Admissions tax	Sales tax collected from the sale of Spinach Festival admissions.
45852	Fee - Spinach Crafter	Monies received from craft booths in the annual Spinach Festival.
45854	Fee - Spinach Souvenirs	Monies received from Spinach Festival souvenirs.
45856	Fee - Spinach Souvenirs tax	Sales tax collected from the sale of Spinach Festival souvenirs.
45858	Fee - Spinach Vendor	Monies received from food booths in the annual Spinach Festival.
45859	Fee - Tails on Trails Vendor	Monies received from Tails on Trails vendors.
45860	Fee - Tails on Trails Souvenir	Monies received from Tails on the Trails souvenirs.
45861	Fee - Tails on Trails Swim Admissions	Monies collected from admission to the Tails on Trails dog swim.
45862	Fee - Tails on Trails Souvenir tax	Sales tax collected from the sale of Tails on the Trails souvenirs.
45863	Fee - Art & Wine Fair Booth	Monies received from the Art & Wine Fair activity booths.
45864	Fee - Art & Wine Fair Vendors	Monies received from the Art & Wine Fair vendors.
45865	Fee - Art & Wine Fair Souvenirs	Monies received from the Art & Wine Fair souvenirs.
45866	Fee - Art & Wine Fair sales Tax	Sales tax collected from the sale of Art & Wine Fair souvenirs.
45867	Fee - Art & Wine Fair Admission	Monies received from admission to the Art & Wine Fair.
45868	Fee - Art & Wine Fair Admissions tax	Sales tax collected from the sale of Art & Wine Fair admissions.
45869	Fee - Tails on Trails Admissions tax	Sales tax collected from the sale of Tails on Trails admissions.
45900	Fee - Pools	
45902	Fee - AA Pool Guest	Daily fees charged for each person using the Ad Astra swimming pool who does not have a pool membership.
45904	Fee - AA Pool Rental	Fees charged for those persons renting the Ad Astra swimming pool during off hours.
45906	Fee - FRC Pool Guest	Daily fees charged for each person using the Flat Rock Creek swimming pool who does not have a pool membership.
45908	Fee - FRC Pool Rental	Fees charged for those persons renting the Flat Rock Creek swimming pool during off hours.
45910	Fee - IT Pool Guest	Daily fees charged for each person using the Indian Trails swimming pool who does not have a pool membership.
45912	Fee - IT Pool Rental	Fees charged for those persons renting the Indian Trails swimming pool during off hours.
45914	Fee - Pool Membership	Monies received from persons obtaining a swimming pool membership for the summer.
45916	Fee - Swim Lessons	Fees charged for those persons enrolled in swimming lessons.
45917	Fee - Aquatic	Fees charged for use of the Rec Center aquatic facilities.
45918	Fee - Swim Team Membership	Monies received from persons obtaining a swimming team membership for the summer.
Fines & Forfeitures		
46100	Fine - Alarm	Any alarm user who has exceeded the number of permissible false alarms during the year shall be fined.
46105	Fine - Alcohol (fees)	Fees collected by the city for any person found necessary to receive alcohol evaluation. These fees are collected by the city and, in turn, sent to the alcohol evaluation monitor.

Revenue Object Code Definitions

Obj Code	Description	Definitions
46110	Fine - Animal	Any animal running at large or any animal that has bitten a person or another animal, or any animal suspected of having a transmissible disease may be impounded. The owner of such animal is subject to a fine.
46115	Fine - Court & Cost	Any person, firm, and/or corporation found responsible in committing an offense against the ordinances of the city shall be subject to determinations by the Municipal Court and any fines.
46120	Fine - Nuisance	Any owner, occupant or agent in charge of any lot or piece of land and who is allowing trash to accumulate on such property is subject to city maintenance and payment of fines.
46125	Fine - Weed	Any owner, occupant or agent in charge of any lot or piece of land and who is allowing the growth of weeds, brush or obnoxious vegetation growth through neglect on such property is subject to city maintenance and payment of fines.
46200	Forfeiture	
46215	Forfeiture - Federal	Revenue derived from involuntary relinquishment of money or property.
46305	Restitution	Compensation received for loss or damage to city property.
Use of Money		
47100	Dividends earned	Dividends incurred on the city's investments.
47110	Gain/loss on investments	Gain or loss on the city's investments.
47120	Interest earned	Interest incurred on the city's investments.
47500	Lease - Cellular tower	Rental payments for the use of city owned towers.
47509	Lease - City Hall	Rental payments received from Park University for the lease of space at City Hall.
47510	Lease - Public Market	Rental payments received from vendors for use of space at the Public Market.
47600	Rents & royalties	Revenues derived from the use, by others, of the city's tangible and intangible assets.
Miscellaneous Revenue		
48020	Discount - Bonds	The amount by which the face amount of a bond exceeds its selling price.
48025	Discount - TN	The amount by which the face amount of a temporary note exceeds its selling price.
48030	Premium - Bonds	The amount by which the selling price of a bond exceeds its face amount.
48100	Concessions	
48105	Concessions - AA	Monies raised through the operation of concession areas at the Ad Astra swimming pool.
48110	Concessions - AA tax	Sales tax collected on concessions sold at Ad Astra swimming pool.
48115	Concessions - FRC	Monies raised through the operation of concession areas at the Flat Rock Creek swimming pool.
48120	Concessions - FRC Tax	Sales tax collected on concessions sold at Flat Rock Creek swimming pool.
48125	Concessions - IT	Monies raised through the operation of concession areas at the Indian Trails swimming pool.
48130	Concessions - IT tax	Sales tax collected on concessions sold at Indian Trails swimming pool.
48135	Concessions - Other	Monies raised through the operation of other concession areas.
48140	Concessions - Tax	Sales tax collected on concessions sold at other concession areas.
48210	Vending - Community Center	Monies raised through the operation of vending machines at the Community Center.
48212	Vending - Community Center tax	Sales tax collected on concessions sold from the vending machines at the Community Center.
48215	Cancellation Admin Fee	Fee charged for a cancellation of a facility rental.
48216	Pro-shop	Charges for items purchased at the pro shop at the Rec Center.
48217	Pro-shop sales tax	Sales tax collected on items sold at the pro-shop.
48220	Collection Fee	Fees collected for expenses incurred from the use of a collection agency.
48230	Donations	Revenue received as a gift for a specific cause.
48235	Insufficient check charge	Revenue for returned check fees.
48240	Insurance reimbursements	Monies received from an insurance company for health care reimbursements.
48245	Insurance settlements	Monies received from an insurance company for settlements.
48250	Long/Short	To account for long and shortages in daily deposits.
48255	Maps	Fees charged to persons requesting zoning maps.
48257	Other	Other revenue received that is not otherwise classified.
48260	Photocopies	Fees charged for making photocopies.
48270	Rebate - pcard	Monies received from the use of city provided employee purchasing cards.
48275	Souvenir - I Like Lenexa	Monies received from I Like Lenexa souvenirs.
48280	Souvenir - I Like Lenexa tax	Sales tax collected from the sale of I Like Lenexa souvenirs.
48281	Shining Stars Gear	Monies received from the sale of shining stars gear.
48282	Shining Stars Gear Sales Tax	Sales tax collected from the sale of shining stars gear.

Revenue Object Code Definitions

Obj Code	Description	Definitions
Non-Revenue Receipts		
49105	Proceeds - Bonds	Proceeds from the sale of Bonds.
49115	Proceeds - Refunding Bonds	Proceeds from the sale of Refunding Bonds.
49120	Proceeds - SBD Bonds	Proceeds from the sale of bonds for Special Benefit Districts.
49130	Proceeds - Temporary Notes	Proceeds from the sales of Temporary Notes.
49135	Proceeds - TIF Bonds	Proceeds from the sales of bonds for Tax Increment Financing Districts.
49200	Refunds	
49210	Proceeds from auction	The proceeds from the sales of items at auction.
49305	Sale of capital assets	The proceeds from the sales of capital assets.
49310	Sale of land	The proceeds from the sales of land.
49400	Sponsorship	
49410	Sponsorship - BBQ	Revenue received as a donation from businesses or other entities for the BBQ.
49415	Sponsorship - Chili	Revenue received as a gift from businesses or other entities for the Chili Challenge.
49420	Sponsorship - Enchanted Forest	Revenue received as a donation from businesses or other entities for the Enchanted Forest.
49425	Sponsorship - Spinach	Revenue received as a donation from businesses or other entities for the Spinach Festival.
49426	Sponsorship - Tails on Trails	Revenue received as a donation from businesses or other entities for Tails on Trails.
49427	Sponsorship - Sar Ko Aglow	Revenue received as a donation from businesses or other entities for the Sar Ko Aglow
49428	Sponsorship - Get Outdoors	Revenue received as a donation from businesses or other entities for Get Outdoors
49430	Sponsorship - Freedom Run	Revenue received as a donation from businesses or other entities for the July 4th Freedom Run.
49433	Sponsorship - Art & Wine	Revenue received as a donation from businesses or other entities for the Art & Wine activity.
49435	Sponsorship - Other	Revenue received as a donation from businesses or other entities for other activities.
49500	Transfer in	
49504	Transfer in - Bond proceeds	Financing received for a variety of public projects such as streets, building, intersections and watershed improvements.
49506	Transfer in - CIF	A transfer received from the Capital Improvement Fund.
49508	Transfer in - Compensating Use	A transfer received from the compensating use tax revenue.
49512	Transfer in - ERF Vehicle	A transfer received from the Equipment Reserve Fund for vehicles.
49514	Transfer in - Excise tax	A transfer received from the excise tax revenue.
49518	Transfer in - General Fund	A transfer received from the General Fund.
49522	Transfer in - Note Proceeds	Financing received for a variety of public projects such as streets, building, intersections and watershed improvements.
49526	Transfer in - PRIF	A transfer received from the Parks and Recreation Impact Fee Fund.
49530	Transfer in - Sales tax	A transfer received from the Sales tax revenue.
49532	Transfer in - Special Alcohol	A transfer received from the Special Alcohol Fund.
49534	Transfer in - Special Highway	A transfer received from the Special Highway Fund.
49536	Transfer in - Special Parks	A transfer received from the Special Parks fund.
49538	Transfer in - Stormwater	A transfer received from the Stormwater fund.
49540	Transfer in - TIP	A transfer received from the Transportation Improvement Plan.
49541	Transfer in - TIF	A transfer received from the Tax Increment Financing District.
49544	Transfer in - Unused proceeds	Unused bond money which is transferred to the Debt Service.