



2020

**Annual Budget Document Supplement
City of Lenexa
January 1 - December 31**



Lenexa 
K A N S A S





How to Use This Document

This document is divided into 5 sections. The breakdown is listed below:

Detail Expenditure by Fund This section is made up of the budgeted funds. A description of each fund, and the detail of expenditures for that fund (listed by activity level), are contained in this section.

Detail Expenditure by Section This section gives a total for each expenditure by type. The expenditure section includes Personal Services, Contractual Services, Commodities, Capital Outlay, Principal Redemption and Transfers.

Detail Revenue by Fund This section gives the reader the distribution of revenues by budgeted fund and the details of revenues for each budgeted fund.

Detail Revenue by Section This section gives the reader totals of revenue by type. The revenue sections include Property Taxes, Non-Property Taxes, Licenses and Permits, Intergovernmental, Charges for Services, Fines and Forfeitures, Use of Money, Miscellaneous, and Non-Revenue Receipts.

Appendix This section contains a brief listing of the definitions of expenditure accounts and revenue accounts.



Table of Contents

I. **DETAIL EXPENDITURE BY FUND**

This section lists all budgeted fund descriptions and the financial expenditures for each activity by object expenditures. Includes prior year actuals, current year estimate, and budget year information.

Budget Certificate.....	7
Summary of Expenditures by Fund Graph.....	8
General Fund.....	9
Debt Service Funds.....	44
Special Highway Fund.....	45
Special Alcohol Fund.....	45
Special Parks & Recreation Fund.....	45
Tourism and Convention Fund.....	46
Parks and Recreation Impact Fee Zone 1 Fund.....	46
Parks and Recreation Impact Fee Zone 2 Fund.....	46
Parks and Recreation Impact Fee Zone 3 Fund.....	46
Street Tree Zone 1 Fund.....	47
Street Tree Zone 2 Fund.....	47
Street Tree Zone 3 Fund.....	47
Transportation Improvement Plan Zone 1 Fund.....	47
Transportation Improvement Plan Zone 2 Fund.....	47
Transportation Improvement Plan Zone 3 Fund.....	47
Neighborhood Revitalization Fund.....	47
City Center TIF District Fund.....	47
Mining TIF District Fund.....	47
Ridgeview Mining TIF District Fund.....	47
Orchard Corners CID Fund.....	48
Prairie Creek CID Fund.....	48
Quivira 95 CID Fund.....	48
Greystone Plaza CID Fund.....	48
City Center East #1 CID Fund.....	48
City Center East #2 CID Fund.....	48
I-35 & 95 th Street TIF Fund.....	48
Springhill Suites CID Fund.....	48
Candlewood Suites CID Fund.....	48
Holiday Inn Express CID Fund.....	49
Sonoma Plaza CID Fund.....	49
City Center Area E CID Fund.....	49
Stormwater Management Fund.....	49
Rec Center Fund.....	52

II. **DETAIL EXPENDITURE BY SECTION**

This section lists all expenditures categorized by section. Example: all regular salary expenses are listed together to obtain a total budgeted amount for salaries. Includes prior year actuals, current year estimate, and budget year information.

Summary of Expenditures by Section Graph and Descriptions.....	57
Personal Services.....	58
Contractual Services.....	69
Commodities.....	85
Capital Outlay.....	93

Debt Service	94
Transfers	95

III. DETAIL REVENUE BY FUND

This section lists all revenues by object account for each budgeted fund. Includes prior year actuals, current year estimate, and budget year information.

Summary of Revenues by Fund Graphs.....	98
General Fund	99
Debt Service Fund.....	102
Special Highway Fund	102
Special Alcohol Fund	102
Special Parks & Recreation Fund	103
Tourism and Convention Fund.....	103
Parks and Recreation Impact Fee Zone 1 Fund	103
Parks and Recreation Impact Fee Zone 2 Fund	103
Parks and Recreation Impact Fee Zone 3 Fund	103
Street Tree Zone 1 Fund	103
Street Tree Zone 2 Fund	103
Street Tree Zone 3 Fund	103
Transportation Improvement Plan Zone 1 Fund	103
Transportation Improvement Plan Zone 2 Fund	104
Transportation Improvement Plan Zone 3 Fund	104
Neighborhood Revitalization Fund	104
City Center TIF District Fund.....	104
City Center East TIF District Fund	104
Mining TIF District Fund	104
Ridgeview Mining TIF District Fund	104
Orchard Corners CID Fund	104
Prairie Creek CID Fund	104
Quivira 95 CID Fund	104
Greystone Plaza CID Fund	105
City Center East #1 CID Fund.....	105
City Center East #2 CID Fund.....	105
I-35 & 95 th Street TIF Fund	105
Springhill Suites CID Fund	105
Candlewood Suites CID Fund.....	105
Holiday Inn Express CID Fund.....	105
Sonoma Plaza CID Fund	105
City Center Area E CID Fund.....	105
Stormwater Management Fund.....	105
Rec Center Fund	106

IV. DETAIL REVENUE BY SECTION

This section lists all revenue accounts by section. Example: all property taxes are listed together with a total for property taxes. Includes prior year actuals, current year estimate, and budget year information.

Summary of Revenues by Section Graph and Descriptions.....	108
Property Taxes	109
Non-Property Taxes	109
Licenses & Permits.....	110
Intergovernmental	110
Charges for Services.....	110
Fines & Forfeitures	112
Use of Money	112

Miscellaneous Revenue	112
Non-Revenue Receipt.....	113

V. APPENDIX

Includes definitions of expenditures and revenues.

Fund Descriptions	115
Department Descriptions.....	118
Division Descriptions	119
Org Code Descriptions.....	121
Definitions of Expenditures.....	126
Definitions of Revenues	133



Detail Expenditure by Fund

**Annual Budget Document
2020**

**City of Lenexa
January 1 - December 31**

CERTIFICATE

To the Clerk of Johnson County, State of Kansas
We, the undersigned, officers of
City of Lenexa

certify that: (1) the hearing mentioned in the attached proof of publication was held; (2) after the Budget Hearing this budget was duly approved and adopted as the maximum expenditure for the various funds for the year 2020; and (3) the Amount(s) of 2019 Ad Valorem Tax are within statutory limitations.

		2020 ADOPTED BUDGET			
		Page No.	Budget Authority for Expenditures	Amount of 2019 Ad Valorem Tax	County Clerk's Use Only
Table of Contents:					
Computation to Determine Limit for 2020		2			
Allocation of MVT, RVT & 16/20M Veh		3			
Schedule of Transfers		4			
Statement of Indebtedness		5			
Statement of Lease-Purchases		6			
<u>Fund</u>	<u>K.S.A.</u>				
General	12-101a	7	112,539,579	29,020,199	
Debt Service	10-113	8	17,236,156	7,963,544	
Special Highway		9	1,825,582		
Tourism and Convention		9	3,083,905		
Special Alcohol		10	875,828		
Special Parks & Recreation		10	397,206		
Stormwater Management		11	9,169,244		
Neighborhood Revitalization		11	631,138		
Transportation Improvement Plan		12	3,250,829		
Parks & Recreation Impact Fee		12	2,175,933		
Mining TIF		13	3,140,640		
Street Tree		13	483,147		
Ridgeview Mining TIF		14	2,844,301		
City Center TIF		14	8,645,148		
Orchard Corners CID		15	804,517		
Prairie Creek CID		15	127,361		
Quivira 95 CID		16	59,641		
Greystone Plaza CID		16	79,261		
City Center East CID #1		17	48,584		
I-35 & 95th Street TIF		17	2,154,901		
City Center East CID #2		18	227,947		
Rec Center		18	3,868,182		
Midas Springhill Suites CID		19	61,546		
Candlewood Suites CID		19	42,968		
Holiday Inn Express CID		20	56,995		
Sonoma Plaza CID		20	280,000		
City Center Area E CID		21	50,000		
Non-Budgeted Funds - A		22			
Non-Budgeted Funds - B		23			
Non-Budgeted Funds - C		24			
TOTALS		xxxxxx	174,160,539	36,983,743	
Election Required - Review HB2088 Template					County Clerks Use Only
Budget Summary		25			
Neighborhood Revitalization Rebate					Nov 1, 2019 Total Assessed Valuation

Assisted by: _____

 Address: _____

 Email: _____

 Attest: _____, 2019

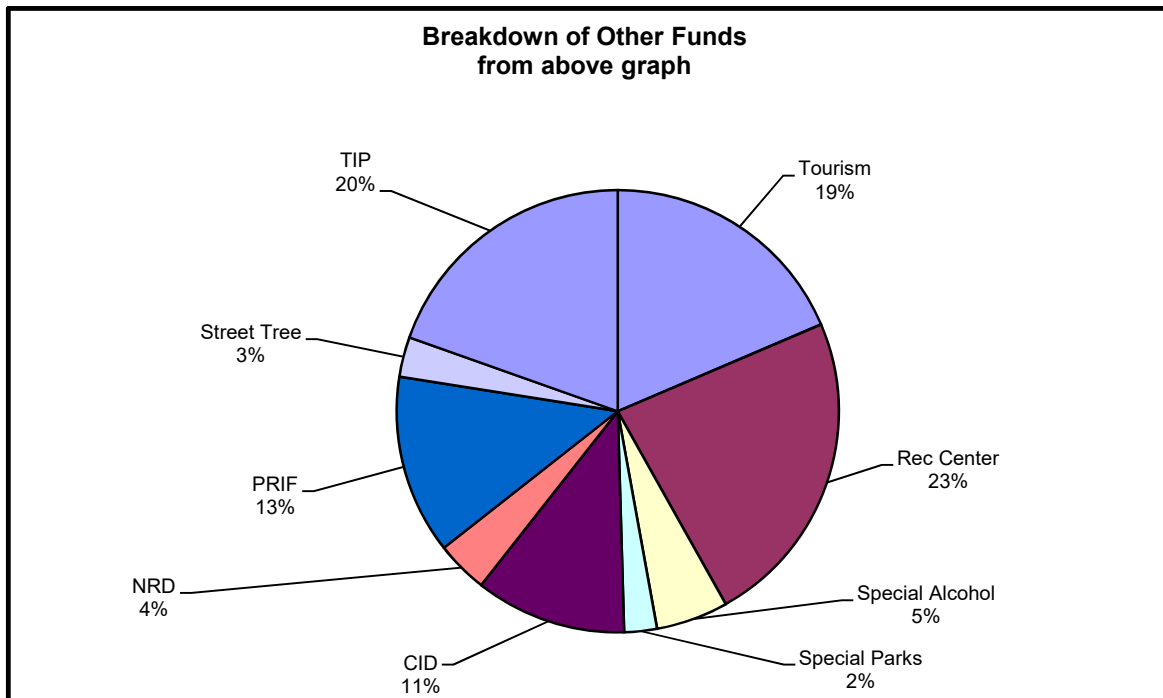
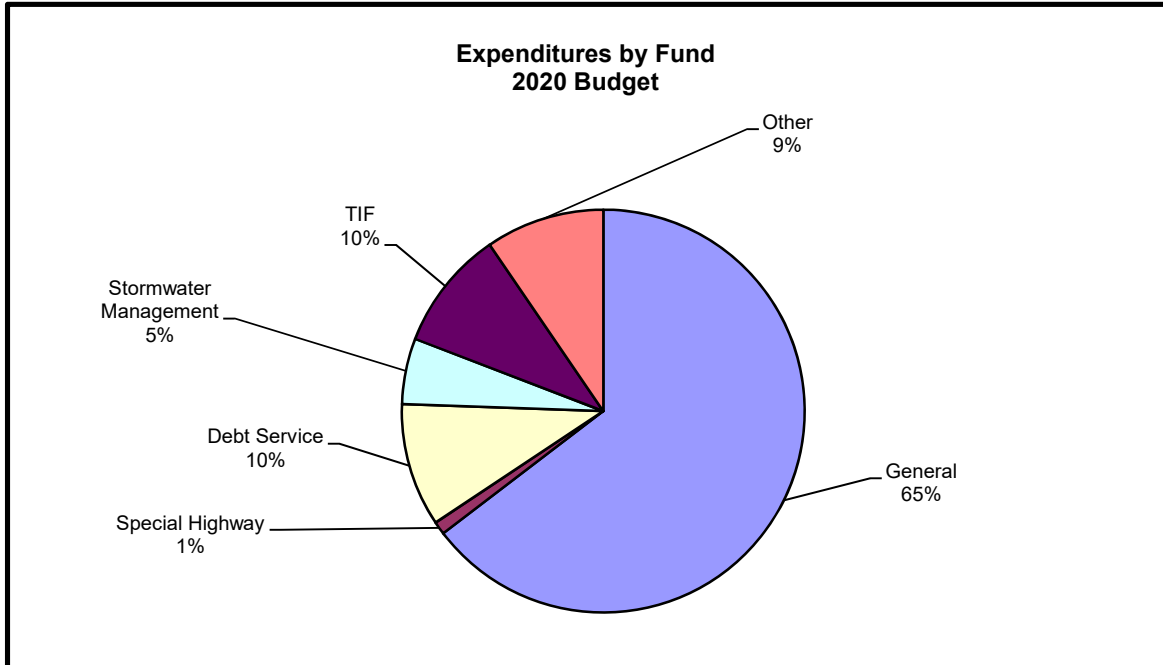
 /s/Michael Boehm
 Michael Boehm, Mayor

 /s/Jennifer Martin
 Jennifer Martin, City Clerk

 County Clerk



Expenditures by Fund



These graphs show each fund's percentage of the total budget of the City. The supporting detail by activity is on the following pages.



Expenditures by Fund

ORG	ORG DESCRIPTION	OBJ	DESCRIPTION	2017	2018	2019	2019	2020
				ACTUAL	ACTUAL	ORIGINAL BUDGET	REVISED BUDGET	BUDGET
01010000	Governing Body	51100	Regular Salary/Wages	100,418	106,893	112,213	112,213	116,993
01010000	Governing Body	51120	Allowances	16,313	16,808	16,744	16,744	16,744
01010000	Governing Body	51505	FICA/OADSI	7,237	7,154	7,992	7,992	8,291
01010000	Governing Body	51510	FICA/MD	1,693	1,673	1,874	1,874	1,936
01010000	Governing Body	51515	Employers KPERS	4,212	5,484	6,393	6,393	6,442
01010000	Governing Body	51540	Workers Compensation	279	276	310	310	381
01010000	Governing Body	51545	Unemployment	20	0	291	291	320
01010000	Governing Body	51550	Health Insurance	0	0	0	0	10,000
01010000	Governing Body	51570	Employee Assistance Program	21	0	0	0	0
			Personal Services Total	130,193	138,288	145,817	145,817	161,107
01010000	Governing Body	52159	Other Professional Services	10	11,846	10,000	10,000	10,000
01010000	Governing Body	52160	Payments To Other Agencies	2,500	2,500	5,000	5,000	5,000
01010000	Governing Body	52166	Photography Services	75	460	0	0	0
01010000	Governing Body	52302	Training/Travel/Mtgs - Per Diem	1,332	2,423	4,300	4,300	3,000
01010000	Governing Body	52303	Meals/Food/Refreshments	2,604	5,447	5,000	5,000	5,000
01010000	Governing Body	52304	Training/Mtgs - Registration	3,115	7,395	6,500	6,500	6,500
01010000	Governing Body	52306	Training/Travel - Airline	3,935	3,343	7,500	7,500	5,500
01010000	Governing Body	52308	Training/Travel - Mileage	619	1,519	950	950	1,500
01010000	Governing Body	52310	Training/Travel - Parking	289	189	500	500	300
01010000	Governing Body	52312	Training/Travel - Taxi	383	522	750	750	700
01010000	Governing Body	52314	Training/Travel - Tolls	-2	78	500	500	200
01010000	Governing Body	52316	Training/Travel - Lodging	6,804	9,669	10,000	10,000	10,000
01010000	Governing Body	52318	Training/Travel - Rental Car	0	0	700	700	500
01010000	Governing Body	52320	Training/Mtgs - Hosted by City	0	4	0	0	0
01010000	Governing Body	52322	Training - Materials	82	37	500	500	200
01010000	Governing Body	52324	Mileage - Other	37	0	500	500	100
01010000	Governing Body	52805	Contingency	0	2,945	10,000	10,000	10,000
01010000	Governing Body	52810	Copying/Printings Services	36	0	150	150	0
01010000	Governing Body	52820	Dues/Memberships	43,204	43,778	40,000	40,000	42,000
01010000	Governing Body	52850	Postage/Shipping	0	0	150	150	0
01010000	Governing Body	52870	Subscriptions	0	1,420	0	0	2,000
			Contractual Services Total	65,023	93,575	103,000	103,000	102,500
01010000	Governing Body	54336	Supplies - Office	90	285	500	500	500
01010000	Governing Body	54342	Supplies - Other/misc	401	248	0	0	0
01010000	Governing Body	54432	Recognition	3,027	1,902	3,500	3,500	4,000
01010000	Governing Body	54442	Uniforms	0	674	1,000	1,000	1,000
			Commodities Total	3,518	3,109	5,000	5,000	5,500
			Governing Body Total	198,734	234,972	253,817	253,817	269,107
01010004	Vision 2040	52159	Other Professional Services	0	112,708	0	54,760	0
01010004	Vision 2040	52303	Meals/Food/Refreshments	0	2,131	0	0	0
01010004	Vision 2040	52800	Advertising/Publications	0	4,547	0	0	0
01010004	Vision 2040	52810	Copying/Printings Services	0	367	0	0	0
			Contractual Services Total	0	119,753	0	54,760	0
01010004	Vision 2040	54336	Supplies - Office	0	487	0	0	0
			Commodities Total	0	487	0	0	0
			Vision 2040 Total	0	120,240	0	54,760	0
01011000	City Manager	51100	Regular Salary/Wages	471,565	527,113	510,140	510,140	583,615
01011000	City Manager	51110	Overtime/Shift/Hazard	3,358	3,604	0	0	4,000
01011000	City Manager	51120	Allowances	19,126	19,200	19,126	19,126	20,036
01011000	City Manager	51505	FICA/OADSI	24,165	24,946	32,815	32,815	37,675
01011000	City Manager	51510	FICA/MD	7,098	7,792	7,675	7,675	8,811
01011000	City Manager	51515	Employers KPERS	43,311	51,137	52,344	52,344	58,395
01011000	City Manager	51530	Pension Plan	47,665	44,752	31,755	31,755	36,460
01011000	City Manager	51540	Workers Compensation	1,183	1,309	1,270	1,270	1,731
01011000	City Manager	51545	Unemployment	1,067	854	1,339	1,339	1,609
01011000	City Manager	51550	Health Insurance	56,263	56,103	48,375	48,375	55,000
01011000	City Manager	51555	Short Term Disability	111	118	144	144	176
01011000	City Manager	51565	Life Insurance	1,183	1,309	1,334	1,334	1,530
01011000	City Manager	51570	Employee Assistance Program	121	130	135	135	165
			Personal Services Total	676,216	738,367	706,452	706,452	809,203

ORG	ORG DESCRIPTION	OBJ	DESCRIPTION	2017	2018	2019	2019	2020
				ACTUAL	ACTUAL	ORIGINAL BUDGET	REVISED BUDGET	BUDGET
01011000	City Manager	52156	Offsite Storage	59	103	500	500	1,300
01011000	City Manager	52159	Other Professional Services	31,998	32,748	32,000	32,000	38,000
01011000	City Manager	52302	Training/Travel/Mtgs - Per Diem	911	1,198	3,000	3,000	3,000
01011000	City Manager	52303	Meals/Food/Refreshments	7,079	3,944	7,000	7,000	7,000
01011000	City Manager	52304	Training/Mtgs - Registration	3,499	4,147	6,000	6,000	8,000
01011000	City Manager	52306	Training/Travel - Airline	1,069	1,565	5,000	5,000	5,000
01011000	City Manager	52308	Training/Travel - Mileage	205	0	400	400	400
01011000	City Manager	52310	Training/Travel - Parking	25	77	400	400	400
01011000	City Manager	52312	Training/Travel - Taxi	29	115	500	500	500
01011000	City Manager	52314	Training/Travel - Tolls	6	12	350	350	300
01011000	City Manager	52316	Training/Travel - Lodging	2,899	3,823	7,500	7,500	8,000
01011000	City Manager	52318	Training/Travel - Rental Car	480	134	400	400	400
01011000	City Manager	52320	Training/Mtgs - Hosted by City	-275	-624	1,400	1,400	1,400
01011000	City Manager	52322	Training - Materials	20	50	300	300	300
01011000	City Manager	52324	Mileage - Other	17	82	0	0	0
01011000	City Manager	52800	Advertising/Publications	0	0	0	0	8,000
01011000	City Manager	52810	Copying/Printings Services	26	0	100	100	100
01011000	City Manager	52820	Dues/Memberships	2,532	2,386	5,000	5,000	7,000
01011000	City Manager	52842	NRD-GF Grant	13,688	13,488	45,000	45,000	45,000
01011000	City Manager	52850	Postage/Shipping	0	0	100	100	27,000
01011000	City Manager	52870	Subscriptions	272	244	500	500	500
			Contractual Services Total	64,539	63,492	115,450	115,450	161,600
01011000	City Manager	54100	Equipment (commodities)	0	0	500	500	500
01011000	City Manager	54336	Supplies - Office	1,474	478	1,000	1,000	1,200
01011000	City Manager	54340	Supplies - Operational	0	0	300	300	300
01011000	City Manager	54342	Supplies - Other/misc	714	158	300	300	300
01011000	City Manager	54405	Books/Videos	0	0	100	100	100
01011000	City Manager	54407	Learning About Lenexa	3,429	2,248	3,000	3,000	3,000
01011000	City Manager	54432	Recognition	0	0	500	500	500
			Commodities Total	5,617	2,884	5,700	5,700	5,900
			City Manager Total	746,372	804,743	827,602	827,602	976,703
01014000	City Clerk	51100	Regular Salary/Wages	57,215	17,378	72,097	72,097	0
01014000	City Clerk	51120	Allowances	838	231	910	910	0
01014000	City Clerk	51505	FICA/OADSI	3,231	974	4,526	4,526	0
01014000	City Clerk	51510	FICA/MD	755	228	1,059	1,059	0
01014000	City Clerk	51515	Employers KPERS	4,782	1,640	7,220	7,220	0
01014000	City Clerk	51530	Pension Plan	4,572	842	4,380	4,380	0
01014000	City Clerk	51540	Workers Compensation	142	38	175	175	0
01014000	City Clerk	51545	Unemployment	116	23	189	189	0
01014000	City Clerk	51550	Health Insurance	15,536	3,189	10,750	10,750	0
01014000	City Clerk	51555	Short Term Disability	23	5	32	32	0
01014000	City Clerk	51565	Life Insurance	142	38	184	184	0
01014000	City Clerk	51570	Employee Assistance Program	24	6	30	30	0
			Personal Services Total	87,376	24,592	101,552	101,552	0
01014000	City Clerk	52100	Services	0	0	1,100	1,100	0
01014000	City Clerk	52156	Offsite Storage	793	639	750	750	0
01014000	City Clerk	52158	Other Financial Services	180	0	0	0	0
01014000	City Clerk	52159	Other Professional Services	0	0	800	800	0
01014000	City Clerk	52160	Payments To Other Agencies	49,022	28,500	67,500	67,500	0
01014000	City Clerk	52180	Third Party Outsourcing	5,311	4,146	5,000	5,000	0
01014000	City Clerk	52302	Training/Travel/Mtgs - Per Diem	314	150	600	600	0
01014000	City Clerk	52303	Meals/Food/Refreshments	108	266	1,500	1,500	0
01014000	City Clerk	52304	Training/Mtgs - Registration	789	630	2,000	2,000	0
01014000	City Clerk	52306	Training/Travel - Airline	0	414	1,000	1,000	0
01014000	City Clerk	52308	Training/Travel - Mileage	0	8	0	0	0
01014000	City Clerk	52310	Training/Travel - Parking	10	36	0	0	0
01014000	City Clerk	52314	Training/Travel - Tolls	9	11	0	0	0
01014000	City Clerk	52316	Training/Travel - Lodging	587	716	1,500	1,500	0
01014000	City Clerk	52318	Training/Travel - Rental Car	0	140	0	0	0
01014000	City Clerk	52322	Training - Materials	0	17	0	0	0
01014000	City Clerk	52324	Mileage - Other	22	16	0	0	0
01014000	City Clerk	52625	Rents - Other	0	0	400	400	0
01014000	City Clerk	52800	Advertising/Publications	3,734	6,132	9,200	9,200	0
01014000	City Clerk	52810	Copying/Printings Services	36	122	0	0	0
01014000	City Clerk	52815	Court/Recording Fees	60	6	400	400	0
01014000	City Clerk	52820	Dues/Memberships	390	137	1,000	1,000	0
01014000	City Clerk	52850	Postage/Shipping	27,364	22,357	34,000	34,000	0
01014000	City Clerk	52870	Subscriptions	0	186	0	0	0
			Contractual Services Total	88,729	64,629	126,750	126,750	0
01014000	City Clerk	54336	Supplies - Office	245	340	500	500	0
01014000	City Clerk	54342	Supplies - Other/misc	110	510	0	0	0
			Commodities Total	355	850	500	500	0
			Org Total	176,460	90,071	228,802	228,802	0
			Executive Total	922,832	894,814	1,056,404	1,056,404	976,703

ORG	ORG DESCRIPTION	OBJ	DESCRIPTION	2017	2018	2019	2019	2020
				ACTUAL	ACTUAL	ORIGINAL BUDGET	REVISED BUDGET	BUDGET
01012000	Communications	51100	Regular Salary/Wages	242,933	299,444	301,486	301,486	316,187
01012000	Communications	51120	Allowances	10,784	12,644	12,596	12,596	12,596
01012000	Communications	51505	FICA/OADSI	15,157	18,521	19,474	19,474	20,384
01012000	Communications	51510	FICA/MD	3,545	4,331	4,555	4,555	4,768
01012000	Communications	51515	Employers KPERS	21,645	27,935	31,063	31,063	31,596
01012000	Communications	51530	Pension Plan	17,120	16,655	18,844	18,844	19,727
01012000	Communications	51540	Workers Compensation	606	738	754	754	936
01012000	Communications	51545	Unemployment	534	473	792	792	871
01012000	Communications	51550	Health Insurance	40,058	38,491	43,000	43,000	40,000
01012000	Communications	51555	Short Term Disability	87	95	128	128	128
01012000	Communications	51565	Life Insurance	595	709	792	792	828
01012000	Communications	51570	Employee Assistance Program	96	104	120	120	120
01012000	Communications	51575	Other Benefits	25	25	0	0	0
			Personal Services Total	353,185	420,165	433,604	433,604	448,141
01012000	Communications	52159	Other Professional Services	40,699	10,250	43,500	28,000	30,000
01012000	Communications	52302	Training/Travel/Mtgs - Per Diem	414	920	1,400	1,400	1,400
01012000	Communications	52303	Meals/Food/Refreshments	876	772	1,305	1,305	1,305
01012000	Communications	52304	Training/Mtgs - Registration	1,675	6,174	3,200	3,200	3,200
01012000	Communications	52306	Training/Travel - Airline	375	2,025	2,250	2,250	2,250
01012000	Communications	52308	Training/Travel - Mileage	32	297	200	200	200
01012000	Communications	52310	Training/Travel - Parking	67	111	200	200	200
01012000	Communications	52312	Training/Travel - Taxi	157	222	200	200	250
01012000	Communications	52314	Training/Travel - Tolls	0	5	100	100	50
01012000	Communications	52316	Training/Travel - Lodging	460	2,445	2,800	2,800	2,800
01012000	Communications	52318	Training/Travel - Rental Car	0	0	185	185	0
01012000	Communications	52320	Training/Mtgs - Hosted by City	138	0	0	0	0
01012000	Communications	52322	Training - Materials	0	19	135	135	135
01012000	Communications	52324	Mileage - Other	0	0	135	135	0
01012000	Communications	52624	Rents - Equipment	1,900	578	4,000	2,000	0
01012000	Communications	52800	Advertising/Publications	37,049	36,410	37,000	44,000	37,000
01012000	Communications	52810	Copying/Printings Services	52,876	49,128	56,500	56,500	60,500
01012000	Communications	52820	Dues/Memberships	2,860	1,045	1,125	1,125	1,125
01012000	Communications	52840	Licenses/Certifications	0	0	500	500	100
01012000	Communications	52850	Postage/Shipping	30,197	25,270	32,000	32,000	34,500
01012000	Communications	52870	Subscriptions	467	597	650	650	800
01012000	Communications	52875	Subscription Service	4,770	6,892	7,500	7,500	9,000
			Contractual Services Total	175,012	143,160	194,885	184,385	184,815
01012000	Communications	54102	Equipment - Audio & Video	2,572	241	2,000	2,000	2,000
01012000	Communications	54108	Equipment - Office	4,199	2,268	750	750	750
01012000	Communications	54336	Supplies - Office	1,284	340	1,100	1,100	500
01012000	Communications	54342	Supplies - Other/misc	498	0	800	800	500
01012000	Communications	54405	Books/Videos	0	0	300	300	0
01012000	Communications	54432	Recognition	304	464	520	520	520
01012000	Communications	54442	Uniforms	0	0	400	400	400
			Commodities Total	8,857	3,313	5,870	5,870	4,670
			Org Total	537,054	566,638	634,359	623,859	637,626
01012002	Civic Center Celebration	52159	Other Professional Services	31,659	0	0	0	0
01012002	Civic Center Celebration	52164	Performer/Entertainer	30,656	0	0	0	0
01012002	Civic Center Celebration	52166	Photography Services	3,300	0	0	0	0
01012002	Civic Center Celebration	52303	Meals/Food/Refreshments	1,997	0	0	0	0
01012002	Civic Center Celebration	52624	Rents - Equipment	1,834	0	0	0	0
01012002	Civic Center Celebration	52800	Advertising/Publications	8,813	0	0	0	0
01012002	Civic Center Celebration	52810	Copying/Printings Services	7,065	0	0	0	0
			Contractual Services Total	85,324	0	0	0	0
01012002	Civic Center Celebration	54336	Supplies - Office	433	0	0	0	0
			Commodities Total	433	0	0	0	0
			Org Total	85,757	0	0	0	0
			Communications Total	622,811	566,638	634,359	623,859	637,626
01013000	Municipal Court	51100	Regular Salary/Wages	305,544	339,010	346,199	346,199	361,767
01013000	Municipal Court	51110	Overtime/Shift/Hazard	5,115	3,154	10,154	10,154	10,250
01013000	Municipal Court	51120	Allowances	359	457	455	455	455
01013000	Municipal Court	51505	FICA/OADSI	18,000	19,899	22,123	22,123	23,096
01013000	Municipal Court	51510	FICA/MD	4,210	4,654	5,172	5,172	5,401
01013000	Municipal Court	51515	Employers KPERS	26,089	32,163	29,722	29,722	35,795
01013000	Municipal Court	51530	Pension Plan	17,526	15,680	16,948	16,948	16,144
01013000	Municipal Court	51540	Workers Compensation	747	819	856	856	1,056
01013000	Municipal Court	51545	Unemployment	637	509	909	909	998
01013000	Municipal Court	51550	Health Insurance	93,800	65,236	64,500	64,500	50,000
01013000	Municipal Court	51555	Short Term Disability	140	134	192	192	160
01013000	Municipal Court	51565	Life Insurance	607	621	712	712	677
01013000	Municipal Court	51570	Employee Assistance Program	177	207	210	210	210
01013000	Municipal Court	51575	Other Benefits	51	400	0	0	0
			Personal Services Total	473,002	482,943	498,152	498,152	506,009

ORG	ORG DESCRIPTION	OBJ	DESCRIPTION	2017	2018	2019	2019	2020
				ACTUAL	ACTUAL	ORIGINAL BUDGET	REVISED BUDGET	BUDGET
01013000	Municipal Court	52140	Interpreter Services	11,860	13,275	10,750	10,750	10,750
01013000	Municipal Court	52159	Other Professional Services	44,071	48,000	55,000	55,000	55,000
01013000	Municipal Court	52174	Public Defender	2,059	3,749	5,450	5,450	5,450
01013000	Municipal Court	52300	Training/Travel/Meetings	-122	44	0	0	0
01013000	Municipal Court	52302	Training/Travel/Mtgs - Per Diem	767	433	3,000	3,000	2,000
01013000	Municipal Court	52303	Meals/Food/Refreshments	291	581	0	0	0
01013000	Municipal Court	52304	Training/Mtgs - Registration	2,329	6,784	6,260	6,260	7,260
01013000	Municipal Court	52306	Training/Travel - Airline	694	1,251	1,200	1,200	1,200
01013000	Municipal Court	52308	Training/Travel - Mileage	80	536	0	0	0
01013000	Municipal Court	52310	Training/Travel - Parking	30	50	0	0	0
01013000	Municipal Court	52312	Training/Travel - Taxi	0	15	0	0	0
01013000	Municipal Court	52314	Training/Travel - Tolls	6	25	0	0	0
01013000	Municipal Court	52316	Training/Travel - Lodging	1,471	2,190	3,000	3,000	3,000
01013000	Municipal Court	52320	Training/Mtgs - Hosted by City	672	429	2,000	2,000	2,000
01013000	Municipal Court	52704	Repair/Maint - Equipment	0	0	600	600	600
01013000	Municipal Court	52800	Advertising/Publications	0	0	30	30	30
01013000	Municipal Court	52810	Copying/Printings Services	5,500	2,604	3,865	3,865	3,865
01013000	Municipal Court	52820	Dues/Memberships	780	605	1,085	1,085	1,085
			Contractual Services Total	70,488	80,571	92,240	92,240	92,240
01013000	Municipal Court	54100	Equipment (commodities)	0	1,143	1,500	1,500	1,500
01013000	Municipal Court	54110	Equipment - Other Minor	61	0	2,000	2,000	2,000
01013000	Municipal Court	54150	Equipment - Computer	400	0	800	800	800
01013000	Municipal Court	54204	Software - Other	0	0	4,000	4,000	4,000
01013000	Municipal Court	54336	Supplies - Office	3,538	5,491	4,224	4,224	4,224
01013000	Municipal Court	54342	Supplies - Other/misc	620	1,507	2,280	2,280	2,280
01013000	Municipal Court	54425	Furniture	2,131	737	500	500	500
01013000	Municipal Court	54442	Uniforms	397	238	700	700	700
			Commodities Total	7,147	9,116	16,004	16,004	16,004
			Municipal Court Total	550,637	572,630	606,396	606,396	614,253
01015000	Public Market	51100	Regular Salary/Wages	79,847	134,624	144,428	144,428	164,279
01015000	Public Market	51110	Overtime/Shift/Hazard	58	96	0	0	0
01015000	Public Market	51120	Allowances	2,110	2,164	2,110	2,110	3,016
01015000	Public Market	51123	Vacation Final Payout	0	1,390	0	0	0
01015000	Public Market	51505	FICA/QADSI	4,861	8,261	9,084	9,084	10,373
01015000	Public Market	51510	FICA/MD	1,137	1,932	2,126	2,126	2,426
01015000	Public Market	51515	Employers KPERS	6,811	9,968	11,460	11,460	16,078
01015000	Public Market	51530	Pension Plan	4,692	4,822	4,192	4,192	7,212
01015000	Public Market	51540	Workers Compensation	193	329	352	352	476
01015000	Public Market	51545	Unemployment	169	212	379	379	453
01015000	Public Market	51550	Health Insurance	21,276	18,135	10,750	10,750	20,000
01015000	Public Market	51555	Short Term Disability	24	25	32	32	64
01015000	Public Market	51565	Life Insurance	154	164	176	176	303
01015000	Public Market	51570	Employee Assistance Program	42	78	180	180	120
01015000	Public Market	51575	Other Benefits	0	0	0	0	0
			Personal Services Total	121,374	182,200	185,269	185,269	224,800
01015000	Public Market	52100	Services	363	857	30,000	30,000	0
01015000	Public Market	52159	Other Professional Services	14,056	19,923	0	1,000	30,000
01015000	Public Market	52205	Taxes - Property	18,632	30,453	60,000	60,000	62,000
01015000	Public Market	52210	Taxes - Special Assessment	0	448	0	0	0
01015000	Public Market	52300	Training/Travel/Meetings	414	982	0	0	3,350
01015000	Public Market	52304	Training/Mtgs - Registration	540	-97	0	0	0
01015000	Public Market	52310	Training/Travel - Parking	60	0	0	0	0
01015000	Public Market	52312	Training/Travel - Taxi	0	164	0	0	0
01015000	Public Market	52316	Training/Travel - Lodging	0	626	0	0	0
01015000	Public Market	52322	Training - Materials	345	545	0	0	0
01015000	Public Market	52510	Electricity	0	29,238	0	0	30,000
01015000	Public Market	52515	Gas	0	5,130	0	0	5,500
01015000	Public Market	52525	Other Utilities	1,236	1,697	30,000	30,000	0
01015000	Public Market	52540	Wastewater	290	1,964	0	0	2,500
01015000	Public Market	52545	Water	0	2,191	0	0	2,500
01015000	Public Market	52624	Rents - Equipment	0	0	0	2,000	2,000
01015000	Public Market	52800	Advertising/Publications	24,389	23,236	15,000	15,000	20,000
01015000	Public Market	52820	Dues/Memberships	450	399	0	0	250
01015000	Public Market	52830	Insurance - Property & Liability	0	0	7,500	7,500	7,500
01015000	Public Market	52840	Licenses/Certifications	278	278	0	0	350
			Contractual Services Total	61,053	118,034	142,500	145,500	165,950
01015000	Public Market	54336	Supplies - Office	71	0	0	0	0
01015000	Public Market	54340	Supplies - Operational	6,884	1,498	7,500	7,500	7,500
01015000	Public Market	54342	Supplies - Other/misc	58	715	0	0	0
01015000	Public Market	54430	Merchandise for Resale	6,609	11,116	0	0	0
			Commodities Total	13,622	13,329	7,500	7,500	7,500
01015000	Public Market	55125	Equipment - Other Capital	42,512	16,088	15,000	15,000	15,000
			Capital Total	42,512	16,088	15,000	15,000	15,000
			Public Market Total	238,561	329,651	350,269	353,269	413,250

ORG	ORG DESCRIPTION	OBJ	DESCRIPTION	2017	2018	2019	2019	2020
				ACTUAL	ACTUAL	ORIGINAL BUDGET	REVISED BUDGET	BUDGET
01030000	Non-departmental	51125	Education	0	0	0	0	75,000
01030000	Non-departmental	51130	Compensation Reserve	0	0	1,000,000	861,722	1,000,000
01030000	Non-departmental	51505	FICA/OADSI	0	0	0	0	4,650
01030000	Non-departmental	51510	FICA/MD	0	0	0	0	1,088
01030000	Non-departmental	51515	Employers KPERS	0	0	0	0	7,208
			Personal Services Total	0	0	1,000,000	861,722	1,087,946
01030000	Non-departmental	52159	Other Professional Services	0	0	0	14,500	214,500
01030000	Non-departmental	52160	Payments To Other Agencies	0	21,131	0	0	40,350
01030000	Non-departmental	52205	Taxes - Property	0	0	0	69,000	61,000
01030000	Non-departmental	52210	Taxes - Special Assessment	0	0	0	110,000	117,000
01030000	Non-departmental	52825	Association dues	0	0	0	26,300	34,500
			Contractual Services Total	0	21,131	0	219,800	467,350
01030000	Non-departmental	54342	Supplies - Other/misc	0	0	0	59,695	3,000
			Commodities Total	0	0	0	59,695	3,000
01030000	Non-departmental	70100	Transfers	8,603,333	7,576,682	22,000	6,407,000	0
01030000	Non-departmental	70104	Transfers - CIF	7,196,635	8,387,824	15,109,749	14,432,783	13,654,052
01030000	Non-departmental	70110	Transfers - FMF	350,000	500,000	500,000	500,000	500,000
01030000	Non-departmental	70112	Transfers - ERF	1,400,000	1,803,950	1,700,000	1,700,000	1,700,000
01030000	Non-departmental	70118	Transfers - TIF	0	0	1,837,000	1,837,000	3,052,000
01030000	Non-departmental	70122	Transfers - Rec Center	328,408	231,948	363,204	363,204	362,737
01030000	Non-departmental	70500	Fund Balance Reserve	8,681,357	7,273,342	27,292,206	0	29,091,569
01030000	Non-departmental	70900	Transfers Out - Accrual	245,926	-1,345,003	0	0	0
			Transfers Out Total	26,805,659	24,428,743	46,824,159	25,239,987	48,360,358
			Transfers Total	26,805,659	24,449,874	47,824,159	26,381,204	49,918,654
01100000	Finance	51100	Regular Salary/Wages	532,399	642,717	699,934	699,934	723,522
01100000	Finance	51110	Overtime/Shift/Hazard	7,653	4,149	7,500	7,500	7,500
01100000	Finance	51120	Allowances	7,526	8,223	8,436	8,436	8,436
01100000	Finance	51505	FICA/OADSI	30,146	35,725	44,382	44,382	45,847
01100000	Finance	51510	FICA/MD	7,545	8,995	10,381	10,381	10,723
01100000	Finance	51515	Employers KPERS	47,939	61,654	70,800	70,800	71,063
01100000	Finance	51530	Pension Plan	40,697	37,465	42,951	42,951	44,368
01100000	Finance	51540	Workers Compensation	1,315	1,554	1,718	1,718	2,103
01100000	Finance	51545	Unemployment	1,138	975	1,836	1,836	1,994
01100000	Finance	51550	Health Insurance	89,275	90,052	75,250	75,250	70,000
01100000	Finance	51555	Short Term Disability	142	159	224	224	224
01100000	Finance	51565	Life Insurance	1,315	1,555	1,805	1,805	1,864
01100000	Finance	51570	Employee Assistance Program	156	175	210	210	210
01100000	Finance	51575	Other Benefits	76	0	0	0	0
			Personal Services Total	767,322	893,398	965,427	965,427	987,854
01100000	Finance	52109	Auditing Services	64,100	62,000	69,000	69,000	69,000
01100000	Finance	52110	Banking Services	19,270	17,560	25,000	25,000	25,000
01100000	Finance	52118	Credit Card Processing	85,515	133,390	130,000	130,000	130,000
01100000	Finance	52142	Investment Fees	2,800	2,770	5,000	5,000	5,000
01100000	Finance	52156	Offsite Storage	2,178	1,546	3,000	3,000	3,000
01100000	Finance	52158	Other Financial Services	1,500	9,421	9,000	9,000	9,000
01100000	Finance	52159	Other Professional Services	13,546	14,872	17,000	17,000	17,000
01100000	Finance	52160	Payments To Other Agencies	0	578	0	0	0
01100000	Finance	52162	Payroll Processing/HRIS	119,941	130,772	140,000	140,000	140,000
01100000	Finance	52205	Taxes - Property	28,754	58,814	69,000	0	0
01100000	Finance	52210	Taxes - Special Assessment	23,000	115,743	110,000	0	0
01100000	Finance	52220	Taxes - Wastewater	18,720	0	0	0	0
01100000	Finance	52222	Taxes - Other	66,745	1,125	0	0	0
01100000	Finance	52302	Training/Travel/Mtgs - Per Diem	324	400	500	500	500
01100000	Finance	52303	Meals/Food/Refreshments	222	460	3,000	3,000	3,000
01100000	Finance	52304	Training/Mtgs - Registration	2,944	3,425	5,000	5,000	5,000
01100000	Finance	52306	Training/Travel - Airline	636	1,011	3,000	3,000	3,000
01100000	Finance	52308	Training/Travel - Mileage	64	211	200	200	200
01100000	Finance	52310	Training/Travel - Parking	30	60	400	400	400
01100000	Finance	52312	Training/Travel - Taxi	98	30	300	300	300
01100000	Finance	52314	Training/Travel - Tolls	20	2	100	100	100
01100000	Finance	52316	Training/Travel - Lodging	1,387	2,536	4,000	4,000	4,000
01100000	Finance	52320	Training/Mtgs - Hosted by City	0	0	0	0	0
01100000	Finance	52322	Training - Materials	0	0	100	100	100
01100000	Finance	52400	Maintenance Agreement	723	759	1,000	1,000	1,000
01100000	Finance	52620	Rents/Leases	67	182	0	0	0
01100000	Finance	52625	Rents - Other	66	0	0	0	0
01100000	Finance	52700	Repair/Maintenance	420	0	1,200	1,200	1,200
01100000	Finance	52800	Advertising/Publications	450	371	2,500	2,500	2,500
01100000	Finance	52810	Copying/Printings Services	364	0	0	0	0
01100000	Finance	52815	Court/Recording Fees	127	736	0	0	0
01100000	Finance	52820	Dues/Memberships	1,792	1,134	2,500	2,500	2,500
01100000	Finance	52825	Association Dues	130	804	27,000	700	700
01100000	Finance	52850	Postage/Shipping	265	25	1,000	1,000	1,000
01100000	Finance	52870	Subscriptions	1,904	2,004	3,500	3,500	3,500
			Contractual Services Total	458,102	562,741	632,300	427,000	427,000

ORG	ORG DESCRIPTION	OBJ	DESCRIPTION	2017	2018	2019	2019	2020
				ACTUAL	ACTUAL	ORIGINAL BUDGET	REVISED BUDGET	BUDGET
01100000	Finance	54108	Equipment - Office	1,178	0	1,000	1,000	1,000
01100000	Finance	54110	Equipment - Other Minor	916	1,500	0	0	0
01100000	Finance	54150	Equipment - Computer	24	0	500	500	500
01100000	Finance	54212	Software - Personal Computer	0	0	1,000	1,000	1,000
01100000	Finance	54336	Supplies - Office	6,422	6,276	10,000	10,000	10,000
01100000	Finance	54342	Supplies - Other/misc	662	794	0	0	0
01100000	Finance	54405	Books/Videos	0	0	500	500	500
01100000	Finance	54425	Furniture	3,205	4,046	0	0	0
01100000	Finance	54434	Recognition - Events	0	231	0	0	0
			Commodities Total	12,407	12,847	13,000	13,000	13,000
Finance Total				1,237,831	1,468,986	1,610,727	1,405,427	1,427,854
01110000	Human Resources	51100	Regular Salary/Wages	468,627	526,756	555,823	555,823	589,979
01110000	Human Resources	51110	Overtime/Shift/Hazard	1,982	1,078	0	0	1,000
01110000	Human Resources	51120	Allowances	9,311	10,030	9,801	9,801	10,256
01110000	Human Resources	51125	Education	58,578	62,429	75,000	75,000	0
01110000	Human Resources	51505	FICA/OADS	28,917	31,368	39,719	39,719	37,277
01110000	Human Resources	51510	FICA/MD	6,763	7,336	9,289	9,289	8,718
01110000	Human Resources	51515	Employers KPERS	41,443	48,989	63,357	63,357	55,348
01110000	Human Resources	51530	Pension Plan	36,064	29,727	37,254	37,254	34,556
01110000	Human Resources	51540	Workers Compensation	1,151	1,271	1,537	1,537	1,712
01110000	Human Resources	51545	Unemployment	1,979	795	1,460	1,460	1,626
01110000	Human Resources	51550	Health Insurance	74,617	74,678	69,875	69,875	65,000
01110000	Human Resources	51555	Short Term Disability	165	166	240	240	208
01110000	Human Resources	51565	Life Insurance	1,133	1,242	1,375	1,375	1,452
01110000	Human Resources	51570	Employee Assistance Program	169	169	255	255	225
01110000	Human Resources	51575	Other Benefits	152	25	0	0	0
			Personal Services Total	731,051	796,059	864,985	864,985	807,357
01110000	Human Resources	52100	Services	0	8	0	0	0
01110000	Human Resources	52134	Human Resources Services	6,642	8,377	15,000	41,738	39,000
01110000	Human Resources	52150	Legal Services	42,139	15,467	35,000	35,000	35,000
01110000	Human Resources	52156	Offsite storage	1,129	1,102	1,250	1,250	1,250
01110000	Human Resources	52158	Other Financial Services	0	40,000	0	32,000	32,000
01110000	Human Resources	52159	Other Professional Services	-372	216	1,250	1,250	16,250
01110000	Human Resources	52162	Payroll Processing/HRIS	108,962	77,733	75,000	75,000	85,000
01110000	Human Resources	52178	Temporary Agencies	4,193	360	4,000	4,000	4,000
01110000	Human Resources	52300	Training/Travel/Meetings	13,613	17,466	17,500	17,500	0
01110000	Human Resources	52302	Training/Travel/Mtgs - Per Diem	284	0	0	0	1,500
01110000	Human Resources	52303	Meals/Food/Refreshments	101	0	2,500	2,500	1,500
01110000	Human Resources	52304	Training/Mtgs - Registration	5,792	249	0	0	9,650
01110000	Human Resources	52306	Training/Travel - Airline	338	0	0	0	2,000
01110000	Human Resources	52308	Training/Travel - Mileage	32	0	0	0	0
01110000	Human Resources	52310	Training/Travel - Parking	7	0	0	0	150
01110000	Human Resources	52312	Training/Travel - Taxi	0	0	0	0	200
01110000	Human Resources	52316	Training/Travel - Lodging	488	0	0	0	5,000
01110000	Human Resources	52320	Training/Mtgs - Hosted by City	29,283	18,029	30,000	30,000	30,000
01110000	Human Resources	52322	Training - Materials	3,445	526	15,000	15,000	15,000
01110000	Human Resources	52625	Rents - Other	0	0	500	500	500
01110000	Human Resources	52810	Copying/Printings Services	224	0	550	550	550
01110000	Human Resources	52820	Dues/Memberships	2,045	2,854	2,500	2,500	4,000
01110000	Human Resources	52850	Postage/Shipping	0	35	150	150	150
01110000	Human Resources	52870	Subscriptions	1,507	1,628	4,000	4,000	2,500
			Contractual Services Total	219,852	184,050	204,200	262,938	285,200
01110000	Human Resources	54110	Equipment - Other Minor	0	3,080	0	0	0
01110000	Human Resources	54330	Supplies - Medical (disposable)	320	0	750	750	0
01110000	Human Resources	54336	Supplies - Office	2,802	888	3,000	3,000	3,000
01110000	Human Resources	54342	Supplies - Other/misc	95	0	0	0	0
01110000	Human Resources	54405	Books/Videos	82	67	350	350	350
01110000	Human Resources	54432	Recognition	8,887	10,854	10,000	10,000	10,000
01110000	Human Resources	54434	Recognition - Events	19,769	10,010	10,250	10,250	15,000
01110000	Human Resources	54442	Uniforms	0	0	0	0	0
			Commodities Total	31,955	24,899	24,350	24,350	28,350
Org Total				982,858	1,005,008	1,093,535	1,152,273	1,120,907
01111011	Recruiting	52100	Services	41,143	51,142	66,750	94,039	94,039
01111011	Recruiting	52162	Payroll Processing/HRIS	8,182	8,301	7,100	7,100	9,500
01111011	Recruiting	52168	Pre-employment Screenings	218	0	0	0	0
01111011	Recruiting	52170	Pre-employment Physicals	462	0	0	0	0
01111011	Recruiting	52171	Pre-employment Drug Screen	194	0	0	0	0
01111011	Recruiting	52300	Training/Travel/Meetings	0	114	0	0	0
01111011	Recruiting	52303	Meals/Food/Refreshments	203	0	0	0	0
01111011	Recruiting	52800	Advertising/Publications	48,255	40,122	51,750	51,750	51,750
01111011	Recruiting	52810	Copying/Printings Services	1,246	0	0	0	0
			Contractual Services Total	99,903	99,679	125,600	152,889	155,289
Org Total				99,903	99,679	125,600	152,889	155,289
Human Resources Total				1,082,761	1,104,687	1,219,135	1,305,162	1,276,196

ORG	ORG DESCRIPTION	OBJ	DESCRIPTION	2017	2018	2019	2019	2020
				ACTUAL	ACTUAL	ORIGINAL BUDGET	REVISED BUDGET	BUDGET
01150000	IT Administration	51100	Regular Salary/Wages	95,657	107,569	113,237	113,237	119,831
01150000	IT Administration	51120	Allowances	4,254	7,685	7,656	7,656	7,656
01150000	IT Administration	51505	FICA/OADSI	5,895	6,768	7,495	7,495	7,904
01150000	IT Administration	51510	FICA/MD	1,379	1,583	1,753	1,753	1,849
01150000	IT Administration	51515	Employers KPERS	8,766	10,749	11,956	11,956	12,251
01150000	IT Administration	51530	Pension Plan	7,295	6,647	7,254	7,254	7,649
01150000	IT Administration	51540	Workers Compensation	239	273	290	290	363
01150000	IT Administration	51545	Unemployment	208	173	297	297	330
01150000	IT Administration	51550	Health Insurance	13,224	11,274	10,750	10,750	10,000
01150000	IT Administration	51555	Short Term Disability	23	24	32	32	32
01150000	IT Administration	51565	Life Insurance	239	273	305	305	321
01150000	IT Administration	51570	Employee Assistance Program	26	26	30	30	30
			Personal Services Total	137,205	153,044	161,055	161,055	168,216
01150000	IT Administration	52156	Offsite Storage	191	0	150	150	0
01150000	IT Administration	52160	Payments To Other Agencies	9,127	9,127	14,790	14,790	10,000
01150000	IT Administration	52302	Training/Travel/Mtgs - Per Diem	654	358	1,000	1,000	1,000
01150000	IT Administration	52303	Meals/Food/Refreshments	565	1,015	400	400	400
01150000	IT Administration	52304	Training/Mtgs - Registration	3,370	3,305	7,000	7,000	7,000
01150000	IT Administration	52306	Training/Travel - Airline	910	1,620	3,000	3,000	3,000
01150000	IT Administration	52308	Training/Travel - Mileage	0	185	100	100	100
01150000	IT Administration	52310	Training/Travel - Parking	122	113	100	100	100
01150000	IT Administration	52312	Training/Travel - Taxi	232	189	130	130	130
01150000	IT Administration	52314	Training/Travel - Tolls	1	0	0	0	0
01150000	IT Administration	52316	Training/Travel - Lodging	3,222	2,156	4,000	4,000	4,000
01150000	IT Administration	52320	Training/Mtgs - Hosted by City	0	368	0	0	0
01150000	IT Administration	52322	Training - Materials	7,765	4,788	15,000	15,000	15,000
01150000	IT Administration	52324	Mileage - other	31	0	0	0	0
01150000	IT Administration	52530	Telephone	22,908	23,700	0	0	0
01150000	IT Administration	52800	Advertising/Publications	0	0	1,400	1,400	1,400
01150000	IT Administration	52810	Copying/Printings Services	180	0	1,400	1,400	1,400
01150000	IT Administration	52820	Dues/Memberships	108	999	5,000	5,000	5,000
01150000	IT Administration	52850	Postage/Shipping	0	0	1,500	1,500	1,500
			Contractual Services Total	49,386	47,923	54,970	54,970	50,030
01150000	IT Administration	54336	Supplies - Office	57	10	300	300	300
01150000	IT Administration	54340	Supplies - Operational	0	60	0	0	0
01150000	IT Administration	54342	Supplies - Other/misc	309	403	1,000	1,000	1,000
			Commodities Total	366	473	1,300	1,300	1,300
			Org Total	186,957	201,440	217,325	217,325	219,546
01150012	IT Support Services	51100	Regular Salary/Wages	242,856	241,519	251,466	251,466	243,736
01150012	IT Support Services	51110	Overtime/Shift Hazard	8,630	9,985	0	0	10,000
01150012	IT Support Services	51120	Allowances	6,499	9,794	9,074	9,074	9,802
01150012	IT Support Services	51123	Vacation Final Payout	0	10,547	0	0	0
01150012	IT Support Services	51505	FICA/OADSI	14,802	15,605	16,154	16,154	16,340
01150012	IT Support Services	51510	FICA/MD	3,462	3,649	3,778	3,778	3,822
01150012	IT Support Services	51515	Employers KPERS	21,919	25,106	25,767	25,767	25,326
01150012	IT Support Services	51530	Pension Plan	18,532	15,577	15,633	15,633	15,813
01150012	IT Support Services	51540	Workers Compensation	623	643	625	625	748
01150012	IT Support Services	51545	Unemployment	526	399	660	660	673
01150012	IT Support Services	51550	Health Insurance	65,775	50,739	43,000	43,000	40,000
01150012	IT Support Services	51555	Short Term Disability	93	98	128	128	128
01150012	IT Support Services	51565	Life Insurance	623	643	656	656	664
01150012	IT Support Services	51570	Employee Assistance Program	101	108	120	120	120
01150012	IT Support Services	51575	Other Benefits	0	25	0	0	0
			Personal Services Total	384,441	384,437	367,061	367,061	367,172
01150012	IT Support Services	52158	Other Financial Services	4,594	5,995	4,000	4,000	6,000
01150012	IT Support Services	52178	Temporary Agencies	0	0	80,000	80,000	0
01150012	IT Support Services	52194	PC/Printer Support	30,420	4,948	5,000	5,000	5,000
01150012	IT Support Services	52196	Server Support	350	20,277	6,000	6,000	6,000
01150012	IT Support Services	52302	Training/Travel/Mtgs - Per Diem	0	219	1,000	1,000	1,000
01150012	IT Support Services	52303	Meals/Food/Refreshments	71	60	0	0	0
01150012	IT Support Services	52304	Training/Mtgs - Registration	2,720	10,945	5,000	5,000	5,000
01150012	IT Support Services	52306	Training/Travel - Airline	0	920	1,000	1,000	1,000
01150012	IT Support Services	52308	Training/Travel - Mileage	130	0	50	50	50
01150012	IT Support Services	52310	Training/Travel - Parking	0	72	60	60	60
01150012	IT Support Services	52312	Training/Travel - Taxi	0	92	100	100	100
01150012	IT Support Services	52316	Training/Travel - Lodging	0	0	2,000	2,000	2,000
01150012	IT Support Services	52322	Training - Materials	7,850	12,184	4,000	4,000	8,000
01150012	IT Support Services	52400	Maintenance Agreement	0	20,485	0	0	6,485
01150012	IT Support Services	52444	Maint Agrmnt - PC Software	220,353	224,678	270,000	270,000	270,000
01150012	IT Support Services	52446	Maint Agrmnt - Server Software	92,848	97,824	120,000	120,000	120,000
01150012	IT Support Services	52448	Uniforms - Clothing	0	3,271	0	0	0
01150012	IT Support Services	52454	Maint Agrmnt - Other Software	13,846	0	25,000	25,000	25,000
01150012	IT Support Services	52505	Cable	2,171	6,031	10,000	10,000	10,000
01150012	IT Support Services	52530	Telephone	10,941	14,710	7,000	7,000	7,000
01150012	IT Support Services	52551	Mobile Device Data Plan	274,442	289,034	259,630	259,630	280,000
01150012	IT Support Services	52552	Domain Fee	2,245	739	3,000	3,000	3,000
01150012	IT Support Services	52557	Internet Service Provider	78,312	72,878	60,000	60,000	79,200

ORG	ORG DESCRIPTION	OBJ	DESCRIPTION	2017	2018	2019	2019	2020
				ACTUAL	ACTUAL	ORIGINAL BUDGET	REVISED BUDGET	BUDGET
01150012	IT Support Services	52710	Repair/Maint - Comp Equip.	0	0	2,000	2,000	2,000
01150012	IT Support Services	52714	Repair/Maint - Video Trans Equip.	0	0	1,000	1,000	1,000
01150012	IT Support Services	52718	Repair/Maint - PC & Printers	73,784	93,754	50,000	50,000	75,000
01150012	IT Support Services	52719	Repair/Maint - Portable Devices	0	1,681	100	100	100
01150012	IT Support Services	52810	Copying/Printings Services	386	0	5,000	5,000	0
01150012	IT Support Services	52820	Dues/Memberships	99	99	200	200	200
01150012	IT Support Services	52850	Postage/Shipping	10	0	1,100	1,100	1,100
			Contractual Services Total	815,572	880,896	922,240	922,240	914,295
01150012	IT Support Services	54102	Equipment - Audio & Video	64,658	459	22,000	22,000	22,000
01150012	IT Support Services	54150	Equipment - Computer	131,751	96,930	48,000	48,000	50,000
01150012	IT Support Services	54152	Equipment - LAN	1,202	0	15,000	15,000	2,000
01150012	IT Support Services	54154	Equipment - Portable Device	13,993	19,114	500	500	15,000
01150012	IT Support Services	54156	Equipment - Printer	8,896	45	500	500	500
01150012	IT Support Services	54206	Software - Portable	41	224	1,000	1,000	1,000
01150012	IT Support Services	54208	Software - Server	0	0	10,000	10,000	10,000
01150012	IT Support Services	54212	Software - Personal Computer	33,559	40,038	25,000	25,000	40,000
01150012	IT Support Services	54310	Supplies - Computer	0	0	300	300	300
01150012	IT Support Services	54311	Supplies - Mobile Device	27	5,261	14,000	14,000	14,000
01150012	IT Support Services	54336	Supplies - Office	36	26	500	500	500
01150012	IT Support Services	54425	Furniture	1,068	0	0	0	0
			Commodities Total	255,231	162,097	136,800	136,800	155,300
01150012	IT Support Services	55105	Equipment - Audio & Video	1,339	0	0	0	0
01150012	IT Support Services	55210	Software - Personal Computer	14,880	14,880	33,000	33,000	16,000
			Capital Total	16,219	14,880	33,000	33,000	16,000
			Org Total	1,471,463	1,442,310	1,459,101	1,459,101	1,452,767
01150013	IT Data Analytics	51100	Regular Salary/Wages	291,072	287,747	338,208	338,208	361,390
01150013	IT Data Analytics	51120	Allowances	4,879	4,794	4,316	4,316	5,668
01150013	IT Data Analytics	51123	Vacation Final Payout	0	3,002	0	0	0
01150013	IT Data Analytics	51505	FICA/OADSI	18,020	17,766	21,236	21,236	22,759
01150013	IT Data Analytics	51510	FICA/MD	4,214	4,155	4,966	4,966	5,322
01150013	IT Data Analytics	51515	Employers KPERS	25,770	27,337	33,875	33,875	35,275
01150013	IT Data Analytics	51530	Pension Plan	23,788	17,113	20,552	20,552	22,023
01150013	IT Data Analytics	51540	Workers Compensation	713	702	822	822	1,025
01150013	IT Data Analytics	51545	Unemployment	640	456	888	888	996
01150013	IT Data Analytics	51550	Health Insurance	38,061	29,487	53,750	53,750	50,000
01150013	IT Data Analytics	51555	Short Term Disability	102	97	160	160	160
01150013	IT Data Analytics	51565	Life Insurance	713	702	864	864	926
01150013	IT Data Analytics	51570	Employee Assistance Program	112	106	150	150	150
01150013	IT Data Analytics	51575	Other Benefits	25	0	0	0	0
			Personal Services Total	408,109	393,464	479,787	479,787	505,694
01150013	IT Data Analytics	52158	Other Financial Services	6	0	0	0	0
01150013	IT Data Analytics	52178	Temporary Agencies	1,890	0	0	0	0
01150013	IT Data Analytics	52196	Server Support	0	0	2,000	2,000	2,000
01150013	IT Data Analytics	52302	Training/Travel/Mtgs - Per Diem	1,486	1,031	10,000	10,000	10,000
01150013	IT Data Analytics	52303	Meals/Food/Refreshments	110	0	1,000	1,000	1,000
01150013	IT Data Analytics	52304	Training/Mtgs - Registration	8,545	9,572	10,000	10,000	10,000
01150013	IT Data Analytics	52306	Training/Travel - Airline	2,208	1,055	3,500	3,500	3,500
01150013	IT Data Analytics	52308	Training/Travel - Mileage	32	65	300	300	300
01150013	IT Data Analytics	52310	Training/Travel - Parking	218	153	300	300	300
01150013	IT Data Analytics	52312	Training/Travel - Taxi	140	56	200	200	200
01150013	IT Data Analytics	52316	Training/Travel - Lodging	5,580	2,307	11,000	11,000	11,000
01150013	IT Data Analytics	52320	Training/Mtgs - Hosted by City	0	0	200	200	200
01150013	IT Data Analytics	52322	Training - Materials	0	1,921	0	0	0
01150013	IT Data Analytics	52400	Maintenance Agreement	0	9,000	9,000	9,000	9,000
01150013	IT Data Analytics	52444	Maint Agrmnt - PC Software	54,000	51,000	50,000	50,000	50,000
01150013	IT Data Analytics	52446	Maint Agrmnt - Server Software	142,467	129,843	130,000	130,000	130,000
01150013	IT Data Analytics	52454	Maint Agrmnt - Other Software	11,116	35,169	17,000	17,000	36,000
01150013	IT Data Analytics	52820	Dues/Memberships	426	506	0	0	0
			Contractual Services Total	228,224	241,678	244,500	244,500	263,500
01150013	IT Data Analytics	54208	Software - Server	4,827	3,600	12,000	12,000	5,000
01150013	IT Data Analytics	54336	Supplies - Office	70	5	0	0	0
			Commodities Total	4,897	3,605	12,000	12,000	5,000
01150013	IT Data Analytics	55230	Software - Other	26,597	0	0	0	0
				26,597	0	0	0	0
			Org Total	667,827	638,747	736,287	736,287	774,194
01150014	IT Infrastructure	51100	Regular Salary/Wages	160,459	229,494	253,168	253,168	268,220
01150014	IT Infrastructure	51120	Allowances	3,937	12,027	8,276	8,276	15,418
01150014	IT Infrastructure	51505	FICA/OADSI	9,948	14,299	16,210	16,210	17,586
01150014	IT Infrastructure	51510	FICA/MD	2,326	3,344	3,791	3,791	4,112
01150014	IT Infrastructure	51515	Employers KPERS	13,597	22,468	25,857	25,857	27,258
01150014	IT Infrastructure	51530	Pension Plan	13,147	13,450	15,687	15,687	17,019
01150014	IT Infrastructure	51540	Workers Compensation	396	565	627	627	809

ORG	ORG DESCRIPTION	OBJ	DESCRIPTION	2017	2018	2019	2019	2020
				ACTUAL	ACTUAL	ORIGINAL BUDGET	REVISED BUDGET	BUDGET
01150014	IT Infrastructure	51545	Unemployment	352	363	665	665	739
01150014	IT Infrastructure	51550	Health Insurance	23,423	26,101	32,250	32,250	30,000
01150014	IT Infrastructure	51555	Short Term Disability	56	66	96	96	96
01150014	IT Infrastructure	51565	Life Insurance	396	565	659	659	714
01150014	IT Infrastructure	51570	Employee Assistance Program	61	72	90	90	90
			Personal Services Total	228,098	322,814	357,376	357,376	382,061
01150014	IT Infrastructure	52178	Temporary Agencies	0	350	50,000	50,000	10,000
01150014	IT Infrastructure	52190	LAN Support	297,450	46,025	10,000	10,000	20,000
01150014	IT Infrastructure	52196	Server Support	11,973	32,315	50,000	50,000	35,000
01150014	IT Infrastructure	52198	Video Transmission Support	990	0	0	0	0
01150014	IT Infrastructure	52199	WAN Support	437	0	0	0	0
01150014	IT Infrastructure	52302	Training/Travel/Mtgs - Per Diem	1,794	1,398	3,000	3,000	3,000
01150014	IT Infrastructure	52303	Meals/Food/Refreshments	51	110	0	0	0
01150014	IT Infrastructure	52304	Training/Mtgs - Registration	6,457	8,466	6,000	6,000	6,000
01150014	IT Infrastructure	52306	Training/Travel - Airline	2,271	3,327	2,500	2,500	2,500
01150014	IT Infrastructure	52308	Training/Travel - Mileage	26	162	200	200	200
01150014	IT Infrastructure	52310	Training/Travel - Parking	112	280	300	300	300
01150014	IT Infrastructure	52312	Training/Travel - Taxi	70	184	550	550	550
01150014	IT Infrastructure	52316	Training/Travel - Lodging	8,869	7,399	10,000	10,000	10,000
01150014	IT Infrastructure	52322	Training - Materials	1,566	1,850	10,000	10,000	10,000
01150014	IT Infrastructure	52440	Maint Agrmnt - LAN Software	101,310	163,116	120,000	120,000	125,000
01150014	IT Infrastructure	52446	Maint Agrmnt - Server Software	66,383	162,059	100,000	100,000	127,000
01150014	IT Infrastructure	52448	Maint Agrmnt - Servers	64,636	28,293	70,000	70,000	35,000
01150014	IT Infrastructure	52454	Maint Agrmnt - Other Software	0	4,599	1,000	1,000	5,000
01150014	IT Infrastructure	52552	Domain Fee	1,119	1,245	1,000	1,000	1,000
01150014	IT Infrastructure	52557	Internet Service Provider	0	5	0	0	0
01150014	IT Infrastructure	52559	Data Wiring	58,237	8,303	17,000	17,000	12,000
01150014	IT Infrastructure	52561	Telephone Wiring	0	0	2,000	2,000	0
01150014	IT Infrastructure	52562	Cloud Storage	165	45	200	200	200
01150014	IT Infrastructure	52563	Computer/Data Processing	719	0	0	0	0
01150014	IT Infrastructure	52564	LAN Service	543	0	1,000	1,000	1,000
01150014	IT Infrastructure	52718	Repair/Maint - PC & Printers	0	2,588	0	0	0
01150014	IT Infrastructure	52720	Repair/Maint - Servers	7,497	0	1,000	1,000	1,000
01150014	IT Infrastructure	52820	Dues/Memberships	180	0	200	200	200
01150014	IT Infrastructure	52850	Postage/Shipping	0	49	0	0	0
			Contractual Services Total	632,855	472,168	455,950	455,950	404,950
01150014	IT Infrastructure	54150	Equipment - Computer	4,516	18,397	7,000	7,000	7,000
01150014	IT Infrastructure	54152	Equipment - LAN	120,138	56,750	55,000	55,000	55,000
01150014	IT Infrastructure	54154	Equipment - Portable Device	5,464	0	10,000	10,000	0
01150014	IT Infrastructure	54158	Equipment - Server	49,249	31,226	5,000	5,000	20,000
01150014	IT Infrastructure	54162	Equipment - WAN	2,470	0	0	0	0
01150014	IT Infrastructure	54208	Software - Server	82,093	15,675	30,000	30,000	20,000
01150014	IT Infrastructure	54212	Software - Personal Computer	0	0	16,000	16,000	0
01150014	IT Infrastructure	54310	Supplies - Computer	24	0	100	100	100
01150014	IT Infrastructure	54340	Supplies - Operational	0	0	200	200	200
			Commodities Total	263,954	122,048	123,300	123,300	102,300
01150014	IT Infrastructure	55140	Equipment - LAN	428,003	0	0	0	0
01150014	IT Infrastructure	55155	Equipment - Server	77,407	195,496	148,400	148,400	151,270
01150014	IT Infrastructure	55220	Software - Server	39,390	0	50,000	50,000	50,000
			Capital Total	544,800	195,496	198,400	198,400	201,270
			Org Total	1,669,707	1,112,526	1,135,026	1,135,026	1,090,581
			Information Technology Total	3,995,954	3,395,023	3,547,739	3,547,739	3,537,088
01180000	Legal	51100	Regular Salary/Wages	547,313	591,407	644,226	644,226	680,295
01180000	Legal	51110	Overtime/Shift/Hazard	105	379	0	0	0
01180000	Legal	51120	Allowances	11,933	11,189	11,146	11,146	13,846
01180000	Legal	51123	Vacation Final Payout	0	652	0	0	0
01180000	Legal	51505	FICA/OADSI	30,891	31,530	40,633	40,633	43,036
01180000	Legal	51510	FICA/MD	7,872	8,342	9,503	9,503	10,064
01180000	Legal	51515	Employers KPERS	48,946	56,685	64,817	64,817	66,707
01180000	Legal	51530	Pension Plan	40,243	34,842	39,322	39,322	41,648
01180000	Legal	51540	Workers Compensation	1,291	1,378	1,530	1,530	1,922
01180000	Legal	51545	Unemployment	1,189	905	1,691	1,691	1,876
01180000	Legal	51550	Health Insurance	77,621	73,403	69,875	69,875	65,000
01180000	Legal	51555	Short Term Disability	137	142	208	208	208
01180000	Legal	51565	Life Insurance	1,292	1,432	1,651	1,651	1,748
01180000	Legal	51570	Employee Assistance Program	157	156	195	195	195
01180000	Legal	51575	Other Benefits	25	178	0	0	0
			Personal Services Total	769,015	812,620	884,797	884,797	926,545
01180000	Legal	52106	Appraisal Services	3,960	5,300	3,250	3,250	5,750
01180000	Legal	52111	Bond Counsel	0	0	3,265	3,265	3,265
01180000	Legal	52138	Insurance Services	0	0	7,000	7,000	2,000
01180000	Legal	52150	Legal Services	4,918	231	12,500	12,500	12,500
01180000	Legal	52156	Offsite Storage	867	648	1,850	1,850	1,850
01180000	Legal	52159	Other Professional Services	13,000	2,575	3,250	3,250	3,250

ORG	ORG DESCRIPTION	OBJ	DESCRIPTION	2017	2018	2019	2019	2020
				ACTUAL	ACTUAL	ORIGINAL BUDGET	REVISED BUDGET	BUDGET
01180000	Legal	52300	Training/Travel/Meetings	7	0	871	871	871
01180000	Legal	52302	Training/Travel/Mtgs - Per Diem	486	1,302	2,500	2,500	2,500
01180000	Legal	52303	Meals/Food/Refreshments	591	351	611	611	611
01180000	Legal	52304	Training/Mtgs - Registration	3,468	4,317	8,450	8,450	8,450
01180000	Legal	52306	Training/Travel - Airline	1,514	619	3,200	3,200	3,200
01180000	Legal	52308	Training/Travel - Mileage	0	64	1,728	1,728	1,728
01180000	Legal	52310	Training/Travel - Parking	105	180	250	250	250
01180000	Legal	52312	Training/Travel - Taxi	286	216	350	350	350
01180000	Legal	52314	Training/Travel - Tolls	21	19	200	200	200
01180000	Legal	52316	Training/Travel - Lodging	1,018	4,430	6,550	6,550	6,550
01180000	Legal	52318	Training/Travel - Rental Car	0	0	265	265	265
01180000	Legal	52320	Training/Mtgs - Hosted by City	679	600	1,000	1,000	1,000
01180000	Legal	52322	Training - Materials	0	0	150	150	150
01180000	Legal	52324	Mileage - Other	28	18	100	100	100
01180000	Legal	52530	Telephone	0	0	100	100	100
01180000	Legal	52718	Repair/Maint - PC & Printers	0	0	324	324	324
01180000	Legal	52800	Advertising/Publications	251	0	440	440	440
01180000	Legal	52810	Copying/Printings Services	198	0	1,006	1,006	1,006
01180000	Legal	52815	Court/Recording Fees	2,363	1,232	3,000	3,000	3,000
01180000	Legal	52820	Dues/Memberships	4,790	7,345	6,100	6,100	6,100
01180000	Legal	52830	Insurance - Property & Liability	360,469	366,790	498,586	498,586	498,586
01180000	Legal	52840	Licenses/Certifications	0	0	4,000	4,000	4,000
01180000	Legal	52850	Postage/Shipping	38	46	516	516	516
01180000	Legal	52857	Litigation	1,024	0	3,300	3,300	3,300
01180000	Legal	52870	Subscriptions	17,726	18,129	38,967	38,967	18,967
			Contractual Services Total	417,807	414,412	613,679	613,679	591,179
01180000	Legal	54100	Equipment (commodities)	680	0	2,401	4,401	2,401
01180000	Legal	54110	Equipment - Other Minor	0	0	0	0	2,500
01180000	Legal	54150	Equipment - Computer	0	0	1,316	1,316	1,316
01180000	Legal	54336	Supplies - Office	1,087	3,940	4,754	4,754	4,754
01180000	Legal	54342	Supplies - Other/misc	410	0	250	250	250
01180000	Legal	54405	Books/Videos	20	539	1,416	1,416	1,416
			Commodities Total	2,197	4,479	10,137	12,137	12,637
			Org Total	1,189,019	1,231,511	1,508,613	1,510,613	1,530,361
01181000	Prosecution	51100	Regular Salary/Wages	157,544	162,727	172,902	170,902	187,424
01181000	Prosecution	51120	Allowances	1,820	1,827	1,820	1,820	1,820
01181000	Prosecution	51505	FICA/OADSI	9,454	9,506	10,833	10,833	11,734
01181000	Prosecution	51510	FICA/MD	2,211	2,223	2,534	2,534	2,743
01181000	Prosecution	51515	Employers KPERS	13,702	15,148	17,280	17,280	18,187
01181000	Prosecution	51530	Pension Plan	10,984	9,488	7,680	7,680	8,441
01181000	Prosecution	51540	Workers Compensation	371	380	410	410	527
01181000	Prosecution	51545	Unemployment	335	245	453	453	516
01181000	Prosecution	51550	Health Insurance	33,159	37,010	21,500	21,500	20,000
01181000	Prosecution	51555	Short Term Disability	55	48	64	64	64
01181000	Prosecution	51565	Life Insurance	275	292	323	323	354
01181000	Prosecution	51570	Employee Assistance Program	78	78	90	90	90
01181000	Prosecution	51575	Other Benefits	0	51	0	0	0
			Personal Services Total	229,988	239,023	235,889	233,889	251,900
01181000	Prosecution	52150	Legal Services	0	0	2,000	2,000	2,000
01181000	Prosecution	52300	Training/Travel/Meetings	0	5	600	600	600
01181000	Prosecution	52302	Training/Travel/Mtgs - Per Diem	292	0	825	825	825
01181000	Prosecution	52303	Meals/Food/Refreshments	20	0	200	200	200
01181000	Prosecution	52304	Training/Mtgs - Registration	719	545	1,800	1,800	1,800
01181000	Prosecution	52306	Training/Travel - Airline	305	0	1,500	1,500	1,500
01181000	Prosecution	52308	Training/Travel - Mileage	0	0	1,760	1,760	1,760
01181000	Prosecution	52310	Training/Travel - Parking	0	0	200	200	200
01181000	Prosecution	52312	Training/Travel - Taxi	20	0	100	100	100
01181000	Prosecution	52314	Training/Travel - Tolls	0	0	100	100	100
01181000	Prosecution	52316	Training/Travel - Lodging	1,390	0	1,650	1,650	1,650
01181000	Prosecution	52318	Training/Travel - Rental Car	0	0	220	220	220
01181000	Prosecution	52800	Advertising/Publications	11	65	350	350	350
01181000	Prosecution	52810	Copying/Printings Services	0	0	286	286	286
01181000	Prosecution	52815	Court/Recording Fees	0	0	208	208	208
01181000	Prosecution	52820	Dues/Memberships	1,855	1,360	2,240	2,240	494
01181000	Prosecution	52840	Licenses/Certifications	0	0	494	494	2,240
01181000	Prosecution	52850	Postage/Shipping	0	0	108	108	108
01181000	Prosecution	52870	Subscriptions	0	0	650	650	650
			Contractual Services Total	4,612	1,975	15,291	15,291	15,291
01181000	Prosecution	54100	Equipment (commodities)	0	0	271	271	271
01181000	Prosecution	54150	Equipment - Computer	0	0	400	400	400
01181000	Prosecution	54336	Supplies - Office	300	10	448	448	448
01181000	Prosecution	54405	Books/Videos	0	0	180	180	180
			Commodities Total	300	10	1,299	1,299	1,299
			Org Total	234,900	241,008	252,479	250,479	268,490
			Legal Total	1,423,919	1,472,519	1,761,092	1,761,092	1,798,851

ORG	ORG DESCRIPTION	OBJ	DESCRIPTION	2017	2018	2019	2019	2020
				ACTUAL	ACTUAL	ORIGINAL BUDGET	REVISED BUDGET	BUDGET
01200000	CD Administration	51100	Regular Salary/Wages	639,277	740,921	792,157	886,082	853,368
01200000	CD Administration	51110	Overtime/Shift/Hazard	13,944	13,087	13,562	13,562	13,500
01200000	CD Administration	51120	Allowances	11,838	11,883	11,216	11,216	11,216
01200000	CD Administration	51123	Vacation Final Payout	0	2,672	0	0	0
01200000	CD Administration	51505	FICA/OADSI	37,506	42,360	50,649	56,472	54,443
01200000	CD Administration	51510	FICA/MD	9,115	10,541	11,846	13,208	12,734
01200000	CD Administration	51515	Employers KPERS	56,638	69,745	78,898	88,187	82,467
01200000	CD Administration	51520	Employers KPERS W@R	2,665	1,753	2,910	2,910	4,393
01200000	CD Administration	51530	Pension Plan	45,698	41,179	47,866	53,502	51,488
01200000	CD Administration	51540	Workers Compensation	1,596	1,830	1,961	2,183	2,495
01200000	CD Administration	51545	Unemployment	1,376	1,151	2,081	2,258	2,352
01200000	CD Administration	51550	Health Insurance	126,397	115,730	121,475	142,975	128,000
01200000	CD Administration	51555	Short Term Disability	259	292	362	418	410
01200000	CD Administration	51565	Life Insurance	1,551	1,780	2,008	2,240	2,161
01200000	CD Administration	51570	Employee Assistance Program	275	313	369	425	414
01200000	CD Administration	51575	Other Benefits	203	79	0	0	0
			Personal Services Total	948,338	1,055,316	1,137,360	1,275,638	1,219,441
01200000	CD Administration	52100	Services	182,508	3,500	275,250	75,250	0
01200000	CD Administration	52156	Offsite Storage	7,772	6,285	5,750	5,750	5,750
01200000	CD Administration	52159	Other Professional Services	0	157,805	0	200,000	175,000
01200000	CD Administration	52178	Temporary Agencies	4,254	8,549	0	0	5,000
01200000	CD Administration	52300	Training/Travel/Meetings	0	0	14,000	15,000	0
01200000	CD Administration	52302	Training/Travel/Mtgs - Per Diem	945	1,743	0	0	1,500
01200000	CD Administration	52303	Meals/Food/Refreshments	721	890	0	0	1,200
01200000	CD Administration	52304	Training/Mtgs - Registration	4,089	7,590	0	0	5,000
01200000	CD Administration	52306	Training/Travel - Airline	1,112	2,738	0	0	4,500
01200000	CD Administration	52310	Training/Travel - Parking	39	225	0	0	250
01200000	CD Administration	52312	Training/Travel - Taxi	298	867	0	0	250
01200000	CD Administration	52314	Training/Travel - Tolls	77	9	0	0	50
01200000	CD Administration	52316	Training/Travel - Lodging	2,834	10,116	0	0	7,500
01200000	CD Administration	52530	Telephone	0	0	0	360	360
01200000	CD Administration	52800	Advertising/Publications	331	456	0	0	0
01200000	CD Administration	52810	Copying/Printings Services	577	794	2,250	2,250	2,250
01200000	CD Administration	52815	Court/Recording Fees	35	40	0	0	0
01200000	CD Administration	52820	Dues/Memberships	1,220	1,934	2,250	2,400	2,400
01200000	CD Administration	52825	Association Dues	595	129	0	0	0
01200000	CD Administration	52840	Licenses/Certifications	235	101	250	250	250
01200000	CD Administration	52850	Postage/Shipping	0	542	0	0	0
01200000	CD Administration	52870	Subscriptions	119	538	500	500	500
			Contractual Services Total	207,761	204,851	300,250	301,760	211,760
01200000	CD Administration	54212	Software - Personal Computer	159	0	50,550	50,550	25,550
01200000	CD Administration	54300	Supplies	519	230	5,775	5,775	0
01200000	CD Administration	54330	Supplies - Medical (disposable)	180	0	0	0	0
01200000	CD Administration	54336	Supplies - Office	3,858	5,120	0	0	5,000
01200000	CD Administration	54342	Supplies - Other/misc	266	0	0	0	775
01200000	CD Administration	54405	Books/Videos	0	30	0	0	0
01200000	CD Administration	54425	Furniture	0	2,098	0	10,000	0
01200000	CD Administration	54432	Recognition	306	227	500	500	500
01200000	CD Administration	54442	Uniforms	-40	264	0	0	0
			Commodities Total	5,248	7,969	56,825	66,825	31,825
01200000	CD Administration	55315	Furniture & Fixtures	0	3,763	0	0	0
			Capital Total	0	3,763	0	0	0
			Org Total	1,161,347	1,271,899	1,494,435	1,644,223	1,463,026
01201000	Community Standards	51100	Regular Salary/Wages	170,025	187,719	217,152	217,152	222,935
01201000	Community Standards	51110	Overtime/Shift/Hazard	115	19	0	0	0
01201000	Community Standards	51120	Allowances	1,659	1,334	1,365	1,365	1,365
01201000	Community Standards	51123	Vacation Final Payout	0	252	0	0	0
01201000	Community Standards	51505	FICA/OADSI	10,101	11,099	13,547	13,547	13,906
01201000	Community Standards	51510	FICA/MD	2,362	2,596	3,168	3,168	3,252
01201000	Community Standards	51515	Employers KPERS	13,543	16,215	18,134	18,134	18,575
01201000	Community Standards	51530	Pension Plan	11,514	10,012	11,001	11,001	11,597
01201000	Community Standards	51540	Workers Compensation	3,155	7,080	8,244	8,244	10,041
01201000	Community Standards	51545	Unemployment	356	283	570	570	614
01201000	Community Standards	51550	Health Insurance	54,372	47,708	32,250	32,250	30,000
01201000	Community Standards	51555	Short Term Disability	71	71	96	96	96
01201000	Community Standards	51565	Life Insurance	371	411	462	462	488
01201000	Community Standards	51570	Employee Assistance Program	78	78	120	120	120
01201000	Community Standards	51575	Other Benefits	26	152	0	0	0
			Personal Services Total	267,748	285,029	306,109	306,109	312,989
01201000	Community Standards	52100	Services	6,126	0	0	0	0
01201000	Community Standards	52154	Mowing (Weeds)	9,033	6,855	12,000	12,000	12,000
01201000	Community Standards	52155	Mowing (Nuisance)	3,434	2,373	12,000	12,000	12,000
01201000	Community Standards	52300	Training/Travel/Meetings	30	11	2,050	2,050	0
01201000	Community Standards	52302	Training/Travel/Mtgs - Per Diem	0	0	0	0	200
01201000	Community Standards	52303	Meals/Food/Refreshments	0	0	0	0	100

ORG	ORG DESCRIPTION	OBJ	DESCRIPTION	2017	2018	2019	2019	2020
				ACTUAL	ACTUAL	ORIGINAL BUDGET	REVISED BUDGET	BUDGET
01201000	Community Standards	52304	Training/Mtgs - Registration	0	0	0	0	600
01201000	Community Standards	52306	Training/Travel - Airline	0	0	0	0	600
01201000	Community Standards	52312	Training/Travel - Taxi	0	0	0	0	50
01201000	Community Standards	52314	Training/Travel - Tolls	0	0	0	0	0
01201000	Community Standards	52316	Training/Travel - Lodging	0	0	0	0	500
01201000	Community Standards	52800	Advertising/Publications	0	0	1,500	1,500	1,500
01201000	Community Standards	52810	Copying/Printings Services	0	425	250	250	250
01201000	Community Standards	52815	Court/Recording Fees	64	0	0	0	0
			Contractual Services Total	18,687	9,664	27,800	27,800	27,800
01201000	Community Standards	54110	Equipment - Other Minor	110	0	150	150	150
01201000	Community Standards	54300	Supplies	40	150	250	250	250
01201000	Community Standards	54336	Supplies - Office	28	0	0	0	0
01201000	Community Standards	54442	Uniforms	286	225	750	750	750
			Commodities Total	464	375	1,150	1,150	1,150
			Org Total	286,899	295,068	335,059	335,059	341,939
01202000	Building Inspection	51100	Regular Salary/Wages	398,427	449,360	514,442	514,442	536,972
01202000	Building Inspection	51110	Overtime/Shift/Hazard	11,270	14,463	0	0	0
01202000	Building Inspection	51120	Allowances	1,292	2,772	1,820	1,820	3,640
01202000	Building Inspection	51505	FICA/OADS	24,609	27,032	32,010	32,010	33,519
01202000	Building Inspection	51510	FICA/MD	5,755	6,322	7,485	7,485	7,840
01202000	Building Inspection	51515	Employers KPERS	34,708	43,190	46,895	46,895	47,878
01202000	Building Inspection	51530	Pension Plan	29,311	25,506	28,452	28,452	29,892
01202000	Building Inspection	51540	Workers Compensation	10,597	8,747	10,445	10,445	12,586
01202000	Building Inspection	51545	Unemployment	867	691	1,350	1,350	1,479
01202000	Building Inspection	51550	Health Insurance	88,518	92,340	75,250	75,250	70,000
01202000	Building Inspection	51555	Short Term Disability	155	163	224	224	224
01202000	Building Inspection	51565	Life Insurance	975	1,095	1,195	1,195	1,256
01202000	Building Inspection	51570	Employee Assistance Program	168	179	240	240	240
01202000	Building Inspection	51575	Other Benefits	0	76	0	0	0
			Personal Services Total	606,652	671,936	719,808	719,808	745,526
01202000	Building Inspection	52100	Services	0	0	1,000	1,000	1,000
01202000	Building Inspection	52300	Training/Travel/Meetings	175	0	8,000	8,000	0
01202000	Building Inspection	52302	Training/Travel/Mtgs - Per Diem	291	859	0	0	500
01202000	Building Inspection	52303	Meals/Food/Refreshments	155	89	0	0	250
01202000	Building Inspection	52304	Training/Mtgs - Registration	1,738	283	0	0	1,750
01202000	Building Inspection	52306	Training/Travel - Airline	0	235	0	0	1,500
01202000	Building Inspection	52310	Training/Travel - Parking	15	102	0	0	50
01202000	Building Inspection	52312	Training/Travel - Taxi	0	0	0	0	100
01202000	Building Inspection	52314	Training/Travel - Tolls	0	0	0	0	50
01202000	Building Inspection	52316	Training/Travel - Lodging	745	1,666	0	0	1,750
01202000	Building Inspection	52318	Training/Travel - Rental Car	219	0	0	0	0
01202000	Building Inspection	52322	Training - Materials	625	0	0	0	0
01202000	Building Inspection	52324	Mileage - Other	97	0	0	0	0
01202000	Building Inspection	52700	Repair/Maintenance	0	0	500	500	500
01202000	Building Inspection	52810	Copying/Printings Services	0	45	250	250	250
01202000	Building Inspection	52820	Dues/Memberships	470	440	1,000	1,000	1,000
01202000	Building Inspection	52840	Licenses/Certifications	1,219	1,716	1,500	1,500	1,500
01202000	Building Inspection	52855	Public Notices	32	99	0	0	0
			Contractual Services Total	5,781	5,534	12,250	12,250	10,200
01202000	Building Inspection	54300	Supplies	0	0	250	250	250
01202000	Building Inspection	54320	Supplies - Field	282	379	0	0	0
01202000	Building Inspection	54336	Supplies - Office	36	0	0	0	0
01202000	Building Inspection	54342	Supplies - Other/misc	1	0	0	0	0
01202000	Building Inspection	54405	Books/Videos	4,963	1,868	6,000	6,000	6,000
01202000	Building Inspection	54442	Uniforms	1,123	1,194	3,000	3,000	3,000
01202000	Building Inspection	54444	Uniforms - Boots	1,047	366	0	0	0
			Commodities Total	7,452	3,807	9,250	9,250	9,250
			Org Total	619,885	681,277	741,308	741,308	764,976
01203000	Land Use	51100	Regular Salary/Wages	356,495	381,346	397,006	397,006	413,081
01203000	Land Use	51110	Overtime/Shift/Hazard	44	11	0	0	0
01203000	Land Use	51505	FICA/OADS	21,199	22,467	24,615	24,615	25,610
01203000	Land Use	51510	FICA/MD	4,958	5,254	5,757	5,757	5,989
01203000	Land Use	51515	Employers KPERS	30,923	35,539	39,264	39,264	39,697
01203000	Land Use	51530	Pension Plan	25,249	20,307	23,821	23,821	24,785
01203000	Land Use	51540	Workers Compensation	855	910	953	953	1,176
01203000	Land Use	51545	Unemployment	748	573	1,042	1,042	1,138
01203000	Land Use	51550	Health Insurance	82,324	69,499	53,750	53,750	50,000
01203000	Land Use	51555	Short Term Disability	118	118	160	160	160
01203000	Land Use	51565	Life Insurance	847	902	1,001	1,001	1,041
01203000	Land Use	51570	Employee Assistance Program	130	130	150	150	150
			Personal Services Total	523,890	537,056	547,519	547,519	562,827
01203000	Land Use	52100	Services	12,750	549	1,000	1,000	0
01203000	Land Use	52159	Other Professional Services	564	0	0	0	0

ORG	ORG DESCRIPTION	OBJ	DESCRIPTION	2017	2018	2019	2019	2020
				ACTUAL	ACTUAL	ORIGINAL BUDGET	REVISED BUDGET	BUDGET
01203000	Land Use	52300	Training/Travel/Meetings	0	0	12,000	12,000	0
01203000	Land Use	52302	Training/Travel/Mtgs - Per Diem	1,009	871	0	0	1,500
01203000	Land Use	52303	Meals/Food/Refreshments	408	467	0	0	500
01203000	Land Use	52304	Training/Mtgs - Registration	2,788	4,466	0	0	4,500
01203000	Land Use	52306	Training/Travel - Airline	750	1,428	0	0	1,200
01203000	Land Use	52310	Training/Travel - Parking	66	43	0	0	50
01203000	Land Use	52312	Training/Travel - Taxi	199	132	0	0	200
01203000	Land Use	52314	Training/Travel - Tolls	0	0	0	0	50
01203000	Land Use	52316	Training/Travel - Lodging	3,913	2,867	0	0	4,000
01203000	Land Use	52322	Training - Materials	0	32	0	0	0
01203000	Land Use	52810	Copying/Printings Services	0	0	750	750	750
01203000	Land Use	52820	Dues/Memberships	2,689	2,020	5,000	5,000	5,000
01203000	Land Use	52825	Association Dues	510	0	0	0	0
01203000	Land Use	52855	Public Notices	1,426	1,054	1,500	1,500	1,500
01203000	Land Use	52870	Subscriptions	456	410	1,000	1,000	1,000
			Contractual Services Total	27,528	14,339	21,250	21,250	20,250
01203000	Land Use	54336	Supplies - Office	57	0	1,000	1,000	1,000
01203000	Land Use	54405	Books/Videos	0	20	0	0	0
01203000	Land Use	54432	Recognition	0	-40	0	0	0
01203000	Land Use	54442	Uniforms	35	0	250	250	250
			Commodities Total	92	-20	1,250	1,250	1,250
			Org Total	551,510	551,375	570,019	570,019	584,327
01204000	Engineering	51100	Regular Salary/Wages	879,351	914,154	1,033,334	1,033,334	1,072,356
01204000	Engineering	51110	Overtime/Shift/Hazard	22,189	17,954	0	0	0
01204000	Engineering	51120	Allowances	1,928	1,953	1,928	1,928	1,928
01204000	Engineering	51505	FICA/OADSI	53,432	55,678	64,188	64,188	66,604
01204000	Engineering	51510	FICA/MD	12,496	13,021	15,009	15,009	15,578
01204000	Engineering	51515	Employers KPERS	76,928	86,386	98,224	98,224	99,164
01204000	Engineering	51530	Pension Plan	65,143	53,639	59,590	59,590	61,913
01204000	Engineering	51540	Workers Compensation	18,118	17,614	20,848	20,848	25,367
01204000	Engineering	51545	Unemployment	1,879	1,420	2,711	2,711	2,954
01204000	Engineering	51550	Health Insurance	204,410	165,348	139,750	139,750	130,000
01204000	Engineering	51555	Short Term Disability	287	284	416	416	416
01204000	Engineering	51565	Life Insurance	2,107	2,207	2,503	2,503	2,601
01204000	Engineering	51570	Employee Assistance Program	315	310	420	420	420
01204000	Engineering	51575	Other Benefits	101	127	0	0	0
			Personal Services Total	1,338,684	1,330,095	1,438,921	1,438,921	1,479,301
01204000	Engineering	52100	Services	32,640	181,241	41,000	134,449	0
01204000	Engineering	52159	Other Professional Services	0	5	0	0	110,000
01204000	Engineering	52300	Training/Travel/Meetings	17	1,110	17,500	17,500	0
01204000	Engineering	52302	Training/Travel/Mtgs - Per Diem	2,237	2,172	0	0	2,000
01204000	Engineering	52303	Meals/Food/Refreshments	1,234	850	0	0	1,000
01204000	Engineering	52304	Training/Mtgs - Registration	7,550	7,959	0	0	9,000
01204000	Engineering	52306	Training/Travel - Airline	555	688	0	0	1,000
01204000	Engineering	52310	Training/Travel - Parking	150	317	0	0	200
01204000	Engineering	52312	Training/Travel - Taxi	129	118	0	0	200
01204000	Engineering	52314	Training/Travel - Tolls	42	86	0	0	100
01204000	Engineering	52316	Training/Travel - Lodging	8,103	4,922	0	0	6,000
01204000	Engineering	52320	Training/Mtgs - Hosted by City	246	0	0	0	0
01204000	Engineering	52322	Training - Materials	30	88	0	0	0
01204000	Engineering	52324	Mileage - Other	58	25	0	0	0
01204000	Engineering	52624	Rents - Equipment	0	0	100	100	100
01204000	Engineering	52800	Advertising/Publications	0	0	100	100	100
01204000	Engineering	52810	Copying/Printings Services	641	0	1,500	1,500	1,500
01204000	Engineering	52820	Dues/Memberships	3,534	3,686	3,500	3,500	3,500
01204000	Engineering	52840	Licenses/Certifications	455	387	500	500	500
01204000	Engineering	52855	Public Notices	43	0	0	0	0
			Contractual Services Total	57,664	203,654	64,200	157,649	135,200
01204000	Engineering	54102	Equipment - Audio & Video	0	0	100	100	100
01204000	Engineering	54106	Equipment - Field	833	86	500	500	500
01204000	Engineering	54110	Equipment - Other Minor	0	82	500	500	500
01204000	Engineering	54150	Equipment - Computer	0	0	100	100	100
01204000	Engineering	54154	Equipment - Portable Device	0	0	100	100	100
01204000	Engineering	54200	Software	2,265	0	2,500	2,500	2,500
01204000	Engineering	54204	Software - Other	0	177	0	0	0
01204000	Engineering	54206	Software - Portable	0	0	50	50	50
01204000	Engineering	54300	Supplies	10	0	2,500	2,500	0
01204000	Engineering	54320	Supplies - Field	1,131	859	0	0	1,000
01204000	Engineering	54336	Supplies - Office	0	0	0	0	500
01204000	Engineering	54342	Supplies - Other/misc	0	87	0	0	500
01204000	Engineering	54405	Books/Videos	0	2,245	0	0	0
01204000	Engineering	54420	Fuel	0	101	0	0	0
01204000	Engineering	54432	Recognition	54	0	0	0	0
01204000	Engineering	54434	Recognition - Events	0	0	250	250	250
01204000	Engineering	54442	Uniforms	659	2,231	3,000	3,000	3,000
01204000	Engineering	54444	Uniforms - Boots	1,931	712	0	0	0

ORG	ORG DESCRIPTION	OBJ	DESCRIPTION	2017 ACTUAL	2018 ACTUAL	2019 ORIGINAL BUDGET	2019 REVISED BUDGET	2020 BUDGET
01204000	Engineering	54448	Uniforms - Clothing	2,029	780	0	0	0
			Commodities Total	8,912	7,360	9,600	9,600	9,100
Org Total				1,405,260	1,541,109	1,512,721	1,606,170	1,623,601
Community Development Total				4,024,901	4,340,728	4,653,542	4,896,779	4,777,869
01300000	Fire Administration	51100	Regular Salary/Wages	360,799	445,336	473,218	473,218	492,795
01300000	Fire Administration	51120	Allowances	5,706	5,728	5,706	5,706	5,706
01300000	Fire Administration	51505	FICA/OADS	21,168	25,394	29,694	29,694	30,907
01300000	Fire Administration	51510	FICA/MD	5,051	6,311	6,945	6,945	7,228
01300000	Fire Administration	51515	Employers KPERS	4,016	4,831	5,405	5,405	5,463
01300000	Fire Administration	51525	KP&F	61,173	80,582	98,133	98,133	96,855
01300000	Fire Administration	51530	Pension Plan	25,657	25,972	28,735	28,735	29,910
01300000	Fire Administration	51540	Workers Compensation	12,413	15,558	16,487	16,487	20,366
01300000	Fire Administration	51545	Unemployment	759	689	1,242	1,242	1,359
01300000	Fire Administration	51550	Health Insurance	66,379	52,242	43,000	43,000	40,000
01300000	Fire Administration	51555	Short Term Disability	86	95	128	128	128
01300000	Fire Administration	51565	Life Insurance	875	1,077	1,206	1,206	1,256
01300000	Fire Administration	51570	Employee Assistance Program	94	104	120	120	120
01300000	Fire Administration	51575	Other Benefits	160	160	0	0	0
Personal Services Total				564,336	664,079	710,019	710,019	732,093
01300000	Fire Administration	52100	Services	38,999	44,285	127,791	127,791	120,291
01300000	Fire Administration	52153	Medical Services	48	0	0	0	0
01300000	Fire Administration	52156	Offsite Storage	43	0	0	0	0
01300000	Fire Administration	52300	Training/Travel/Meetings	-120	211	0	0	0
01300000	Fire Administration	52303	Meals/Food/Refreshments	3,551	1,874	1,000	1,000	1,000
01300000	Fire Administration	52306	Training/Travel - Airline	0	30	0	0	0
01300000	Fire Administration	52308	Training/Travel - Mileage	0	42	0	0	0
01300000	Fire Administration	52810	Copying/Printings Services	1,959	732	755	755	755
01300000	Fire Administration	52820	Dues/Memberships	13,556	12,925	15,000	15,000	15,000
01300000	Fire Administration	52850	Postage/Shipping	278	456	250	250	250
Contractual Services Total				58,314	60,555	144,796	144,796	137,296
01300000	Fire Administration	54100	Equipment (commodities)	13,398	3,394	18,000	18,000	18,000
01300000	Fire Administration	54110	Equipment - Other Minor	6,984	560	0	0	0
01300000	Fire Administration	54300	Supplies	92	0	0	0	0
01300000	Fire Administration	54336	Supplies - Office	4,224	3,649	7,500	7,500	7,500
Commodities Total				24,698	7,603	25,500	25,500	25,500
Org Total				647,348	732,237	880,315	880,315	894,889
01300302	Fire Occupational Safety	54100	Equipment (commodities)	2,475	2,408	2,500	2,500	2,500
Commodities Total				2,475	2,408	2,500	2,500	2,500
Org Total				2,475	2,408	2,500	2,500	2,500
01300303	Fire Prof. Development	51100	Regular Salary/Wages	350,901	386,711	409,137	409,137	424,307
01300303	Fire Prof. Development	51505	FICA/OADS	20,606	22,213	25,366	25,366	26,308
01300303	Fire Prof. Development	51510	FICA/MD	4,819	5,195	5,933	5,933	6,152
01300303	Fire Prof. Development	51525	KP&F	67,173	77,878	94,634	94,634	93,050
01300303	Fire Prof. Development	51530	Pension Plan	24,812	22,462	24,548	24,548	25,458
01300303	Fire Prof. Development	51540	Workers Compensation	13,596	14,839	15,772	15,772	19,410
01300303	Fire Prof. Development	51545	Unemployment	730	569	1,073	1,073	1,169
01300303	Fire Prof. Development	51550	Health Insurance	89,304	76,702	43,000	43,000	40,000
01300303	Fire Prof. Development	51555	Short Term Disability	95	95	128	128	128
01300303	Fire Prof. Development	51565	Life Insurance	846	923	1,031	1,031	1,069
01300303	Fire Prof. Development	51570	Employee Assistance Program	104	104	120	120	120
01300303	Fire Prof. Development	51575	Other Benefits	267	0	0	0	0
Personal Services Total				573,253	607,691	620,742	620,742	637,171
01300303	Fire Prof. Development	52300	Training/Travel/Meetings	86,871	108,102	103,226	103,226	0
01300303	Fire Prof. Development	52302	Training/Travel/Mtgs - Per Diem	0	0	0	0	19,000
01300303	Fire Prof. Development	52304	Training/Mtgs - Registration	0	0	0	0	23,500
01300303	Fire Prof. Development	52306	Training/Travel - Airline	0	0	0	0	20,226
01300303	Fire Prof. Development	52308	Training/Travel - Mileage	0	0	0	0	4,000
01300303	Fire Prof. Development	52310	Training/Travel - Parking	0	0	0	0	1,000
01300303	Fire Prof. Development	52312	Training/Travel - Taxi	0	0	0	0	500
01300303	Fire Prof. Development	52314	Training/Travel - Tolls	0	0	0	0	500
01300303	Fire Prof. Development	52316	Training/Travel - Lodging	0	0	0	0	34,000
01300303	Fire Prof. Development	52318	Training/Travel - Rental Car	0	0	0	0	500
Contractual Services Total				86,871	108,102	103,226	103,226	103,226
01300303	Fire Prof. Development	54100	Equipment (commodities)	41,873	23,467	25,000	25,000	25,000
Commodities Total				41,873	23,467	25,000	25,000	25,000
Org Total				701,997	739,260	748,968	748,968	765,397
01301000	Fire Operations	51100	Regular Salary/Wages	4,802,811	5,098,466	5,355,066	5,355,066	5,474,408
01301000	Fire Operations	51110	Overtime/Shift/Hazard	137,492	31,299	232,253	232,253	235,000

ORG	ORG DESCRIPTION	OBJ	DESCRIPTION	2017	2018	2019	2019	2020
				ACTUAL	ACTUAL	ORIGINAL BUDGET	REVISED BUDGET	BUDGET
01301000	Fire Operations	51115	Holiday	144,121	155,876	174,641	174,641	175,000
01301000	Fire Operations	51120	Allowances	0	0	0	0	910
01301000	Fire Operations	51123	Vacation Final Payout	0	16,264	0	0	0
01301000	Fire Operations	51204	Overtime - Automatic	7,758	2,025	0	0	0
01301000	Fire Operations	51206	Overtime - Callback	5,284	5,357	0	0	0
01301000	Fire Operations	51210	Overtime - Investigation	1,390	1,100	0	0	0
01301000	Fire Operations	51214	Overtime - Other	12,338	9,437	0	0	0
01301000	Fire Operations	51216	Overtime - Premium Pay	49,707	61,003	0	0	0
01301000	Fire Operations	51218	Overtime - Program Mgmt	17,350	13,757	0	0	0
01301000	Fire Operations	51220	Overtime - Public Education	6,736	6,055	0	0	0
01301000	Fire Operations	51222	Overtime - Special Events	13,923	14,488	0	0	0
01301000	Fire Operations	51226	Overtime - Training	58,568	67,201	0	0	0
01301000	Fire Operations	51227	Overtime - Paramedic Coverage	5,916	5,894	0	0	0
01301000	Fire Operations	51505	FICA/OADSI	312,673	327,936	357,238	357,238	364,882
01301000	Fire Operations	51510	FICA/MD	73,125	76,695	83,551	83,551	85,333
01301000	Fire Operations	51525	KP&F	1,018,612	1,134,603	1,332,743	1,332,743	1,290,655
01301000	Fire Operations	51530	Pension Plan	388,699	320,937	345,718	345,718	353,121
01301000	Fire Operations	51540	Workers Compensation	210,439	233,092	234,757	234,757	266,279
01301000	Fire Operations	51545	Unemployment	11,053	8,416	14,051	14,051	15,074
01301000	Fire Operations	51550	Health Insurance	1,379,645	1,187,216	892,250	892,250	830,000
01301000	Fire Operations	51555	Short Term Disability	1,840	1,872	2,688	2,688	2,688
01301000	Fire Operations	51565	Life Insurance	12,841	13,453	14,081	14,081	14,829
01301000	Fire Operations	51570	Employee Assistance Program	2,016	2,056	2,520	2,520	2,490
01301000	Fire Operations	51575	Other Benefits	579	1,122	0	0	0
			Personal Services Total	8,674,916	8,795,620	9,041,557	9,041,557	9,110,669
			Org Total	8,674,916	8,795,620	9,041,557	9,041,557	9,110,669
01301305	Fire Tech Rescue	54110	Equipment - Other Minor	6,659	10,871	12,500	12,500	12,500
			Commodities Total	6,659	10,871	12,500	12,500	12,500
			Org Total	6,659	10,871	12,500	12,500	12,500
01301306	Fire Haz Mat	54110	Equipment - Other Minor	985	0	1,000	1,000	1,000
			Commodities Total	985	0	1,000	1,000	1,000
			Org Total	985	0	1,000	1,000	1,000
01302000	Fire Planning	51100	Regular Salary/Wages	308,892	358,922	386,965	386,965	402,801
01302000	Fire Planning	51202	Overtime - Fire Inspection	102,060	138,758	120,000	120,000	132,000
01302000	Fire Planning	51206	Overtime - Call Back	213	184	0	0	0
01302000	Fire Planning	51222	Overtime - Special Events	637	0	0	0	0
01302000	Fire Planning	51505	FICA/OADSI	18,121	20,936	31,432	31,432	33,157
01302000	Fire Planning	51510	FICA/MD	4,238	4,896	7,350	7,350	7,755
01302000	Fire Planning	51515	Employers KPERS	2,990	3,452	5,241	5,241	5,309
01302000	Fire Planning	51525	KP&F	51,049	64,986	105,005	105,005	105,167
01302000	Fire Planning	51530	Pension Plan	26,777	19,568	30,417	30,417	32,088
01302000	Fire Planning	51540	Workers Compensation	11,816	13,794	19,544	19,544	21,145
01302000	Fire Planning	51545	Unemployment	634	536	1,016	1,016	1,110
01302000	Fire Planning	51550	Health Insurance	77,926	75,211	53,750	53,750	50,000
01302000	Fire Planning	51555	Short Term Disability	84	95	160	160	160
01302000	Fire Planning	51565	Life Insurance	651	770	1,278	1,278	1,349
01302000	Fire Planning	51570	Employee Assistance Program	117	130	150	150	150
01302000	Fire Planning	51575	Other Benefits	0	105	0	0	0
			Personal Services Total	606,205	702,343	762,308	762,308	792,191
			Org Total	606,205	702,343	762,308	762,308	792,191
01302310	Fire Prevention	52308	Training/Travel - Mileage	0	68	0	0	0
			Contractual Services Total	0	68	0	0	0
01302310	Fire Prevention	54300	Supplies	7,064	2,387	2,000	2,000	2,000
			Commodities Total	7,064	2,387	2,000	2,000	2,000
			Org Total	7,064	2,455	2,000	2,000	2,000
01302311	Fire Investigation	54300	Supplies	2,175	2,396	2,000	2,000	2,000
			Commodities Total	2,175	2,396	2,000	2,000	2,000
			Org Total	2,175	2,396	2,000	2,000	2,000
01302312	Fire Education	54110	Equipment - Other Minor	299	5,190	5,000	5,000	5,000
01302312	Fire Education	54300	Supplies	1,020	390	7,000	7,000	7,000
			Commodities Total	1,319	5,580	12,000	12,000	12,000
			Org Total	1,319	5,580	12,000	12,000	12,000
01303314	Fire Logistics Vehicles	52706	Repair/Maint - Automotive	16,597	22,775	27,500	27,500	167,500
			Contractual Services Total	16,597	22,775	27,500	27,500	167,500

ORG	ORG DESCRIPTION	OBJ	DESCRIPTION	2017	2018	2019	2019	2020
				ACTUAL	ACTUAL	ORIGINAL BUDGET	REVISED BUDGET	BUDGET
01303314	Fire Logistics Vehicles	54342	Supplies - Other/misc	38	34	1,500	1,500	1,500
			Commodities Total	38	34	1,500	1,500	1,500
			Org Total	16,635	22,809	29,000	29,000	169,000
01303316	Fire Logistics Equipment	52100	Services	120	0	5,000	5,000	5,000
01303316	Fire Logistics Equipment	52148	Laundry/Sanitation Services	3,664	3,552	15,000	15,000	15,000
01303316	Fire Logistics Equipment	52704	Repair/Maint - Equipment	19,837	35,314	27,500	27,500	35,000
			Contractual Services Total	23,621	38,866	47,500	47,500	55,000
01303316	Fire Logistics Equipment	54100	Equipment (commodities)	0	99	0	0	0
01303316	Fire Logistics Equipment	54110	Equipment - Other Minor	69,864	68,008	65,000	65,000	65,000
01303316	Fire Logistics Equipment	54442	Uniforms	146,368	119,207	135,000	178,056	140,000
			Commodities Total	216,232	187,314	200,000	243,056	205,000
01303316	Fire Logistics Equipment	55125	Equipment - Other Capital	0	0	75,000	134,837	0
			Capital Total	0	0	75,000	134,837	0
			Org Total	239,853	226,180	322,500	425,393	260,000
01303318	EMS Training	54100	Equipment (commodities)	640	5,000	5,000	5,000	5,000
01303318	EMS Training	54330	Supplies - Medical (disposable)	2,183	6,943	6,000	6,000	6,000
01303318	EMS Training	54332	Supplies - Medical (durable)	4,662	4,177	6,000	16,000	6,000
			Commodities Total	7,485	16,120	17,000	27,000	17,000
			Org Total	7,485	16,120	17,000	27,000	17,000
01303500	Fire Logistics Facilities	52702	Repair/Maint - Facilities	9,707	15,560	23,650	23,650	23,650
			Contractual Services Total	9,707	15,560	23,650	23,650	23,650
01303500	Fire Logistics Facilities	54318	Supplies - Facilities	23,031	20,644	26,000	26,000	26,000
01303500	Fire Logistics Facilities	54425	Furniture	5,713	5,940	3,000	3,000	6,000
			Commodities Total	28,744	26,584	29,000	29,000	32,000
			Org Total	38,451	42,144	52,650	52,650	55,650
			Fire Total	10,953,567	11,300,423	11,886,298	11,999,191	12,096,796
01350000	Police Administration	51100	Regular Salary/Wages	2,425,177	2,480,468	2,918,466	2,918,466	3,018,262
01350000	Police Administration	51110	Overtime/Shift/Hazard	125,117	162,047	52,314	52,314	52,000
01350000	Police Administration	51115	Holiday	33,671	35,166	39,133	39,133	40,000
01350000	Police Administration	51120	Allowances	9,933	8,787	9,346	9,346	7,526
01350000	Police Administration	51123	Vacation Final Payout	0	15,680	0	0	0
01350000	Police Administration	51505	FICA/OADSI	151,628	156,557	187,195	187,195	193,304
01350000	Police Administration	51510	FICA/MD	35,673	37,087	43,781	43,781	45,209
01350000	Police Administration	51515	Employers KPERS	176,041	199,365	225,290	225,290	222,821
01350000	Police Administration	51525	KP&F	110,251	109,005	171,464	171,464	172,980
01350000	Police Administration	51530	Pension Plan	189,280	148,679	180,579	180,579	186,447
01350000	Police Administration	51540	Workers Compensation	22,556	22,099	29,011	29,011	34,374
01350000	Police Administration	51545	Unemployment	5,387	4,059	7,658	7,658	8,320
01350000	Police Administration	51550	Health Insurance	612,871	473,110	537,500	537,500	510,000
01350000	Police Administration	51555	Short Term Disability	1,030	1,010	1,632	1,632	1,664
01350000	Police Administration	51565	Life Insurance	6,190	6,376	7,489	7,489	7,832
01350000	Police Administration	51570	Employee Assistance Program	1,140	1,127	1,560	1,560	1,560
01350000	Police Administration	51575	Other Benefits	810	545	0	0	0
			Personal Services Total	3,906,755	3,861,167	4,412,418	4,412,418	4,502,299
01350000	Police Administration	52100	Services	133,066	85,831	125,000	125,000	100,000
01350000	Police Administration	52148	Laundry/Sanitation Services	6,250	6,221	15,000	15,000	10,000
01350000	Police Administration	52159	Other Professional Services	29,485	89,748	84,520	84,520	140,000
01350000	Police Administration	52168	Pre-employment Screenings	8,957	15,020	30,000	30,000	30,000
01350000	Police Administration	52172	Prisoner Boarding	100,365	115,640	115,000	115,000	115,000
01350000	Police Administration	52300	Training/Travel/Meetings	3,060	7,780	53,000	53,000	15,000
01350000	Police Administration	52302	Training/Travel/Mtgs - Per Diem	4,468	7,025	0	0	10,000
01350000	Police Administration	52303	Meals/Food/Refreshments	826	2,624	0	0	5,000
01350000	Police Administration	52304	Training/Mtgs - Registration	36,862	29,677	0	0	35,000
01350000	Police Administration	52306	Training/Travel - Airline	7,493	9,796	0	0	10,000
01350000	Police Administration	52308	Training/Travel - Mileage	0	0	0	0	500
01350000	Police Administration	52310	Training/Travel - Parking	63	153	0	0	500
01350000	Police Administration	52312	Training/Travel - Taxi	756	274	0	0	500
01350000	Police Administration	52314	Training/Travel - Tolls	117	90	0	0	250
01350000	Police Administration	52316	Training/Travel - Lodging	11,658	12,132	0	0	15,000
01350000	Police Administration	52318	Training/Travel - Rental Car	52	254	0	0	2,000
01350000	Police Administration	52320	Training/Mtgs - Hosted by City	7,000	0	0	0	0
01350000	Police Administration	52322	Training - Materials	325	383	0	0	500
01350000	Police Administration	52324	Mileage - Other	511	267	0	0	500
01350000	Police Administration	52400	Maintenance Agreement	193,234	225,612	222,000	222,000	425,000
01350000	Police Administration	52500	Utility Service	31,867	32,144	43,208	43,208	40,000
01350000	Police Administration	52530	Telephone	1,042	6,010	16,000	16,000	12,000
01350000	Police Administration	52555	Video Transmission	38,351	92,780	100,000	100,000	100,000
01350000	Police Administration	52563	Computer/Data Processing	81,826	56,619	80,000	80,000	80,000
01350000	Police Administration	52620	Rents/Leases	0	559	0	0	0
01350000	Police Administration	52622	Rents - Range	3,075	9,825	13,500	13,500	13,500

ORG	ORG DESCRIPTION	OBJ	DESCRIPTION	2017	2018	2019	2019	2020
				ACTUAL	ACTUAL	ORIGINAL BUDGET	REVISED BUDGET	BUDGET
01350000	Police Administration	52700	Repair/Maintenance	1,466	8,842	40,745	40,745	15,000
01350000	Police Administration	52706	Repair/Maint - Automotive	5,392	7,646	34,255	34,255	10,000
01350000	Police Administration	52800	Advertising/Publications	0	0	2,500	2,500	2,500
01350000	Police Administration	52810	Copying/Printings Services	15,774	12,764	19,000	19,000	19,000
01350000	Police Administration	52820	Dues/Memberships	5,812	6,951	4,542	4,542	7,500
01350000	Police Administration	52850	Postage/Shipping	3,539	5,941	5,000	5,000	5,000
			Contractual Services Total	732,692	848,608	1,003,270	1,003,270	1,219,250
01350000	Police Administration	54100	Equipment (commodities)	100,670	66,929	65,000	65,000	75,000
01350000	Police Administration	54110	Equipment - Other Minor	9,726	25,074	30,000	30,000	30,000
01350000	Police Administration	54150	Equipment - Computer	47,362	53,192	60,000	91,731	60,000
01350000	Police Administration	54200	Software	4,582	3,780	5,000	5,000	5,000
01350000	Police Administration	54300	Supplies	22,438	28,186	35,000	35,000	35,000
01350000	Police Administration	54330	Supplies - Medical (disposable)	5,094	3,990	5,000	5,000	5,000
01350000	Police Administration	54334	Supplies - Motor Vehicle	1,080	0	0	0	0
01350000	Police Administration	54336	Supplies - Office	4,834	11,179	35,000	35,000	25,000
01350000	Police Administration	54340	Supplies - Operational	1,002	891	4,000	4,000	0
01350000	Police Administration	54342	Supplies - Other/misc	140	29	0	0	0
01350000	Police Administration	54405	Books/Videos	0	804	2,000	2,000	2,500
01350000	Police Administration	54425	Furniture	1,868	8,702	10,000	10,000	7,500
01350000	Police Administration	54442	Uniforms	25,922	62,692	40,103	40,103	45,123
			Commodities Total	224,718	265,448	291,103	322,834	290,123
			Org Total	4,864,165	4,975,223	5,706,791	5,738,522	6,011,672
01350401	Police Towers	52100	Services	0	2,400	32,509	32,509	32,509
01350401	Police Towers	52159	Other Professional Services	0	4,250	5,940	5,940	5,940
01350401	Police Towers	52500	Utility Service	360	0	4,752	4,752	4,752
01350401	Police Towers	52700	Repair/Maintenance	0	0	3,780	3,780	3,780
			Contractual Services Total	360	6,650	46,981	46,981	46,981
01350401	Police Towers	54342	Supplies - Other/misc	0	5,972	7,020	7,020	7,020
			Commodities Total	0	5,972	7,020	7,020	7,020
			Org Total	360	12,622	54,001	54,001	54,001
01351000	Police Investigations	51100	Regular Salary/Wages	655,523	736,019	751,014	751,014	1,001,535
01351000	Police Investigations	51110	Overtime/Shift/Hazard	58,266	72,439	101,999	101,999	102,000
01351000	Police Investigations	51115	Holiday	0	877	0	0	0
01351000	Police Investigations	51120	Allowances	11,813	10,860	12,640	12,640	9,910
01351000	Police Investigations	51505	FICA/OADSI	42,990	48,038	53,671	53,671	69,035
01351000	Police Investigations	51510	FICA/MD	10,054	11,235	12,552	12,552	16,145
01351000	Police Investigations	51515	Employers KPERS	3,693	14,854	4,407	4,407	24,177
01351000	Police Investigations	51525	KP&F	125,644	132,855	189,919	189,919	189,009
01351000	Police Investigations	51530	Pension Plan	54,333	47,935	51,939	51,939	66,807
01351000	Police Investigations	51540	Workers Compensation	13,921	14,147	17,042	17,042	21,193
01351000	Police Investigations	51545	Unemployment	1,507	1,240	1,972	1,972	2,760
01351000	Police Investigations	51550	Health Insurance	139,190	132,722	139,750	139,750	140,000
01351000	Police Investigations	51555	Short Term Disability	238	257	416	416	448
01351000	Police Investigations	51565	Life Insurance	1,711	1,975	2,181	2,181	2,805
01351000	Police Investigations	51570	Employee Assistance Program	260	280	390	390	420
01351000	Police Investigations	51575	Other Benefits	187	107	0	0	0
			Personal Services Total	1,119,330	1,225,840	1,339,892	1,339,892	1,646,244
01351000	Police Investigations	52100	Services	0	0	2,052	2,052	3,000
01351000	Police Investigations	52159	Other Professional Services	4,567	971	7,798	7,798	0
01351000	Police Investigations	52300	Training/Travel/Meetings	0	0	24,484	24,484	1,500
01351000	Police Investigations	52302	Training/Travel/Mtgs - Per Diem	2,132	1,144	0	0	3,000
01351000	Police Investigations	52303	Meals/Food/Refreshments	439	31	0	0	1,500
01351000	Police Investigations	52304	Training/Mtgs - Registration	4,260	10,680	0	0	15,000
01351000	Police Investigations	52306	Training/Travel - Airline	1,569	1,300	0	0	6,000
01351000	Police Investigations	52308	Training/Travel - Mileage	0	30	0	0	200
01351000	Police Investigations	52310	Training/Travel - Parking	54	45	0	0	100
01351000	Police Investigations	52312	Training/Travel - Taxi	175	207	0	0	300
01351000	Police Investigations	52314	Training/Travel - Tolls	67	22	0	0	100
01351000	Police Investigations	52316	Training/Travel - Lodging	2,830	2,143	0	0	5,000
01351000	Police Investigations	52318	Training/Travel - Rental Car	0	0	0	0	1,000
01351000	Police Investigations	52322	Training - Materials	0	123	0	0	0
01351000	Police Investigations	52324	Mileage - Other	240	0	0	0	300
01351000	Police Investigations	52400	Maintenance Agreement	0	3,716	0	0	0
01351000	Police Investigations	52620	Rents/Leases	814	400	2,052	2,052	2,000
01351000	Police Investigations	52700	Repair/Maintenance	0	0	1,000	1,000	1,000
01351000	Police Investigations	52810	Copying/Printings Services	103	210	0	0	0
01351000	Police Investigations	52820	Dues/Memberships	925	570	1,898	1,898	1,000
			Contractual Services Total	18,175	21,592	39,284	39,284	41,000
01351000	Police Investigations	54110	Equipment - Other Minor	584	134	6,671	6,671	8,649
01351000	Police Investigations	54150	Equipment - Computer	87	0	0	0	0
01351000	Police Investigations	54300	Supplies	0	0	0	0	7,000
01351000	Police Investigations	54336	Supplies - Office	0	808	0	0	0
01351000	Police Investigations	54342	Supplies - Other/misc	0	5,262	7,000	7,000	0

ORG	ORG DESCRIPTION	OBJ	DESCRIPTION	2017	2018	2019	2019	2020
				ACTUAL	ACTUAL	ORIGINAL BUDGET	REVISED BUDGET	BUDGET
01351000	Police Investigations	54425	Furniture	0	0	4,000	4,000	0
01351000	Police Investigations	54442	Uniforms	3,341	3,141	3,694	3,694	4,000
			Commodities Total	4,012	9,345	21,365	21,365	19,649
			Org Total	1,141,517	1,256,777	1,400,541	1,400,541	1,706,893
01352000	Patrol Administration	51100	Regular Salary/Wages	4,364,195	4,590,294	5,099,419	5,099,419	5,213,172
01352000	Patrol Administration	51110	Overtime/Shift/Hazard	453,516	557,054	429,907	429,907	430,000
01352000	Patrol Administration	51115	Holiday	77,929	87,219	72,288	72,288	73,000
01352000	Patrol Administration	51120	Allowances	9,262	5,918	8,190	8,190	4,550
01352000	Patrol Administration	51123	Vacation Final Payout	0	33,896	0	0	0
01352000	Patrol Administration	51505	FICA/OADSI	291,002	314,194	347,809	347,809	354,690
01352000	Patrol Administration	51510	FICA/MD	68,057	73,481	81,341	81,341	82,953
01352000	Patrol Administration	51515	Employers KPERS	19,597	25,485	24,576	24,576	31,361
01352000	Patrol Administration	51525	KP&F	879,617	996,157	1,237,756	1,237,756	1,180,782
01352000	Patrol Administration	51530	Pension Plan	359,675	298,979	332,673	332,673	342,634
01352000	Patrol Administration	51540	Workers Compensation	99,140	105,870	114,014	114,014	135,948
01352000	Patrol Administration	51545	Unemployment	10,319	8,051	13,387	13,387	14,370
01352000	Patrol Administration	51550	Health Insurance	1,003,747	788,761	903,000	903,000	850,000
01352000	Patrol Administration	51555	Short Term Disability	1,698	1,778	2,720	2,720	2,752
01352000	Patrol Administration	51565	Life Insurance	11,647	12,438	13,792	13,792	14,391
01352000	Patrol Administration	51570	Employee Assistance Program	1,878	1,965	2,640	2,640	2,580
01352000	Patrol Administration	51575	Other Benefits	636	888	0	0	0
			Personal Services Total	7,651,915	7,902,428	8,683,512	8,683,512	8,733,183
01352000	Patrol Administration	52103	Animal Boarding	1,050	9,495	25,000	25,000	20,000
01352000	Patrol Administration	52148	Laundry/Sanitation Services	20,482	16,965	25,000	25,000	25,000
01352000	Patrol Administration	52159	Other Professional Services	1,443	1,509	10,000	10,000	5,000
01352000	Patrol Administration	52168	Pre-employment Screenings	0	528	5,000	5,000	0
01352000	Patrol Administration	52300	Training/Travel/Meetings	1,861	0	140,000	140,000	0
01352000	Patrol Administration	52302	Training/Travel/Mtgs - Per Diem	10,110	2,427	0	0	15,000
01352000	Patrol Administration	52303	Meals/Food/Refreshments	1,114	167	0	0	15,000
01352000	Patrol Administration	52304	Training/Mtgs - Registration	32,959	27,445	0	0	65,000
01352000	Patrol Administration	52306	Training/Travel - Airline	6,779	2,036	0	0	10,000
01352000	Patrol Administration	52308	Training/Travel - Mileage	689	0	0	0	500
01352000	Patrol Administration	52310	Training/Travel - Parking	124	58	0	0	500
01352000	Patrol Administration	52312	Training/Travel - Taxi	448	221	0	0	1,500
01352000	Patrol Administration	52314	Training/Travel - Tolls	109	82	0	0	250
01352000	Patrol Administration	52316	Training/Travel - Lodging	14,284	5,033	0	0	20,000
01352000	Patrol Administration	52318	Training/Travel - Rental Car	441	0	0	0	1,500
01352000	Patrol Administration	52320	Training/Mtgs - Hosted by City	0	0	0	0	1,500
01352000	Patrol Administration	52322	Training - Materials	573	0	0	0	1,000
01352000	Patrol Administration	52324	Mileage - Other	820	632	0	0	2,500
01352000	Patrol Administration	52620	Rents/Leases	0	0	2,000	2,000	2,000
01352000	Patrol Administration	52700	Repair/Maintenance	0	0	2,000	2,000	2,000
01352000	Patrol Administration	52820	Dues/Memberships	2,223	828	4,000	4,000	5,000
			Contractual Services Total	95,509	67,426	213,000	213,000	193,250
01352000	Patrol Administration	54100	Equipment (commodities)	12,966	19,027	16,054	16,054	25,714
01352000	Patrol Administration	54110	Equipment - Other Minor	20,947	2,128	17,000	17,000	17,000
01352000	Patrol Administration	54303	Supplies - Ammunition	83,050	66,576	74,910	74,910	80,000
01352000	Patrol Administration	54330	Supplies - Medical (disposable)	2,313	1,276	2,500	2,500	2,500
01352000	Patrol Administration	54336	Supplies - Office	0	444	0	0	0
01352000	Patrol Administration	54340	Supplies - Operational	0	0	0	0	0
01352000	Patrol Administration	54342	Supplies - Other/misc	12,471	23,675	75,000	75,000	70,000
01352000	Patrol Administration	54442	Uniforms	36,194	57,337	40,000	40,000	50,000
			Commodities Total	167,941	170,463	225,464	225,464	245,214
			Org Total	7,915,365	8,140,317	9,121,976	9,121,976	9,171,647
01352011	Police Patrol - Recruiting	52159	Other Professional Services	0	295	0	0	0
01352011	Police Patrol - Recruiting	52302	Training/Travel/Mtgs - Per Diem	0	177	0	0	0
01352011	Police Patrol - Recruiting	52303	Meals/Food/Refreshments	0	104	0	0	0
01352011	Police Patrol - Recruiting	52304	Training/Mtgs - Registration	35	480	0	0	0
01352011	Police Patrol - Recruiting	52314	Training/Travel - Tolls	0	11	0	0	0
01352011	Police Patrol - Recruiting	52316	Training/Travel - Lodging	0	650	0	0	0
01352011	Police Patrol - Recruiting	52324	Mileage - Other	0	408	0	0	0
			Contractual Services Total	35	2,125	0	0	0
01352011	Police Patrol - Recruiting	54342	Supplies - Other/misc	207	0	0	0	0
01352011	Police Patrol - Recruiting	54442	Uniforms	0	38	0	0	0
			Commodities Total	207	38	0	0	0
			Org Total	242	2,163	0	0	0
01352307	Police Patrol - Bike	52302	Training/Travel/Mtgs - Per Diem	296	570	0	0	0
01352307	Police Patrol - Bike	52304	Training/Mtgs - Registration	1,198	850	0	0	0
01352307	Police Patrol - Bike	52306	Training/Travel - Airline	0	754	0	0	0
01352307	Police Patrol - Bike	52316	Training/Travel - Lodging	758	0	0	0	0
01352307	Police Patrol - Bike	52322	Training - Materials	30	0	0	0	0
			Contractual Services Total	2,282	2,174	0	0	0

ORG	ORG DESCRIPTION	OBJ	DESCRIPTION	2017	2018	2019	2019	2020
				ACTUAL	ACTUAL	ORIGINAL BUDGET	REVISED BUDGET	BUDGET
01352307	Police Patrol - Bike	54100	Equipment (commodities)	1,160	0	0	0	0
01352307	Police Patrol - Bike	54110	Equipment - Other Minor	6,890	56	0	0	0
01352307	Police Patrol - Bike	54342	Supplies - Other/misc	346	0	0	0	0
01352307	Police Patrol - Bike	54442	Uniforms	3,396	130	0	0	0
			Commodities Total	11,792	186	0	0	0
			Org Total	14,074	2,360	0	0	0
01352402	Police Patrol - K9	52159	Other Professional Services	9,145	6,177	0	0	0
01352402	Police Patrol - K9	52302	Training/Travel/Mtgs - Per Diem	827	0	0	0	0
01352402	Police Patrol - K9	52303	Meals/Food/Refreshments	20	0	0	0	0
01352402	Police Patrol - K9	52304	Training/Mtgs - Registration	950	1,300	0	0	0
01352402	Police Patrol - K9	52306	Training/Travel - Airline	870	0	0	0	0
01352402	Police Patrol - K9	52314	Training/Travel - Tolls	12	0	0	0	0
01352402	Police Patrol - K9	52316	Training/Travel - Lodging	576	0	0	0	0
01352402	Police Patrol - K9	52324	Mileage - Other	59	0	0	0	0
01352402	Police Patrol - K9	52820	Dues/Memberships	400	340	0	0	0
			Contractual Services Total	12,859	7,817	0	0	0
01352402	Police Patrol - K9	54100	Equipment (commodities)	4,881	1,782	0	0	0
01352402	Police Patrol - K9	54110	Equipment - Other Minor	1,312	2,137	0	0	0
01352402	Police Patrol - K9	54342	Supplies - Other/misc	1,781	686	0	0	0
01352402	Police Patrol - K9	54442	Uniforms	1,369	190	0	0	0
			Commodities Total	9,343	4,795	0	0	0
			Org Total	22,202	12,612	0	0	0
01352403	Police Patrol - Traffic	52302	Training/Travel/Mtgs - Per Diem	0	1,153	0	0	0
01352403	Police Patrol - Traffic	52303	Meals/Food/Refreshments	199	13	0	0	0
01352403	Police Patrol - Traffic	52304	Training/Mtgs - Registration	493	1,895	0	0	0
01352403	Police Patrol - Traffic	52314	Training/Travel - Tolls	0	20	0	0	0
01352403	Police Patrol - Traffic	52316	Training/Travel - Lodging	326	2,243	0	0	0
01352403	Police Patrol - Traffic	52324	Mileage - Other	153	193	0	0	0
			Contractual Services Total	1,171	5,517	0	0	0
01352403	Police Patrol - Traffic	54110	Equipment - Other Minor	140	0	0	0	0
01352403	Police Patrol - Traffic	54342	Supplies - Other/misc	404	0	0	0	0
01352403	Police Patrol - Traffic	54442	Uniforms	94	248	0	0	0
			Commodities Total	638	248	0	0	0
			Org Total	1,809	5,765	0	0	0
01352404	Patrol Tactical	52302	Training/Travel/Mtgs - Per Diem	1,870	3,242	0	0	0
01352404	Patrol Tactical	52303	Meals/Food/Refreshments	797	310	0	0	0
01352404	Patrol Tactical	52304	Training/Mtgs - Registration	6,665	11,931	0	0	0
01352404	Patrol Tactical	52306	Training/Travel - Airline	150	25	0	0	0
01352404	Patrol Tactical	52310	Training/Travel - Parking	0	140	0	0	0
01352404	Patrol Tactical	52312	Training/Travel - Taxi	121	0	0	0	0
01352404	Patrol Tactical	52316	Training/Travel - Lodging	5,168	2,722	0	0	0
01352404	Patrol Tactical	52318	Training/Travel - Rental Car	463	0	0	0	0
01352404	Patrol Tactical	52324	Mileage - Other	44	377	0	0	0
01352404	Patrol Tactical	52820	Dues/Memberships	1,045	875	0	0	0
			Contractual Services Total	16,323	19,622	0	0	0
01352404	Patrol Tactical	54100	Equipment (commodities)	7,733	3,969	0	0	0
01352404	Patrol Tactical	54110	Equipment - Other Minor	12,923	4,040	0	0	0
01352404	Patrol Tactical	54342	Supplies - Other/misc	2,905	813	0	0	0
01352404	Patrol Tactical	54442	Uniforms	15,779	6,054	0	0	0
			Commodities Total	39,340	14,876	0	0	0
			Org Total	55,663	34,498	0	0	0
01352405	Police Patrol - ACO	52103	Animal Boarding	9,860	0	0	0	0
01352405	Police Patrol - ACO	52159	Other Professional Services	1,102	166	0	0	0
01352405	Police Patrol - ACO	52302	Training/Travel/Mtgs - Per Diem	0	77	0	0	0
01352405	Police Patrol - ACO	52304	Training/Mtgs - Registration	700	1,010	0	0	0
01352405	Police Patrol - ACO	52310	Training/Travel - Parking	0	96	0	0	0
01352405	Police Patrol - ACO	52316	Training/Travel - Lodging	0	105	0	0	0
			Contractual Services Total	11,662	1,454	0	0	0
01352405	Police Patrol - ACO	54110	Equipment - Other Minor	100	359	0	0	0
01352405	Police Patrol - ACO	54342	Supplies - Other/misc	64	0	0	0	0
01352405	Police Patrol - ACO	54442	Uniforms	267	604	0	0	0
			Commodities Total	431	963	0	0	0
			Org Total	12,093	2,417	0	0	0
01352406	Police Patrol - SRO	52302	Training/Travel/Mtgs - Per Diem	353	0	0	0	0
01352406	Police Patrol - SRO	52304	Training/Mtgs - Registration	570	0	0	0	0
01352406	Police Patrol - SRO	52306	Training/Travel - Airline	378	0	0	0	0
01352406	Police Patrol - SRO	52312	Training/Travel - Taxi	68	0	0	0	0

ORG	ORG DESCRIPTION	OBJ	DESCRIPTION	2017 ACTUAL	2018 ACTUAL	2019 ORIGINAL BUDGET	2019 REVISED BUDGET	2020 BUDGET
01352406	Police Patrol - SRO	52316	Training/Travel - Lodging	1,056	0	0	0	0
01352406	Police Patrol - SRO	52324	Mileage - Other	33	0	0	0	0
01352406	Police Patrol - SRO	52820	Dues/Memberships	80	40	0	0	0
			Contractual Services Total	2,538	40	0	0	0
01352406	Police Patrol - SRO	54110	Equipment - Other Minor	80	0	0	0	0
01352406	Police Patrol - SRO	54342	Supplies - Other/misc	43	15	0	0	0
01352406	Police Patrol - SRO	54442	Uniforms	0	830	0	0	0
			Commodities Total	123	845	0	0	0
			Org Total	2,661	885	0	0	0
01352407	Police Patrol - Firearms	52302	Training/Travel/Mtgs - Per Diem	1,705	2,091	0	0	0
01352407	Police Patrol - Firearms	52304	Training/Mtgs - Registration	430	495	0	0	0
01352407	Police Patrol - Firearms	52306	Training/Travel - Airline	1,668	1,475	0	0	0
01352407	Police Patrol - Firearms	52312	Training/Travel - Taxi	0	545	0	0	0
01352407	Police Patrol - Firearms	52314	Training/Travel - Tolls	0	26	0	0	0
01352407	Police Patrol - Firearms	52316	Training/Travel - Lodging	1,902	1,275	0	0	0
01352407	Police Patrol - Firearms	52318	Training/Travel - Rental Car	390	0	0	0	0
01352407	Police Patrol - Firearms	52324	Mileage - Other	26	59	0	0	0
01352407	Police Patrol - Firearms	52820	Dues/Memberships	795	645	0	0	0
			Contractual Services Total	6,916	6,611	0	0	0
01352407	Police Patrol - Firearms	54100	Equipment (commodities)	2,442	8,591	0	0	0
01352407	Police Patrol - Firearms	54110	Equipment - Other Minor	1,492	1,522	0	0	0
01352407	Police Patrol - Firearms	54342	Supplies - Other/misc	410	20	0	0	0
01352407	Police Patrol - Firearms	54442	Uniforms	1,081	840	0	0	0
			Commodities Total	5,425	10,973	0	0	0
			Org Total	12,341	17,584	0	0	0
01352408	Police Patrol - Comm Policing	52302	Training/Travel/Mtgs - Per Diem	132	0	0	0	0
01352408	Police Patrol - Comm Policing	52303	Meals/Food/Refreshments	57	0	0	0	0
01352408	Police Patrol - Comm Policing	52304	Training/Mtgs - Registration	2,976	1,500	0	0	0
01352408	Police Patrol - Comm Policing	52306	Training/Travel - Airline	572	0	0	0	0
01352408	Police Patrol - Comm Policing	52312	Training/Travel - Taxi	32	0	0	0	0
01352408	Police Patrol - Comm Policing	52316	Training/Travel - Lodging	1,625	0	0	0	0
01352408	Police Patrol - Comm Policing	52820	Dues/Memberships	84	0	0	0	0
			Contractual Services Total	5,478	1,500	0	0	0
01352408	Police Patrol - Comm Policing	54342	Supplies - Other/misc	2,921	0	0	0	0
01352408	Police Patrol - Comm Policing	54442	Uniforms	1,323	696	0	0	0
			Commodities Total	4,244	696	0	0	0
			Org Total	9,722	2,196	0	0	0
01352409	Police Patrol - Training	52302	Training/Travel/Mtgs - Per Diem	556	0	0	0	0
01352409	Police Patrol - Training	52303	Meals/Food/Refreshments	134	53	0	0	0
01352409	Police Patrol - Training	52304	Training/Mtgs - Registration	5,119	7,169	0	0	0
01352409	Police Patrol - Training	52306	Training/Travel - Airline	328	860	0	0	0
01352409	Police Patrol - Training	52312	Training/Travel - Taxi	0	245	0	0	0
01352409	Police Patrol - Training	52314	Training/Travel - Tolls	13	0	0	0	0
01352409	Police Patrol - Training	52316	Training/Travel - Lodging	936	1,389	0	0	0
01352409	Police Patrol - Training	52318	Training/Travel - Rental Car	331	0	0	0	0
01352409	Police Patrol - Training	52322	Training - Materials	270	0	0	0	0
01352409	Police Patrol - Training	52324	Mileage - Other	57	40	0	0	0
01352409	Police Patrol - Training	52820	Dues/Memberships	45	0	0	0	0
			Contractual Services Total	7,789	9,756	0	0	0
01352409	Police Patrol - Training	54100	Equipment (commodities)	366	4,762			
01352409	Police Patrol - Training	54342	Supplies - Other/misc	45	40	0	0	0
01352409	Police Patrol - Training	54442	Uniforms	355	0	0	0	0
			Commodities Total	766	4,802	0	0	0
			Org Total	8,555	14,558	0	0	0
01352410	Police Patrol - DPU	52302	Training/Travel/Mtgs - Per Diem	0	855	0	0	0
01352410	Police Patrol - DPU	52304	Training/Mtgs - Registration	0	1,624	0	0	0
01352410	Police Patrol - DPU	52306	Training/Travel - Airline	0	1,131	0	0	0
01352410	Police Patrol - DPU	52312	Training/Travel - Taxi	0	75	0	0	0
01352410	Police Patrol - DPU	52316	Training/Travel - Lodging	0	2,522	0	0	0
01352410	Police Patrol - DPU	52324	Mileage - Other	0	18	0	0	0
			Contractual Services Total	0	6,225	0	0	0
01352410	Police Patrol - DPU	54100	Equipment (commodities)	0	331	0	0	0
01352410	Police Patrol - DPU	54442	Uniforms	0	437	0	0	0
			Commodities Total	0	768	0	0	0
			Org Total	0	6,993	0	0	0
			Police Total	14,060,769	14,486,970	16,283,309	16,315,040	16,944,213

ORG	ORG DESCRIPTION	OBJ	DESCRIPTION	2017 ACTUAL	2018 ACTUAL	2019 ORIGINAL BUDGET	2019 REVISED BUDGET	2020 BUDGET
01380000	Emergency Management	51100	Regular Salary/Wages	0	0	97,823	97,823	96,972
01380000	Emergency Management	51505	FICA/OADSI	0	0	6,065	6,065	6,012
01380000	Emergency Management	51510	FICA/MD	0	0	1,418	1,418	1,406
01380000	Emergency Management	51525	KP&F	0	0	22,626	22,626	21,266
01380000	Emergency Management	51530	Pension Plan	0	0	5,869	5,869	5,818
01380000	Emergency Management	51540	Workers Compensation	0	0	235	235	4,436
01380000	Emergency Management	51545	Unemployment	0	0	257	257	267
01380000	Emergency Management	51550	Health Insurance	0	0	10,750	10,750	10,000
01380000	Emergency Management	51555	Short Term Disability	0	0	32	32	32
01380000	Emergency Management	51565	Life Insurance	0	0	247	247	244
01380000	Emergency Management	51570	Employee Assistance Program	0	0	30	30	30
			Personal Services Total	0	0	145,352	145,352	146,483
01380000	Emergency Management	52300	Training/Travel/Meetings	0	0	5,000	5,000	6,000
01380000	Emergency Management	52320	Training/Mtgs - Hosted by City	0	0	5,000	5,000	4,000
01380000	Emergency Management	52820	Dues/Memberships	0	0	100	100	300
			Contractual Services Total	0	0	10,100	10,100	10,300
01380000	Emergency Management	54110	Equipment - Other Minor	0	0	140	140	300
01380000	Emergency Management	54336	Supplies - Office	0	0	1,000	1,000	1,000
01380000	Emergency Management	54442	Uniforms	0	0	325	325	325
			Commodities Total	0	0	1,465	1,465	1,625
			Emergency Management Total	0	0	156,917	156,917	158,408
01400000	Municipal Services Admin.	51100	Regular Salary/Wages	358,610	371,574	463,119	463,119	482,060
01400000	Municipal Services Admin.	51110	Overtime/Shift/Hazard	1,579	101	200	200	200
01400000	Municipal Services Admin.	51120	Allowances	10,638	10,365	8,712	8,712	8,511
01400000	Municipal Services Admin.	51123	Vacation Final Payout	0	842	0	0	0
01400000	Municipal Services Admin.	51505	FICA/OADSI	21,734	22,278	29,265	29,265	30,428
01400000	Municipal Services Admin.	51510	FICA/MD	5,083	5,210	6,845	6,845	7,117
01400000	Municipal Services Admin.	51515	Employers KPERS	32,484	35,798	46,684	46,684	47,163
01400000	Municipal Services Admin.	51530	Pension Plan	26,922	21,258	28,321	28,321	29,446
01400000	Municipal Services Admin.	51540	Workers Compensation	891	911	1,133	1,133	1,366
01400000	Municipal Services Admin.	51545	Unemployment	768	569	1,217	1,217	1,330
01400000	Municipal Services Admin.	51550	Health Insurance	83,255	69,446	70,413	70,413	65,500
01400000	Municipal Services Admin.	51555	Short Term Disability	183	175	210	210	210
01400000	Municipal Services Admin.	51565	Life Insurance	891	910	1,189	1,189	1,236
01400000	Municipal Services Admin.	51570	Employee Assistance Program	140	135	227	227	197
01400000	Municipal Services Admin.	51575	Other Benefits	177	0	0	0	0
			Personal Services Total	543,355	539,572	657,535	657,535	674,764
01400000	Municipal Services Admin.	52104	Animal Waste Disposal	90	543	0	0	0
01400000	Municipal Services Admin.	52156	Offsite Storage	3	107	0	0	0
01400000	Municipal Services Admin.	52159	Other Professional Services	4,082	4,118	5,500	5,500	5,500
01400000	Municipal Services Admin.	52302	Training/Travel/Mtgs - Per Diem	513	0	1,000	1,000	1,000
01400000	Municipal Services Admin.	52303	Meals/Food/Refreshments	954	1,052	5,000	5,000	5,000
01400000	Municipal Services Admin.	52304	Training/Mtgs - Registration	3,908	3,675	4,500	4,500	4,500
01400000	Municipal Services Admin.	52306	Training/Travel - Airline	462	0	2,000	2,000	2,000
01400000	Municipal Services Admin.	52308	Training/Travel - Mileage	0	0	200	200	200
01400000	Municipal Services Admin.	52310	Training/Travel - Parking	91	0	150	150	150
01400000	Municipal Services Admin.	52312	Training/Travel - Taxi	28	0	100	100	100
01400000	Municipal Services Admin.	52314	Training/Travel - Tolls	0	0	50	50	50
01400000	Municipal Services Admin.	52316	Training/Travel - Lodging	1,721	0	5,000	5,000	5,000
01400000	Municipal Services Admin.	52320	Training/Mtgs - Hosted by City	1,000	811	1,000	1,000	1,000
01400000	Municipal Services Admin.	52322	Training - Materials	0	102	300	300	300
01400000	Municipal Services Admin.	52810	Copying/Printings Services	62	0	0	0	0
01400000	Municipal Services Admin.	52820	Dues/Memberships	1,204	755	2,100	2,100	2,100
01400000	Municipal Services Admin.	52825	Association Dues	0	371	500	500	500
			Contractual Services Total	14,118	11,534	27,400	27,400	27,400
01400000	Municipal Services Admin.	54108	Equipment - Office	0	0	1,000	1,000	1,000
01400000	Municipal Services Admin.	54204	Software - Other	0	0	500	500	500
01400000	Municipal Services Admin.	54336	Supplies - Office	1,165	1,659	6,000	6,000	6,000
01400000	Municipal Services Admin.	54432	Recognition	596	314	2,000	2,000	2,000
01400000	Municipal Services Admin.	54446	Uniforms - Jackets/Bibs	230	358	2,000	2,000	2,000
01400000	Municipal Services Admin.	54448	Uniforms - Clothing	324	956	1,500	1,500	1,500
			Commodities Total	2,315	3,287	13,000	13,000	13,000
01400000	Municipal Services Admin.	55110	Equipment - Automotive	0	0	20,000	20,000	0
			Capital Total	0	0	20,000	20,000	0
			Org Total	559,788	554,393	717,935	717,935	715,164
01401501	Snow	51100	Regular Salary/Wages	63,412	75,652	75,000	75,000	75,000
01401501	Snow	51110	Overtime/Shift/Hazard	1,156	2,593	0	0	0
01401501	Snow	51505	FICA/OADSI	0	0	4,650	4,650	4,650
01401501	Snow	51510	FICA/MD	0	0	1,088	1,088	1,088
01401501	Snow	51515	Employers KPERS	0	0	7,418	7,418	7,208
01401501	Snow	51530	Pension Plan	1,275	0	4,500	4,500	4,500
01401501	Snow	51540	Workers Compensation	0	0	3,943	3,943	3,943

ORG	ORG DESCRIPTION	OBJ	DESCRIPTION	2017 ACTUAL	2018 ACTUAL	2019 ORIGINAL BUDGET	2019 REVISED BUDGET	2020 BUDGET
01401501	Snow	51545	Unemployment	0	0	0	0	207
01401501	Snow	51565	Life Insurance	0	0	189	189	189
			Personal Services Total	65,843	78,245	96,788	96,788	96,785
01401501	Snow	52159	Other Professional Services	0	0	10,000	10,000	0
			Contractual Services Total	0	0	10,000	10,000	0
01401501	Snow	54302	Supplies - Aggregates	92,034	156,100	280,000	280,000	310,000
01401501	Snow	54329	Supplies - Magnesium Chloride	26,453	48,289	50,000	50,000	50,000
			Commodities Total	118,487	204,389	330,000	330,000	360,000
			Org Total	184,330	282,634	436,788	436,788	456,785
01401502	Highways & Streets	51100	Regular Salary/Wages	921,846	954,486	1,056,496	1,056,496	1,046,273
01401502	Highways & Streets	51110	Overtime/Shift/Hazard	16,157	25,836	12,300	12,300	7,500
01401502	Highways & Streets	51120	Allowances	1,820	931	1,820	1,820	910
01401502	Highways & Streets	51123	Vacation Final Payout	0	522	0	0	0
01401502	Highways & Streets	51505	FICA/OADS	56,264	58,221	66,379	66,379	65,391
01401502	Highways & Streets	51510	FICA/MD	13,158	13,616	15,524	15,524	15,297
01401502	Highways & Streets	51515	Employers KPERS	83,644	93,905	105,884	105,884	101,358
01401502	Highways & Streets	51530	Pension Plan	68,678	54,911	64,237	64,237	63,283
01401502	Highways & Streets	51540	Workers Compensation	50,360	52,419	56,288	56,288	65,727
01401502	Highways & Streets	51545	Unemployment	1,987	1,489	2,775	2,775	2,885
01401502	Highways & Streets	51550	Health Insurance	276,368	261,566	225,750	225,750	210,000
01401502	Highways & Streets	51555	Short Term Disability	475	489	672	672	672
01401502	Highways & Streets	51565	Life Insurance	2,298	2,393	2,699	2,699	2,658
01401502	Highways & Streets	51570	Employee Assistance Program	521	537	660	660	630
01401502	Highways & Streets	51575	Other Benefits	310	669	0	0	0
			Personal Services Total	1,493,886	1,521,990	1,611,484	1,611,484	1,582,584
01401502	Highways & Streets	52104	Animal Waste Disposal	4,348	2,576	4,000	4,000	4,000
01401502	Highways & Streets	52121	Dumpster - Regular Trash	1,940	1,288	4,200	4,200	4,200
01401502	Highways & Streets	52122	Dumpster - Program	16,095	18,679	22,200	22,200	22,200
01401502	Highways & Streets	52146	Landfill disposal	16,130	23,131	19,900	19,900	19,900
01401502	Highways & Streets	52159	Other Professional Services	4,642	7,293	8,000	8,000	8,000
01401502	Highways & Streets	52184	Tub Grinder	9,879	2,650	10,300	10,300	10,300
01401502	Highways & Streets	52302	Training/Travel/Mtgs - Per Diem	278	152	1,300	1,300	1,300
01401502	Highways & Streets	52303	Meals/Food/Refreshments	845	1,157	1,500	1,500	1,500
01401502	Highways & Streets	52304	Training/Mtgs - Registration	4,735	2,505	8,300	8,300	8,300
01401502	Highways & Streets	52306	Training/Travel - Airline	0	0	2,000	2,000	2,000
01401502	Highways & Streets	52310	Training/Travel - Parking	8	0	100	100	100
01401502	Highways & Streets	52312	Training/Travel - Taxi	0	0	250	250	250
01401502	Highways & Streets	52314	Training/Travel - Tolls	6	3	100	100	100
01401502	Highways & Streets	52316	Training/Travel - Lodging	660	473	4,000	4,000	4,000
01401502	Highways & Streets	52320	Training/Mtgs - Hosted by City	2,150	16	4,400	4,400	4,400
01401502	Highways & Streets	52322	Training - Materials	127	242	1,200	1,200	1,200
01401502	Highways & Streets	52623	Rents - Facilities	12,000	14,400	14,400	14,400	14,400
01401502	Highways & Streets	52624	Rents - Equipment	314	62	6,000	6,000	6,000
01401502	Highways & Streets	52700	Repair/Maintenance	0	0	100,000	100,000	100,000
01401502	Highways & Streets	52704	Repair/Maint - Equipment	0	0	250	250	250
01401502	Highways & Streets	52820	Dues/Memberships	715	915	800	800	800
			Contractual Services Total	74,872	75,542	213,200	213,200	213,200
01401502	Highways & Streets	54110	Equipment - Other Minor	662	1,091	2,000	2,000	2,000
01401502	Highways & Streets	54114	Equipment - Tools (hand/power)	6,830	2,979	7,000	7,000	7,000
01401502	Highways & Streets	54302	Supplies - Aggregates	10,337	7,780	18,000	18,000	18,000
01401502	Highways & Streets	54304	Supplies - Asphalt	209,589	151,513	221,000	221,000	221,000
01401502	Highways & Streets	54306	Supplies - Asphalt Release	10,858	4,743	11,000	11,000	11,000
01401502	Highways & Streets	54312	Supplies - Concrete	2,442	2,806	15,000	15,000	15,000
01401502	Highways & Streets	54314	Supplies - Crack Seal	0	40,954	77,000	77,000	77,000
01401502	Highways & Streets	54320	Supplies - Field	1,039	375	1,500	1,500	1,500
01401502	Highways & Streets	54322	Supplies - Ground	3,867	2,799	7,550	7,550	7,550
01401502	Highways & Streets	54324	Supplies - Herbicides	5,377	4,737	5,100	5,100	5,100
01401502	Highways & Streets	54326	Supplies - Iron/Steel	112	1,369	1,250	1,250	1,250
01401502	Highways & Streets	54328	Supplies - Lumber	181	575	3,000	3,000	3,000
01401502	Highways & Streets	54330	Supplies - Medical (disposable)	0	0	200	200	200
01401502	Highways & Streets	54334	Supplies - Motor Vehicle	0	0	600	600	600
01401502	Highways & Streets	54336	Supplies - Office	181	148	500	500	500
01401502	Highways & Streets	54338	Supplies - Oil Tack	5,709	5,712	9,000	9,000	9,000
01401502	Highways & Streets	54340	Supplies - Operational	0	10	0	0	0
01401502	Highways & Streets	54342	Supplies - Other/misc	4,590	3,244	11,700	11,700	11,700
01401502	Highways & Streets	54348	Supplies - Propane	3,776	2,020	6,000	6,000	6,000
01401502	Highways & Streets	54352	Supplies - Soil	0	0	1,200	1,200	1,200
01401502	Highways & Streets	54358	Supplies - Street	2,122	6,624	18,000	18,000	18,000
01401502	Highways & Streets	54444	Uniforms - Boots	2,549	2,549	3,500	3,500	3,500
01401502	Highways & Streets	54446	Uniforms - Jackets/Bibs	1,128	1,023	1,200	1,200	1,200
01401502	Highways & Streets	54448	Uniforms - Clothing	7,670	8,146	8,300	8,300	8,300
			Commodities Total	279,019	251,197	429,600	429,600	429,600
01401502	Highways & Streets	55115	Equipment - Heavy Motorized	0	121,968	0	0	0
01401502	Highways & Streets	55125	Equipment - Other Capital	0	195,777	0	52,265	0
			Capital Total	0	317,745	0	52,265	0
			Org Total	1,847,777	2,166,474	2,254,284	2,306,549	2,225,384

ORG	ORG DESCRIPTION	OBJ	DESCRIPTION	2017	2018	2019	2019	2020
				ACTUAL	ACTUAL	ORIGINAL BUDGET	REVISED BUDGET	BUDGET
01402503	Street Lights	52159	Other Professional Services	1,507	0	2,000	2,000	2,000
01402503	Street Lights	52431	Maint Agrmnt - Street Lights	1,240	9,240	302,000	302,000	302,000
01402503	Street Lights	52510	Electricity	400,851	429,571	400,000	400,000	400,000
01402503	Street Lights	52625	Rents - Other	107,950	63,225	80,000	80,000	80,000
			Contractual Services Total	511,548	502,036	784,000	784,000	784,000
01402503	Street Lights	54340	Supplies - Operational	74,582	49,015	85,000	85,000	85,000
01402503	Street Lights	54446	Uniforms - Jackets/Bibs	0	393	0	0	0
			Commodities Total	74,582	49,408	85,000	85,000	85,000
			Org Total	586,130	551,444	869,000	869,000	869,000
01402504	Traffic	51100	Regular Salary/Wages	295,694	322,751	331,514	331,514	344,385
01402504	Traffic	51110	Overtime/Shift/Hazard	3,028	5,195	5,350	5,350	5,500
01402504	Traffic	51120	Allowances	2,548	2,558	2,548	2,548	2,548
01402504	Traffic	51505	FICA/OADSI	17,823	19,560	21,043	21,043	21,852
01402504	Traffic	51510	FICA/MD	4,168	4,574	4,923	4,923	5,110
01402504	Traffic	51515	Employers KPERS	26,674	31,301	33,569	33,569	33,869
01402504	Traffic	51530	Pension Plan	22,478	19,210	20,366	20,366	21,146
01402504	Traffic	51540	Workers Compensation	11,112	12,088	12,397	12,397	15,238
01402504	Traffic	51545	Unemployment	628	499	871	871	949
01402504	Traffic	51550	Health Insurance	84,499	67,671	53,750	53,750	50,000
01402504	Traffic	51555	Short Term Disability	118	118	160	160	160
01402504	Traffic	51565	Life Insurance	731	795	855	855	888
01402504	Traffic	51570	Employee Assistance Program	130	130	150	150	150
01402504	Traffic	51575	Other Benefits	204	59	0	0	0
			Personal Services Total	469,835	486,509	487,496	487,496	501,795
01402504	Traffic	52159	Other Professional Services	13,708	12,015	85,000	85,000	85,000
01402504	Traffic	52160	Payments To Other Agencies	43,812	42,825	45,000	45,000	45,000
01402504	Traffic	52302	Training/Travel/Mtgs - Per Diem	0	0	1,000	1,000	1,000
01402504	Traffic	52304	Training/Mtgs - Registration	680	1,925	3,500	3,500	3,500
01402504	Traffic	52306	Training/Travel - Airline	0	0	600	600	600
01402504	Traffic	52310	Training/Travel - Parking	0	0	50	50	50
01402504	Traffic	52312	Training/Travel - Taxi	0	0	100	100	100
01402504	Traffic	52314	Training/Travel - Tolls	0	4	100	100	100
01402504	Traffic	52316	Training/Travel - Lodging	0	0	1,900	1,900	1,900
01402504	Traffic	52322	Training - Materials	0	2,700	0	0	0
01402504	Traffic	52510	Electricity	62,627	60,986	80,000	80,000	80,000
01402504	Traffic	52563	Computer/Data Processing	0	1,110	5,000	5,000	5,000
01402504	Traffic	52624	Rents - Equipment	575	575	2,000	2,000	2,000
01402504	Traffic	52704	Repair/Maint - Equipment	423	0	2,000	2,000	2,000
01402504	Traffic	52810	Copying/Printings Services	268	262	300	300	300
01402504	Traffic	52820	Dues/Memberships	1,160	1,000	1,500	1,500	1,500
01402504	Traffic	52850	Postage/Shipping	0	63	250	250	250
			Contractual Services Total	123,253	123,465	228,300	228,300	228,300
01402504	Traffic	54110	Equipment - Other Minor	17,408	42,258	0	0	0
01402504	Traffic	54114	Equipment - Tools (hand/power)	593	12,483	7,000	7,000	12,000
01402504	Traffic	54204	Software - Other	595	0	8,500	8,500	6,500
01402504	Traffic	54326	Supplies - Iron/Steel	58,079	16,889	60,000	60,000	60,000
01402504	Traffic	54334	Supplies - Motor Vehicle	40	0	0	0	0
01402504	Traffic	54336	Supplies - Office	52	18	500	500	500
01402504	Traffic	54340	Supplies - Operational	95,671	37,143	100,000	100,000	100,000
01402504	Traffic	54342	Supplies - Other/misc	21,307	5,912	23,000	23,000	20,000
01402504	Traffic	54444	Uniforms - Boots	680	650	1,000	1,000	1,000
01402504	Traffic	54446	Uniforms - Jackets/Bibs	269	382	1,000	1,000	1,000
01402504	Traffic	54448	Uniforms - Clothing	1,564	1,596	2,000	2,000	2,000
			Commodities Total	196,258	117,331	203,000	203,000	203,000
			Org Total	789,346	727,305	918,796	918,796	933,095
01403500	Facilities	51100	Regular Salary/Wages	326,165	368,936	414,329	414,329	433,123
01403500	Facilities	51110	Overtime/Shift/Hazard	2,465	4,870	15,000	15,000	7,500
01403500	Facilities	51120	Allowances	3,112	3,124	3,112	3,112	3,112
01403500	Facilities	51505	FICA/OADSI	19,780	22,309	26,811	26,811	27,512
01403500	Facilities	51510	FICA/MD	4,626	5,217	6,272	6,272	6,433
01403500	Facilities	51515	Employers KPERS	29,532	35,902	42,769	42,769	42,643
01403500	Facilities	51530	Pension Plan	22,962	18,865	25,947	25,947	26,625
01403500	Facilities	51540	Workers Compensation	10,529	10,910	12,566	12,566	15,230
01403500	Facilities	51545	Unemployment	696	571	1,088	1,088	1,193
01403500	Facilities	51550	Health Insurance	107,012	102,154	86,000	86,000	80,000
01403500	Facilities	51555	Short Term Disability	153	166	256	256	256
01403500	Facilities	51565	Life Insurance	804	912	1,090	1,090	1,119
01403500	Facilities	51570	Employee Assistance Program	168	182	240	240	240
01403500	Facilities	51575	Other Benefits	266	169	0	0	0
			Personal Services Total	528,270	574,287	635,480	635,480	644,986
01403500	Facilities	52159	Other Professional Services	116,991	140,149	150,000	150,000	170,000
01403500	Facilities	52300	Training/Travel/Meetings	0	0	2,000	2,000	2,000

ORG	ORG DESCRIPTION	OBJ	DESCRIPTION	2017	2018	2019	2019	2020
				ACTUAL	ACTUAL	ORIGINAL BUDGET	REVISED BUDGET	BUDGET
01403500	Facilities	52302	Training/Travel/Mtgs - Per Diem	0	193	1,000	1,000	1,000
01403500	Facilities	52303	Meals/Food/Refreshments	0	0	500	500	500
01403500	Facilities	52304	Training/Mtgs - Registration	1,000	3,795	2,000	2,000	2,000
01403500	Facilities	52306	Training/Travel - Airline	0	379	1,000	1,000	1,000
01403500	Facilities	52310	Training/Travel - Parking	0	30	100	100	100
01403500	Facilities	52312	Training/Travel - Taxi	0	60	250	250	250
01403500	Facilities	52314	Training/Travel - Tolls	6	0	50	50	50
01403500	Facilities	52316	Training/Travel - Lodging	0	719	2,000	2,000	2,000
01403500	Facilities	52320	Training/Mtgs - Hosted by City	2,000	0	1,000	1,000	1,000
01403500	Facilities	52322	Training - Materials	0	0	1,000	1,000	1,000
01403500	Facilities	52415	Maint Agrmnt - Equipment	15,353	19,953	80,000	80,000	80,000
01403500	Facilities	52454	Maint Agrmnt - Other Software	14,437	13,800	20,000	20,000	20,000
01403500	Facilities	52510	Electricity	844,488	936,409	990,000	990,000	950,000
01403500	Facilities	52515	Gas	114,609	133,924	160,000	160,000	150,000
01403500	Facilities	52535	Trash	33,243	46,028	45,000	45,000	45,000
01403500	Facilities	52540	Wastewater	53,243	65,736	70,000	70,000	70,000
01403500	Facilities	52545	Water	216,548	346,305	275,000	275,000	350,000
01403500	Facilities	52624	Rents - Equipment	0	102	9,000	9,000	9,000
01403500	Facilities	52820	Dues/Memberships	838	542	900	900	900
Contractual Services Total				1,412,756	1,708,124	1,810,800	1,810,800	1,855,800
01403500	Facilities	54114	Equipment - Tools (hand/power)	4,350	3,768	5,000	5,000	5,000
01403500	Facilities	54318	Supplies - Facilities	76,128	88,784	95,000	95,000	105,000
01403500	Facilities	54336	Supplies - Office	0	17	0	0	0
01403500	Facilities	54342	Supplies - Other/misc	526	101	500	500	500
01403500	Facilities	54442	Uniforms	122	0	0	0	0
01403500	Facilities	54444	Uniforms - Boots	865	636	1,000	1,000	1,000
01403500	Facilities	54446	Uniforms - Jackets/Bibs	0	37	1,000	1,000	1,000
01403500	Facilities	54448	Uniforms - Clothing	1,355	2,317	2,200	2,200	2,200
Commodities Total				83,346	95,660	104,700	104,700	114,700
Org Total				2,024,372	2,378,071	2,550,980	2,550,980	2,615,486
01404000	Fleet	51100	Regular Salary/Wages	548,331	581,342	602,586	602,586	624,772
01404000	Fleet	51110	Overtime/Shift/Hazard	2,029	3,890	15,000	15,000	15,000
01404000	Fleet	51120	Allowances	10,510	10,514	11,710	11,710	10,510
01404000	Fleet	51505	FICA/OADS	33,306	35,148	39,016	39,016	40,319
01404000	Fleet	51510	FICA/MD	7,789	8,220	9,126	9,126	9,429
01404000	Fleet	51515	Employers KPERS	49,822	56,870	62,240	62,240	62,493
01404000	Fleet	51530	Pension Plan	39,650	32,186	37,756	37,756	39,017
01404000	Fleet	51540	Workers Compensation	14,103	14,930	15,622	15,622	19,087
01404000	Fleet	51545	Unemployment	1,173	896	1,581	1,581	1,722
01404000	Fleet	51550	Health Insurance	144,173	125,864	107,500	107,500	100,000
01404000	Fleet	51555	Short Term Disability	237	237	320	320	320
01404000	Fleet	51565	Life Insurance	1,365	1,445	1,586	1,586	1,639
01404000	Fleet	51570	Employee Assistance Program	260	260	300	300	300
01404000	Fleet	51575	Other Benefits	66	465	0	0	0
Personal Services Total				852,814	872,267	904,343	904,343	924,608
01404000	Fleet	52148	Laundry/Sanitation Services	8,965	10,800	10,000	10,000	10,000
01404000	Fleet	52159	Other Professional Services	2,347	3,154	2,500	2,500	2,500
01404000	Fleet	52300	Training/Travel/Meetings	0	780	0	0	0
01404000	Fleet	52302	Training/Travel/Mtgs - Per Diem	914	150	1,700	1,700	1,700
01404000	Fleet	52303	Meals/Food/Refreshments	0	0	200	200	200
01404000	Fleet	52304	Training/Mtgs - Registration	3,035	5,219	5,600	5,600	5,600
01404000	Fleet	52306	Training/Travel - Airline	0	0	2,800	2,800	2,800
01404000	Fleet	52310	Training/Travel - Parking	0	37	0	0	0
01404000	Fleet	52312	Training/Travel - Taxi	0	0	200	200	200
01404000	Fleet	52316	Training/Travel - Lodging	521	315	4,000	4,000	4,000
01404000	Fleet	52320	Training/Mtgs - Hosted by City	0	0	250	250	250
01404000	Fleet	52322	Training - Materials	52	1,111	500	500	500
01404000	Fleet	52620	Rents/Leases	0	0	20,000	20,000	20,000
01404000	Fleet	52625	Rents - Other	1,681	1,484	1,600	1,600	1,600
01404000	Fleet	52700	Repair/Maintenance	0	0	0	0	0
01404000	Fleet	52702	Repair/Maint - Facilities	1,259	4,789	5,000	5,000	5,000
01404000	Fleet	52704	Repair/Maint - Equipment	14,067	11,134	15,000	15,000	15,000
01404000	Fleet	52706	Repair/Maint - Automotive	12,935	18,286	37,000	37,000	37,000
01404000	Fleet	52800	Advertising/Publications	43	0	0	0	0
01404000	Fleet	52810	Copying/Printings Services	0	0	500	500	500
01404000	Fleet	52820	Dues/Memberships	450	410	500	500	500
01404000	Fleet	52850	Postage/Shipping	93	94	0	0	0
Contractual Services Total				46,362	57,763	107,350	107,350	107,350
01404000	Fleet	54104	Equipment - Automotive	8,399	7,761	20,000	20,000	20,000
01404000	Fleet	54110	Equipment - Other Minor	262	2,360	1,500	1,500	1,500
01404000	Fleet	54112	Equipment - Shop	2,672	26,043	17,000	17,000	17,000
01404000	Fleet	54114	Equipment - Tools (hand/power)	1,109	720	1,000	1,000	1,000
01404000	Fleet	54204	Software - Other	0	0	5,000	5,000	5,000
01404000	Fleet	54326	Supplies - Iron/Steel	4,624	6,671	8,000	8,000	8,000
01404000	Fleet	54330	Supplies - Medical (disposable)	0	0	100	100	100
01404000	Fleet	54334	Supplies - Motor Vehicle	344,294	369,350	330,000	330,000	330,000

ORG	ORG DESCRIPTION	OBJ	DESCRIPTION	2017	2018	2019	2019	2020
				ACTUAL	ACTUAL	ORIGINAL BUDGET	REVISED BUDGET	BUDGET
01404000	Fleet	54336	Supplies - Office	88	244	400	400	400
01404000	Fleet	54342	Supplies - Other/misc	4,199	10,742	7,000	7,000	7,000
01404000	Fleet	54405	Books/Videos	34	160	750	750	750
01404000	Fleet	54420	Fuel	342,256	415,810	610,000	610,000	610,000
01404000	Fleet	54442	Uniforms	48	0	0	0	0
01404000	Fleet	54444	Uniforms - Boots	988	917	1,400	1,400	1,400
01404000	Fleet	54446	Uniforms - Jackets/Bibs	246	0	1,000	1,000	1,000
01404000	Fleet	54448	Uniforms - Clothing	615	550	1,500	1,500	1,500
			Commodities Total	709,834	841,328	1,004,650	1,004,650	1,004,650
01404000	Fleet	55110	Equipment - Automotive	0	37,190	29,000	124,492	691,279
01404000	Fleet	55115	Equipment - Heavy Motorized	20,301	0	0	0	0
01404000	Fleet	55125	Equipment - Other Capital	150,659	0	0	0	0
01404000	Fleet	55230	Software - Other	5,050	8,328	0	0	0
01404000	Fleet	55305	Building	485	177	0	0	0
			Capital Total	176,495	45,695	29,000	124,492	691,279
			Org Total	1,785,505	1,817,053	2,045,343	2,140,835	2,727,887
01406000	Parking Structure	52100	Services	0	0	20,000	20,000	20,000
01406000	Parking Structure	52400	Maintenance Agreement	0	0	10,000	10,000	10,000
01406000	Parking Structure	52702	Repair/Maint - Facilities	0	0	20,000	20,000	20,000
			Contractual Services Total	0	0	50,000	50,000	50,000
01406000	Parking Structure	54300	Supplies	0	0	15,000	15,000	15,000
			Commodities Total	0	0	15,000	15,000	15,000
01406000	Parking Structure	55305	Building	0	0	25,000	25,000	25,000
			Capital Total	0	0	25,000	25,000	25,000
			Org Total	0	0	90,000	90,000	90,000
			Municipal Services Total	7,777,248	8,477,374	9,883,126	10,030,883	10,632,801
01500000	Parks & Rec. Administration	51100	Regular Salary/Wages	485,144	535,352	551,005	551,005	582,274
01500000	Parks & Rec. Administration	51110	Overtime/Shift/Hazard	5,231	5,140	0	0	5,000
01500000	Parks & Rec. Administration	51120	Allowances	11,569	11,593	11,548	11,548	12,748
01500000	Parks & Rec. Administration	51123	Vacation Final Payout	0	5,225	0	0	0
01500000	Parks & Rec. Administration	51505	FICA/OADSI	28,875	30,803	34,877	34,877	37,201
01500000	Parks & Rec. Administration	51510	FICA/MD	6,923	7,603	8,157	8,157	8,702
01500000	Parks & Rec. Administration	51515	Employers KPERS	41,469	50,496	52,682	52,682	54,745
01500000	Parks & Rec. Administration	51520	Employers KPERS W@R	1,480	0	0	0	0
01500000	Parks & Rec. Administration	51530	Pension Plan	34,519	30,280	29,053	29,053	31,160
01500000	Parks & Rec. Administration	51540	Workers Compensation	2,757	1,314	1,350	1,350	1,687
01500000	Parks & Rec. Administration	51545	Unemployment	1,042	824	1,446	1,446	1,606
01500000	Parks & Rec. Administration	51550	Health Insurance	98,407	83,938	59,125	59,125	65,000
01500000	Parks & Rec. Administration	51555	Short Term Disability	142	142	176	176	208
01500000	Parks & Rec. Administration	51565	Life Insurance	1,015	1,103	1,220	1,220	1,309
01500000	Parks & Rec. Administration	51570	Employee Assistance Program	212	219	345	345	375
01500000	Parks & Rec. Administration	51575	Other Benefits	13	136	0	0	0
			Personal Services Total	718,798	764,168	750,984	750,984	802,015
01500000	Parks & Rec. Administration	52156	Offsite Storage	15	0	0	0	0
01500000	Parks & Rec. Administration	52159	Other Professional Services	300	0	0	0	0
01500000	Parks & Rec. Administration	52166	Photography Services	0	0	68	68	68
01500000	Parks & Rec. Administration	52300	Training/Travel/Meetings	0	554	4,434	4,434	500
01500000	Parks & Rec. Administration	52302	Training/Travel/Mtgs - Per Diem	697	193	0	0	200
01500000	Parks & Rec. Administration	52303	Meals/Food/Refreshments	3,268	3,063	0	0	3,335
01500000	Parks & Rec. Administration	52304	Training/Mtgs - Registration	3,935	1,644	0	0	2,000
01500000	Parks & Rec. Administration	52306	Training/Travel - Airline	1,049	0	0	0	500
01500000	Parks & Rec. Administration	52308	Training/Travel - Mileage	117	0	0	0	0
01500000	Parks & Rec. Administration	52314	Training/Travel - Tolls	6	49	0	0	50
01500000	Parks & Rec. Administration	52316	Training/Travel - Lodging	1,475	436	0	0	500
01500000	Parks & Rec. Administration	52320	Training/Mtgs - Hosted by City	0	0	3,335	3,335	0
01500000	Parks & Rec. Administration	52530	Telephone	0	0	1,191	1,191	0
01500000	Parks & Rec. Administration	52624	Rents - Equipment	0	0	1,602	1,602	0
01500000	Parks & Rec. Administration	52704	Repair/Maint - Equipment	0	0	96	96	96
01500000	Parks & Rec. Administration	52800	Advertising/Publications	330	839	500	500	500
01500000	Parks & Rec. Administration	52820	Dues/Memberships	3,515	3,141	4,925	4,925	7,145
01500000	Parks & Rec. Administration	52850	Postage/Shipping	4	20	4,873	4,873	0
			Contractual Services Total	14,711	9,939	21,024	21,024	14,894
01500000	Parks & Rec. Administration	54300	Supplies	0	0	1,500	1,500	1,500
01500000	Parks & Rec. Administration	54318	Supplies - Facilities	0	0	11	11	11
01500000	Parks & Rec. Administration	54334	Supplies - Motor Vehicle	0	0	88	88	88
01500000	Parks & Rec. Administration	54336	Supplies - Office	886	507	698	698	698
01500000	Parks & Rec. Administration	54340	Supplies - Operational	658	1,494	1,136	1,136	1,136
01500000	Parks & Rec. Administration	54342	Supplies - Other/misc	0	0	88	88	88
01500000	Parks & Rec. Administration	54442	Uniforms	0	597	1,363	1,363	1,363
			Commodities Total	1,544	2,598	4,884	4,884	4,884
			Org Total	735,053	776,705	776,892	776,892	821,793

ORG	ORG DESCRIPTION	OBJ	DESCRIPTION	2017	2018	2019	2019	2020
				ACTUAL	ACTUAL	ORIGINAL BUDGET	REVISED BUDGET	BUDGET
01501000	Parks Maint. Administration	51100	Regular Salary/Wages	1,249,447	1,392,573	1,550,272	1,550,272	1,647,471
01501000	Parks Maint. Administration	51110	Overtime/Shift/Hazard	53,145	78,051	81,284	81,284	82,000
01501000	Parks Maint. Administration	51120	Allowances	6,814	8,474	9,100	9,100	10,010
01501000	Parks Maint. Administration	51123	Vacation Final Payout	0	2,636	0	0	0
01501000	Parks Maint. Administration	51505	FICA/OADSI	78,853	89,003	101,719	101,719	107,847
01501000	Parks Maint. Administration	51510	FICA/MD	18,441	20,815	23,793	23,793	25,220
01501000	Parks Maint. Administration	51515	Employers KPERS	101,033	126,784	141,744	141,744	147,081
01501000	Parks Maint. Administration	51530	Pension Plan	83,678	73,508	85,996	85,996	91,834
01501000	Parks Maint. Administration	51540	Workers Compensation	26,843	31,233	34,463	34,463	41,498
01501000	Parks Maint. Administration	51545	Unemployment	2,788	2,281	4,071	4,071	4,544
01501000	Parks Maint. Administration	51550	Health Insurance	350,414	309,919	311,750	311,750	300,000
01501000	Parks Maint. Administration	51555	Short Term Disability	602	675	928	928	960
01501000	Parks Maint. Administration	51565	Life Insurance	2,768	3,224	3,612	3,612	3,786
01501000	Parks Maint. Administration	51570	Employee Assistance Program	656	740	930	930	960
01501000	Parks Maint. Administration	51575	Other Benefits	172	279	0	0	0
			Personal Services Total	1,975,654	2,140,195	2,349,662	2,349,662	2,463,211
01501000	Parks Maint. Administration	52159	Other Professional Services	0	0	1,053	1,053	1,053
01501000	Parks Maint. Administration	52300	Training/Travel/Meetings	15,390	17,561	22,127	22,127	0
01501000	Parks Maint. Administration	52302	Training/Travel/Mtgs - Per Diem	0	6	0	0	1,800
01501000	Parks Maint. Administration	52303	Meals/Food/Refreshments	0	3	0	0	250
01501000	Parks Maint. Administration	52304	Training/Mtgs - Registration	0	0	0	0	7,800
01501000	Parks Maint. Administration	52306	Training/Travel - Airline	0	0	0	0	1,500
01501000	Parks Maint. Administration	52308	Training/Travel - Mileage	0	0	0	0	250
01501000	Parks Maint. Administration	52310	Training/Travel - Parking	0	0	0	0	100
01501000	Parks Maint. Administration	52312	Training/Travel - Taxi	0	0	0	0	150
01501000	Parks Maint. Administration	52314	Training/Travel - Tolls	0	0	0	0	50
01501000	Parks Maint. Administration	52316	Training/Travel - Lodging	0	0	0	0	4,777
01501000	Parks Maint. Administration	52318	Training/Travel - Rental Car	0	0	0	0	100
01501000	Parks Maint. Administration	52320	Training/Mtgs - Hosted by City	0	0	53	53	50
01501000	Parks Maint. Administration	52322	Training - Materials	0	0	0	0	500
01501000	Parks Maint. Administration	52324	Mileage - Other	0	0	0	0	100
01501000	Parks Maint. Administration	52400	Maintenance Agreement	143,810	79,509	159,936	159,936	155,895
01501000	Parks Maint. Administration	52530	Telephone	0	0	9,335	9,335	0
01501000	Parks Maint. Administration	52624	Rents - Equipment	0	0	1,097	1,097	0
01501000	Parks Maint. Administration	52702	Repair/Maint - Facilities	0	0	316	316	0
01501000	Parks Maint. Administration	52704	Repair/Maint - Equipment	0	0	211	211	0
01501000	Parks Maint. Administration	52708	Repair/Maint - Art	0	0	4,500	4,500	4,500
01501000	Parks Maint. Administration	52800	Advertising/Publications	0	0	105	105	105
01501000	Parks Maint. Administration	52820	Dues/Memberships	0	30	563	563	500
01501000	Parks Maint. Administration	52840	Licenses/Certifications	0	0	0	0	4,700
			Contractual Services Total	159,200	97,109	199,296	199,296	184,180
01501000	Parks Maint. Administration	54110	Equipment - Other Minor	0	10,052	0	0	0
01501000	Parks Maint. Administration	54330	Supplies - Medical (disposable)	810	889	1,789	1,789	1,789
01501000	Parks Maint. Administration	54334	Supplies - Motor Vehicle	0	0	72	72	0
01501000	Parks Maint. Administration	54336	Supplies - Office	0	0	108	108	0
01501000	Parks Maint. Administration	54340	Supplies - Operational	16,757	13,285	19,921	19,921	20,101
01501000	Parks Maint. Administration	54442	Uniforms	0	0	550	550	12,120
01501000	Parks Maint. Administration	54444	Uniforms - Boots	19,538	17,170	17,120	17,120	5,000
			Commodities Total	37,105	41,396	39,560	39,560	39,010
01501000	Parks Maint. Administration	55305	Building	0	65,000	0	0	0
			Capital Total	0	65,000	0	0	0
			Org Total	2,171,959	2,343,700	2,588,518	2,588,518	2,686,401
01501500	Parks Maint. Facilities	52159	Other Professional Services	80	0	0	0	0
01501500	Parks Maint. Facilities	52420	Maint Agrmnt - Facility	69,921	81,008	116,580	125,254	150,580
01501500	Parks Maint. Facilities	52624	Rents - Equipment	7,271	5,389	9,794	9,794	9,794
01501500	Parks Maint. Facilities	52702	Repair/Maint - Facilities	780	0	1,000	1,000	0
01501500	Parks Maint. Facilities	52820	Dues/Memberships	0	15	0	0	0
			Contractual Services Total	78,052	86,412	127,374	136,048	160,374
01501500	Parks Maint. Facilities	54110	Equipment - Other Minor	4,886	11,123	3,571	3,571	3,571
01501500	Parks Maint. Facilities	54114	Equipment - Tools (hand/power)	22,522	0	0	0	0
01501500	Parks Maint. Facilities	54340	Supplies - Operational	93,020	88,622	95,185	95,185	95,185
01501500	Parks Maint. Facilities	54342	Supplies - Other/misc	0	48	0	0	0
			Commodities Total	120,428	99,793	98,756	98,756	98,756
01501500	Parks Maint. Facilities	55125	Equipment - Other Capital	24,430	27,740	25,000	25,000	25,000
			Capital Total	24,430	27,740	25,000	25,000	25,000
			Org Total	222,910	213,945	251,130	259,804	284,130
01501601	Parks Maint. Turf	52702	Repair/Maint - Facilities	237,929	272,900	308,049	330,189	341,649
01501601	Parks Maint. Turf	52800	Advertising/Publications	0	0	61	61	0
			Contractual Services Total	237,929	272,900	308,110	330,250	341,649
01501601	Parks Maint. Turf	54110	Equipment - Other Minor	7,086	8,630	7,780	7,780	7,841

ORG	ORG DESCRIPTION	OBJ	DESCRIPTION	2017	2018	2019	2019	2020
				ACTUAL	ACTUAL	ORIGINAL BUDGET	REVISED BUDGET	BUDGET
01501601	Parks Maint. Turf	54322	Supplies - Ground	79,802	100,205	102,055	102,055	109,315
			Commodities Total	86,888	108,835	109,835	109,835	117,156
			Org Total	324,817	381,735	417,945	440,085	458,805
01501602	Parks Maint. Landscape	52702	Repair/Maint - Facilities	171,821	156,750	171,059	181,409	180,509
			Contractual Services Total	171,821	156,750	171,059	181,409	180,509
01501602	Parks Maint. Landscape	54110	Equipment - Other Minor	2,578	2,234	2,584	2,584	2,584
01501602	Parks Maint. Landscape	54322	Supplies - Ground	41,069	37,839	41,561	41,561	41,561
01501602	Parks Maint. Landscape	54342	Supplies - Other/misc.	261	0	0	0	0
			Commodities Total	43,908	40,073	44,145	44,145	44,145
			Org Total	215,729	196,823	215,204	225,554	224,654
01501612	Parks Building Services	51100	Regular Salary/Wages	363,373	410,090	526,141	493,201	455,346
01501612	Parks Building Services	51110	Overtime/Shift/Hazard	19,787	15,720	11,045	11,045	11,000
01501612	Parks Building Services	51120	Allowances	3,606	3,993	4,220	4,220	3,310
01501612	Parks Building Services	51123	Vacation Final Payout	0	666	0	0	0
01501612	Parks Building Services	51505	FICA/OADSI	23,000	25,593	33,571	33,571	29,119
01501612	Parks Building Services	51510	FICA/MD	5,379	5,986	7,850	7,850	6,810
01501612	Parks Building Services	51515	Employers KPERS	29,288	34,186	43,291	43,291	38,319
01501612	Parks Building Services	51520	Employers KPERS W@R	1,338	1,597	3,100	3,100	5,624
01501612	Parks Building Services	51530	Pension Plan	20,260	17,392	23,963	23,963	21,241
01501612	Parks Building Services	51540	Workers Compensation	12,653	14,046	17,663	17,663	17,716
01501612	Parks Building Services	51545	Unemployment	812	657	1,382	1,382	1,255
01501612	Parks Building Services	51550	Health Insurance	96,206	87,336	107,500	107,500	80,000
01501612	Parks Building Services	51555	Short Term Disability	199	197	320	320	256
01501612	Parks Building Services	51565	Life Insurance	774	802	1,008	1,008	893
01501612	Parks Building Services	51570	Employee Assistance Program	240	276	540	540	420
01501612	Parks Building Services	51575	Other Benefits	152	25	0	0	0
			Personal Services Total	577,067	618,562	781,594	748,654	671,309
01501612	Parks Building Services	52148	Laundry/Sanitation Services	2,569	3,435	4,000	4,000	2,000
01501612	Parks Building Services	52159	Other Professional Services	12,528	24,999	24,961	57,901	59,901
01501612	Parks Building Services	52300	Training/Travel/Meetings	1,203	3,209	3,200	3,200	0
01501612	Parks Building Services	52302	Training/Travel/Mtgs - Per Diem	0	0	0	0	300
01501612	Parks Building Services	52303	Meals/Food/Refreshments	0	0	0	0	475
01501612	Parks Building Services	52304	Training/Mtgs - Registration	0	0	0	0	525
01501612	Parks Building Services	52306	Training/Travel - Airline	0	0	0	0	600
01501612	Parks Building Services	52310	Training/Travel - Parking	0	0	0	0	50
01501612	Parks Building Services	52312	Training/Travel - Taxi	0	0	0	0	50
01501612	Parks Building Services	52316	Training/Travel - Lodging	0	0	0	0	1,372
01501612	Parks Building Services	52530	Telephone	0	0	172	172	0
01501612	Parks Building Services	52624	Rents - Equipment	0	3,116	10,584	10,584	0
01501612	Parks Building Services	52702	Repair/Maint - Facilities	0	3,823	3,950	3,950	14,534
01501612	Parks Building Services	52704	Repair/Maint - Equipment	1,958	1,908	2,067	2,067	2,067
01501612	Parks Building Services	52820	Dues/Memberships	570	664	1,730	1,730	1,730
			Contractual Services Total	18,828	41,154	50,664	83,604	83,604
01501612	Parks Building Services	54110	Equipment - Other Minor	4,851	3,789	5,500	5,500	5,500
01501612	Parks Building Services	54300	Supplies	23,530	24,049	24,100	24,100	52,515
01501612	Parks Building Services	54318	Supplies - Facilities	7,620	6,946	8,000	8,000	0
01501612	Parks Building Services	54322	Supplies - Ground	20,118	20,263	20,415	20,415	0
01501612	Parks Building Services	54340	Supplies - Operational	4,511	9,570	8,740	8,740	8,740
01501612	Parks Building Services	54442	Uniforms	3,264	2,536	5,078	5,078	5,078
01501612	Parks Building Services	54444	Uniforms - Boots	1,259	346	1,175	1,175	1,175
			Commodities Total	65,153	67,499	73,008	73,008	73,008
01501612	Parks Building Services	55125	Equipment - Other Capital	12,385	8,493	12,906	12,906	12,906
			Capital Total	12,385	8,493	12,906	12,906	12,906
			Org Total	673,433	735,708	918,172	918,172	840,827
01502000	Parks Prog. Administration	51100	Regular Salary/Wages	299,606	306,669	323,888	323,888	335,498
01502000	Parks Prog. Administration	51110	Overtime/Shift/Hazard	0	0	4,952	4,952	0
01502000	Parks Prog. Administration	51120	Allowances	4,805	4,964	4,095	4,095	5,978
01502000	Parks Prog. Administration	51505	FICA/OADSI	17,380	17,123	20,640	20,640	21,171
01502000	Parks Prog. Administration	51510	FICA/MD	4,065	4,005	4,828	4,828	4,951
01502000	Parks Prog. Administration	51515	Employers KPERS	24,688	28,747	32,926	32,926	32,816
01502000	Parks Prog. Administration	51530	Pension Plan	21,160	17,212	19,977	19,977	20,488
01502000	Parks Prog. Administration	51540	Workers Compensation	2,346	2,409	2,622	2,622	3,192
01502000	Parks Prog. Administration	51545	Unemployment	619	436	850	850	925
01502000	Parks Prog. Administration	51550	Health Insurance	83,640	73,649	53,750	53,750	50,000
01502000	Parks Prog. Administration	51555	Short Term Disability	132	171	160	160	160
01502000	Parks Prog. Administration	51565	Life Insurance	691	730	839	839	861
01502000	Parks Prog. Administration	51570	Employee Assistance Program	122	127	180	180	150
			Personal Services Total	459,254	456,242	469,707	469,707	476,190
01502000	Parks Prog. Administration	52159	Other Professional Services	0	360	859	859	859
01502000	Parks Prog. Administration	52300	Training/Travel/Meetings	31	939	1,957	1,957	2,000

ORG	ORG DESCRIPTION	OBJ	DESCRIPTION	2017	2018	2019	2019	2020
				ACTUAL	ACTUAL	ORIGINAL BUDGET	REVISED BUDGET	BUDGET
01502000	Parks Prog. Administration	52302	Training/Travel/Mtgs - Per Diem	1,510	1,495	0	0	1,500
01502000	Parks Prog. Administration	52303	Meals/Food/Refreshments	56	445	0	0	573
01502000	Parks Prog. Administration	52304	Training/Mtgs - Registration	5,128	1,941	0	0	2,000
01502000	Parks Prog. Administration	52306	Training/Travel - Airline	2,266	734	0	0	700
01502000	Parks Prog. Administration	52308	Training/Travel - Mileage	43	37	0	0	35
01502000	Parks Prog. Administration	52310	Training/Travel - Parking	60	60	0	0	50
01502000	Parks Prog. Administration	52312	Training/Travel - Taxi	82	191	0	0	200
01502000	Parks Prog. Administration	52314	Training/Travel - Tolls	12	34	0	0	35
01502000	Parks Prog. Administration	52316	Training/Travel - Lodging	3,127	2,261	0	0	2,500
01502000	Parks Prog. Administration	52320	Training/Mtgs - Hosted by City	0	0	875	875	0
01502000	Parks Prog. Administration	52530	Telephone	0	0	1,247	1,247	0
01502000	Parks Prog. Administration	52551	Mobile Device Data Plan	0	0	540	540	540
01502000	Parks Prog. Administration	52800	Advertising/Publications	0	0	657	657	657
01502000	Parks Prog. Administration	52820	Dues/Memberships	10	3,380	918	918	3,983
01502000	Parks Prog. Administration	52840	Licenses/Certifications	4,676	2,397	75	75	2,375
01502000	Parks Prog. Administration	52850	Postage/Shipping	0	0	1,818	1,818	0
			Contractual Services Total	17,001	14,274	8,946	8,946	18,007
01502000	Parks Prog. Administration	54110	Equipment - Other Minor	0	0	107	107	107
01502000	Parks Prog. Administration	54336	Supplies - Office	1,081	775	3,192	3,192	3,192
01502000	Parks Prog. Administration	54340	Supplies - Operational	557	406	1,084	1,084	6,084
01502000	Parks Prog. Administration	54342	Supplies - Other/misc.	17,684	0	0	0	0
01502000	Parks Prog. Administration	54442	Uniforms	1,659	2,641	2,575	2,575	7,575
01502000	Parks Prog. Administration	54444	Uniforms - Boots	0	0	126	126	126
			Commodities Total	20,981	3,822	7,084	7,084	17,084
01502000	Parks Prog. Administration	55110	Equipment - Automotive	0	20,043	0	0	0
			Capital Total	0	20,043	0	0	0
			Org Total	497,236	494,381	485,737	485,737	511,281
01502612	Parks & Rec - Prog Custodial	52159	Other Professional Services	160	0	0	0	0
			Contractual Services Total	160	0	0	0	0
01502612	Parks & Rec - Prog Custodial	54110	Equipment - Other Minor	0	13	0	0	0
01502612	Parks & Rec - Prog Custodial	54322	Supplies - Ground	0	143	0	0	0
01502612	Parks & Rec - Prog Custodial	54336	Supplies - Office	0	328	0	0	0
			Commodities Total	0	484	0	0	0
			Org Total	160	484	0	0	0
01502613	Thompson Barn	51100	Regular Salary/Wages	49,315	40,835	56,475	56,475	56,889
01502613	Thompson Barn	51110	Overtime/Shift/Hazard	501	0	0	0	0
01502613	Thompson Barn	51505	FICA/OADSI	3,089	2,531	3,501	3,501	3,527
01502613	Thompson Barn	51510	FICA/MD	722	592	819	819	825
01502613	Thompson Barn	51515	Employers KPERS	63	59	0	0	0
01502613	Thompson Barn	51520	Employers KPERS W@R	145	73	0	0	0
01502613	Thompson Barn	51530	Pension Plan	45	64	0	0	0
01502613	Thompson Barn	51540	Workers Compensation	301	191	136	136	137
01502613	Thompson Barn	51545	Unemployment	109	65	148	148	157
01502613	Thompson Barn	51550	Health Insurance	0	93	0	0	0
01502613	Thompson Barn	51565	Life Insurance	0	1	0	0	0
01502613	Thompson Barn	51570	Employee Assistance Program	1	2	30	30	30
			Personal Services Total	54,291	44,506	61,109	61,109	61,565
01502613	Thompson Barn	52159	Other Professional Services	0	855	2,124	2,124	2,124
01502613	Thompson Barn	52530	Telephone	15,000	8,056	15,866	15,866	15,866
01502613	Thompson Barn	52624	Rents - Equipment	1,705	1,765	3,763	3,763	3,763
01502613	Thompson Barn	52702	Repair/Maint - Facilities	5,413	3,259	72,273	72,273	7,273
01502613	Thompson Barn	52800	Advertising/Publications	3,020	5,539	4,000	4,000	4,000
01502613	Thompson Barn	52810	Copying/Printings Services	257	34	744	744	744
			Contractual Services Total	25,395	19,508	98,770	98,770	33,770
01502613	Thompson Barn	54110	Equipment - Other Minor	362	0	0	0	0
01502613	Thompson Barn	54300	Supplies	10,071	7,738	10,000	10,000	10,000
01502613	Thompson Barn	54322	Supplies - Ground	1,456	9,723	8,738	8,738	8,738
01502613	Thompson Barn	54340	Supplies - Operational	11,023	11,516	11,492	11,492	11,492
01502613	Thompson Barn	54342	Supplies - Other/misc	322	54	0	0	0
01502613	Thompson Barn	54442	Uniforms	624	44	300	300	300
			Commodities Total	23,858	29,075	30,530	30,530	30,530
			Org Total	103,544	93,089	190,409	190,409	125,865
01502614	Parks Prog. Other	54340	Supplies - Operational	2,023	8,157	10,000	10,000	0
			Commodities Total	2,023	8,157	10,000	10,000	0
			Org Total	2,023	8,157	10,000	10,000	0
01502653	Parks Prog. NGA	52620	Rents/Leases	0	0	7,821	7,821	7,821
			Contractual Services Total	0	0	7,821	7,821	7,821

ORG	ORG DESCRIPTION	OBJ	DESCRIPTION	2017 ACTUAL	2018 ACTUAL	2019 ORIGINAL BUDGET	2019 REVISED BUDGET	2020 BUDGET
01502653	Parks Prog. NGA	54300	Supplies	0	1,065	1,676	1,676	1,676
			Commodities Total	0	1,065	1,676	1,676	1,676
			Org Total	0	1,065	9,497	9,497	9,497
01503610	Farmers Market	51100	Regular Salary/Wages	0	9,458	12,508	12,508	11,166
01503610	Farmers Market	51505	FICA/OADS	0	586	776	776	693
01503610	Farmers Market	51510	FICA/MD	0	137	181	181	162
01503610	Farmers Market	51540	Workers Compensation	0	201	99	99	285
01503610	Farmers Market	51545	Unemployment	0	15	33	33	30
01503610	Farmers Market	51570	Employee Assistance Program	0	0	60	60	60
			Personal Services Total	0	10,397	13,657	13,657	12,396
01503610	Farmers Market	52159	Other Professional Services	0	2,450	5,200	5,200	5,200
01503610	Farmers Market	52300	Training/Travel/Meetings	0	252	1,200	1,200	1,200
01503610	Farmers Market	52551	Mobile Device Data Plan	0	0	200	200	200
01503610	Farmers Market	52800	Advertising/Publications	0	13,823	2,500	2,500	2,500
			Contractual Services Total	0	16,525	9,100	9,100	9,100
01503610	Farmers Market	54340	Supplies - Operational	0	3,587	1,250	1,250	1,250
01503610	Farmers Market	54430	Merchandise for Resale	0	0	5,000	5,000	5,000
01503610	Farmers Market	54442	Uniforms	0	0	100	100	100
			Commodities Total	0	3,587	6,350	6,350	6,350
			Org Total	0	30,509	29,107	29,107	27,846
01503611	Movie in the Park	52159	Other Professional Services	0	0	0	0	4,550
			Contractual Services Total	0	0	0	0	4,550
			Org Total	0	0	0	0	4,550
01503615	BBQ	52159	Other Professional Services	21,495	11,827	18,584	18,584	18,584
01503615	BBQ	52620	Rents/Leases	12,972	14,184	0	0	0
01503615	BBQ	52624	Rents - Equipment	7,805	11,505	5,855	5,855	18,657
01503615	BBQ	52800	Advertising/Publications	765	652	676	676	676
01503615	BBQ	52810	Copying/Printings Services	0	0	1,802	1,802	0
01503615	BBQ	52820	Dues/Memberships	40	390	395	395	395
			Contractual Services Total	43,077	38,558	27,312	27,312	38,312
01503615	BBQ	54300	Supplies	221	249	0	0	0
01503615	BBQ	54322	Supplies - Ground	7,644	5,628	3,443	3,443	3,443
01503615	BBQ	54340	Supplies - Operational	18,832	28,961	27,544	27,544	27,544
01503615	BBQ	54342	Supplies - Other/misc.	0	25	5,300	5,300	5,300
01503615	BBQ	54430	Merchandise for Resale	7,073	13,299	18,097	18,097	13,097
			Commodities Total	33,770	48,162	54,384	54,384	49,384
			Org Total	76,847	86,720	81,696	81,696	87,696
01503616	Chili Challenge	52164	Performer/Entertainer	3,500	4,300	8,408	8,408	8,408
01503616	Chili Challenge	52620	Rents/Leases	0	344	0	0	0
01503616	Chili Challenge	52624	Rents - Equipment	1,381	1,278	1,736	1,736	1,736
01503616	Chili Challenge	52800	Advertising/Publications	488	633	772	772	772
			Contractual Services Total	5,369	6,555	10,916	10,916	10,916
01503616	Chili Challenge	54322	Supplies - Ground	328	138	2,000	2,000	2,000
01503616	Chili Challenge	54340	Supplies - Operational	14,834	20,530	15,299	15,299	15,299
01503616	Chili Challenge	54342	Supplies - Other/misc	1,252	0	0	0	0
01503616	Chili Challenge	54430	Merchandise for Resale	7,346	5,069	3,173	3,173	3,173
01503616	Chili Challenge	54444	Uniforms - Boots	0	0	126	126	126
			Commodities Total	23,760	25,737	20,598	20,598	20,598
			Org Total	29,129	32,292	31,514	31,514	31,514
01503617	Community Days	52159	Other Professional Services	0	0	511	511	511
01503617	Community Days	52800	Advertising/Publications	639	1,014	0	0	0
			Contractual Services Total	639	1,014	511	511	511
01503617	Community Days	54340	Supplies - Operational	0	51	807	807	807
			Commodities Total	0	51	807	807	807
			Org Total	639	1,065	1,318	1,318	1,318
01503618	Cupids Gem	52159	Other Professional Services	0	0	300	300	300
01503618	Cupids Gem	52800	Advertising/Publications	0	505	203	203	503
			Contractual Services Total	0	505	503	503	803
01503618	Cupids Gem	54340	Supplies - Operational	376	82	150	150	150
			Commodities Total	376	82	150	150	150
			Org Total	376	587	653	653	953

ORG	ORG DESCRIPTION	OBJ	DESCRIPTION	2017	2018	2019	2019	2020
				ACTUAL	ACTUAL	ORIGINAL BUDGET	REVISED BUDGET	BUDGET
01503619	Enchanted Forest	52164	Performer/Entertainer	8,228	7,760	7,360	7,360	10,160
			Contractual Services Total	8,228	7,760	7,360	7,360	10,160
01503619	Enchanted Forest	54322	Supplies - Ground	4,249	5,360	2,882	2,882	2,882
01503619	Enchanted Forest	54340	Supplies - Operational	2,675	447	0	0	0
			Commodities Total	6,924	5,807	2,882	2,882	2,882
			Org Total	15,152	13,567	10,242	10,242	13,042
01503620	Freedom Run	52159	Other Professional Services	0	6,923	300	300	300
01503620	Freedom Run	52164	Performer/Entertainer	2,880	880	10,000	10,000	10,000
01503620	Freedom Run	52624	Rents - Equipment	1,015	1,015	4,010	4,010	4,010
01503620	Freedom Run	52800	Advertising/Publications	100	200	227	227	227
01503620	Freedom Run	52810	Copying/Printings Services	0	0	932	932	932
01503620	Freedom Run	52850	Postage/Shipping	0	0	593	593	593
			Contractual Services Total	3,995	9,018	16,062	16,062	16,062
01503620	Freedom Run	54322	Supplies - Ground	0	0	3,000	3,000	3,000
01503620	Freedom Run	54340	Supplies - Operational	16,834	17,139	13,690	13,690	13,690
			Commodities Total	16,834	17,139	16,690	16,690	16,690
			Org Total	20,829	26,157	32,752	32,752	32,752
01503621	Holiday Lights	52159	Other Professional Services	300	300	300	300	300
			Contractual Services Total	300	300	300	300	300
01503621	Holiday Lights	54340	Supplies - Operational	74	98	1,200	1,200	1,200
			Commodities Total	74	98	1,200	1,200	1,200
			Org Total	374	398	1,500	1,500	1,500
01503622	Music	52164	Performer/Entertainer	3,229	2,678	4,550	4,550	0
			Contractual Services Total	3,229	2,678	4,550	4,550	0
			Org Total	3,229	2,678	4,550	4,550	0
01503623	Other Events	51100	Regular Salary/Wages	0	554	0	0	0
01503623	Other Events	51505	FICA/OADSI	0	34	0	0	0
01503623	Other Events	51510	FICA/MD	0	8	0	0	0
01503623	Other Events	51515	Employers KPERS	0	26	0	0	0
01503623	Other Events	51530	Pension Plan	0	17	0	0	0
01503623	Other Events	51540	Workers Compensation	0	4	0	0	0
01503623	Other Events	51545	Unemployment	0	1	0	0	0
			Personal Services Total	0	644	0	0	0
01503623	Other Events	52159	Other Professional Services	150	1,795	366	366	2,702
01503623	Other Events	52800	Advertising/Publications	25	215	0	0	0
			Contractual Services Total	175	2,010	366	366	2,702
01503623	Other Events	54340	Supplies - Operational	3,124	3,314	6,532	6,532	4,996
01503623	Other Events	54342	Supplies - Other/misc	352	0	0	0	0
			Commodities Total	3,476	3,314	6,532	6,532	4,996
			Org Total	3,651	5,968	6,898	6,898	7,698
01503624	Bike Ride	52159	Other Professional Services	100	9,610	3,500	3,500	8,500
01503624	Bike Ride	52800	Advertising/Publications	543	1,067	0	0	1,000
			Contractual Services Total	643	10,677	3,500	3,500	9,500
01503624	Bike Ride	54340	Supplies - Operational	1,082	822	1,500	1,500	1,500
			Commodities Total	1,082	822	1,500	1,500	1,500
			Org Total	1,725	11,499	5,000	5,000	11,000
01503625	Spinach Festival	52100	Services	2,000	0	0	0	0
01503625	Spinach Festival	52164	Performer/Entertainer	1,534	4,070	3,000	3,000	3,000
01503625	Spinach Festival	52620	Rents/Leases	3,779	3,168	0	0	0
01503625	Spinach Festival	52624	Rents - Equipment	1,440	776	6,581	6,581	6,581
01503625	Spinach Festival	52800	Advertising/Publications	1,104	225	927	927	927
			Contractual Services Total	9,857	8,239	10,508	10,508	10,508
01503625	Spinach Festival	54300	Supplies	93	80	0	0	0
01503625	Spinach Festival	54322	Supplies - Ground	210	217	1,734	1,734	1,734
01503625	Spinach Festival	54340	Supplies - Operational	2,840	1,080	3,156	3,156	3,156
01503625	Spinach Festival	54342	Supplies - Other/misc	2,666	2,107	1,600	1,600	1,600
01503625	Spinach Festival	54430	Merchandise for Resale	2,308	3,088	5,444	5,444	5,444
			Commodities Total	8,117	6,572	11,934	11,934	11,934
			Org Total	17,974	14,811	22,442	22,442	22,442
01503626	Senior Banquet	52159	Other Professional Services	4,253	1,673	4,375	4,375	4,375

ORG	ORG DESCRIPTION	OBJ	DESCRIPTION	2017	2018	2019	2019	2020
				ACTUAL	ACTUAL	ORIGINAL BUDGET	REVISED BUDGET	BUDGET
01503626	Senior Banquet	52800	Advertising/Publications	0	0	260	260	260
			Contractual Services Total	4,253	1,673	4,635	4,635	4,635
01503626	Senior Banquet	54340	Supplies - Operational	37	0	2,325	2,325	2,325
			Commodities Total	37	0	2,325	2,325	2,325
			Org Total	4,290	1,673	6,960	6,960	6,960
01503627	Tails on Trails	54340	Supplies - Operational	351	298	600	600	600
			Commodities Total	351	298	600	600	600
			Org Total	351	298	600	600	600
01503656	Bridal Show	54340	Supplies - Operational	0	504	500	500	500
			Commodities Total	0	504	500	500	500
			Org Total	0	504	500	500	500
01504628	Adult Fitness	51100	Regular Salary/Wages	9,084	13,071	10,313	10,313	10,388
01504628	Adult Fitness	51505	FICA/OADSI	563	810	639	639	644
01504628	Adult Fitness	51510	FICA/MD	132	190	150	150	151
01504628	Adult Fitness	51515	Employers KPERS	-2	0	0	0	0
01504628	Adult Fitness	51540	Workers Compensation	63	104	81	81	97
01504628	Adult Fitness	51545	Unemployment	20	21	27	27	29
01504628	Adult Fitness	51570	Employee Assistance Program	0	0	30	30	30
			Personal Services Total	9,860	14,196	11,240	11,240	11,339
01504628	Adult Fitness	52159	Other Professional Services	5,220	4,031	12,416	12,416	12,416
01504628	Adult Fitness	52840	Licenses/Certifications	0	616	1,200	1,200	1,200
			Contractual Services Total	5,220	4,647	13,616	13,616	13,616
01504628	Adult Fitness	54340	Supplies - Operational	0	264	1,197	1,197	1,197
01504628	Adult Fitness	54342	Supplies - Other/misc	147	55	0	0	0
			Commodities Total	147	319	1,197	1,197	1,197
			Org Total	15,227	19,162	26,053	26,053	26,152
01504629	Senior Programs	51100	Regular Salary/Wages	0	0	11,732	11,732	0
01504629	Senior Programs	51505	FICA/OADSI	0	0	727	727	0
01504629	Senior Programs	51510	FICA/MD	0	0	170	170	0
01504629	Senior Programs	51540	Workers Compensation	0	0	92	92	0
01504629	Senior Programs	51545	Unemployment	0	0	31	31	0
01504629	Senior Programs	51570	Employee Assistance Program	0	0	30	30	0
			Personal Services Total	0	0	12,782	12,782	0
01504629	Senior Programs	52159	Other Professional Services	9,619	18,156	11,489	11,489	24,367
01504629	Senior Programs	52160	Payments To Other Agencies	17,377	0	0	0	0
01504629	Senior Programs	52800	Advertising/Publications	0	0	800	800	800
			Contractual Services Total	26,996	18,156	12,289	12,289	25,167
01504629	Senior Programs	54336	Supplies - Office	0	14	0	0	0
01504629	Senior Programs	54340	Supplies - Operational	189	0	4,791	4,791	4,791
01504629	Senior Programs	54342	Supplies - Other/misc	0	168	0	0	0
			Commodities Total	189	182	4,791	4,791	4,791
			Org Total	27,185	18,338	29,862	29,862	29,958
01504630	Adult Sports	51100	Regular Salary/Wages	0	0	3,254	3,254	0
01504630	Adult Sports	51505	FICA/OADSI	0	0	202	202	0
01504630	Adult Sports	51510	FICA/MD	0	0	47	47	0
01504630	Adult Sports	51540	Workers Compensation	0	0	26	26	0
01504630	Adult Sports	51545	Unemployment	0	0	9	9	0
01504630	Adult Sports	51570	Employee Assistance Program	0	0	30	30	0
			Personal Services Total	0	0	3,568	3,568	0
01504630	Adult Sports	52159	Other Professional Services	3,476	1,880	7,500	7,500	7,500
			Contractual Services Total	3,476	1,880	7,500	7,500	7,500
01504630	Adult Sports	54340	Supplies - Operational	2,113	1,401	3,500	3,500	3,500
			Commodities Total	2,113	1,401	3,500	3,500	3,500
			Org Total	5,589	3,281	14,568	14,568	11,000
01504631	Adult Trips	51100	Regular Salary/Wages	0	0	6,148	6,148	6,194
01504631	Adult Trips	51505	FICA/OADSI	0	0	381	381	384
01504631	Adult Trips	51510	FICA/MD	0	0	89	89	90
01504631	Adult Trips	51540	Workers Compensation	0	0	48	48	49
01504631	Adult Trips	51545	Unemployment	0	0	16	16	17
01504631	Adult Trips	51570	Employee Assistance Program	0	0	30	30	30
			Personal Services Total	0	0	6,712	6,712	6,764

ORG	ORG DESCRIPTION	OBJ	DESCRIPTION	2017 ACTUAL	2018 ACTUAL	2019 ORIGINAL BUDGET	2019 REVISED BUDGET	2020 BUDGET
01504631	Adult Trips	52159	Other Professional Services Contractual Services Total	30,246 30,246	33,831 33,831	39,551 39,551	39,551 39,551	39,551 39,551
01504631	Adult Trips	54342	Supplies - Other/misc Commodities Total	20 20	82 82	800 800	800 800	800 800
Org Total				30,266	33,913	47,063	47,063	47,115
01504632	Parks & Recreation - Other	51100	Regular Salary/Wages	0	0	5,810	5,810	5,853
01504632	Parks & Recreation - Other	51505	FICA/OADS	0	0	360	360	363
01504632	Parks & Recreation - Other	51510	FICA/MD	0	0	84	84	85
01504632	Parks & Recreation - Other	51540	Workers Compensation	0	0	46	46	46
01504632	Parks & Recreation - Other	51545	Unemployment	0	0	15	15	16
01504632	Parks & Recreation - Other	51570	Employee Assistance Program	0	0	30	30	30
Personal Services Total				0	0	6,345	6,345	6,393
01504632	Parks & Recreation - Other	52159	Other Professional Services Contractual Services Total	0 0	0 0	3,580 3,580	3,580 3,580	0 0
01504632	Parks & Recreation - Other	54340	Supplies - Operational Commodities Total	0 0	6,042 6,042	0 0	0 0	0 0
Org Total				0	6,042	9,925	9,925	6,393
01505634	Youth Sports	51100	Regular Salary/Wages	96	2,773	0	0	3,278
01505634	Youth Sports	51505	FICA/OADS	6	172	0	0	203
01505634	Youth Sports	51510	FICA/MD	1	40	0	0	48
01505634	Youth Sports	51540	Workers Compensation	1	22	0	0	26
01505634	Youth Sports	51545	Unemployment	0	4	0	0	9
01505634	Youth Sports	51570	Employee Assistance Program	0	0	0	0	30
Personal Services Total				104	3,011	0	0	3,594
01505634	Youth Sports	52159	Other Professional Services Contractual Services Total	1,637 1,637	6,236 6,236	8,000 8,000	8,000 8,000	0 0
01505634	Youth Sports	54340	Supplies - Operational Commodities Total	4,267 4,267	9,214 9,214	5,000 5,000	5,000 5,000	8,405 8,405
Org Total				6,008	18,461	13,000	13,000	11,999
01505635	Arts & Crafts	51100	Regular Salary/Wages	0	0	6,319	6,319	6,365
01505635	Arts & Crafts	51505	FICA/OADS	0	0	392	392	395
01505635	Arts & Crafts	51510	FICA/MD	0	0	92	92	92
01505635	Arts & Crafts	51540	Workers Compensation	0	0	50	50	50
01505635	Arts & Crafts	51545	Unemployment	0	0	17	17	18
01505635	Arts & Crafts	51570	Employee Assistance Program	0	0	30	30	30
Personal Services Total				0	0	6,900	6,900	6,950
01505635	Arts & Crafts	52159	Other Professional Services Contractual Services Total	364 364	120 120	2,071 2,071	2,071 2,071	2,071 2,071
01505635	Arts & Crafts	54340	Supplies - Operational Commodities Total	425 425	121 121	2,846 2,846	2,846 2,846	2,846 2,846
Org Total				789	241	11,817	11,817	11,867
01505636	Camps & Shows	51100	Regular Salary/Wages	11,324	4,285	17,845	17,845	17,976
01505636	Camps & Shows	51110	Overtime/Shift/Hazard	19	201	0	0	0
01505636	Camps & Shows	51505	FICA/OADS	703	278	1,107	1,107	1,115
01505636	Camps & Shows	51510	FICA/MD	165	65	259	259	261
01505636	Camps & Shows	51515	Employers KPERS	925	96	0	0	0
01505636	Camps & Shows	51530	Pension Plan	630	65	0	0	0
01505636	Camps & Shows	51540	Workers Compensation	89	36	141	141	142
01505636	Camps & Shows	51545	Unemployment	25	7	47	47	50
01505636	Camps & Shows	51570	Employee Assistance Program	20	1	60	60	60
Personal Services Total				13,900	5,034	19,459	19,459	19,604
01505636	Camps & Shows	52159	Other Professional Services Contractual Services Total	12,964 12,964	1,195 1,195	9,000 9,000	9,000 9,000	4,000 4,000
01505636	Camps & Shows	54340	Supplies - Operational	0	1,032	7,300	7,300	7,300
01505636	Camps & Shows	54342	Supplies - Other/misc Commodities Total	681 681	0 1,032	450 7,750	450 7,750	450 7,750
Org Total				27,545	7,261	36,209	36,209	31,354
01506637	Arts Council	52159	Other Professional Services Contractual Services Total	16,830 16,830	19,295 19,295	25,325 25,325	25,325 25,325	25,325 25,325
01506637	Arts Council	54340	Supplies - Operational	1,535	636	2,625	2,625	2,625
01506637	Arts Council	54342	Supplies - Other/misc Commodities Total	0 1,535	0 636	0 2,625	0 2,625	0 2,625

ORG	ORG DESCRIPTION	OBJ	DESCRIPTION	2017 ACTUAL	2018 ACTUAL	2019 ORIGINAL BUDGET	2019 REVISED BUDGET	2020 BUDGET
01506637	Arts Council	70100	Transfers	0	100	0	0	0
			Transfers Out Total	0	100	0	0	0
			Org Total	18,365	20,031	27,950	27,950	27,950
01506638	Prog Cook	52159	Other Professional Services	725	0	3,000	3,000	3,000
			Contractual Services Total	725	0	3,000	3,000	3,000
01506638	Prog Cook	54340	Supplies - Operational	25	16	250	250	250
			Commodities Total	25	16	250	250	250
			Org Total	750	16	3,250	3,250	3,250
01506640	Prog Dance	51100	Regular Salary/Wages	13,840	0	0	0	0
01506640	Prog Dance	51505	FICA/OADSI	858	0	0	0	0
01506640	Prog Dance	51510	FICA/MD	201	0	0	0	0
01506640	Prog Dance	51540	Workers Compensation	112	0	0	0	0
01506640	Prog Dance	51545	Unemployment	31	0	0	0	0
			Personal Services Total	15,042	0	0	0	0
01506640	Prog Dance	54340	Supplies - Operational	4,987	55	0	0	0
			Commodities Total	4,987	55	0	0	0
			Org Total	20,029	55	0	0	0
01506654	Get Outdoors	52159	Other Professional Services	0	0	340	340	340
01506654	Get Outdoors	52800	Advertising/Publications	0	0	400	400	400
			Contractual Services Total	0	0	740	740	740
01506654	Get Outdoors	54340	Supplies - Operational	460	422	1,750	1,750	1,750
			Commodities Total	460	422	1,750	1,750	1,750
			Org Total	460	422	2,490	2,490	2,490
01506655	Art & Wine Fair	52159	Other Professional Services	9,992	14,594	10,200	10,200	10,200
01506655	Art & Wine Fair	52164	Performer/Entertainer	0	0	3,000	3,000	3,000
01506655	Art & Wine Fair	52303	Meals/Food/Refreshments	0	307	400	400	400
01506655	Art & Wine Fair	52620	Rents/Leases	6,759	10,317	12,170	12,170	12,170
01506655	Art & Wine Fair	52800	Advertising/Publications	200	3,541	2,100	2,100	2,100
01506655	Art & Wine Fair	52820	Dues/Memberships	0	0	1,500	1,500	1,500
01506655	Art & Wine Fair	52850	Postage/Shipping	0	0	1,075	1,075	1,075
			Contractual Services Total	16,951	28,759	30,445	30,445	30,445
01506655	Art & Wine Fair	54336	Supplies - Office	0	0	150	150	150
01506655	Art & Wine Fair	54340	Supplies - Operational	894	1,710	5,050	5,050	5,050
01506655	Art & Wine Fair	54342	Supplies - Other/misc	8,893	1,579	4,067	4,067	4,067
01506655	Art & Wine Fair	54430	Merchandise for Resale	3,523	3,612	5,200	5,200	5,200
			Commodities Total	13,310	6,901	14,467	14,467	14,467
			Org Total	30,261	35,660	44,912	44,912	44,912
01506658	Community Symphony	52159	Other Professional Services	7,436	7,331	8,550	8,550	8,550
			Contractual Services Total	7,436	7,331	8,550	8,550	8,550
			Org Total	7,436	7,331	8,550	8,550	8,550
01507642	Programs - Nature	51100	Regular Salary/Wages	56,046	64,151	69,892	69,892	72,478
01507642	Programs - Nature	51110	Overtime/Shift/Hazard	0	50	0	0	0
01507642	Programs - Nature	51120	Allowances	910	914	910	910	910
01507642	Programs - Nature	51505	FICA/OADSI	3,388	3,808	4,389	4,389	4,550
01507642	Programs - Nature	51510	FICA/MD	792	891	1,026	1,026	1,064
01507642	Programs - Nature	51515	Employers KPERS	4,729	5,612	6,352	6,352	6,416
01507642	Programs - Nature	51530	Pension Plan	3,954	3,464	3,854	3,854	4,006
01507642	Programs - Nature	51540	Workers Compensation	974	504	558	558	676
01507642	Programs - Nature	51545	Unemployment	120	97	183	183	200
01507642	Programs - Nature	51550	Health Insurance	15,536	13,446	10,750	10,750	10,000
01507642	Programs - Nature	51555	Short Term Disability	24	24	32	32	32
01507642	Programs - Nature	51565	Life Insurance	130	142	162	162	168
01507642	Programs - Nature	51570	Employee Assistance Program	26	26	60	60	60
01507642	Programs - Nature	51575	Other Benefits	51	0	0	0	0
			Personal Services Total	86,680	93,129	98,168	98,168	100,560
01507642	Programs - Nature	52159	Other Professional Services	41	0	0	0	0
01507642	Programs - Nature	52820	Dues/Memberships	0	55	0	0	0
			Contractual Services Total	41	55	0	0	0
01507642	Programs - Nature	54340	Supplies - Operational	1,522	2,476	12,935	12,935	12,935
01507642	Programs - Nature	54342	Supplies - Other/misc	0	275	0	0	0
			Commodities Total	1,522	2,751	12,935	12,935	12,935
			Org Total	88,243	95,935	111,103	111,103	113,495

ORG	ORG DESCRIPTION	OBJ	DESCRIPTION	2017	2018	2019	2019	2020
				ACTUAL	ACTUAL	ORIGINAL BUDGET	REVISED BUDGET	BUDGET
01507643	Community Gardens	54340	Supplies - Operational	271	486	1,000	1,000	1,000
			Commodities Total	271	486	1,000	1,000	1,000
			Org Total	271	486	1,000	1,000	1,000
01508645	Tennis	52159	Other Professional Services	2,522	0	5,600	5,600	5,600
			Contractual Services Total	2,522	0	5,600	5,600	5,600
01508645	Tennis	54340	Supplies - Operational	854	0	1,200	1,200	1,200
			Commodities Total	854	0	1,200	1,200	1,200
			Org Total	3,376	0	6,800	6,800	6,800
01509646	Swimming Pools	51100	Regular Salary/Wages	20,576	24,097	31,501	31,501	32,650
01509646	Swimming Pools	51110	Overtime/Shift/Hazard	21	0	0	0	0
01509646	Swimming Pools	51120	Allowances	560	444	455	455	455
01509646	Swimming Pools	51505	FICA/OADSI	1,248	1,410	1,981	1,981	2,052
01509646	Swimming Pools	51510	FICA/MD	292	330	463	463	480
01509646	Swimming Pools	51515	Employers KPERS	1,859	2,258	2,546	2,546	2,580
01509646	Swimming Pools	51530	Pension Plan	1,494	1,399	1,545	1,545	1,611
01509646	Swimming Pools	51540	Workers Compensation	50	58	265	265	281
01509646	Swimming Pools	51545	Unemployment	43	36	82	82	90
01509646	Swimming Pools	51550	Health Insurance	9,698	9,771	5,375	5,375	5,000
01509646	Swimming Pools	51555	Short Term Disability	17	24	16	16	16
01509646	Swimming Pools	51565	Life Insurance	50	58	65	65	68
01509646	Swimming Pools	51570	Employee Assistance Program	12	13	45	45	45
			Personal Services Total	35,920	39,898	44,339	44,339	45,328
01509646	Swimming Pools	52159	Other Professional Services	1,375	401	694	694	694
01509646	Swimming Pools	52166	Photography Services	0	0	423	423	423
01509646	Swimming Pools	52300	Training/Travel/Meetings	0	122	0	0	0
01509646	Swimming Pools	52304	Training/Mtgs - Registration	5,599	6,552	5,823	5,823	5,823
01509646	Swimming Pools	52702	Repair/Maint - Facilities	0	0	259	259	259
01509646	Swimming Pools	52800	Advertising/Publications	600	0	2,061	2,061	2,061
01509646	Swimming Pools	52820	Dues/Memberships	50	350	0	0	0
			Contractual Services Total	7,624	7,425	9,260	9,260	9,260
01509646	Swimming Pools	54340	Supplies - Operational	2,370	9,107	3,100	3,100	3,100
01509646	Swimming Pools	54342	Supplies - Other/misc	18	110	0	0	0
01509646	Swimming Pools	54430	Merchandise for Resale	0	0	1,500	1,500	1,500
			Commodities Total	2,388	9,217	4,600	4,600	4,600
			Org Total	45,932	56,540	58,199	58,199	59,188
01509647	Ad Astra Pool	51100	Regular Salary/Wages	86,764	83,904	93,848	93,848	0
01509647	Ad Astra Pool	51110	Overtime/Shift/Hazard	282	3,830	0	0	0
01509647	Ad Astra Pool	51505	FICA/OADSI	5,397	5,439	5,819	5,819	0
01509647	Ad Astra Pool	51510	FICA/MD	1,262	1,272	1,361	1,361	0
01509647	Ad Astra Pool	51540	Workers Compensation	2,838	694	3,062	3,062	0
01509647	Ad Astra Pool	51545	Unemployment	192	140	247	247	0
01509647	Ad Astra Pool	51570	Employee Assistance Program	0	0	60	60	0
			Personal Services Total	96,735	95,279	104,397	104,397	0
01509647	Ad Astra Pool	52510	Electricity	8,697	937	2,274	2,274	0
01509647	Ad Astra Pool	52515	Gas	551	154	87	87	0
01509647	Ad Astra Pool	52530	Telephone	0	0	792	792	0
01509647	Ad Astra Pool	52535	Trash	215	0	0	0	0
01509647	Ad Astra Pool	52540	Wastewater	7,972	6,281	0	0	0
01509647	Ad Astra Pool	52545	Water	10,768	0	1,211	1,211	0
01509647	Ad Astra Pool	52620	Rents/Leases	0	765	0	0	0
01509647	Ad Astra Pool	52704	Repair/Maint - Equipment	765	0	974	974	0
01509647	Ad Astra Pool	52800	Advertising/Publications	790	0	2,177	2,177	0
01509647	Ad Astra Pool	52820	Dues/Memberships	860	520	86	86	0
			Contractual Services Total	30,618	8,657	7,601	7,601	0
01509647	Ad Astra Pool	54322	Supplies - Ground	22,684	23,606	24,126	24,126	0
01509647	Ad Astra Pool	54330	Supplies - Medical (disposable)	1,900	0	8,770	8,770	0
01509647	Ad Astra Pool	54336	Supplies - Office	1,178	0	89	89	0
01509647	Ad Astra Pool	54340	Supplies - Operational	435	877	783	783	0
01509647	Ad Astra Pool	54342	Supplies - Other/misc	0	89	0	0	0
01509647	Ad Astra Pool	54430	Merchandise for Resale	2,824	2,774	8,599	8,599	0
01509647	Ad Astra Pool	54442	Uniforms	1,023	1,497	1,497	1,497	0
			Commodities Total	30,044	28,843	43,864	43,864	0
			Org Total	157,397	132,779	155,862	155,862	0
01509648	Flat Rock Creek Pool	51100	Regular Salary/Wages	76,702	73,230	93,847	93,847	94,536
01509648	Flat Rock Creek Pool	51110	Overtime/Shift/Hazard	320	4,473	0	0	0
01509648	Flat Rock Creek Pool	51505	FICA/OADSI	4,775	4,818	5,819	5,819	5,861
01509648	Flat Rock Creek Pool	51510	FICA/MD	1,117	1,127	1,361	1,361	1,371
01509648	Flat Rock Creek Pool	51540	Workers Compensation	2,511	615	3,061	3,061	3,084

ORG	ORG DESCRIPTION	OBJ	DESCRIPTION	2017	2018	2019	2019	2020
				ACTUAL	ACTUAL	ORIGINAL BUDGET	REVISED BUDGET	BUDGET
01509648	Flat Rock Creek Pool	51545	Unemployment	170	124	247	247	261
01509648	Flat Rock Creek Pool	51570	Employee Assistance Program	0	0	60	60	60
			Personal Services Total	85,595	84,387	104,395	104,395	105,173
01509648	Flat Rock Creek Pool	52510	Electricity	6,623	0	1,024	1,024	1,024
01509648	Flat Rock Creek Pool	52530	Telephone	0	0	745	745	745
01509648	Flat Rock Creek Pool	52540	Wastewater	834	838	0	0	0
01509648	Flat Rock Creek Pool	52545	Water	2,267	0	899	899	899
01509648	Flat Rock Creek Pool	52620	Rents/Leases	0	765	0	0	0
01509648	Flat Rock Creek Pool	52702	Repair/Maint - Facilities	0	0	776	776	776
01509648	Flat Rock Creek Pool	52704	Repair/Maint - Equipment	765	0	955	955	955
01509648	Flat Rock Creek Pool	52800	Advertising/Publications	790	0	1,902	1,902	1,902
01509648	Flat Rock Creek Pool	52820	Dues/Memberships	800	520	86	86	86
			Contractual Services Total	12,079	2,123	6,387	6,387	6,387
01509648	Flat Rock Creek Pool	54322	Supplies - Ground	20,093	20,404	17,611	17,611	17,611
01509648	Flat Rock Creek Pool	54330	Supplies - Medical (disposable)	1,900	0	1,266	1,266	1,266
01509648	Flat Rock Creek Pool	54336	Supplies - Office	1,178	0	30	30	30
01509648	Flat Rock Creek Pool	54340	Supplies - Operational	524	1,098	4,809	4,809	4,809
01509648	Flat Rock Creek Pool	54430	Merchandise for Resale	3,220	3,192	4,857	4,857	4,857
01509648	Flat Rock Creek Pool	54442	Uniforms	1,173	1,117	1,117	1,117	1,117
			Commodities Total	28,088	25,811	29,690	29,690	29,690
			Org Total	125,762	112,321	140,472	140,472	141,250
01509649	Indian Trails Pool	51100	Regular Salary/Wages	136,251	120,981	154,005	154,005	155,134
01509649	Indian Trails Pool	51110	Overtime/Shift/Hazard	555	5,254	0	0	0
01509649	Indian Trails Pool	51505	FICA/OADSI	8,482	7,827	9,548	9,548	9,618
01509649	Indian Trails Pool	51510	FICA/MD	1,984	1,830	2,233	2,233	2,250
01509649	Indian Trails Pool	51540	Workers Compensation	4,460	997	5,024	5,024	5,061
01509649	Indian Trails Pool	51545	Unemployment	301	202	404	404	427
01509649	Indian Trails Pool	51570	Employee Assistance Program	0	0	60	60	60
			Personal Services Total	152,033	137,091	171,274	171,274	172,550
01509649	Indian Trails Pool	52510	Electricity	18,788	0	4,224	4,224	4,224
01509649	Indian Trails Pool	52515	Gas	548	170	0	0	0
01509649	Indian Trails Pool	52530	Telephone	0	0	728	728	728
01509649	Indian Trails Pool	52535	Trash	214	0	77	77	77
01509649	Indian Trails Pool	52540	Wastewater	6,937	7,690	0	0	0
01509649	Indian Trails Pool	52545	Water	29,481	0	2,406	2,406	2,406
01509649	Indian Trails Pool	52620	Rents/Leases	0	765	0	0	0
01509649	Indian Trails Pool	52704	Repair/Maint - Equipment	1,045	0	955	955	955
01509649	Indian Trails Pool	52800	Advertising/Publications	1,390	0	2,482	2,482	2,482
01509649	Indian Trails Pool	52820	Dues/Memberships	2,095	520	86	86	86
			Contractual Services Total	60,498	9,145	10,958	10,958	10,958
01509649	Indian Trails Pool	54110	Equipment - Other Minor	0	0	4,568	4,568	4,568
01509649	Indian Trails Pool	54322	Supplies - Ground	31,982	27,957	23,691	23,691	23,691
01509649	Indian Trails Pool	54330	Supplies - Medical (disposable)	3,782	0	7,657	7,657	7,657
01509649	Indian Trails Pool	54336	Supplies - Office	1,178	65	166	166	166
01509649	Indian Trails Pool	54340	Supplies - Operational	1,313	1,647	2,084	2,084	2,084
01509649	Indian Trails Pool	54430	Merchandise for Resale	7,278	6,044	10,554	10,554	10,554
01509649	Indian Trails Pool	54442	Uniforms	1,436	2,220	2,505	2,505	2,505
			Commodities Total	46,969	37,933	51,225	51,225	51,225
			Org Total	259,500	184,169	233,457	233,457	234,733
01509651	Swim Team	51100	Regular Salary/Wages	12,381	7,243	20,393	20,393	20,542
01509651	Swim Team	51110	Overtime/Shift/Hazard	0	1,453	0	0	0
01509651	Swim Team	51505	FICA/OADSI	768	539	1,264	1,264	1,274
01509651	Swim Team	51510	FICA/MD	180	126	296	296	298
01509651	Swim Team	51540	Workers Compensation	404	69	665	665	670
01509651	Swim Team	51545	Unemployment	27	14	54	54	57
01509651	Swim Team	51570	Employee Assistance Program	0	0	30	30	30
			Personal Services Total	13,760	9,444	22,702	22,702	22,871
01509651	Swim Team	52159	Other Professional Services	0	0	91	91	91
01509651	Swim Team	52820	Dues/Memberships	299	299	472	472	472
			Contractual Services Total	299	299	563	563	563
01509651	Swim Team	54340	Supplies - Operational	1,756	8,571	2,009	2,009	2,009
01509651	Swim Team	54342	Supplies - Other/misc	436	0	0	0	0
01509651	Swim Team	54430	Merchandise for Resale	0	0	1,387	1,387	1,387
			Commodities Total	2,192	8,571	3,396	3,396	3,396
			Org Total	16,251	18,314	26,661	26,661	26,830
02100000	Endowment	54300	Supplies	79	0	0	0	0
02100000	Endowment	54342	Supplies - Other/misc	716	0	0	0	0
			Commodities Total	795	0	0	0	0

ORG	ORG DESCRIPTION	OBJ	DESCRIPTION	2017 ACTUAL	2018 ACTUAL	2019 ORIGINAL BUDGET	2019 REVISED BUDGET	2020 BUDGET
02100000	Endowment	70100	Transfers	42,376	0	0	0	0
			Transfers Out Total	42,376	0	0	0	0
Endowment Fund Total				43,171	0	0	0	0
03100000	Foundation	54110	Equipment - Other Minor	0	0	0	0	0
03100000	Foundation	54342	Supplies - Other/misc	0	3,464	0	0	0
			Commodities Total	0	3,464	0	0	0
Foundation Fund Total				0	3,464	0	0	0
Parks & Recreation Total				6,051,243	6,248,740	7,108,439	7,149,603	7,059,910
General Fund Total				79,947,427	79,464,269	108,835,728	87,897,542	112,539,579
05700000	2003A GO Bonds	60105	Interest	23,374	11,856	0	0	0
05700000	2003A GO Bonds	60210	Principal Redemption	230,350	237,125	0	0	0
			Debt Service Total	253,724	248,981	0	0	0
05700000	2006E GO Bonds	60105	Interest	22,291	20,491	18,491	0	0
05700000	2006E GO Bonds	60210	Principal Redemption	45,000	50,000	50,000	0	0
			Debt Service Total	67,291	70,491	68,491	0	0
05700000	2007B GO Bonds	60105	Interest	113,750	97,000	79,500	0	0
05700000	2007B GO Bonds	60210	Principal Redemption	335,000	350,000	370,000	0	0
			Debt Service Total	448,750	447,000	449,500	0	0
05700000	2008B Special Assessment	60105	Interest	88,125	75,525	62,525	0	0
05700000	2008B Special Assessment	60210	Principal Redemption	315,000	325,000	245,000	0	0
			Debt Service Total	403,125	400,525	307,525	0	0
05700000	2008B TIF	60105	Interest	265,550	235,550	204,550	0	0
05700000	2008B TIF	60210	Principal Redemption	750,000	775,000	810,000	0	0
			Debt Service Total	1,015,550	1,010,550	1,014,550	0	0
05700000	2009A GO Bonds	60105	Interest	4,759	32,130	22,132	22,132	0
05700000	2009A GO Bonds	60210	Principal Redemption	275,000	280,000	290,000	290,000	0
			Debt Service Total	279,759	312,130	312,132	312,132	0
05700000	2010B GO Bonds	60105	Interest	135,869	127,169	118,168	118,168	106,768
05700000	2010B GO Bonds	60210	Principal Redemption	290,000	300,000	285,000	285,000	295,000
			Debt Service Total	425,869	427,169	403,168	403,168	401,768
05700000	2010B Special Assessment	60105	Interest	134,600	123,350	111,800	111,800	96,000
05700000	2010B Special Assessment	60210	Principal Redemption	375,000	385,000	395,000	395,000	415,000
			Debt Service Total	509,600	508,350	506,800	506,800	511,000
05700000	2010C GO Refunding Bonds	60105	Interest	245,932	124,660	0	0	0
05700000	2010C GO Refunding Bonds	60210	Principal Redemption	2,425,450	2,493,200	0	0	0
			Debt Service Total	2,671,382	2,617,860	0	0	0
05700000	2011A GO Bonds	60105	Interest	77,100	62,250	47,100	47,100	31,500
05700000	2011A GO Bonds	60210	Principal Redemption	495,000	505,000	520,000	520,000	520,000
			Debt Service Total	572,100	567,250	567,100	567,100	551,500
05700000	2012A GO Bonds	60105	Interest	61,350	52,912	44,025	44,025	35,025
05700000	2012A GO Bonds	60210	Principal Redemption	375,000	395,000	400,000	400,000	410,000
			Debt Service Total	436,350	447,912	444,025	444,025	445,025
05700000	2012A Special Assessment	60105	Interest	223,194	214,531	205,418	205,418	196,532
05700000	2012A Special Assessment	60210	Principal Redemption	385,000	405,000	395,000	395,000	405,000
			Debt Service Total	608,194	619,531	600,418	600,418	601,532
05700000	2013A GO Bonds	60105	Interest	75,950	68,550	61,050	61,050	49,500
05700000	2013A GO Bonds	60210	Principal Redemption	370,000	375,000	385,000	385,000	395,000
			Debt Service Total	445,950	443,550	446,050	446,050	444,500
05700000	2013A Special Assessment	60105	Interest	20,525	19,625	18,625	18,625	17,125
05700000	2013A Special Assessment	60210	Principal Redemption	45,000	50,000	50,000	50,000	50,000
			Debt Service Total	65,525	69,625	68,625	68,625	67,125
05700000	2014A GO Bonds	60105	Interest	312,944	265,444	245,544	245,544	225,244
05700000	2014A GO Bonds	60210	Principal Redemption	950,000	995,000	1,015,000	1,015,000	1,035,000
			Debt Service Total	1,262,944	1,260,444	1,260,544	1,260,544	1,260,244
05700000	2014B GO Refunding Bonds	60105	Interest	201,500	161,250	119,750	119,750	75,500
05700000	2014B GO Refunding Bonds	60210	Principal Redemption	805,000	830,000	885,000	885,000	930,000
			Debt Service Total	1,006,500	991,250	1,004,750	1,004,750	1,005,500

ORG	ORG DESCRIPTION	OBJ	DESCRIPTION	2017	2018	2019	2019	2020
				ACTUAL	ACTUAL	ORIGINAL BUDGET	REVISED BUDGET	BUDGET
05700000	2015A GO Bonds	60105	Interest	438,275	420,575	390,325	390,325	358,575
05700000	2015A GO Bonds	60210	Principal Redemption	590,000	605,000	635,000	635,000	670,000
			Debt Service Total	1,028,275	1,025,575	1,025,325	1,025,325	1,028,575
05700000	2015A Special Assessment	60105	Interest	146,450	140,000	129,000	129,000	117,250
05700000	2015A Special Assessment	60210	Principal Redemption	215,000	220,000	235,000	235,000	245,000
			Debt Service Total	361,450	360,000	364,000	364,000	362,250
05700000	2015A Refunding Bonds	60105	Interest	184,400	173,600	155,350	155,350	136,100
05700000	2015A Refunding Bonds	60210	Principal Redemption	360,000	365,000	385,000	385,000	405,000
			Debt Service Total	544,400	538,600	540,350	540,350	541,100
05700000	2015B Civic Center Bonds	60105	Interest	567,738	567,738	567,738	567,738	535,488
05700000	2015B Civic Center Bonds	60210	Principal Redemption	0	0	645,000	645,000	680,000
			Debt Service Total	567,738	567,738	1,212,738	1,212,738	1,215,488
05700000	2018A GO Bonds	60105	Interest	0	0	755,494	341,198	259,550
05700000	2018A GO Bonds	60210	Principal Redemption	0	0	1,238,477	1,360,000	1,440,000
			Debt Service Total	0	0	1,993,971	1,701,198	1,699,550
05700000	2018A Special Assessment	60105	Interest	0	0	0	231,022	210,530
05700000	2018A Special Assessment	60210	Principal Redemption	0	0	0	225,000	245,000
			Debt Service Total	0	0	0	456,022	455,530
05700000	2018 C GO Bonds	60105	Interest	0	0	0	486,872	592,250
05700000	2018C GO Bonds	60210	Principal Redemption	0	0	0	630,000	525,000
			Debt Service Total	0	0	0	1,116,872	1,117,250
05700000	2019C Bonds	60105	Interest	0	0	0	0	72,122
05700000	2019C Bonds	60210	Principal Redemption	0	0	0	0	125,000
			Debt Service Total	0	0	0	0	197,122
05700000	2019C Special Assessment	60105	Interest	0	0	0	0	98,121
05700000	2019C Special Assessment	60210	Principal Redemption	0	0	0	0	300,000
			Debt Service Total	0	0	0	0	398,121
05700000	Debt Service	70100	Transfers	0	0	611,000	611,000	830,000
05700000	Debt Service	70500	Fund Balance Reserve	0	0	3,459,951	0	3,862,490
			Transfers Out Total	0	0	4,070,951	611,000	4,692,490
			Org Total	12,974,476	12,934,531	16,661,013	12,641,117	16,995,670
06700000	TIF Debt Service	52100	Services	10,217	7,204	0	601	0
			Contractual Services Total	10,217	7,204	0	601	0
06700000	TIF Debt Service	60105	Interest	50,500	59,993	246,203	245,602	240,486
06700000	TIF Debt Service	60210	Principal Redemption	184,500	180,007	0	0	0
			Debt Service Total	235,000	240,000	246,203	245,602	240,486
			Org Total	245,217	247,204	246,203	246,203	240,486
			Debt Service Funds Total	13,219,693	13,181,735	16,907,216	12,887,320	17,236,156
25401502	Special Highway - Streets	70100	Transfers	1,405,139	1,448,604	1,435,000	1,435,000	1,460,550
25401502	Special Highway - Streets	70500	Fund Balance Reserve	0	0	360,861	0	365,032
			Transfers Out Total	1,405,139	1,448,604	1,795,861	1,435,000	1,825,582
			Special Highway Fund Total	1,405,139	1,448,604	1,795,861	1,435,000	1,825,582
26350000	Drug & Alcohol Awareness	52159	Other Professional Services	0	19,425	0	0	86,385
26350000	Drug & Alcohol Awareness	52160	Payments To Other Agencies	130,000	130,500	170,000	170,000	135,000
			Contractual Services Total	130,000	149,925	170,000	170,000	221,385
26350000	Drug & Alcohol Awareness	54342	Supplies - Other/misc	34,452	30,062	36,000	36,000	30,000
			Commodities Total	34,452	30,062	36,000	36,000	30,000
26350000	Drug & Alcohol Awareness	70100	Transfers	61,229	52,189	60,000	60,000	60,000
26350000	Drug & Alcohol Awareness	70500	Fund Balance Reserve	0	0	492,475	0	564,443
			Transfers Out Total	61,229	52,189	552,475	60,000	624,443
			Special Alcohol Fund Total	225,681	232,176	758,475	266,000	875,828
27501000	Special Parks & Recreation	70100	Transfers	264,033	280,572	266,000	266,000	311,385
27501000	Special Parks & Recreation	70500	Fund Balance Reserve	0	0	62,250	0	85,821
			Transfers Out Total	264,033	280,572	328,250	266,000	397,206
			Special Parks & Rec. Fund Total	264,033	280,572	328,250	266,000	397,206

ORG	ORG DESCRIPTION	OBJ	DESCRIPTION	2017	2018	2019	2019	2020
				ACTUAL	ACTUAL	ORIGINAL BUDGET	REVISED BUDGET	BUDGET
28054000	Economic Development - CVB	52120	Convention & Visitors Bureau	220,000	220,000	220,000	270,000	270,000
28054000	Economic Development - CVB	52160	Payments To Other Agencies	2,583	0	0	0	0
			Contractual Services Total	222,583	220,000	220,000	270,000	270,000
			Org Total	222,583	220,000	220,000	270,000	270,000
28055000	Economic Development - EDC	52124	Economic Development Council	325,000	335,000	335,000	335,000	335,000
28055000	Economic Development - EDC	52160	Payments To Other Agencies	2,582	0	0	0	0
			Contractual Services Total	327,582	335,000	335,000	335,000	335,000
			Org Total	327,582	335,000	335,000	335,000	335,000
28056000	Economic Development - Other	52820	Dues/Memberships	0	0	0	1,925	1,925
			Contractual Services Total	0	0	0	1,925	1,925
28056000	Economic Development - Other	55340	Streets	0	0	0	26,143	0
28056000	Economic Development - Other	55810	Economic Development Capital Total	100,000	90,000	864,169	836,101	517,429
			Capital Total	100,000	90,000	864,169	862,244	517,429
28056000	Economic Development - Other	60105	Interest	124,006	116,506	113,306	113,306	110,106
28056000	Economic Development - Other	60210	Principal Redemption	150,000	160,000	160,000	160,000	165,000
			Debt Service Total	274,006	276,506	273,306	273,306	275,106
28056000	Economic Development - Other	70100	Transfers	23,000	178,470	22,000	172,269	244,750
28056000	Economic Development - Other	70500	Fund Balance Reserve	0	0	1,488,143	0	1,393,905
			Transfers Out Total	23,000	178,470	1,510,143	172,269	1,638,655
			Org Total	397,006	544,976	2,647,618	1,309,744	2,433,115
28500652	Legler Barn	51100	Regular Salary/Wages	10,301	10,058	32,683	32,683	32,924
28500652	Legler Barn	51505	FICA/OADSI	639	624	2,026	2,026	2,041
28500652	Legler Barn	51510	FICA/MD	149	146	474	474	477
28500652	Legler Barn	51515	Employers KPERS	9	10	0	0	0
28500652	Legler Barn	51530	Pension Plan	4	6	0	0	0
28500652	Legler Barn	51540	Workers Compensation	27	25	78	78	79
28500652	Legler Barn	51545	Unemployment	22	16	86	86	91
28500652	Legler Barn	51570	Employee Assistance Program	0	0	30	30	30
			Personal Services Total	11,151	10,885	35,377	35,377	35,642
28500652	Legler Barn	52159	Other Professional Services	2,685	3,139	1,500	3,000	4,000
28500652	Legler Barn	52166	Photography Services	0	0	1,778	1,778	0
28500652	Legler Barn	52300	Training/Travel/Meetings	0	0	947	947	0
28500652	Legler Barn	52320	Training/Mtgs - Hosted by City	0	0	358	358	0
28500652	Legler Barn	52530	Telephone	0	0	1,735	985	0
28500652	Legler Barn	52800	Advertising/Publications	545	545	1,259	509	3,748
28500652	Legler Barn	52850	Postage/Shipping	0	0	171	171	0
			Contractual Services Total	3,230	3,684	7,748	7,748	7,748
28500652	Legler Barn	54322	Supplies - Ground	0	0	1,266	1,266	0
28500652	Legler Barn	54336	Supplies - Office	0	0	947	947	0
28500652	Legler Barn	54340	Supplies - Operational	0	0	187	187	2,400
			Commodities Total	0	0	2,400	2,400	2,400
			Org Total	14,381	14,569	45,525	45,525	45,790
			Tourism & Convention Fund Total	961,552	1,114,545	3,248,143	1,960,269	3,083,905
40501703	PRIF Zone 1	70100	Transfers	663,622	0	275,000	275,000	225,000
40501703	PRIF Zone 1	70500	Fund Balance Reserve	0	0	489,364	0	532,514
			Transfers Out Total	663,622	0	764,364	275,000	757,514
40501709	PRIF Zone 1	55302	Art	10,000	0	0	0	0
			Capital Total	10,000	0	0	0	0
			PRIF Zone 1 Fund Total	673,622	0	764,364	275,000	757,514
41501704	PRIF Zone 2	70100	Transfers	60,455	0	100,000	100,000	100,000
41501704	PRIF Zone 2	70500	Fund Balance Reserve	0	0	478,516	0	612,066
			Transfers Out Total	60,455	0	578,516	100,000	712,066
41501710	PRIF Zone 2	52159	Other Professional Services	9,600	0	0	0	0
			Contractual Services Total	9,600	0	0	0	0
41501710	PRIF Zone 2	54342	Supplies - Other/misc	9,902	0	0	0	0
			Commodities Total	9,902	0	0	0	0
			PRIF Zone 2 Fund Total	79,957	0	578,516	100,000	712,066
42501705	PRIF Zone 3	70100	Transfers	24,415	0	100,000	100,000	100,000
42501705	PRIF Zone 3	70500	Fund Balance Reserve	0	0	502,732	0	606,353
			Transfers Out Total	24,415	0	602,732	100,000	706,353
			PRIF Zone 3 Fund Total	24,415	0	602,732	100,000	706,353

ORG	ORG DESCRIPTION	OBJ	DESCRIPTION	2017 ACTUAL	2018 ACTUAL	2019 ORIGINAL BUDGET	2019 REVISED BUDGET	2020 BUDGET
43501706	Street Tree Zone 1	54322	Supplies - Ground	788	572	10,000	10,000	10,000
			Commodities Total	788	572	10,000	10,000	10,000
43501706	Street Tree Zone 1	70500	Fund Balance Reserve	0	0	105,944	0	107,277
			Transfers Out Total	0	0	105,944	0	107,277
			Street Tree Zone 1 Fund Total	788	572	115,944	10,000	117,277
44501707	Street Tree Zone 2	54322	Supplies - Ground	38,590	26,240	45,000	35,000	50,000
			Commodities Total	38,590	26,240	45,000	35,000	50,000
44501707	Street Tree Zone 2	70500	Fund Balance Reserve	0	0	141,531	0	122,148
			Transfers Out Total	0	0	141,531	0	122,148
			Street Tree Zone 2 Fund Total	38,590	26,240	186,531	35,000	172,148
45501708	Street Tree Zone 3	54322	Supplies - Ground	50,653	47,930	30,000	35,000	30,000
			Commodities Total	50,653	47,930	30,000	35,000	30,000
45501708	Street Tree Zone 3	70500	Fund Balance Reserve	0	0	184,304	0	163,722
			Transfers Out Total	0	0	184,304	0	163,722
			Street Tree Zone 3 Fund Total	50,653	47,930	214,304	35,000	193,722
46402000	TIP Zone 1	55340	Streets	5,000	14,000	0	0	0
			Commodities Total	5,000	14,000	0	0	0
46402000	TIP Zone 1	70100	Transfers	190,000	0	320,000	320,000	320,000
46402000	TIP Zone 1	70500	Fund Balance Reserve	0	0	869,336	0	1,416,110
			Transfers Out Total	190,000	0	1,189,336	320,000	1,736,110
			TIP Zone 1 Fund Total	195,000	14,000	1,189,336	320,000	1,736,110
47402000	TIP Zone 2	70100	Transfers	0	291,572	150,000	160,000	225,000
47402000	TIP Zone 2	70500	Fund Balance Reserve	0	0	456,482	0	474,678
			Transfers Out Total	0	291,572	606,482	160,000	699,678
			TIP Zone 2 Fund Total	0	291,572	606,482	160,000	699,678
48402000	TIP Zone 3	70100	Transfers	0	0	76,000	76,000	150,000
48402000	TIP Zone 3	70500	Fund Balance Reserve	0	0	576,810	0	665,041
			Transfers Out Total	0	0	652,810	76,000	815,041
			TIP Zone 3 Fund Total	0	0	652,810	76,000	815,041
50052000	Economic Development - NRD	52159	Other Professional Services	200	0	0	0	0
50052000	Economic Development - NRD	52846	NRD Rebate	118,884	206,576	300,000	300,000	350,000
			Contractual Services Total	119,084	206,576	300,000	300,000	350,000
50052000	Economic Development - NRD	54110	Equipment - Other Minor	5,700	0	0	0	0
			Commodities Total	5,700	0	0	0	0
50052000	Economic Development - NRD	70500	Fund Balance Reserve	0	0	167,341	0	281,138
			Transfers Out Total	0	0	167,341	0	281,138
			NRD Fund Total	124,784	206,576	467,341	300,000	631,138
51053000	Economic Development - TIF	55810	Economic Development	1,700,266	3,070,254	5,074,500	5,074,500	7,330,165
			Capital Total	1,700,266	3,070,254	5,074,500	5,074,500	7,330,165
51053000	Economic Development - TIF	70100	Transfers	703,520	1,533,321	25,500	25,500	36,835
51053000	Economic Development - TIF	70500	Fund Balance Reserve	0	0	1,984,441	0	1,278,148
			Transfers Out Total	703,520	1,533,321	2,009,941	25,500	1,314,983
			City Center Fund Total	2,403,786	4,603,575	7,084,441	5,100,000	8,645,148
52053000	Economic Development - TIF	70100	Transfers	248,447	246,202	0	0	0
			Transfers Out Total	248,447	246,202	0	0	0
			City Center Fund Total	248,447	246,202	0	0	0
53053000	Economic Development - TIF	55810	Economic Development	1,521,711	1,585,666	2,625,805	2,625,805	3,091,465
			Capital Total	1,521,711	1,585,666	2,625,805	2,625,805	3,091,465
53053000	Economic Development - TIF	70100	Transfers	3,395	3,507	13,195	13,195	15,535
53053000	Economic Development - TIF	70500	Fund Balance Reserve	0	0	5,160	0	33,640
			Transfers Out Total	3,395	3,507	18,355	13,195	49,175
			Mining TIF Fund Total	1,525,106	1,589,173	2,644,160	2,639,000	3,140,640
54053000	Economic Development - TIF	55810	Economic Development	97,716	518,599	1,012,910	1,012,910	1,117,385
			Capital Total	97,716	518,599	1,012,910	1,012,910	1,117,385

ORG	ORG DESCRIPTION	OBJ	DESCRIPTION	2017 ACTUAL	2018 ACTUAL	2019 ORIGINAL BUDGET	2019 REVISED BUDGET	2020 BUDGET
54053000	Economic Development - TIF	70100	Transfers	0	11,343	5,090	5,090	5,615
54053000	Economic Development - TIF	70500	Fund Balance Reserve	0	0	1,380,132	0	1,721,301
			Transfers Out Total	0	11,343	1,385,222	5,090	1,726,916
Ridgeview Mining TIF Fund Total				97,716	529,942	2,398,132	1,018,000	2,844,301
56051000	Economic Development - CID	55810	Economic Development	482,979	484,555	643,500	643,500	643,500
			Capital Total	482,979	484,555	643,500	643,500	643,500
56051000	Economic Development - CID	70100	Transfers	4,878	4,895	6,500	6,500	6,500
56051000	Economic Development - CID	70500	Fund Balance Reserve	0	0	101,296	0	154,517
			Transfers Out Total	4,878	4,895	107,796	6,500	161,017
Orchard Corners CID Fund Total				487,857	489,450	751,296	650,000	804,517
57051000	Economic Development - CID	55810	Economic Development	81,835	95,352	108,900	108,900	108,900
			Capital Total	81,835	95,352	108,900	108,900	108,900
57051000	Economic Development - CID	70100	Transfers	827	963	1,100	1,100	1,100
57051000	Economic Development - CID	70500	Fund Balance Reserve	0	0	14,381	0	17,361
			Transfers Out Total	827	963	15,481	1,100	18,461
Prairie Creek CID Fund Total				82,662	96,315	124,381	110,000	127,361
58051000	Economic Development - CID	55810	Economic Development	39,492	38,317	51,480	51,480	51,480
			Capital Total	39,492	38,317	51,480	51,480	51,480
58051000	Economic Development - CID	70100	Transfers	399	387	520	520	520
58051000	Economic Development - CID	70500	Fund Balance Reserve	0	0	7,177	0	7,641
			Transfers Out Total	399	387	7,697	520	8,161
Quivira 95 CID Fund Total				39,891	38,704	59,177	52,000	59,641
59051000	Economic Development - CID	55810	Economic Development	54,063	60,096	69,300	69,300	69,300
			Capital Total	54,063	60,096	69,300	69,300	69,300
59051000	Economic Development - CID	70100	Transfers	546	607	700	700	700
59051000	Economic Development - CID	70500	Fund Balance Reserve	0	0	8,946	0	9,261
			Transfers Out Total	546	607	9,646	700	9,961
Greystone Plaza CID Fund Total				54,609	60,703	78,946	70,000	79,261
61051000	Economic Development - CID	55810	Economic Development	40,057	51,044	59,400	19,800	19,800
			Capital Total	40,057	51,044	59,400	19,800	19,800
61051000	Economic Development - CID	70100	Transfers	405	-94	600	200	200
61051000	Economic Development - CID	70500	Fund Balance Reserve	0	0	9,429	0	28,584
			Transfers Out Total	405	-94	10,029	200	28,784
City Center East #1 CID Fund Total				40,462	50,950	69,429	20,000	48,584
62051000	Economic Development - CID	55810	Economic Development	0	27,588	89,100	89,100	89,100
			Capital Total	0	27,588	89,100	89,100	89,100
62051000	Economic Development - CID	70100	Transfers	186	279	900	900	900
62051000	Economic Development - CID	70500	Fund Balance Reserve	0	0	82,292	0	137,947
			Transfers Out Total	186	279	83,192	900	138,847
City Center East #2 CID Fund Total				186	27,867	172,292	90,000	227,947
63053000	Economic Development - TIF	55810	Economic Development	33,964	35,534	1,197,980	1,197,980	1,283,550
			Capital Total	33,964	35,534	1,197,980	1,197,980	1,283,550
63053000	Economic Development - TIF	70100	Transfers	171	179	6,020	6,020	6,450
63053000	Economic Development - CID	70500	Fund Balance Reserve	0	0	295,152	0	864,901
			Transfers Out Total	171	179	301,172	6,020	871,351
I-35 & 95th Street TIF Fund Total				34,135	35,713	1,499,152	1,204,000	2,154,901
64051000	Economic Development - CID	55810	Economic Development	0	45,985	43,560	51,480	54,450
			Capital Total	0	45,985	43,560	51,480	54,450
64051000	Economic Development - CID	70100	Transfers	0	465	440	520	550
64051000	Economic Development - CID	70500	Fund Balance Reserve	0	0	9,439	0	6,546
			Transfers Out Total	0	465	9,879	520	7,096
SpringHill Suites CID Fund Total				0	46,450	53,439	52,000	61,546
65051000	Economic Development - CID	55810	Economic Development	0	0	23,760	23,760	23,760
			Capital Total	0	0	23,760	23,760	23,760

ORG	ORG DESCRIPTION	OBJ	DESCRIPTION	2017 ACTUAL	2018 ACTUAL	2019 ORIGINAL BUDGET	2019 REVISED BUDGET	2020 BUDGET
65051000	Economic Development - CID	70100	Transfers	0	0	240	240	240
65051000	Economic Development - CID	70500	Fund Balance Reserve	0	0	1,142	0	18,968
			Transfers Out Total	0	0	1,382	240	19,208
Candlewood Suites CID Fund Total				0	0	25,142	24,000	42,968
66051000	Economic Development - TIF	55810	Economic Development	0	0	27,720	27,720	29,700
			Capital Total	0	0	27,720	27,720	29,700
66051000	Economic Development - TIF	70100	Transfers	0	0	280	280	300
66051000	Economic Development - CID	70500	Fund Balance Reserve	0	0	2,709	0	26,995
			Transfers Out Total	0	0	2,989	280	27,295
Holiday Inn Express CID Fund Total				0	0	30,709	28,000	56,995
67051000	Economic Development - TIF	55810	Economic Development	0	0	0	70,000	277,200
			Capital Total	0	0	0	70,000	277,200
67051000	Economic Development - TIF	70100	Transfers	0	0	0	0	2,800
			Transfers Out Total	0	0	0	0	2,800
Sonoma Plaza CID Fund Total				0	0	0	70,000	280,000
68051000	Economic Development - TIF	55810	Economic Development	0	0	0	10,000	49,500
			Capital Total	0	0	0	10,000	49,500
68051000	Economic Development - TIF	70100	Transfers	0	0	0	0	500
			Transfers Out Total	0	0	0	0	500
City Center Area E CID Fund Total				0	0	0	10,000	50,000
80405000	Stormwater Administration	51100	Regular Salary/Wages	73,663	75,989	136,693	136,693	145,577
80405000	Stormwater Administration	51110	Overtime/Shift/Hazard	9	0	0	0	0
80405000	Stormwater Administration	51120	Allowances	17	314	2,549	2,549	2,128
80405000	Stormwater Administration	51505	FICA/OADSI	4,347	4,357	8,633	8,633	9,158
80405000	Stormwater Administration	51510	FICA/MD	1,031	1,065	2,019	2,019	2,141
80405000	Stormwater Administration	51515	Employers KPERS	6,448	7,145	13,772	13,772	14,195
80405000	Stormwater Administration	51530	Pension Plan	5,444	3,588	8,355	8,355	8,863
80405000	Stormwater Administration	51540	Workers Compensation	176	182	334	334	397
80405000	Stormwater Administration	51545	Unemployment	155	116	359	359	401
80405000	Stormwater Administration	51550	Health Insurance	13,416	11,059	17,738	17,738	16,500
80405000	Stormwater Administration	51555	Short Term Disability	39	36	53	53	53
80405000	Stormwater Administration	51565	Life Insurance	176	182	350	350	372
80405000	Stormwater Administration	51570	Employee Assistance Program	21	20	50	50	50
			Personal Services Total	104,942	104,053	190,905	190,905	199,835
80405000	Stormwater Administration	52126	Engineering - Design	1,644	14,082	30,000	30,000	30,000
80405000	Stormwater Administration	52159	Other Professional Services	8,622	12,629	51,800	51,800	51,800
80405000	Stormwater Administration	52160	Payments To Other Agencies	26,774	106	20,000	20,000	20,000
80405000	Stormwater Administration	52302	Training/Travel/Mtgs - Per Diem	449	682	2,700	2,700	2,700
80405000	Stormwater Administration	52303	Meals/Food/Refreshments	0	134	2,100	2,100	2,100
80405000	Stormwater Administration	52304	Training/Mtgs - Registration	1,651	6,534	2,400	2,400	2,400
80405000	Stormwater Administration	52306	Training/Travel - Airline	246	276	3,000	3,000	3,000
80405000	Stormwater Administration	52310	Training/Travel - Parking	30	0	300	300	300
80405000	Stormwater Administration	52312	Training/Travel - Taxi	57	24	300	300	300
80405000	Stormwater Administration	52314	Training/Travel - Tolls	0	9	350	350	350
80405000	Stormwater Administration	52316	Training/Travel - Lodging	685	1,236	3,600	3,600	3,600
80405000	Stormwater Administration	52520	Mobile Devices	0	0	4,500	4,500	4,500
80405000	Stormwater Administration	52706	Repair/Maint - Automotive	0	0	1,000	1,000	1,000
80405000	Stormwater Administration	52800	Advertising/Publications	0	0	250	250	250
80405000	Stormwater Administration	52810	Copying/Printings Services	0	0	2,000	2,000	2,000
80405000	Stormwater Administration	52815	Court/Recording Fees	0	0	250	250	250
80405000	Stormwater Administration	52820	Dues/Memberships	1,121	963	2,500	2,500	2,500
80405000	Stormwater Administration	52840	Licenses/Certifications	160	152	250	250	250
80405000	Stormwater Administration	52850	Postage/Shipping	0	0	250	250	250
			Contractual Services Total	41,439	36,827	127,550	127,550	127,550
80405000	Stormwater Administration	54106	Equipment - Field	59	159	2,400	2,400	2,400
80405000	Stormwater Administration	54108	Equipment - Office	328	0	1,000	1,000	1,000
80405000	Stormwater Administration	54204	Software - Other	750	750	3,500	3,500	3,500
80405000	Stormwater Administration	54320	Supplies - Field	14	0	0	0	0
80405000	Stormwater Administration	54336	Supplies - Office	28	2,198	0	0	0
80405000	Stormwater Administration	54340	Supplies - Operational	0	26	0	0	0
80405000	Stormwater Administration	54356	Supplies - Stormwater	45	2,537	15,000	15,000	15,000
80405000	Stormwater Administration	54442	Uniforms	109	284	0	0	0
80405000	Stormwater Administration	54444	Uniforms - Boots	120	149	300	300	300
80405000	Stormwater Administration	54448	Uniforms - Clothing	0	0	1,500	1,500	1,500
			Commodities Total	1,453	6,103	23,700	23,700	23,700
80405000	Stormwater Administration	60105	Interest	17,214	4,846	17,736	17,736	17,736
			Debt Service Total	17,214	4,846	17,736	17,736	17,736

ORG	ORG DESCRIPTION	OBJ	DESCRIPTION	2017	2018	2019	2019	2020
				ACTUAL	ACTUAL	ORIGINAL BUDGET	REVISED BUDGET	BUDGET
80405000	Stormwater Administration	70116	Transfers - Stormwater	650,878	1,300,000	1,719,116	2,219,116	1,746,390
80405000	Stormwater Administration	70500	Fund Balance Reserve	0	0	2,225,200	0	2,509,388
			Transfers Out Total	650,878	1,300,000	3,944,316	2,219,116	4,255,778
Org Total				815,926	1,451,829	4,304,207	2,579,007	4,624,599
80405500	Stormwater Maintenance	51100	Regular Salary/Wages	523,283	645,404	726,064	726,064	775,991
80405500	Stormwater Maintenance	51110	Overtime/Shift/Hazard	6,606	11,116	4,150	4,150	10,000
80405500	Stormwater Maintenance	51120	Allowances	1,200	1,205	1,200	1,200	1,200
80405500	Stormwater Maintenance	51123	Vacation Final Payout	0	4,984	0	0	0
80405500	Stormwater Maintenance	51505	FICA/OADSI	31,159	39,002	45,346	45,346	48,806
80405500	Stormwater Maintenance	51510	FICA/MD	7,287	9,122	10,607	10,607	11,416
80405500	Stormwater Maintenance	51515	Employers KPERS	47,377	62,478	72,336	72,336	75,649
80405500	Stormwater Maintenance	51530	Pension Plan	38,446	36,172	43,884	43,884	47,231
80405500	Stormwater Maintenance	51540	Workers Compensation	27,450	31,344	34,517	34,517	43,775
80405500	Stormwater Maintenance	51545	Unemployment	1,098	999	1,906	1,906	2,138
80405500	Stormwater Maintenance	51550	Health Insurance	172,781	180,375	172,000	172,000	170,000
80405500	Stormwater Maintenance	51555	Short Term Disability	298	350	512	512	544
80405500	Stormwater Maintenance	51565	Life Insurance	1,296	1,601	1,845	1,845	1,984
80405500	Stormwater Maintenance	51570	Employee Assistance Program	323	386	480	480	510
80405500	Stormwater Maintenance	51575	Other Benefits	101	127	0	0	0
			Personal Services Total	858,705	1,024,665	1,114,847	1,114,847	1,189,244
80405500	Stormwater Maintenance	52146	Landfill disposal	2,314	2,528	5,000	5,000	5,000
80405500	Stormwater Maintenance	52159	Other Professional Services	3,517	179	3,500	3,500	3,500
80405500	Stormwater Maintenance	52302	Training/Travel/Mtgs - Per Diem	478	376	1,000	1,000	1,000
80405500	Stormwater Maintenance	52303	Meals/Food/Refreshments	199	328	1,000	1,000	1,000
80405500	Stormwater Maintenance	52304	Training/Mtgs - Registration	4,523	5,323	4,000	4,000	4,000
80405500	Stormwater Maintenance	52306	Training/Travel - Airline	231	246	1,200	1,200	1,200
80405500	Stormwater Maintenance	52310	Training/Travel - Parking	38	0	100	100	100
80405500	Stormwater Maintenance	52312	Training/Travel - Taxi	50	0	200	200	200
80405500	Stormwater Maintenance	52314	Training/Travel - Tolls	43	21	50	50	50
80405500	Stormwater Maintenance	52316	Training/Travel - Lodging	1,400	893	3,000	3,000	3,000
80405500	Stormwater Maintenance	52320	Training/Mtgs - Hosted by City	0	35	100	100	100
80405500	Stormwater Maintenance	52322	Training - Materials	35	44	0	0	0
80405500	Stormwater Maintenance	52620	Rents/Leases	0	0	7,000	7,000	7,000
80405500	Stormwater Maintenance	52624	Rents - Equipment	4,819	947	14,000	14,000	14,000
80405500	Stormwater Maintenance	52648	Rents - Lease Vehicles	7,835	6,991	0	0	0
80405500	Stormwater Maintenance	52702	Repair/Maint - Facilities	28	25	400	400	400
80405500	Stormwater Maintenance	52704	Repair/Maint - Equipment	10,095	2,428	7,000	7,000	7,000
80405500	Stormwater Maintenance	52810	Copying/Printings Services	0	0	50	50	50
80405500	Stormwater Maintenance	52820	Dues/Memberships	525	752	800	800	800
80405500	Stormwater Maintenance	52850	Postage/Shipping	112	12	200	200	200
			Contractual Services Total	36,242	21,128	48,600	48,600	48,600
80405500	Stormwater Maintenance	54110	Equipment - Other Minor	1,608	5,351	5,000	5,000	5,000
80405500	Stormwater Maintenance	54114	Equipment - Tools (hand/power)	2,441	4,742	5,000	5,000	5,000
80405500	Stormwater Maintenance	54304	Supplies - Asphalt	392	0	2,000	2,000	2,000
80405500	Stormwater Maintenance	54312	Supplies - Concrete	9,646	13,910	18,000	18,000	18,000
80405500	Stormwater Maintenance	54316	Supplies - Erosion Control	388	1,089	2,000	2,000	2,000
80405500	Stormwater Maintenance	54324	Supplies - Herbicides	4,455	3,875	6,000	6,000	6,000
80405500	Stormwater Maintenance	54326	Supplies - Iron/Steel	401	2,509	2,500	2,500	2,500
80405500	Stormwater Maintenance	54328	Supplies - Lumber	127	938	1,400	1,400	1,400
80405500	Stormwater Maintenance	54334	Supplies - Motor Vehicle	56	198	0	0	0
80405500	Stormwater Maintenance	54336	Supplies - Office	0	24	0	0	0
80405500	Stormwater Maintenance	54340	Supplies - Operational	6,613	7,579	9,000	9,000	9,000
80405500	Stormwater Maintenance	54342	Supplies - Other/misc	9,688	8,397	12,000	12,000	12,000
80405500	Stormwater Maintenance	54344	Supplies - Pipe	7,505	4,547	9,000	9,000	9,000
80405500	Stormwater Maintenance	54346	Supplies - Plant Materials	2,312	3,782	4,000	4,000	4,000
80405500	Stormwater Maintenance	54350	Supplies - Rock	861	1,889	5,000	5,000	5,000
80405500	Stormwater Maintenance	54352	Supplies - Soil	1,153	1,219	2,000	2,000	2,000
80405500	Stormwater Maintenance	54356	Supplies - Stormwater	19,274	17,401	20,000	20,000	20,000
80405500	Stormwater Maintenance	54444	Uniforms - Boots	2,289	1,885	2,500	2,500	2,500
80405500	Stormwater Maintenance	54446	Uniforms - Jackets/Bibs	313	2,876	3,000	3,000	3,000
80405500	Stormwater Maintenance	54448	Uniforms - Clothing	5,689	3,776	5,500	5,500	5,500
			Commodities Total	75,211	85,987	113,900	113,900	113,900
80405500	Stormwater Maintenance	55110	Equipment - Automotive	167,483	54,558	29,000	29,000	0
80405500	Stormwater Maintenance	55115	Equipment - Heavy Motorized	0	47,406	0	0	0
80405500	Stormwater Maintenance	55125	Equipment - Other Capital	79,456	104,248	0	0	0
			Capital Total	246,939	206,212	29,000	29,000	0
Org Total				1,217,097	1,337,992	1,306,347	1,306,347	1,351,744
80405550	Stormwater Development	51100	Regular Salary/Wages	213,847	237,096	246,100	246,100	253,339
80405550	Stormwater Development	51110	Overtime/Shift/Hazard	407	548	0	0	0
80405550	Stormwater Development	51505	FICA/OADSI	12,857	13,877	15,258	15,258	15,708
80405550	Stormwater Development	51510	FICA/MD	3,007	3,245	3,568	3,568	3,674
80405550	Stormwater Development	51515	Employers KPERS	18,744	22,349	24,340	24,340	24,346
80405550	Stormwater Development	51530	Pension Plan	16,006	13,837	14,767	14,767	15,200
80405550	Stormwater Development	51540	Workers Compensation	4,493	4,959	5,210	5,210	6,459

ORG	ORG DESCRIPTION	OBJ	DESCRIPTION	2017	2018	2019	2019	2020
				ACTUAL	ACTUAL	ORIGINAL BUDGET	REVISED BUDGET	BUDGET
80405550	Stormwater Development	51545	Unemployment	453	355	646	646	698
80405550	Stormwater Development	51550	Health Insurance	31,953	36,157	32,250	32,250	30,000
80405550	Stormwater Development	51555	Short Term Disability	71	71	96	96	96
80405550	Stormwater Development	51565	Life Insurance	513	568	621	621	639
80405550	Stormwater Development	51570	Employee Assistance Program	78	78	90	90	90
80405550	Stormwater Development	51575	Other Benefits	0	25	0	0	0
			Personal Services Total	302,429	333,165	342,946	342,946	350,249
			Org Total	302,429	333,165	342,946	342,946	350,249
80700000	Stormwater Debt Service	60105	Interest	0	22,194	275,730	0	0
80700000	Stormwater Debt Service	60210	Principal Redemption	0	0	307,790	0	0
			Debt Service Total	0	22,194	583,520	0	0
80700000	2003A SW Debt Service	60105	Interest	11,126	5,644	0	0	0
80700000	2003A SW Debt Service	60210	Principal Redemption	109,650	112,875	0	0	0
			Section Total	120,776	118,519	0	0	0
80700000	2006E SW Debt Service	60105	Interest	49,466	45,266	41,266	0	0
80700000	2006E SW Debt Service	60210	Principal Redemption	105,000	100,000	115,000	0	0
			Section Total	154,466	145,266	156,266	0	0
80700000	2007B SW Debt Service	60105	Interest	134,000	124,500	114,500	0	0
80700000	2007B SW Debt Service	60210	Principal Redemption	190,000	200,000	210,000	0	0
			Section Total	324,000	324,500	324,500	0	0
80700000	2009A SW Debt Service	60105	Interest	111,105	70,273	63,769	63,769	0
80700000	2009A SW Debt Service	60210	Principal Redemption	130,000	140,000	140,000	140,000	0
			Section Total	241,105	210,273	203,769	203,769	0
80700000	2010B SW Debt Service	60105	Interest	32,713	31,063	29,412	29,412	27,012
80700000	2010B SW Debt Service	60210	Principal Redemption	55,000	55,000	60,000	60,000	60,000
			Section Total	87,713	86,063	89,412	89,412	87,012
80700000	2010B SW Debt Service (SA)	60105	Interest	11,350	8,950	6,400	6,400	3,200
80700000	2010B SW Debt Service (SA)	60210	Principal Redemption	80,000	85,000	80,000	80,000	80,000
			Section Total	91,350	93,950	86,400	86,400	83,200
80700000	2010C SW Debt Service	60105	Interest	117,068	59,340	0	0	0
80700000	2010C SW Debt Service	60210	Principal Redemption	1,154,550	1,186,800	0	0	0
			Section Total	1,271,618	1,246,140	0	0	0
80700000	2011A SW Debt Service	60105	Interest	34,769	33,119	31,318	31,318	29,518
80700000	2011A SW Debt Service	60210	Principal Redemption	55,000	60,000	60,000	60,000	60,000
			Section Total	89,769	93,119	91,318	91,318	89,518
80700000	2012A SW Debt Service	60105	Interest	29,894	27,644	25,282	25,282	22,806
80700000	2012A SW Debt Service	60210	Principal Redemption	100,000	105,000	110,000	110,000	115,000
			Section Total	129,894	132,644	135,282	135,282	137,806
80700000	2012B SW Debt Service	60105	Interest	79,850	73,150	66,450	66,450	56,400
80700000	2012B SW Debt Service	60210	Principal Redemption	335,000	335,000	335,000	335,000	345,000
			Section Total	414,850	408,150	401,450	401,450	401,400
80700000	2013A SW Debt Service	60105	Interest	90,656	88,256	85,756	85,756	82,006
80700000	2013A SW Debt Service	60210	Principal Redemption	120,000	125,000	125,000	125,000	130,000
			Section Total	210,656	213,256	210,756	210,756	212,006
80700000	2014A SW Debt Service	60105	Interest	32,756	30,506	29,606	29,606	28,706
80700000	2014A SW Debt Service	60210	Principal Redemption	45,000	45,000	45,000	45,000	45,000
			Section Total	77,756	75,506	74,606	74,606	73,706
					45			
80700000	2014B SW Debt Service	60105	Interest	145,812	127,563	108,062	108,062	88,312
80700000	2014B SW Debt Service	60210	Principal Redemption	365,000	390,000	395,000	395,000	430,000
			Section Total	510,812	517,563	503,062	503,062	518,312
80700000	2015A SW Debt Service	60105	Interest	61,500	59,700	56,450	56,450	53,200
80700000	2015A SW Debt Service	60210	Principal Redemption	60,000	65,000	65,000	65,000	70,000
			Section Total	121,500	124,700	121,450	121,450	123,200
80700000	2018A SW Debt Service Rfdng	60105	Interest	0	0	0	137,968	117,700
80700000	2018A SW Debt Service Rfdng	60210	Principal Redemption	0	0	0	295,000	305,000
			Section Total	0	0	0	432,968	422,700
80700000	2018A SW Debt Service (SA)	60105	Interest	0	0	0	161,595	148,382
80700000	2018A SW Debt Service (SA)	60210	Principal Redemption	0	0	0	135,000	150,000
			Section Total	0	0	0	296,595	298,382
80700000	2018A SW Debt Service	60105	Interest	0	0	0	75,000	84,070
80700000	2018A SW Debt Service	60210	Principal Redemption	0	0	0	91,479	85,000
			Section Total	0	0	0	166,479	169,070

ORG	ORG DESCRIPTION	OBJ	DESCRIPTION	2017	2018	2019	2019	2020
				ACTUAL	ACTUAL	ORIGINAL BUDGET	REVISED BUDGET	BUDGET
80700000	2018C SW Debt Service	60105	Interest	0	0	0	36,584	44,619
80700000	2018C SW Debt Service	60210	Principal Redemption	0	0	0	45,000	40,000
			Section Total	0	0	0	81,584	84,619
80700000	2019C SW Debt Service	60105	Interest	0	0	0	0	51,721
80700000	2019C SW Debt Service	60210	Principal Redemption	0	0	0	0	90,000
			Section Total	0	0	0	0	141,721
Org Total				3,846,265	3,811,843	2,981,791	2,895,131	2,842,652
Stormwater Fund Total				6,181,717	6,934,829	8,935,291	7,123,431	9,169,244
82500001	Rec Center Administration	51100	Regular Salary/Wages	189,236	114,080	95,234	95,234	93,870
82500001	Rec Center Administration	51110	Overtime/Shift/Hazard	2,289	130	0	0	0
82500001	Rec Center Administration	51120	Allowances	2,548	3,163	1,365	1,365	2,565
82500001	Rec Center Administration	51505	FICA/OADSI	11,527	6,943	5,989	5,989	5,979
82500001	Rec Center Administration	51510	FICA/MD	2,696	1,624	1,401	1,401	1,398
82500001	Rec Center Administration	51515	Employers KPERS	13,049	8,645	9,555	9,555	9,268
82500001	Rec Center Administration	51530	Pension Plan	10,580	4,447	5,796	5,796	5,786
82500001	Rec Center Administration	51540	Workers Compensation	550	650	761	761	726
82500001	Rec Center Administration	51545	Unemployment	398	183	250	250	259
82500001	Rec Center Administration	51550	Health Insurance	47,983	31,190	16,125	16,125	15,000
82500001	Rec Center Administration	51555	Short Term Disability	66	46	48	48	48
82500001	Rec Center Administration	51565	Life Insurance	348	234	243	243	243
82500001	Rec Center Administration	51570	Employee Assistance Program	73	43	45	45	45
			Personal Services Total	281,343	171,378	136,812	136,812	135,187
82500001	Rec Center Administration	52110	Banking Services	0	0	7,500	7,500	0
82500001	Rec Center Administration	52159	Other Professional Services	6,230	3,045	4,800	4,800	4,800
82500001	Rec Center Administration	52168	Pre-employment Screenings	0	0	3,250	3,250	3,250
82500001	Rec Center Administration	52300	Training/Travel/Meetings	2,573	6,765	10,000	10,000	8,000
82500001	Rec Center Administration	52510	Electricity	107,195	118,025	0	0	0
82500001	Rec Center Administration	52515	Gas	21,276	18,656	0	0	0
82500001	Rec Center Administration	52540	Wastewater	1,367	2,793	0	0	0
82500001	Rec Center Administration	52545	Water	1,683	304	0	0	0
82500001	Rec Center Administration	52800	Advertising/Publications	23,516	14,505	25,500	25,500	25,500
82500001	Rec Center Administration	52820	Dues/Memberships	60	175	0	0	0
82500001	Rec Center Administration	52840	Licenses/Certifications	0	392	0	0	0
			Contractual Services Total	163,900	164,660	51,050	51,050	41,550
82500001	Rec Center Administration	54336	Supplies - Office	3,829	1,524	0	0	0
82500001	Rec Center Administration	54340	Supplies - Operational	0	0	0	0	17,000
82500001	Rec Center Administration	54342	Supplies - Other/misc	2,238	3,983	0	0	0
82500001	Rec Center Administration	54430	Merchandise for Resale	2,521	1,520	27,750	27,750	10,750
82500001	Rec Center Administration	54442	Uniforms	7,987	22,068	8,000	8,000	8,000
			Commodities Total	16,575	29,095	35,750	35,750	35,750
82500001	Rec Center Administration	55305	Building	0	14,310	25,000	25,000	25,000
			Capital Total	0	14,310	25,000	25,000	25,000
82500001	Rec Center Administration	70500	Fund Balance Reserve	0	0	303,753	0	1,001,945
			Transfers Out Total	0	0	303,753	0	1,001,945
Org Total				461,818	379,443	552,365	248,612	1,239,432
82500008	Rec Center Customer Service	51100	Regular Salary/Wages	0	189,936	264,997	264,997	274,053
82500008	Rec Center Customer Service	51110	Overtime/Shift/Hazard	0	211	0	0	0
82500008	Rec Center Customer Service	51120	Allowances	0	791	0	0	910
82500008	Rec Center Customer Service	51505	FICA/OADSI	0	11,737	16,431	16,431	17,048
82500008	Rec Center Customer Service	51510	FICA/MD	0	2,745	3,844	3,844	3,986
82500008	Rec Center Customer Service	51515	Employers KPERS	0	4,589	8,552	8,552	8,770
82500008	Rec Center Customer Service	51530	Pension Plan	0	2,720	3,164	3,164	3,370
82500008	Rec Center Customer Service	51540	Workers Compensation	0	808	1,041	1,041	1,109
82500008	Rec Center Customer Service	51545	Unemployment	0	294	695	695	754
82500008	Rec Center Customer Service	51550	Health Insurance	0	5,480	10,750	10,750	10,000
82500008	Rec Center Customer Service	51555	Short Term Disability	0	20	32	32	32
82500008	Rec Center Customer Service	51565	Life Insurance	0	102	133	133	142
82500008	Rec Center Customer Service	51570	Employee Assistance Program	0	31	150	150	150
			Personal Services Total	0	219,464	309,789	309,789	320,324
82500008	Rec Center Customer Service	52300	Training/Travel/Meetings	0	431	4,000	4,000	2,000
82500008	Rec Center Customer Service	52800	Advertising/Publications	0	1,710	5,000	5,000	5,000
			Contractual Services Total	0	2,141	9,000	9,000	7,000
82500008	Rec Center Customer Service	54336	Supplies - Office	0	227	0	0	0
82500008	Rec Center Customer Service	54340	Supplies - Operational	0	2,058	5,000	5,000	5,000
82500008	Rec Center Customer Service	54342	Supplies - Other/misc	0	185	0	0	0
			Commodities Total	0	2,470	5,000	5,000	5,000
Org Total				0	224,075	323,789	323,789	332,324

ORG	ORG DESCRIPTION	OBJ	DESCRIPTION	2017	2018	2019	2019	2020
				ACTUAL	ACTUAL	ORIGINAL BUDGET	REVISED BUDGET	BUDGET
82501001	Rec Center Facilities	51100	Regular Salary/Wages	28,228	44,360	90,910	90,910	93,065
82501001	Rec Center Facilities	51110	Overtime/Shift/Hazard	5,163	5,778	0	0	6,000
82501001	Rec Center Facilities	51120	Allowances	595	914	910	910	910
82501001	Rec Center Facilities	51505	FICA/OADSI	2,101	3,112	5,693	5,693	6,199
82501001	Rec Center Facilities	51510	FICA/MD	491	728	1,331	1,331	1,450
82501001	Rec Center Facilities	51515	Employers KPERS	3,053	4,814	9,082	9,082	9,608
82501001	Rec Center Facilities	51530	Pension Plan	2,234	1,996	5,509	5,509	5,638
82501001	Rec Center Facilities	51540	Workers Compensation	866	1,666	2,996	2,996	3,555
82501001	Rec Center Facilities	51545	Unemployment	72	80	238	238	256
82501001	Rec Center Facilities	51550	Health Insurance	4,807	7,204	21,500	21,500	20,000
82501001	Rec Center Facilities	51555	Short Term Disability	16	24	64	64	64
82501001	Rec Center Facilities	51565	Life Insurance	80	123	232	232	236
82501001	Rec Center Facilities	51570	Employee Assistance Program	17	26	60	60	60
			Personal Services Total	47,723	70,825	138,525	138,525	147,041
82501001	Rec Center Facilities	52159	Other Professional Services	663	7,395	0	0	0
82501001	Rec Center Facilities	52300	Training/Travel/Meetings	0	0	600	600	600
82501001	Rec Center Facilities	52510	Electricity	0	108,840	262,400	262,400	260,600
82501001	Rec Center Facilities	52515	Gas	0	24,617	54,400	54,400	54,400
82501001	Rec Center Facilities	52540	Wastewater	0	1,319	0	0	4,300
82501001	Rec Center Facilities	52545	Water	0	247	3,200	3,200	700
82501001	Rec Center Facilities	52551	Mobile Device Data Plan	0	0	840	840	840
82501001	Rec Center Facilities	52820	Dues/Memberships	0	0	150	150	150
			Contractual Services Total	663	142,418	321,590	321,590	321,590
82501001	Rec Center Facilities	54100	Equipment (commodities)	0	5,970	9,220	9,220	9,220
82501001	Rec Center Facilities	54336	Supplies - Office	132	0	0	0	0
82501001	Rec Center Facilities	54342	Supplies - Other/misc	21,906	23,188	0	0	25,000
82501001	Rec Center Facilities	54442	Uniforms	0	0	600	600	600
			Commodities Total	22,038	29,158	9,820	9,820	34,820
			Org Total	70,424	242,401	469,935	469,935	503,451
82502659	Rec Center Building Services	51100	Regular Salary/Wages	42,404	88,485	133,659	133,659	181,516
82502659	Rec Center Building Services	51110	Overtime/Shift/Hazard	3,046	6,268	0	0	6,500
82502659	Rec Center Building Services	51120	Allowances	0	78	0	0	0
82502659	Rec Center Building Services	51505	FICA/OADSI	2,719	5,672	8,287	8,287	11,656
82502659	Rec Center Building Services	51510	FICA/MD	636	1,327	1,939	1,939	2,725
82502659	Rec Center Building Services	51515	Employers KPERS	3,471	8,178	7,936	7,936	16,749
82502659	Rec Center Building Services	51520	Employers KPERS W@R	132	269	0	0	0
82502659	Rec Center Building Services	51530	Pension Plan	2,151	3,476	4,814	4,814	10,066
82502659	Rec Center Building Services	51540	Workers Compensation	1,426	3,135	4,361	4,361	6,929
82502659	Rec Center Building Services	51545	Unemployment	92	145	350	350	500
82502659	Rec Center Building Services	51550	Health Insurance	11,432	24,128	21,500	21,500	50,000
82502659	Rec Center Building Services	51555	Short Term Disability	19	47	64	64	160
82502659	Rec Center Building Services	51565	Life Insurance	80	205	202	202	423
82502659	Rec Center Building Services	51570	Employee Assistance Program	25	57	90	90	180
			Personal Services Total	67,633	141,470	183,202	183,202	287,404
82502659	Rec Center Building Services	52159	Other Professional Services	514	8,506	26,500	26,500	26,500
82502659	Rec Center Building Services	52300	Training/Travel/Meetings	0	669	600	600	2,100
82502659	Rec Center Building Services	52620	Rents/Leases	0	0	2,000	2,000	2,000
			Contractual Services Total	514	9,175	29,100	29,100	30,600
82502659	Rec Center Building Services	54318	Supplies - Facilities	5,474	8,455	7,000	7,000	7,000
82502659	Rec Center Building Services	54340	Supplies - Operational	12,539	24,846	28,000	28,000	28,000
82502659	Rec Center Building Services	54442	Uniforms	0	144	1,500	1,500	1,500
			Commodities Total	18,013	33,445	36,500	36,500	36,500
			Org Total	86,160	184,090	248,802	248,802	354,504
82503000	Rec Center Rentals & Events	51100	Regular Salary/Wages	5,225	32,891	46,310	46,310	42,466
82503000	Rec Center Rentals & Events	51110	Overtime/Shift/Hazard	0	101	0	0	0
82503000	Rec Center Rentals & Events	51120	Allowances	0	2,004	455	455	455
82503000	Rec Center Rentals & Events	51505	FICA/OADSI	324	2,236	2,899	2,899	2,661
82503000	Rec Center Rentals & Events	51510	FICA/MD	76	523	678	678	622
82503000	Rec Center Rentals & Events	51515	Employers KPERS	3	1,515	3,060	3,060	2,593
82503000	Rec Center Rentals & Events	51530	Pension Plan	0	934	1,856	1,856	1,619
82503000	Rec Center Rentals & Events	51540	Workers Compensation	38	174	199	199	202
82503000	Rec Center Rentals & Events	51545	Unemployment	11	56	122	122	117
82503000	Rec Center Rentals & Events	51550	Health Insurance	0	5,882	5,375	5,375	5,000
82503000	Rec Center Rentals & Events	51555	Short Term Disability	0	15	16	16	16
82503000	Rec Center Rentals & Events	51565	Life Insurance	0	49	78	78	68
82503000	Rec Center Rentals & Events	51570	Employee Assistance Program	0	9	45	45	45
			Personal Services Total	5,677	46,389	61,093	61,093	55,864
82503000	Rec Center Rentals & Events	52159	Other Professional Services	0	5,254	0	0	5,000
82503000	Rec Center Rentals & Events	52800	Advertising/Publications	1,176	1,849	5,100	5,100	2,600
			Contractual Services Total	1,176	7,103	5,100	5,100	7,600

ORG	ORG DESCRIPTION	OBJ	DESCRIPTION	2017	2018	2019	2019	2020
				ACTUAL	ACTUAL	ORIGINAL BUDGET	REVISED BUDGET	BUDGET
82503000	Rec Center Rentals & Events	54340	Supplies - Operational	2,435	11,212	5,000	5,000	18,400
			Commodities Total	2,435	11,212	5,000	5,000	18,400
			Org Total	9,288	64,704	71,193	71,193	81,864
82506000	Rec Center Enrichment	51100	Regular Salary/Wages	35,808	22,249	24,789	24,789	24,971
82506000	Rec Center Enrichment	51110	Overtime/Shift/Hazard	26	43	0	0	0
82506000	Rec Center Enrichment	51505	FICA/OADSI	2,237	1,382	1,537	1,537	1,548
82506000	Rec Center Enrichment	51510	FICA/MD	523	323	359	359	362
82506000	Rec Center Enrichment	51515	Employers KPERS	244	358	0	0	0
82506000	Rec Center Enrichment	51530	Pension Plan	282	253	0	0	0
82506000	Rec Center Enrichment	51540	Workers Compensation	261	186	195	195	197
82506000	Rec Center Enrichment	51545	Unemployment	75	38	65	65	69
82506000	Rec Center Enrichment	51570	Employee Assistance Program	5	7	30	30	30
82506000	Rec Center Enrichment	51575	Other Benefits	38	0	0	0	0
			Personal Services Total	39,499	24,839	26,975	26,975	27,177
82506000	Rec Center Enrichment	52159	Other Professional Services	0	1,209	0	0	1,500
82506000	Rec Center Enrichment	52800	Advertising/Publications	236	0	5,100	5,100	3,600
			Contractual Services Total	236	1,209	5,100	5,100	5,100
82506000	Rec Center Enrichment	54340	Supplies - Operational	1,996	3,789	8,750	8,750	8,750
			Commodities Total	1,996	3,789	8,750	8,750	8,750
			Org Total	41,731	29,837	40,825	40,825	41,027
82506636	Rec Center Camps	51100	Regular Salary/Wages	0	60,502	124,108	124,108	143,363
82506636	Rec Center Camps	51110	Overtime/Shift/Hazard	0	2,374	0	0	2,500
82506636	Rec Center Camps	51120	Allowances	0	198	228	228	228
82506636	Rec Center Camps	51505	FICA/OADSI	0	3,880	7,709	7,709	9,058
82506636	Rec Center Camps	51510	FICA/MD	0	908	1,802	1,802	2,119
82506636	Rec Center Camps	51515	Employers KPERS	0	2,594	3,522	3,522	3,915
82506636	Rec Center Camps	51530	Pension Plan	0	1,536	796	796	827
82506636	Rec Center Camps	51540	Workers Compensation	0	488	979	979	1,269
82506636	Rec Center Camps	51545	Unemployment	0	98	326	326	394
82506636	Rec Center Camps	51550	Health Insurance	0	1,234	2,688	2,688	2,500
82506636	Rec Center Camps	51555	Short Term Disability	0	15	8	8	8
82506636	Rec Center Camps	51565	Life Insurance	0	26	33	33	35
82506636	Rec Center Camps	51570	Employee Assistance Program	0	23	68	68	68
			Personal Services Total	0	73,876	142,267	142,267	166,284
82506636	Rec Center Camps	52159	Other Professional Services	0	14,677	29,500	29,500	42,500
82506636	Rec Center Camps	52800	Advertising/Publications	0	0	2,000	2,000	2,000
82506636	Rec Center Camps	52840	Licenses/Certifications	0	20	1,800	1,800	1,800
			Contractual Services Total	0	14,697	33,300	33,300	46,300
82506636	Rec Center Camps	54340	Supplies - Operational	0	4,569	22,000	22,000	23,000
82506636	Rec Center Camps	54442	Uniforms	0	2,027	1,000	1,000	1,500
			Commodities Total	0	6,596	23,000	23,000	24,500
			Org Total	0	95,169	198,567	198,567	237,084
82506641	Rec Center Dance	51100	Regular Salary/Wages	0	34,901	46,243	46,243	62,279
82506641	Rec Center Dance	51110	Overtime/Shift/Hazard	0	389	0	0	0
82506641	Rec Center Dance	51120	Allowances	0	198	228	228	228
82506641	Rec Center Dance	51505	FICA/OADSI	0	2,179	2,881	2,881	3,876
82506641	Rec Center Dance	51510	FICA/MD	0	510	673	673	907
82506641	Rec Center Dance	51515	Employers KPERS	0	1,047	1,311	1,311	1,325
82506641	Rec Center Dance	51530	Pension Plan	0	631	796	796	827
82506641	Rec Center Dance	51540	Workers Compensation	0	276	366	366	512
82506641	Rec Center Dance	51545	Unemployment	0	55	121	121	171
82506641	Rec Center Dance	51550	Health Insurance	0	1,234	2,688	2,688	2,500
82506641	Rec Center Dance	51555	Short Term Disability	0	15	8	8	8
82506641	Rec Center Dance	51565	Life Insurance	0	26	33	33	35
82506641	Rec Center Dance	51570	Employee Assistance Program	0	6	68	68	68
			Personal Services Total	0	41,467	55,416	55,416	72,736
82506641	Rec Center Dance	54340	Supplies - Operational	0	2,415	7,000	7,000	10,580
82506641	Rec Center Dance	54430	Merchandise for Resale	0	0	0	0	5,000
			Commodities Total	0	2,415	7,000	7,000	15,580
			Org Total	0	43,882	62,416	62,416	88,316
82508660	Rec Center Sports	51100	Regular Salary/Wages	41,512	58,515	89,220	89,220	90,289
82508660	Rec Center Sports	51120	Allowances	140	309	228	228	228
82508660	Rec Center Sports	51505	FICA/OADSI	2,517	3,601	5,546	5,546	5,612
82508660	Rec Center Sports	51510	FICA/MD	589	842	1,296	1,296	1,312
82508660	Rec Center Sports	51515	Employers KPERS	2,508	1,478	1,276	1,276	1,289
82508660	Rec Center Sports	51530	Pension Plan	1,435	769	774	774	805
82508660	Rec Center Sports	51540	Workers Compensation	402	466	704	704	733
82508660	Rec Center Sports	51545	Unemployment	86	93	234	234	249

ORG	ORG DESCRIPTION	OBJ	DESCRIPTION	2017	2018	2019	2019	2020
				ACTUAL	ACTUAL	ORIGINAL BUDGET	REVISED BUDGET	BUDGET
82508660	Rec Center Sports	51550	Health Insurance	6,303	5,064	2,688	2,688	2,500
82508660	Rec Center Sports	51555	Short Term Disability	22	16	8	8	8
82508660	Rec Center Sports	51565	Life Insurance	66	39	33	33	34
82508660	Rec Center Sports	51570	Employee Assistance Program	15	9	68	68	68
			Personal Services Total	55,595	71,201	102,075	102,075	103,127
82508660	Rec Center Sports	52800	Advertising/Publications	149	36	2,000	2,000	2,000
			Contractual Services Total	149	36	2,000	2,000	2,000
82508660	Rec Center Sports	54340	Supplies - Operational	1,421	9,754	10,000	10,000	10,000
82508660	Rec Center Sports	54342	Merchandise for Resale	0	0	0	0	1,800
			Commodities Total	1,421	9,754	10,000	10,000	11,800
			Org Total	57,165	80,991	114,075	114,075	116,927
82509661	Rec Center Pools	51100	Regular Salary/Wages	189,375	345,955	407,439	407,439	431,832
82509661	Rec Center Pools	51110	Overtime/Shift/Hazard	2,172	4,876	0	0	5,000
82509661	Rec Center Pools	51120	Allowances	245	1,373	455	455	455
82509661	Rec Center Pools	51505	FICA/OADSI	11,810	21,795	25,289	25,289	27,112
82509661	Rec Center Pools	51510	FICA/MD	2,762	5,097	5,914	5,914	6,340
82509661	Rec Center Pools	51515	Employers KPERS	4,125	4,536	5,384	5,384	7,808
82509661	Rec Center Pools	51530	Pension Plan	3,785	2,791	3,267	3,267	3,406
82509661	Rec Center Pools	51540	Workers Compensation	2,731	2,637	3,212	3,212	3,505
82509661	Rec Center Pools	51545	Unemployment	404	558	1,069	1,069	1,190
82509661	Rec Center Pools	51550	Health Insurance	12,956	12,725	10,750	10,750	10,000
82509661	Rec Center Pools	51555	Short Term Disability	33	45	32	32	32
82509661	Rec Center Pools	51565	Life Insurance	123	115	137	137	143
82509661	Rec Center Pools	51570	Employee Assistance Program	23	25	90	90	120
82509661	Rec Center Pools	51575	Other Benefits	0	395	0	0	0
			Personal Services Total	230,544	402,923	463,038	463,038	496,943
82509661	Rec Center Pools	52300	Training/Travel/Meetings	0	60	615	615	615
82509661	Rec Center Pools	52304	Training/Mtgs - Registration	765	723	6,753	6,753	6,753
82509661	Rec Center Pools	52800	Advertising/Publications	271	4,249	5,100	5,100	5,100
82509661	Rec Center Pools	52820	Dues/Memberships	350	360	1,010	1,010	1,010
82509661	Rec Center Pools	52840	Licenses/Certifications	428	0	675	675	675
			Contractual Services Total	1,814	5,392	14,153	14,153	14,153
82509661	Rec Center Pools	54308	Chemicals	0	0	39,000	39,000	39,000
82509661	Rec Center Pools	54340	Supplies - Operational	29,176	37,168	10,000	10,000	10,000
82509661	Rec Center Pools	54342	Supplies - Other/misc	6,484	421	0	0	0
82509661	Rec Center Pools	54442	Uniforms	844	2,059	5,925	5,925	5,925
			Commodities Total	36,504	39,648	54,925	54,925	54,925
			Org Total	268,862	447,963	532,116	532,116	566,021
82510000	Rec Center Fitness	51100	Regular Salary/Wages	115,198	214,773	209,649	209,649	236,312
82510000	Rec Center Fitness	51110	Overtime/Shift/Hazard	107	298	0	0	0
82510000	Rec Center Fitness	51120	Allowances	672	716	683	683	0
82510000	Rec Center Fitness	51505	FICA/OADSI	7,121	13,200	13,040	13,040	14,652
82510000	Rec Center Fitness	51510	FICA/MD	1,666	3,087	3,050	3,050	3,428
82510000	Rec Center Fitness	51515	Employers KPERS	3,421	3,752	3,973	3,973	6,237
82510000	Rec Center Fitness	51530	Pension Plan	2,880	2,337	2,411	2,411	2,465
82510000	Rec Center Fitness	51540	Workers Compensation	885	1,702	1,656	1,656	1,956
82510000	Rec Center Fitness	51545	Unemployment	244	340	551	551	651
82510000	Rec Center Fitness	51550	Health Insurance	7,002	14,694	8,063	8,063	7,500
82510000	Rec Center Fitness	51555	Short Term Disability	19	34	24	24	24
82510000	Rec Center Fitness	51565	Life Insurance	91	96	101	101	104
82510000	Rec Center Fitness	51570	Employee Assistance Program	19	21	83	83	113
82510000	Rec Center Fitness	51575	Other Benefits	0	19	0	0	0
			Personal Services Total	139,325	255,069	243,284	243,284	273,442
82510000	Rec Center Fitness	52159	Other Professional Services	5,955	10,747	14,000	14,000	14,000
82510000	Rec Center Fitness	52300	Training/Travel/Meetings	0	2,652	0	0	2,000
82510000	Rec Center Fitness	52800	Advertising/Publications	687	4,191	5,100	5,100	5,100
82510000	Rec Center Fitness	52820	Dues/Memberships	0	549	0	0	0
			Contractual Services Total	6,642	18,139	19,100	19,100	21,100
82510000	Rec Center Fitness	54336	Supplies - Office	0	17	0	0	0
82510000	Rec Center Fitness	54340	Supplies - Operational	4,430	16,512	12,690	12,690	12,690
			Commodities Total	4,430	16,529	12,690	12,690	12,690
			Org Total	150,397	289,737	275,074	275,074	307,232
			Rec Center Fund Total	1,145,845	2,082,292	2,889,157	2,585,404	3,868,182
			Grand Total	109,553,753	113,140,956	164,067,177	126,968,966	174,160,539



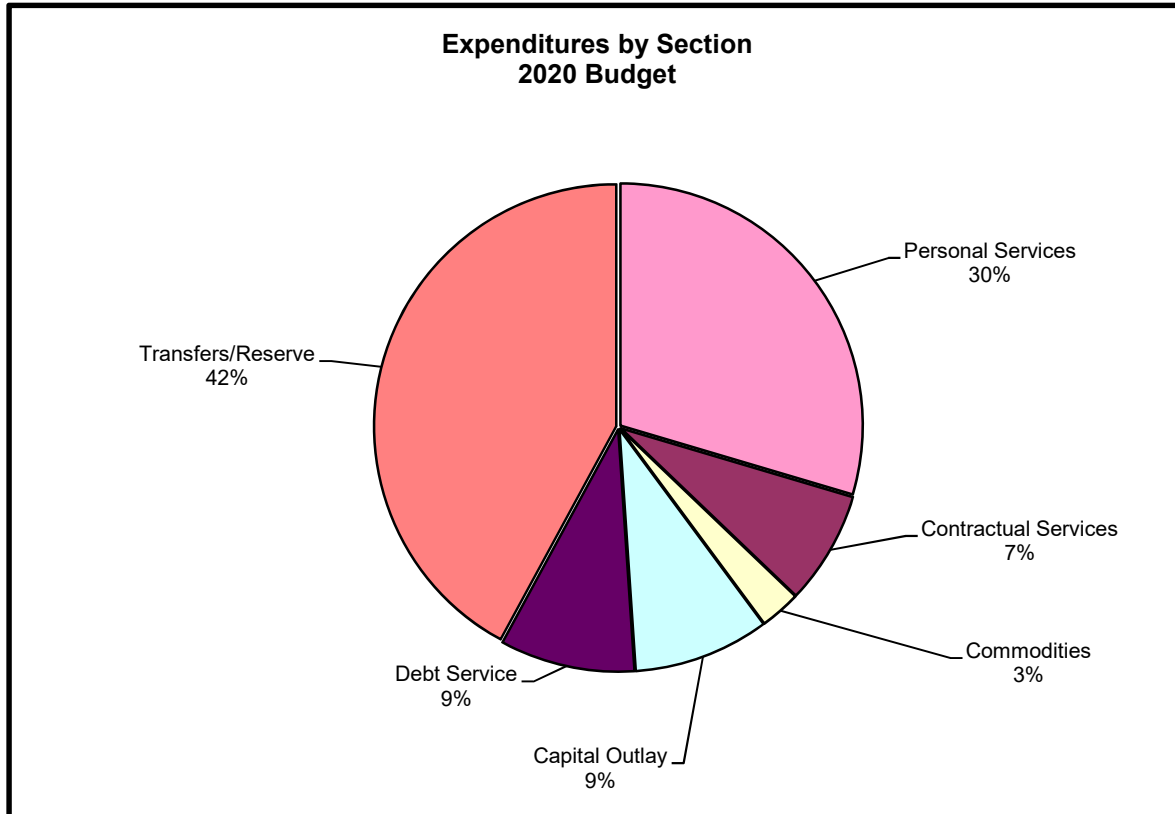
Detail Expenditure by Section

**Annual Budget Document
2020**

**City of Lenexa
January 1 - December 31**



Expenditures by Section



The following pages divide expenditures by these sections:

- **Personal Services**, which includes salaries and employee benefits.
- **Contractual Services**, which includes professional services, rentals, insurance, utilities, and travel.
- **Commodities**, which includes tangible goods, supplies and consumables.
- **Capital Outlay**, which includes furniture, fixtures, automotive equipment, land, buildings, and streets.
- **Debt Service**, which includes payment of debt.
- **Transfers/Reserves**, which includes transfers to other funds and budgeted reserves.



Expenditures by Section

ORG	ORG DESCRIPTION	OBJ	DESCRIPTION	2017	2018	2019	2019	2020
				ACTUAL	ACTUAL	ORIGINAL BUDGET	REVISED BUDGET	BUDGET
01010000	Governing Body	51100	Regular Salary/Wages	100,418	106,893	112,213	112,213	116,993
01011000	City Manager	51100	Regular Salary/Wages	471,565	527,113	510,140	510,140	583,615
01012000	Communications	51100	Regular Salary/Wages	242,933	299,444	301,486	301,486	316,187
01013000	Municipal Court	51100	Regular Salary/Wages	305,544	339,010	346,199	346,199	361,767
01014000	City Clerk	51100	Regular Salary/Wages	57,215	17,378	72,097	72,097	0
01015000	Public Market	51100	Regular Salary/Wages	79,847	134,624	144,428	144,428	164,279
01100000	Finance	51100	Regular Salary/Wages	532,399	642,717	699,934	699,934	723,522
01110000	Human Resources	51100	Regular Salary/Wages	468,627	526,756	555,823	555,823	589,979
01150000	IT Administration	51100	Regular Salary/Wages	95,657	107,569	113,237	113,237	119,831
01150012	IT Support Services	51100	Regular Salary/Wages	242,856	241,519	251,466	251,466	243,736
01150013	IT Data Analytics	51100	Regular Salary/Wages	291,072	287,747	338,208	338,208	361,390
01150014	IT Infrastructure	51100	Regular Salary/Wages	160,459	229,494	253,168	253,168	268,220
01180000	Legal	51100	Regular Salary/Wages	547,313	591,407	644,226	644,226	680,295
01181000	Prosecution	51100	Regular Salary/Wages	157,544	162,727	172,902	170,902	187,424
01200000	CD Administration	51100	Regular Salary/Wages	639,277	740,921	792,157	886,082	853,368
01201000	Community Standards	51100	Regular Salary/Wages	170,025	187,719	217,152	217,152	222,935
01202000	Building Inspection	51100	Regular Salary/Wages	398,427	449,360	514,442	514,442	536,972
01203000	Land Use	51100	Regular Salary/Wages	356,495	381,346	397,006	397,006	413,081
01204000	Engineering	51100	Regular Salary/Wages	879,351	914,154	1,033,334	1,033,334	1,072,356
01300000	Fire Administration	51100	Regular Salary/Wages	360,799	445,336	473,218	473,218	492,795
01300303	Fire Prof. Development	51100	Regular Salary/Wages	350,901	386,711	409,137	409,137	424,307
01301000	Fire Operations	51100	Regular Salary/Wages	4,802,811	5,098,466	5,355,066	5,355,066	5,474,408
01302000	Fire Planning	51100	Regular Salary/Wages	308,892	358,922	386,965	386,965	402,801
01350000	Police Administration	51100	Regular Salary/Wages	2,425,177	2,480,468	2,918,466	2,918,466	3,018,262
01351000	Police Investigations	51100	Regular Salary/Wages	655,523	736,019	751,014	751,014	1,001,535
01352000	Patrol Administration	51100	Regular Salary/Wages	4,364,195	4,590,294	5,099,419	5,099,419	5,213,172
01380000	Emergency Management	51100	Regular Salary/Wages	0	0	97,823	97,823	96,972
01400000	Municipal Services Admin.	51100	Regular Salary/Wages	358,610	371,574	463,119	463,119	482,060
01401501	Snow	51100	Regular Salary/Wages	63,412	75,652	75,000	75,000	75,000
01401502	Highways & Streets	51100	Regular Salary/Wages	921,846	954,486	1,056,496	1,056,496	1,046,273
01402504	Traffic	51100	Regular Salary/Wages	295,694	322,751	331,514	331,514	344,385
01403500	Facilities	51100	Regular Salary/Wages	326,165	368,936	414,329	414,329	433,123
01404000	Fleet	51100	Regular Salary/Wages	548,331	581,342	602,586	602,586	624,772
01500000	Parks & Rec. Administration	51100	Regular Salary/Wages	485,144	535,352	551,005	551,005	582,274
01501000	Parks Maint. Administration	51100	Regular Salary/Wages	1,249,447	1,392,573	1,550,272	1,550,272	1,647,471
01501612	Parks Building Services	51100	Regular Salary/Wages	363,373	410,090	526,141	493,201	455,346
01502000	Parks Prog. Administration	51100	Regular Salary/Wages	299,606	306,669	323,888	323,888	335,498
01503610	Farmers Market	51100	Regular Salary/Wages	0	9,458	12,508	12,508	11,166
01502613	Thompson Barn	51100	Regular Salary/Wages	49,315	40,835	56,475	56,475	56,889
01503623	Other Events	51100	Regular Salary/Wages	0	554	0	0	0
01504628	Adult Fitness	51100	Regular Salary/Wages	9,084	13,071	10,313	10,313	10,388
01504629	Senior Programs	51100	Regular Salary/Wages	0	0	11,732	11,732	0
01504630	Adult Sports	51100	Regular Salary/Wages	0	0	3,254	3,254	0
01504631	Adult Trips	51100	Regular Salary/Wages	0	0	6,148	6,148	6,194
01504632	Parks & Recreation - Other	51100	Regular Salary/Wages	0	0	5,810	5,810	5,853
01505634	Youth Sports	51100	Regular Salary/Wages	96	2,773	0	0	3,278
01505635	Arts & Crafts	51100	Regular Salary/Wages	0	0	6,319	6,319	6,365
01505636	Camps & Shows	51100	Regular Salary/Wages	11,324	4,285	17,845	17,845	17,976
01506640	Prog Dance	51100	Regular Salary/Wages	13,840	0	0	0	0
01507642	Programs - Nature	51100	Regular Salary/Wages	56,046	64,151	69,892	69,892	72,478
01509646	Swimming Pools	51100	Regular Salary/Wages	20,576	24,097	31,501	31,501	32,650
01509647	Ad Astra Pool	51100	Regular Salary/Wages	86,764	83,904	93,848	93,848	0
01509648	Flat Rock Creek Pool	51100	Regular Salary/Wages	76,702	73,230	93,847	93,847	94,536
01509649	Indian Trails Pool	51100	Regular Salary/Wages	136,251	120,981	154,005	154,005	155,134
01509651	Swim Team	51100	Regular Salary/Wages	12,381	7,243	20,393	20,393	20,542
28500652	Legler Barn	51100	Regular Salary/Wages	10,301	10,058	32,683	32,683	32,924
80405000	Stormwater Administration	51100	Regular Salary/Wages	73,663	75,989	136,693	136,693	145,577
80405500	Stormwater Maintenance	51100	Regular Salary/Wages	523,283	645,404	726,064	726,064	775,991
80405550	Stormwater Development	51100	Regular Salary/Wages	213,847	237,096	246,100	246,100	253,339
82500001	Rec Center Administration	51100	Regular Salary/Wages	189,236	114,080	95,234	95,234	93,870
82501001	Rec Center Facilities	51100	Regular Salary/Wages	28,228	44,360	90,910	90,910	93,065
82500008	Rec Center Customer Service	51100	Regular Salary/Wages	0	189,936	264,997	264,997	274,053
82502659	Rec Center Building Services	51100	Regular Salary/Wages	42,404	88,485	133,659	133,659	181,516
82503000	Rec Center Rentals & Events	51100	Regular Salary/Wages	5,225	32,891	46,310	46,310	42,466
82506000	Rec Center Enrichment	51100	Regular Salary/Wages	35,808	22,249	24,789	24,789	24,971
82506636	Rec Center Camps	51100	Regular Salary/Wages	0	60,502	124,108	124,108	143,363
82506641	Rec Center Dance	51100	Regular Salary/Wages	0	34,901	46,243	46,243	62,279
82508660	Rec Center Sports	51100	Regular Salary/Wages	41,512	58,515	89,220	89,220	90,289

ORG	ORG DESCRIPTION	OBJ	DESCRIPTION	2017	2018	2019	2019	2020
				ACTUAL	ACTUAL	ORIGINAL BUDGET	REVISED BUDGET	BUDGET
82509661	Rec Center Pools	51100	Regular Salary/Wages	189,375	345,955	407,439	407,439	431,832
82510000	Rec Center Fitness	51100	Regular Salary/Wages	115,198	214,773	209,649	209,649	236,312
			Object Total	26,317,409	28,923,315	32,123,064	32,182,049	33,341,700
01011000	City Manager	51110	Overtime/Shift/Hazard	3,358	3,604	0	0	4,000
01013000	Municipal Court	51110	Overtime/Shift/Hazard	5,115	3,154	10,154	10,154	10,250
01015000	Public Market	51110	Overtime/Shift/Hazard	58	96	0	0	0
01100000	Finance	51110	Overtime/Shift/Hazard	7,653	4,149	7,500	7,500	7,500
01110000	Human Resources	51110	Overtime/Shift/Hazard	1,982	1,078	0	0	1,000
01150012	IT Support Services	51110	Overtime/Shift/Hazard	8,630	9,985	0	0	10,000
01180000	Legal	51110	Overtime/Shift/Hazard	105	379	0	0	0
01200000	CD Administration	51110	Overtime/Shift/Hazard	13,944	13,087	13,562	13,562	13,500
01201000	Community Standards	51110	Overtime/Shift/Hazard	115	19	0	0	0
01202000	Building Inspection	51110	Overtime/Shift/Hazard	11,270	14,463	0	0	0
01203000	Land Use	51110	Overtime/Shift/Hazard	44	11	0	0	0
01204000	Engineering	51110	Overtime/Shift/Hazard	22,189	17,954	0	0	0
01301000	Fire Operations	51110	Overtime/Shift/Hazard	137,492	31,299	232,253	232,253	235,000
01350000	Police Administration	51110	Overtime/Shift/Hazard	125,117	162,047	52,314	52,314	52,000
01351000	Police Investigations	51110	Overtime/Shift/Hazard	58,266	72,439	101,999	101,999	102,000
01352000	Patrol Administration	51110	Overtime/Shift/Hazard	453,516	557,054	429,907	429,907	430,000
01400000	Municipal Services Admin.	51110	Overtime/Shift/Hazard	1,579	101	200	200	200
01401501	Snow	51110	Overtime/Shift/Hazard	1,156	2,593	0	0	0
01401502	Highways & Streets	51110	Overtime/Shift/Hazard	16,157	25,836	12,300	12,300	7,500
01402504	Traffic	51110	Overtime/Shift/Hazard	3,028	5,195	5,350	5,350	5,500
01403500	Facilities	51110	Overtime/Shift/Hazard	2,465	4,870	15,000	15,000	7,500
01404000	Fleet	51110	Overtime/Shift/Hazard	2,029	3,890	15,000	15,000	15,000
01500000	Parks & Rec. Administration	51110	Overtime/Shift/Hazard	5,231	5,140	0	0	5,000
01501000	Parks Maint. Administration	51110	Overtime/Shift/Hazard	53,145	78,051	81,284	81,284	82,000
01501612	Parks Building Services	51110	Overtime/Shift/Hazard	19,787	15,720	11,045	11,045	11,000
01502000	Parks Prog. Administration	51110	Overtime/Shift/Hazard	0	0	4,952	4,952	0
01502613	Thompson Barn	51110	Overtime/Shift/Hazard	501	0	0	0	0
01505636	Camps & Shows	51110	Overtime/Shift/Hazard	19	201	0	0	0
01507642	Programs - Nature	51110	Overtime/Shift/Hazard	0	50	0	0	0
01509646	Swimming Pools	51110	Overtime/Shift/Hazard	21	0	0	0	0
01509647	Ad Astra Pool	51110	Overtime/Shift/Hazard	282	3,830	0	0	0
01509648	Flat Rock Creek Pool	51110	Overtime/Shift/Hazard	320	4,473	0	0	0
01509649	Indian Trails Pool	51110	Overtime/Shift/Hazard	555	5,254	0	0	0
01509651	Swim Team	51110	Overtime/Shift/Hazard	0	1,453	0	0	0
80405000	Stormwater Administration	51110	Overtime/Shift/Hazard	9	0	0	0	0
80405500	Stormwater Maintenance	51110	Overtime/Shift/Hazard	6,606	11,116	4,150	4,150	10,000
80405550	Stormwater Development	51110	Overtime/Shift/Hazard	407	548	0	0	0
82500001	Rec Center Administration	51110	Overtime/Shift/Hazard	2,289	130	0	0	0
82500008	Rec Center Customer Service	51110	Overtime/Shift/Hazard	0	211	0	0	0
82501001	Rec Center Facilities	51110	Overtime/Shift/Hazard	5,163	5,778	0	0	6,000
82502659	Rec Center Building Services	51110	Overtime/Shift/Hazard	3,046	6,268	0	0	6,500
82503000	Rec Center Rentals & Events	51110	Overtime/Shift/Hazard	0	101	0	0	0
82506000	Rec Center Enrichment	51110	Overtime/Shift/Hazard	26	43	0	0	0
82506636	Rec Center Camps	51110	Overtime/Shift/Hazard	0	2,374	0	0	2,500
82506641	Rec Center Dance	51110	Overtime/Shift/Hazard	0	389	0	0	0
82509661	Rec Center Pools	51110	Overtime/Shift/Hazard	2,172	4,876	0	0	5,000
82510000	Rec Center Fitness	51110	Overtime/Shift/Hazard	107	298	0	0	0
			Object Total	974,954	1,079,607	996,970	996,970	1,028,950
01301000	Fire Operations	51115	Holiday	144,121	155,876	174,641	174,641	175,000
01350000	Police Administration	51115	Holiday	33,671	35,166	39,133	39,133	40,000
01351000	Police Investigations	51115	Holiday	0	877	0	0	0
01352000	Patrol Administration	51115	Holiday	77,929	87,219	72,288	72,288	73,000
			Object Total	255,721	279,138	286,062	286,062	288,000
01010000	Governing Body	51120	Allowances	16,313	16,808	16,744	16,744	16,744
01011000	City Manager	51120	Allowances	19,126	19,200	19,126	19,126	20,036
01012000	Communications	51120	Allowances	10,784	12,644	12,596	12,596	12,596
01013000	Municipal Court	51120	Allowances	359	457	455	455	455
01014000	City Clerk	51120	Allowances	838	231	910	910	0
01015000	Public Market	51120	Allowances	2,110	2,164	2,110	2,110	3,016
01100000	Finance	51120	Allowances	7,526	8,223	8,436	8,436	8,436
01110000	Human Resources	51120	Allowances	9,311	10,030	9,801	9,801	10,256
01150000	IT Administration	51120	Allowances	4,254	7,685	7,656	7,656	7,656
01150012	IT Support Services	51120	Allowances	6,499	9,794	9,074	9,074	9,802
01150013	IT Data Analytics	51120	Allowances	4,879	4,794	4,316	4,316	5,668
01150014	IT Infrastructure	51120	Allowances	3,937	12,027	8,276	8,276	15,418
01180000	Legal	51120	Allowances	11,933	11,189	11,146	11,146	13,846
01181000	Prosecution	51120	Allowances	1,820	1,827	1,820	1,820	1,820
01200000	CD Administration	51120	Allowances	11,838	11,883	11,216	11,216	11,216
01201000	Community Standards	51120	Allowances	1,659	1,334	1,365	1,365	1,365
01202000	Building Inspection	51120	Allowances	1,292	2,772	1,820	1,820	3,640
01204000	Engineering	51120	Allowances	1,928	1,953	1,928	1,928	1,928
01300000	Fire Administration	51120	Allowances	5,706	5,728	5,706	5,706	5,706
01301000	Fire Operations	51120	Allowances	0	0	0	0	910
01350000	Police Administration	51120	Allowances	9,933	8,787	9,346	9,346	7,526

ORG	ORG DESCRIPTION	OBJ	DESCRIPTION	2017	2018	2019	2019	2020
				ACTUAL	ACTUAL	ORIGINAL BUDGET	REVISED BUDGET	BUDGET
01351000	Police Investigations	51120	Allowances	11,813	10,860	12,640	12,640	9,910
01352000	Patrol Administration	51120	Allowances	9,262	5,918	8,190	8,190	4,550
01400000	Municipal Services Admin.	51120	Allowances	10,638	10,365	8,712	8,712	8,511
01401502	Highways & Streets	51120	Allowances	1,820	931	1,820	1,820	910
01402504	Traffic	51120	Allowances	2,548	2,558	2,548	2,548	2,548
01403500	Facilities	51120	Allowances	3,112	3,124	3,112	3,112	3,112
01404000	Fleet	51120	Allowances	10,510	10,514	11,710	11,710	10,510
01500000	Parks & Rec. Administration	51120	Allowances	11,569	11,593	11,548	11,548	12,748
01501000	Parks Maint. Administration	51120	Allowances	6,814	8,474	9,100	9,100	10,010
01501612	Parks Building Services	51120	Allowances	3,606	3,993	4,220	4,220	3,310
01502000	Parks Prog. Administration	51120	Allowances	4,805	4,964	4,095	4,095	5,978
01507642	Programs - Nature	51120	Allowances	910	914	910	910	910
01509646	Swimming Pools	51120	Allowances	560	444	455	455	455
80405000	Stormwater Administration	51120	Allowances	17	314	2,549	2,549	2,128
80405500	Stormwater Maintenance	51120	Allowances	1,200	1,205	1,200	1,200	1,200
82500001	Rec Center Administration	51120	Allowances	2,548	3,163	1,365	1,365	2,565
82501001	Rec Center Facilities	51120	Allowances	595	914	910	910	910
82500008	Rec Center Customer Service	51120	Allowances	0	791	0	0	910
82502659	Rec Center Building Services	51120	Allowances	0	78	0	0	0
82503000	Rec Center Rentals & Events	51120	Allowances	0	2,004	455	455	455
82506636	Rec Center Camps	51120	Allowances	0	198	228	228	228
82506641	Rec Center Dance	51120	Allowances	0	198	228	228	228
82508660	Rec Center Sports	51120	Allowances	140	309	228	228	228
82509661	Rec Center Pools	51120	Allowances	245	1,373	455	455	455
82510000	Rec Center Fitness	51120	Allowances	672	716	683	683	0
			Object Total	215,429	235,445	231,208	231,208	240,809
01015000	Public Market	51123	Vacation Final Payout	0	1,390	0	0	0
01150012	IT Support Services	51123	Vacation Final Payout	0	10,547	0	0	0
01150013	IT Data Analytics	51123	Vacation Final Payout	0	3,002	0	0	0
01180000	Legal	51123	Vacation Final Payout	0	652	0	0	0
01200000	CD Administration	51123	Vacation Final Payout	0	2,672	0	0	0
01201000	Community Standards	51123	Vacation Final Payout	0	252	0	0	0
01301000	Fire Operations	51123	Vacation Final Payout	0	16,264	0	0	0
01350000	Police Administration	51123	Vacation Final Payout	0	15,680	0	0	0
01352000	Patrol Administration	51123	Vacation Final Payout	0	33,896	0	0	0
01400000	Municipal Services Admin.	51123	Vacation Final Payout	0	842	0	0	0
01401502	Highways & Streets	51123	Vacation Final Payout	0	522	0	0	0
01500000	Parks & Rec. Administration	51123	Vacation Final Payout	0	5,225	0	0	0
01501000	Parks Maint. Administration	51123	Vacation Final Payout	0	2,636	0	0	0
01501612	Parks Building Services	51123	Vacation Final Payout	0	666	0	0	0
80405500	Stormwater Maintenance	51123	Vacation Final Payout	0	4,984	0	0	0
			Object Total	0	99,230	0	0	0
01030000	Non-departmental	51125	Education	0	0	0	0	75,000
01110000	Human Resources	51125	Education	58,578	62,429	75,000	75,000	0
			Object Total	58,578	62,429	75,000	75,000	75,000
01030000	Non-departmental	51130	Compensation Reserve	0	0	1,000,000	861,722	1,000,000
			Object Total	0	0	1,000,000	861,722	1,000,000
01302000	Fire Planning	51202	Overtime - Fire Inspection	102,060	138,758	120,000	120,000	132,000
			Object Total	102,060	138,758	120,000	120,000	132,000
01301000	Fire Operations	51204	Overtime - Automatic	7,758	2,025	0	0	0
			Object Total	7,758	2,025	0	0	0
01301000	Fire Operations	51206	Overtime - Callback	5,284	5,357	0	0	0
01302000	Fire Planning	51206	Overtime - Call Back	213	184	0	0	0
			Object Total	5,497	5,541	0	0	0
01301000	Fire Operations	51210	Overtime - Investigation	1,390	1,100	0	0	0
			Object Total	1,390	1,100	0	0	0
01301000	Fire Operations	51214	Overtime - Other	12,338	9,437	0	0	0
			Object Total	12,338	9,437	0	0	0
01301000	Fire Operations	51216	Overtime - Premium Pay	49,707	61,003	0	0	0
			Object Total	49,707	61,003	0	0	0
01301000	Fire Operations	51218	Overtime - Program Mgmt	17,350	13,757	0	0	0
			Object Total	17,350	13,757	0	0	0
01301000	Fire Operations	51220	Overtime - Public Education	6,736	6,055	0	0	0
			Object Total	6,736	6,055	0	0	0
01301000	Fire Operations	51222	Overtime - Special Events	13,923	14,488	0	0	0
01302000	Fire Planning	51222	Overtime - Special Events	637	0	0	0	0
			Object Total	14,560	14,488	0	0	0

ORG	ORG DESCRIPTION	OBJ	DESCRIPTION	2017 ACTUAL	2018 ACTUAL	2019 ORIGINAL BUDGET	2019 REVISED BUDGET	2020 BUDGET
01301000	Fire Operations	51226	Overtime - Training	58,568	67,201	0	0	0
			Object Total	58,568	67,201	0	0	0
01301000	Fire Operations	51227	Overtime - Paramedic Coverage	5,916	5,894	0	0	0
			Object Total	5,916	5,894	0	0	0
01010000	Governing Body	51505	FICA/OADSI	7,237	7,154	7,992	7,992	8,291
01011000	City Manager	51505	FICA/OADSI	24,165	24,946	32,815	32,815	37,675
01012000	Communications	51505	FICA/OADSI	15,157	18,521	19,474	19,474	20,384
01013000	Municipal Court	51505	FICA/OADSI	18,000	19,899	22,123	22,123	23,096
01014000	City Clerk	51505	FICA/OADSI	3,231	974	4,526	4,526	0
01015000	Public Market	51505	FICA/OADSI	4,861	8,261	9,084	9,084	10,373
01030000	Non-departmental	51505	FICA/OADSI	0	0	0	0	4,650
01100000	Finance	51505	FICA/OADSI	30,146	35,725	44,382	44,382	45,847
01110000	Human Resources	51505	FICA/OADSI	28,917	31,368	39,719	39,719	37,277
01150000	IT Administration	51505	FICA/OADSI	5,895	6,768	7,495	7,495	7,904
01150012	IT Support Services	51505	FICA/OADSI	14,802	15,605	16,154	16,154	16,340
01150013	IT Data Analytics	51505	FICA/OADSI	18,020	17,766	21,236	21,236	22,759
01150014	IT Infrastructure	51505	FICA/OADSI	9,948	14,299	16,210	16,210	17,586
01180000	Legal	51505	FICA/OADSI	30,891	31,530	40,633	40,633	43,036
01181000	Prosecution	51505	FICA/OADSI	9,454	9,506	10,833	10,833	11,734
01200000	CD Administration	51505	FICA/OADSI	37,506	42,360	50,649	56,472	54,443
01201000	Community Standards	51505	FICA/OADSI	10,101	11,099	13,547	13,547	13,906
01202000	Building Inspection	51505	FICA/OADSI	24,609	27,032	32,010	32,010	33,519
01203000	Land Use	51505	FICA/OADSI	21,199	22,467	24,615	24,615	25,610
01204000	Engineering	51505	FICA/OADSI	53,432	55,678	64,188	64,188	66,604
01300000	Fire Administration	51505	FICA/OADSI	21,168	25,394	29,694	29,694	30,907
01300303	Fire Prof. Development	51505	FICA/OADSI	20,606	22,213	25,366	25,366	26,308
01301000	Fire Operations	51505	FICA/OADSI	312,673	327,936	357,238	357,238	364,882
01302000	Fire Planning	51505	FICA/OADSI	18,121	20,936	31,432	31,432	33,157
01350000	Police Administration	51505	FICA/OADSI	151,628	156,557	187,195	187,195	193,304
01351000	Police Investigations	51505	FICA/OADSI	42,990	48,038	53,671	53,671	69,035
01352000	Patrol Administration	51505	FICA/OADSI	291,002	314,194	347,809	347,809	354,690
01380000	Emergency Management	51505	FICA/OADSI	0	0	6,065	6,065	6,012
01400000	Municipal Services Admin.	51505	FICA/OADSI	21,734	22,278	29,265	29,265	30,428
01401501	Snow	51505	FICA/OADSI	0	0	4,650	4,650	4,650
01401502	Highways & Streets	51505	FICA/OADSI	56,264	58,221	66,379	66,379	65,391
01402504	Traffic	51505	FICA/OADSI	17,823	19,560	21,043	21,043	21,852
01403500	Facilities	51505	FICA/OADSI	19,780	22,309	26,811	26,811	27,512
01404000	Fleet	51505	FICA/OADSI	33,306	35,148	39,016	39,016	40,319
01500000	Parks & Rec. Administration	51505	FICA/OADSI	28,875	30,803	34,877	34,877	37,201
01501000	Parks Maint. Administration	51505	FICA/OADSI	78,853	89,003	101,719	101,719	107,847
01501612	Parks Building Services	51505	FICA/OADSI	23,000	25,593	33,571	33,571	29,119
01502000	Parks Prog. Administration	51505	FICA/OADSI	17,380	17,123	20,640	20,640	21,171
01502613	Thompson Barn	51505	FICA/OADSI	3,089	2,531	3,501	3,501	3,527
01503610	Farmers Market	51505	FICA/OADSI	0	586	776	776	693
01503623	Other Events	51505	FICA/OADSI	0	34	0	0	0
01504628	Adult Fitness	51505	FICA/OADSI	563	810	639	639	644
01504629	Senior Programs	51505	FICA/OADSI	0	0	727	727	0
01504630	Adult Sports	51505	FICA/OADSI	0	0	202	202	0
01504631	Adult Trips	51505	FICA/OADSI	0	0	381	381	384
01504632	Parks & Recreation - Other	51505	FICA/OADSI	0	0	360	360	363
01505634	Youth Sports	51505	FICA/OADSI	6	172	0	0	203
01505635	Arts & Crafts	51505	FICA/OADSI	0	0	392	392	395
01505636	Camps & Shows	51505	FICA/OADSI	703	278	1,107	1,107	1,115
01506640	Prog Dance	51505	FICA/OADSI	858	0	0	0	0
01507642	Programs - Nature	51505	FICA/OADSI	3,388	3,808	4,389	4,389	4,550
01509646	Swimming Pools	51505	FICA/OADSI	1,248	1,410	1,981	1,981	2,052
01509647	Ad Astra Pool	51505	FICA/OADSI	5,397	5,439	5,819	5,819	0
01509648	Flat Rock Creek Pool	51505	FICA/OADSI	4,775	4,818	5,819	5,819	5,861
01509649	Indian Trails Pool	51505	FICA/OADSI	8,482	7,827	9,548	9,548	9,618
01509651	Swim Team	51505	FICA/OADSI	768	539	1,264	1,264	1,274
28500652	Legler Barn	51505	FICA/OADSI	639	624	2,026	2,026	2,041
80405000	Stormwater Administration	51505	FICA/OADSI	4,347	4,357	8,633	8,633	9,158
80405500	Stormwater Maintenance	51505	FICA/OADSI	31,159	39,002	45,346	45,346	48,806
80405550	Stormwater Development	51505	FICA/OADSI	12,857	13,877	15,258	15,258	15,708
82500001	Rec Center Administration	51505	FICA/OADSI	11,527	6,943	5,989	5,989	5,979
82501001	Rec Center Facilities	51505	FICA/OADSI	2,101	3,112	5,693	5,693	6,199
82500008	Rec Center Customer Service	51505	FICA/OADSI	0	11,737	16,431	16,431	17,048
82502659	Rec Center Building Services	51505	FICA/OADSI	2,719	5,672	8,287	8,287	11,656
82503000	Rec Center Rentals & Events	51505	FICA/OADSI	324	2,236	2,899	2,899	2,661
82506000	Rec Center Enrichment	51505	FICA/OADSI	2,237	1,382	1,537	1,537	1,548
82506636	Rec Center Camps	51505	FICA/OADSI	0	3,880	7,709	7,709	9,058
82506641	Rec Center Dance	51505	FICA/OADSI	0	2,179	2,881	2,881	3,876
82508660	Rec Center Sports	51505	FICA/OADSI	2,517	3,601	5,546	5,546	5,612
82509661	Rec Center Pools	51505	FICA/OADSI	11,810	21,795	25,289	25,289	27,112
82510000	Rec Center Fitness	51505	FICA/OADSI	7,121	13,200	13,040	13,040	14,652
			Object Total	1,641,409	1,798,113	2,097,595	2,103,418	2,176,612
01010000	Governing Body	51510	FICA/MD	1,693	1,673	1,874	1,874	1,936

ORG	ORG DESCRIPTION	OBJ	DESCRIPTION	2017	2018	2019	2019	2020
				ACTUAL	ACTUAL	ORIGINAL BUDGET	REVISED BUDGET	BUDGET
01011000	City Manager	51510	FICA/MD	7,098	7,792	7,675	7,675	8,811
01012000	Communications	51510	FICA/MD	3,545	4,331	4,555	4,555	4,768
01013000	Municipal Court	51510	FICA/MD	4,210	4,654	5,172	5,172	5,401
01014000	City Clerk	51510	FICA/MD	755	228	1,059	1,059	0
01015000	Public Market	51510	FICA/MD	1,137	1,932	2,126	2,126	2,426
01030000	Non-departmental	51510	FICA/MD	0	0	0	0	1,088
01100000	Finance	51510	FICA/MD	7,545	8,995	10,381	10,381	10,723
01110000	Human Resources	51510	FICA/MD	6,763	7,336	9,289	9,289	8,718
01150000	IT Administration	51510	FICA/MD	1,379	1,583	1,753	1,753	1,849
01150012	IT Support Services	51510	FICA/MD	3,462	3,649	3,778	3,778	3,822
01150013	IT Data Analytics	51510	FICA/MD	4,214	4,155	4,966	4,966	5,322
01150014	IT Infrastructure	51510	FICA/MD	2,326	3,344	3,791	3,791	4,112
01180000	Legal	51510	FICA/MD	7,872	8,342	9,503	9,503	10,064
01181000	Prosecution	51510	FICA/MD	2,211	2,223	2,534	2,534	2,743
01200000	CD Administration	51510	FICA/MD	9,115	10,541	11,846	13,208	12,734
01201000	Community Standards	51510	FICA/MD	2,362	2,596	3,168	3,168	3,252
01202000	Building Inspection	51510	FICA/MD	5,755	6,322	7,485	7,485	7,840
01203000	Land Use	51510	FICA/MD	4,958	5,254	5,757	5,757	5,989
01204000	Engineering	51510	FICA/MD	12,496	13,021	15,009	15,009	15,578
01300000	Fire Administration	51510	FICA/MD	5,051	6,311	6,945	6,945	7,228
01300303	Fire Prof. Development	51510	FICA/MD	4,819	5,195	5,933	5,933	6,152
01301000	Fire Operations	51510	FICA/MD	73,125	76,695	83,551	83,551	85,333
01302000	Fire Planning	51510	FICA/MD	4,238	4,896	7,350	7,350	7,755
01350000	Police Administration	51510	FICA/MD	35,673	37,087	43,781	43,781	45,209
01351000	Police Investigations	51510	FICA/MD	10,054	11,235	12,552	12,552	16,145
01352000	Patrol Administration	51510	FICA/MD	68,057	73,481	81,341	81,341	82,953
01380000	Emergency Management	51510	FICA/MD	0	0	1,418	1,418	1,406
01400000	Municipal Services Admin.	51510	FICA/MD	5,083	5,210	6,845	6,845	7,117
01401501	Snow	51510	FICA/MD	0	0	1,088	1,088	1,088
01401502	Highways & Streets	51510	FICA/MD	13,158	13,616	15,524	15,524	15,297
01402504	Traffic	51510	FICA/MD	4,168	4,574	4,923	4,923	5,110
01403500	Facilities	51510	FICA/MD	4,626	5,217	6,272	6,272	6,433
01404000	Fleet	51510	FICA/MD	7,789	8,220	9,126	9,126	9,429
01500000	Parks & Rec. Administration	51510	FICA/MD	6,923	7,603	8,157	8,157	8,702
01501000	Parks Maint. Administration	51510	FICA/MD	18,441	20,815	23,793	23,793	25,220
01501612	Parks Building Services	51510	FICA/MD	5,379	5,986	7,850	7,850	6,810
01502000	Parks Prog. Administration	51510	FICA/MD	4,065	4,005	4,828	4,828	4,951
01502613	Thompson Barn	51510	FICA/MD	722	592	819	819	825
01503610	Farmers Market	51510	FICA/MD	0	137	181	181	162
01503623	Other Events	51510	FICA/MD	0	8	0	0	0
01504628	Adult Fitness	51510	FICA/MD	132	190	150	150	151
01504629	Senior Programs	51510	FICA/MD	0	0	170	170	0
01504630	Adult Sports	51510	FICA/MD	0	0	47	47	0
01504631	Adult Trips	51510	FICA/MD	0	0	89	89	90
01504632	Parks & Recreation - Other	51510	FICA/MD	0	0	84	84	85
01505634	Youth Sports	51510	FICA/MD	1	40	0	0	48
01505635	Arts & Crafts	51510	FICA/MD	0	0	92	92	92
01505636	Camps & Shows	51510	FICA/MD	165	65	259	259	261
01506640	Prog Dance	51510	FICA/MD	201	0	0	0	0
01507642	Programs - Nature	51510	FICA/MD	792	891	1,026	1,026	1,064
01509646	Swimming Pools	51510	FICA/MD	292	330	463	463	480
01509647	Ad Astra Pool	51510	FICA/MD	1,262	1,272	1,361	1,361	0
01509648	Flat Rock Creek Pool	51510	FICA/MD	1,117	1,127	1,361	1,361	1,371
01509649	Indian Trails Pool	51510	FICA/MD	1,984	1,830	2,233	2,233	2,250
01509651	Swim Team	51510	FICA/MD	180	126	296	296	298
28500652	Legler Barn	51510	FICA/MD	149	146	474	474	477
80405000	Stormwater Administration	51510	FICA/MD	1,031	1,065	2,019	2,019	2,141
80405500	Stormwater Maintenance	51510	FICA/MD	7,287	9,122	10,607	10,607	11,416
80405550	Stormwater Development	51510	FICA/MD	3,007	3,245	3,568	3,568	3,674
82500001	Rec Center Administration	51510	FICA/MD	2,696	1,624	1,401	1,401	1,398
82501001	Rec Center Facilities	51510	FICA/MD	491	728	1,331	1,331	1,450
82500008	Rec Center Customer Service	51510	FICA/MD	0	2,745	3,844	3,844	3,986
82502659	Rec Center Building Services	51510	FICA/MD	636	1,327	1,939	1,939	2,725
82503000	Rec Center Rentals & Events	51510	FICA/MD	76	523	678	678	622
82506000	Rec Center Enrichment	51510	FICA/MD	523	323	359	359	362
82506636	Rec Center Camps	51510	FICA/MD	0	908	1,802	1,802	2,119
82506641	Rec Center Dance	51510	FICA/MD	0	510	673	673	907
82508660	Rec Center Sports	51510	FICA/MD	589	842	1,296	1,296	1,312
82509661	Rec Center Pools	51510	FICA/MD	2,762	5,097	5,914	5,914	6,340
82510000	Rec Center Fitness	51510	FICA/MD	1,666	3,087	3,050	3,050	3,428
	Object Total			387,306	426,017	490,584	491,946	509,048
01010000	Governing Body	51515	Employers KPERS	4,212	5,484	6,393	6,393	6,442
01011000	City Manager	51515	Employers KPERS	43,311	51,137	52,344	52,344	58,395
01012000	Communications	51515	Employers KPERS	21,645	27,935	31,063	31,063	31,596
01013000	Municipal Court	51515	Employers KPERS	26,089	32,163	29,722	29,722	35,795
01014000	City Clerk	51515	Employers KPERS	4,782	1,640	7,220	7,220	0
01015000	Public Market	51515	Employers KPERS	6,811	9,968	11,460	11,460	16,078
01030000	Non-departmental	51515	Employers KPERS	0	0	0	0	7,208
01100000	Finance	51515	Employers KPERS	47,939	61,654	70,800	70,800	71,063

ORG	ORG DESCRIPTION	OBJ	DESCRIPTION	2017	2018	2019	2019	2020
				ACTUAL	ACTUAL	ORIGINAL BUDGET	REVISED BUDGET	BUDGET
01110000	Human Resources	51515	Employers KPERS	41,443	48,989	63,357	63,357	55,348
01150000	IT Administration	51515	Employers KPERS	8,766	10,749	11,956	11,956	12,251
01150012	IT Support Services	51515	Employers KPERS	21,919	25,106	25,767	25,767	25,326
01150013	IT Data Analytics	51515	Employers KPERS	25,770	27,337	33,875	33,875	35,275
01150014	IT Infrastructure	51515	Employers KPERS	13,597	22,468	25,857	25,857	27,258
01180000	Legal	51515	Employers KPERS	48,946	56,685	64,817	64,817	66,707
01181000	Prosecution	51515	Employers KPERS	13,702	15,148	17,280	17,280	18,187
01200000	CD Administration	51515	Employers KPERS	56,638	69,745	78,898	88,187	82,467
01201000	Community Standards	51515	Employers KPERS	13,543	16,215	18,134	18,134	18,575
01202000	Building Inspection	51515	Employers KPERS	34,708	43,190	46,895	46,895	47,878
01203000	Land Use	51515	Employers KPERS	30,923	35,539	39,264	39,264	39,697
01204000	Engineering	51515	Employers KPERS	76,928	86,386	98,224	98,224	99,164
01300000	Fire Administration	51515	Employers KPERS	4,016	4,831	5,405	5,405	5,463
01302000	Fire Planning	51515	Employers KPERS	2,990	3,452	5,241	5,241	5,309
01350000	Police Administration	51515	Employers KPERS	176,041	199,365	225,290	225,290	222,821
01351000	Police Investigations	51515	Employers KPERS	3,693	14,854	4,407	4,407	24,177
01352000	Patrol Administration	51515	Employers KPERS	19,597	25,485	24,576	24,576	31,361
01400000	Municipal Services Admin.	51515	Employers KPERS	32,484	35,798	46,684	46,684	47,163
01401501	Snow	51515	Employers KPERS	0	0	7,418	7,418	7,208
01401502	Highways & Streets	51515	Employers KPERS	83,644	93,905	105,884	105,884	101,358
01402504	Traffic	51515	Employers KPERS	26,674	31,301	33,569	33,569	33,869
01403500	Facilities	51515	Employers KPERS	29,532	35,902	42,769	42,769	42,643
01404000	Fleet	51515	Employers KPERS	49,822	56,870	62,240	62,240	62,493
01500000	Parks & Rec. Administration	51515	Employers KPERS	41,469	50,496	52,682	52,682	54,745
01501000	Parks Maint. Administration	51515	Employers KPERS	101,033	126,784	141,744	141,744	147,081
01501612	Parks Building Services	51515	Employers KPERS	29,288	34,186	43,291	43,291	38,319
01502000	Parks Prog. Administration	51515	Employers KPERS	24,688	28,747	32,926	32,926	32,816
01502613	Thompson Barn	51515	Employers KPERS	63	59	0	0	0
01503623	Other Events	51515	Employers KPERS	0	26	0	0	0
01504628	Adult Fitness	51515	Employers KPERS	-2	0	0	0	0
01505636	Camps & Shows	51515	Employers KPERS	925	96	0	0	0
01507642	Programs - Nature	51515	Employers KPERS	4,729	5,612	6,352	6,352	6,416
01509646	Swimming Pools	51515	Employers KPERS	1,859	2,258	2,546	2,546	2,580
28500652	Legler Barn	51515	Employers KPERS	9	10	0	0	0
80405000	Stormwater Administration	51515	Employers KPERS	6,448	7,145	13,772	13,772	14,195
80405500	Stormwater Maintenance	51515	Employers KPERS	47,377	62,478	72,336	72,336	75,649
80405550	Stormwater Development	51515	Employers KPERS	18,744	22,349	24,340	24,340	24,346
82500001	Rec Center Administration	51515	Employers KPERS	13,049	8,645	9,555	9,555	9,268
82501001	Rec Center Facilities	51515	Employers KPERS	3,053	4,814	9,082	9,082	9,608
82500008	Rec Center Customer Service	51515	Employers KPERS	0	4,589	8,552	8,552	8,770
82502659	Rec Center Building Services	51515	Employers KPERS	3,471	8,178	7,936	7,936	16,749
82503000	Rec Center Rentals & Events	51515	Employers KPERS	3	1,515	3,060	3,060	2,593
82506000	Rec Center Enrichment	51515	Employers KPERS	244	358	0	0	0
82506636	Rec Center Camps	51515	Employers KPERS	0	2,594	3,522	3,522	3,915
82506641	Rec Center Dance	51515	Employers KPERS	0	1,047	1,311	1,311	1,325
82508660	Rec Center Sports	51515	Employers KPERS	2,508	1,478	1,276	1,276	1,289
82509661	Rec Center Pools	51515	Employers KPERS	4,125	4,536	5,384	5,384	7,808
82510000	Rec Center Fitness	51515	Employers KPERS	3,421	3,752	3,973	3,973	6,237
	Object Total			1,276,669	1,531,053	1,740,449	1,749,738	1,802,284
01200000	CD Administration	51520	Employers KPERS W@R	2,665	1,753	2,910	2,910	4,393
01500000	Parks & Rec. Administration	51520	Employers KPERS W@R	1,480	0	0	0	0
01501612	Parks Building Services	51520	Employers KPERS W@R	1,338	1,597	3,100	3,100	5,624
01502613	Thompson Barn	51520	Employers KPERS W@R	145	73	0	0	0
82502659	Rec Center Building Services	51520	Employers KPERS W@R	132	269	0	0	0
	Object Total			5,760	3,692	6,010	6,010	10,017
01300000	Fire Administration	51525	KP&F	61,173	80,582	98,133	98,133	96,855
01300303	Fire Prof. Development	51525	KP&F	67,173	77,878	94,634	94,634	93,050
01301000	Fire Operations	51525	KP&F	1,018,612	1,134,603	1,332,743	1,332,743	1,290,655
01302000	Fire Planning	51525	KP&F	51,049	64,986	105,005	105,005	105,167
01350000	Police Administration	51525	KP&F	110,251	109,005	171,464	171,464	172,980
01351000	Police Investigations	51525	KP&F	125,644	132,855	189,919	189,919	189,009
01352000	Patrol Administration	51525	KP&F	879,617	996,157	1,237,756	1,237,756	1,180,782
01380000	Emergency Management	51525	KP&F	0	0	22,626	22,626	21,266
	Object Total			2,313,519	2,596,066	3,252,280	3,252,280	3,149,764
01011000	City Manager	51530	Pension Plan	47,665	44,752	31,755	31,755	36,460
01012000	Communications	51530	Pension Plan	17,120	16,655	18,844	18,844	19,727
01013000	Municipal Court	51530	Pension Plan	17,526	15,680	16,948	16,948	16,144
01014000	City Clerk	51530	Pension Plan	4,572	842	4,380	4,380	0
01015000	Public Market	51530	Pension Plan	4,692	4,822	4,192	4,192	7,212
01100000	Finance	51530	Pension Plan	40,697	37,465	42,951	42,951	44,368
01110000	Human Resources	51530	Pension Plan	36,064	29,727	37,254	37,254	34,556
01150000	IT Administration	51530	Pension Plan	7,295	6,647	7,254	7,254	7,649
01150012	IT Support Services	51530	Pension Plan	18,532	15,577	15,633	15,633	15,813
01150013	IT Data Analytics	51530	Pension Plan	23,788	17,113	20,552	20,552	22,023
01150014	IT Infrastructure	51530	Pension Plan	13,147	13,450	15,687	15,687	17,019
01180000	Legal	51530	Pension Plan	40,243	34,842	39,322	39,322	41,648
01181000	Prosecution	51530	Pension Plan	10,984	9,488	7,680	7,680	8,441

ORG	ORG DESCRIPTION	OBJ	DESCRIPTION	2017	2018	2019	2019	2020
				ACTUAL	ACTUAL	ORIGINAL BUDGET	REVISED BUDGET	BUDGET
01200000	CD Administration	51530	Pension Plan	45,698	41,179	47,866	53,502	51,488
01201000	Community Standards	51530	Pension Plan	11,514	10,012	11,001	11,001	11,597
01202000	Building Inspection	51530	Pension Plan	29,311	25,506	28,452	28,452	29,892
01203000	Land Use	51530	Pension Plan	25,249	20,307	23,821	23,821	24,785
01204000	Engineering	51530	Pension Plan	65,143	53,639	59,590	59,590	61,913
01300000	Fire Administration	51530	Pension Plan	25,657	25,972	28,735	28,735	29,910
01300303	Fire Prof. Development	51530	Pension Plan	24,812	22,462	24,548	24,548	25,458
01301000	Fire Operations	51530	Pension Plan	388,699	320,937	345,718	345,718	353,121
01302000	Fire Planning	51530	Pension Plan	26,777	19,568	30,417	30,417	32,088
01350000	Police Administration	51530	Pension Plan	189,280	148,679	180,579	180,579	186,447
01351000	Police Investigations	51530	Pension Plan	54,333	47,935	51,939	51,939	66,807
01352000	Patrol Administration	51530	Pension Plan	359,675	298,979	332,673	332,673	342,634
01380000	Emergency Management	51530	Pension Plan	0	0	5,869	5,869	5,818
01400000	Municipal Services Admin.	51530	Pension Plan	26,922	21,258	28,321	28,321	29,446
01401501	Snow	51530	Pension Plan	1,275	0	4,500	4,500	4,500
01401502	Highways & Streets	51530	Pension Plan	68,678	54,911	64,237	64,237	63,283
01402504	Traffic	51530	Pension Plan	22,478	19,210	20,366	20,366	21,146
01403500	Facilities	51530	Pension Plan	22,962	18,865	25,947	25,947	26,625
01404000	Fleet	51530	Pension Plan	39,650	32,186	37,756	37,756	39,017
01500000	Parks & Rec. Administration	51530	Pension Plan	34,519	30,280	29,053	29,053	31,160
01501000	Parks Maint. Administration	51530	Pension Plan	83,678	73,508	85,996	85,996	91,834
01501612	Parks Building Services	51530	Pension Plan	20,260	17,392	23,963	23,963	21,241
01502000	Parks Prog. Administration	51530	Pension Plan	21,160	17,212	19,977	19,977	20,488
01502613	Thompson Barn	51530	Pension Plan	45	64	0	0	0
01503623	Other Events	51530	Pension Plan	0	17	0	0	0
01505636	Camps & Shows	51530	Pension Plan	630	65	0	0	0
01507642	Programs - Nature	51530	Pension Plan	3,954	3,464	3,854	3,854	4,006
01509646	Swimming Pools	51530	Pension Plan	1,494	1,399	1,545	1,545	1,611
28500652	Legler Barn	51530	Pension Plan	4	6	0	0	0
80405000	Stormwater Administration	51530	Pension Plan	5,444	3,588	8,355	8,355	8,863
80405500	Stormwater Maintenance	51530	Pension Plan	38,446	36,172	43,884	43,884	47,231
80405550	Stormwater Development	51530	Pension Plan	16,006	13,837	14,767	14,767	15,200
82500001	Rec Center Administration	51530	Pension Plan	10,580	4,447	5,796	5,796	5,786
82501001	Rec Center Facilities	51530	Pension Plan	2,234	1,996	5,509	5,509	5,638
82500008	Rec Center Customer Service	51530	Pension Plan	0	2,720	3,164	3,164	3,370
82502659	Rec Center Building Services	51530	Pension Plan	2,151	3,476	4,814	4,814	10,066
82503000	Rec Center Rentals & Events	51530	Pension Plan	0	934	1,856	1,856	1,619
82506000	Rec Center Enrichment	51530	Pension Plan	282	253	0	0	0
82506636	Rec Center Camps	51530	Pension Plan	0	1,536	796	796	827
82506641	Rec Center Dance	51530	Pension Plan	0	631	796	796	827
82508660	Rec Center Sports	51530	Pension Plan	1,435	769	774	774	805
82509661	Rec Center Pools	51530	Pension Plan	3,785	2,791	3,267	3,267	3,406
82510000	Rec Center Fitness	51530	Pension Plan	2,880	2,337	2,411	2,411	2,465
	Object Total			1,959,425	1,647,559	1,875,364	1,881,000	1,953,478
01010000	Governing Body	51540	Workers Compensation	279	276	310	310	381
01011000	City Manager	51540	Workers Compensation	1,183	1,309	1,270	1,270	1,731
01012000	Communications	51540	Workers Compensation	606	738	754	754	936
01013000	Municipal Court	51540	Workers Compensation	747	819	856	856	1,056
01014000	City Clerk	51540	Workers Compensation	142	38	175	175	0
01015000	Public Market	51540	Workers Compensation	193	329	352	352	476
01100000	Finance	51540	Workers Compensation	1,315	1,554	1,718	1,718	2,103
01110000	Human Resources	51540	Workers Compensation	1,151	1,271	1,537	1,537	1,712
01150000	IT Administration	51540	Workers Compensation	239	273	290	290	363
01150012	IT Support Services	51540	Workers Compensation	623	643	625	625	748
01150013	IT Data Analytics	51540	Workers Compensation	713	702	822	822	1,025
01150014	IT Infrastructure	51540	Workers Compensation	396	565	627	627	809
01180000	Legal	51540	Workers Compensation	1,291	1,378	1,530	1,530	1,922
01181000	Prosecution	51540	Workers Compensation	371	380	410	410	527
01200000	CD Administration	51540	Workers Compensation	1,596	1,830	1,961	2,183	2,495
01201000	Community Standards	51540	Workers Compensation	3,155	7,080	8,244	8,244	10,041
01202000	Building Inspection	51540	Workers Compensation	10,597	8,747	10,445	10,445	12,586
01203000	Land Use	51540	Workers Compensation	855	910	953	953	1,176
01204000	Engineering	51540	Workers Compensation	18,118	17,614	20,848	20,848	25,367
01300000	Fire Administration	51540	Workers Compensation	12,413	15,558	16,487	16,487	20,366
01300303	Fire Prof. Development	51540	Workers Compensation	13,596	14,839	15,772	15,772	19,410
01301000	Fire Operations	51540	Workers Compensation	210,439	233,092	234,757	234,757	266,279
01302000	Fire Planning	51540	Workers Compensation	11,816	13,794	19,544	19,544	21,145
01350000	Police Administration	51540	Workers Compensation	22,556	22,099	29,011	29,011	34,374
01351000	Police Investigations	51540	Workers Compensation	13,921	14,147	17,042	17,042	21,193
01352000	Patrol Administration	51540	Workers Compensation	99,140	105,870	114,014	114,014	135,948
01380000	Emergency Management	51540	Workers Compensation	0	0	235	235	4,436
01400000	Municipal Services Admin.	51540	Workers Compensation	891	911	1,133	1,133	1,366
01401501	Snow	51540	Workers Compensation	0	0	3,943	3,943	3,943
01401502	Highways & Streets	51540	Workers Compensation	50,360	52,419	56,288	56,288	65,727
01402504	Traffic	51540	Workers Compensation	11,112	12,088	12,397	12,397	15,238
01403500	Facilities	51540	Workers Compensation	10,529	10,910	12,566	12,566	15,230
01404000	Fleet	51540	Workers Compensation	14,103	14,930	15,622	15,622	19,087
01500000	Parks & Rec. Administration	51540	Workers Compensation	2,757	1,314	1,350	1,350	1,687
01501000	Parks Maint. Administration	51540	Workers Compensation	26,843	31,233	34,463	34,463	41,498

ORG	ORG DESCRIPTION	OBJ	DESCRIPTION	2017 ACTUAL	2018 ACTUAL	2019 ORIGINAL BUDGET	2019 REVISED BUDGET	2020 BUDGET
01501612	Parks Building Services	51540	Workers Compensation	12,653	14,046	17,663	17,663	17,716
01502000	Parks Prog. Administration	51540	Workers Compensation	2,346	2,409	2,622	2,622	3,192
01502613	Thompson Barn	51540	Workers Compensation	301	191	136	136	137
01503610	Farmers Market	51540	Workers Compensation	0	201	99	99	285
01503623	Other Events	51540	Workers Compensation	0	4	0	0	0
01504628	Adult Fitness	51540	Workers Compensation	63	104	81	81	97
01504629	Senior Programs	51540	Workers Compensation	0	0	92	92	0
01504630	Adult Sports	51540	Workers Compensation	0	0	26	26	0
01504631	Adult Trips	51540	Workers Compensation	0	0	48	48	49
01504632	Parks & Recreation - Other	51540	Workers Compensation	0	0	46	46	46
01505634	Youth Sports	51540	Workers Compensation	1	22	0	0	26
01505635	Arts & Crafts	51540	Workers Compensation	0	0	50	50	50
01505636	Camps & Shows	51540	Workers Compensation	89	36	141	141	142
01506640	Prog Dance	51540	Workers Compensation	112	0	0	0	0
01507642	Programs - Nature	51540	Workers Compensation	974	504	558	558	676
01509646	Swimming Pools	51540	Workers Compensation	50	58	265	265	281
01509647	Ad Astra Pool	51540	Workers Compensation	2,838	694	3,062	3,062	0
01509648	Flat Rock Creek Pool	51540	Workers Compensation	2,511	615	3,061	3,061	3,084
01509649	Indian Trails Pool	51540	Workers Compensation	4,460	997	5,024	5,024	5,061
01509651	Swim Team	51540	Workers Compensation	404	69	665	665	670
28500652	Legler Barn	51540	Workers Compensation	27	25	78	78	79
80405000	Stormwater Administration	51540	Workers Compensation	176	182	334	334	397
80405500	Stormwater Maintenance	51540	Workers Compensation	27,450	31,344	34,517	34,517	43,775
80405550	Stormwater Development	51540	Workers Compensation	4,493	4,959	5,210	5,210	6,459
82500001	Rec Center Administration	51540	Workers Compensation	550	650	761	761	726
82501001	Rec Center Facilities	51540	Workers Compensation	866	1,666	2,996	2,996	3,555
82500008	Rec Center Customer Service	51540	Workers Compensation	0	808	1,041	1,041	1,109
82502659	Rec Center Building Services	51540	Workers Compensation	1,426	3,135	4,361	4,361	6,929
82503000	Rec Center Rentals & Events	51540	Workers Compensation	38	174	199	199	202
82506000	Rec Center Enrichment	51540	Workers Compensation	261	186	195	195	197
82506636	Rec Center Camps	51540	Workers Compensation	0	488	979	979	1,269
82506641	Rec Center Dance	51540	Workers Compensation	0	276	366	366	512
82508660	Rec Center Sports	51540	Workers Compensation	402	466	704	704	733
82509661	Rec Center Pools	51540	Workers Compensation	2,731	2,637	3,212	3,212	3,505
82510000	Rec Center Fitness	51540	Workers Compensation	885	1,702	1,656	1,656	1,956
	Object Total			610,153	658,308	728,599	728,821	855,296
01010000	Governing Body	51545	Unemployment	20	0	291	291	320
01011000	City Manager	51545	Unemployment	1,067	854	1,339	1,339	1,609
01012000	Communications	51545	Unemployment	534	473	792	792	871
01013000	Municipal Court	51545	Unemployment	637	509	909	909	998
01014000	City Clerk	51545	Unemployment	116	23	189	189	0
01015000	Public Market	51545	Unemployment	169	212	379	379	453
01100000	Finance	51545	Unemployment	1,138	975	1,836	1,836	1,994
01110000	Human Resources	51545	Unemployment	1,979	795	1,460	1,460	1,626
01150000	IT Administration	51545	Unemployment	208	173	297	297	330
01150012	IT Support Services	51545	Unemployment	526	399	660	660	673
01150013	IT Data Analytics	51545	Unemployment	640	456	888	888	996
01150014	IT Infrastructure	51545	Unemployment	352	363	665	665	739
01180000	Legal	51545	Unemployment	1,189	905	1,691	1,691	1,876
01181000	Prosecution	51545	Unemployment	335	245	453	453	516
01200000	CD Administration	51545	Unemployment	1,376	1,151	2,081	2,258	2,352
01201000	Community Standards	51545	Unemployment	356	283	570	570	614
01202000	Building Inspection	51545	Unemployment	867	691	1,350	1,350	1,479
01203000	Land Use	51545	Unemployment	748	573	1,042	1,042	1,138
01204000	Engineering	51545	Unemployment	1,879	1,420	2,711	2,711	2,954
01300000	Fire Administration	51545	Unemployment	759	689	1,242	1,242	1,359
01300303	Fire Prof. Development	51545	Unemployment	730	569	1,073	1,073	1,169
01301000	Fire Operations	51545	Unemployment	11,053	8,416	14,051	14,051	15,074
01302000	Fire Planning	51545	Unemployment	634	536	1,016	1,016	1,110
01350000	Police Administration	51545	Unemployment	5,387	4,059	7,658	7,658	8,320
01351000	Police Investigations	51545	Unemployment	1,507	1,240	1,972	1,972	2,760
01352000	Patrol Administration	51545	Unemployment	10,319	8,051	13,387	13,387	14,370
01380000	Emergency Management	51545	Unemployment	0	0	257	257	267
01400000	Municipal Services Admin.	51545	Unemployment	768	569	1,217	1,217	1,330
01401501	Snow	51545	Unemployment	0	0	0	0	207
01401502	Highways & Streets	51545	Unemployment	1,987	1,489	2,775	2,775	2,885
01402504	Traffic	51545	Unemployment	628	499	871	871	949
01403500	Facilities	51545	Unemployment	696	571	1,088	1,088	1,193
01404000	Fleet	51545	Unemployment	1,173	896	1,581	1,581	1,722
01500000	Parks & Rec. Administration	51545	Unemployment	1,042	824	1,446	1,446	1,606
01501000	Parks Maint. Administration	51545	Unemployment	2,788	2,281	4,071	4,071	4,544
01501612	Parks Building Services	51545	Unemployment	812	657	1,382	1,382	1,255
01502000	Parks Prog. Administration	51545	Unemployment	619	436	850	850	925
01502613	Thompson Barn	51545	Unemployment	109	65	148	148	157
01503623	Other Events	51545	Unemployment	0	1	0	0	0
01504628	Adult Fitness	51545	Unemployment	20	21	27	27	29
01504629	Senior Programs	51545	Unemployment	0	0	31	31	0
01504630	Adult Sports	51545	Unemployment	0	0	9	9	0
01504631	Adult Trips	51545	Unemployment	0	0	16	16	17

ORG	ORG DESCRIPTION	OBJ	DESCRIPTION	2017 ACTUAL	2018 ACTUAL	2019 ORIGINAL BUDGET	2019 REVISED BUDGET	2020 BUDGET
01504632	Parks & Recreation - Other	51545	Unemployment	0	0	15	15	16
01505634	Youth Sports	51545	Unemployment	0	4	0	0	9
01505635	Arts & Crafts	51545	Unemployment	0	0	17	17	18
01505636	Camps & Shows	51545	Unemployment	25	7	47	47	50
01506640	Prog Dance	51545	Unemployment	31	0	0	0	0
01507642	Programs - Nature	51545	Unemployment	120	97	183	183	200
01509646	Swimming Pools	51545	Unemployment	43	36	82	82	90
01503610	Farmers Market	51545	Unemployment	0	15	33	33	30
01509647	Ad Astra Pool	51545	Unemployment	192	140	247	247	0
01509648	Flat Rock Creek Pool	51545	Unemployment	170	124	247	247	261
01509649	Indian Trails Pool	51545	Unemployment	301	202	404	404	427
01509651	Swim Team	51545	Unemployment	27	14	54	54	57
28500652	Legler Barn	51545	Unemployment	22	16	86	86	91
80405000	Stormwater Administration	51545	Unemployment	155	116	359	359	401
80405500	Stormwater Maintenance	51545	Unemployment	1,098	999	1,906	1,906	2,138
80405550	Stormwater Development	51545	Unemployment	453	355	646	646	698
82500001	Rec Center Administration	51545	Unemployment	398	183	250	250	259
82501001	Rec Center Facilities	51545	Unemployment	72	80	238	238	256
82500008	Rec Center Customer Service	51545	Unemployment	0	294	695	695	754
82502659	Rec Center Building Services	51545	Unemployment	92	145	350	350	500
82503000	Rec Center Rentals & Events	51545	Unemployment	11	56	122	122	117
82506000	Rec Center Enrichment	51545	Unemployment	75	38	65	65	69
82506636	Rec Center Camps	51545	Unemployment	0	98	326	326	394
82506641	Rec Center Dance	51545	Unemployment	0	55	121	121	171
82508660	Rec Center Sports	51545	Unemployment	86	93	234	234	249
82509661	Rec Center Pools	51545	Unemployment	404	558	1,069	1,069	1,190
82510000	Rec Center Fitness	51545	Unemployment	244	340	551	551	651
	Object Total			59,186	46,434	84,118	84,295	91,882
01010000	Governing Body	51550	Health Insurance	0	0	0	0	10,000
01011000	City Manager	51550	Health Insurance	56,263	56,103	48,375	48,375	55,000
01012000	Communications	51550	Health Insurance	40,058	38,491	43,000	43,000	40,000
01013000	Municipal Court	51550	Health Insurance	93,800	65,236	64,500	64,500	50,000
01014000	City Clerk	51550	Health Insurance	15,536	3,189	10,750	10,750	0
01015000	Public Market	51550	Health Insurance	21,276	18,135	10,750	10,750	20,000
01100000	Finance	51550	Health Insurance	89,275	90,052	75,250	75,250	70,000
01110000	Human Resources	51550	Health Insurance	74,617	74,678	69,875	69,875	65,000
01150000	IT Administration	51550	Health Insurance	13,224	11,274	10,750	10,750	10,000
01150012	IT Support Services	51550	Health Insurance	65,775	50,739	43,000	43,000	40,000
01150013	IT Data Analytics	51550	Health Insurance	38,061	29,487	53,750	53,750	50,000
01150014	IT Infrastructure	51550	Health Insurance	23,423	26,101	32,250	32,250	30,000
01180000	Legal	51550	Health Insurance	77,621	73,403	69,875	69,875	65,000
01181000	Prosecution	51550	Health Insurance	33,159	37,010	21,500	21,500	20,000
01200000	CD Administration	51550	Health Insurance	126,397	115,730	121,475	142,975	128,000
01201000	Community Standards	51550	Health Insurance	54,372	47,708	32,250	32,250	30,000
01202000	Building Inspection	51550	Health Insurance	88,518	92,340	75,250	75,250	70,000
01203000	Land Use	51550	Health Insurance	82,324	69,499	53,750	53,750	50,000
01204000	Engineering	51550	Health Insurance	204,410	165,348	139,750	139,750	130,000
01300000	Fire Administration	51550	Health Insurance	66,379	52,242	43,000	43,000	40,000
01300303	Fire Prof. Development	51550	Health Insurance	89,304	76,702	43,000	43,000	40,000
01301000	Fire Operations	51550	Health Insurance	1,379,645	1,187,216	892,250	892,250	830,000
01302000	Fire Planning	51550	Health Insurance	77,926	75,211	53,750	53,750	50,000
01350000	Police Administration	51550	Health Insurance	612,871	473,110	537,500	537,500	510,000
01351000	Police Investigations	51550	Health Insurance	139,190	132,722	139,750	139,750	140,000
01352000	Patrol Administration	51550	Health Insurance	1,003,747	788,761	903,000	903,000	850,000
01380000	Emergency Management	51550	Health Insurance	0	0	10,750	10,750	10,000
01400000	Municipal Services Admin.	51550	Health Insurance	83,255	69,446	70,413	70,413	65,500
01401502	Highways & Streets	51550	Health Insurance	276,368	261,566	225,750	225,750	210,000
01402504	Traffic	51550	Health Insurance	84,499	67,671	53,750	53,750	50,000
01403500	Facilities	51550	Health Insurance	107,012	102,154	86,000	86,000	80,000
01404000	Fleet	51550	Health Insurance	144,173	125,864	107,500	107,500	100,000
01500000	Parks & Rec. Administration	51550	Health Insurance	98,407	83,938	59,125	59,125	65,000
01501000	Parks Maint. Administration	51550	Health Insurance	350,414	309,919	311,750	311,750	300,000
01501612	Parks Building Services	51550	Health Insurance	96,206	87,336	107,500	107,500	80,000
01502000	Parks Prog. Administration	51550	Health Insurance	83,640	73,649	53,750	53,750	50,000
01502613	Thompson Barn	51550	Health Insurance	0	93	0	0	0
01507642	Programs - Nature	51550	Health Insurance	15,536	13,446	10,750	10,750	10,000
01509646	Swimming Pools	51550	Health Insurance	9,698	9,771	5,375	5,375	5,000
80405000	Stormwater Administration	51550	Health Insurance	13,416	11,059	17,738	17,738	16,500
80405500	Stormwater Maintenance	51550	Health Insurance	172,781	180,375	172,000	172,000	170,000
80405550	Stormwater Development	51550	Health Insurance	31,953	36,157	32,250	32,250	30,000
82500001	Rec Center Administration	51550	Health Insurance	47,983	31,190	16,125	16,125	15,000
82501001	Rec Center Facilities	51550	Health Insurance	4,807	7,204	21,500	21,500	20,000
82500008	Rec Center Customer Service	51550	Health Insurance	0	5,480	10,750	10,750	10,000
82502659	Rec Center Building Services	51550	Health Insurance	11,432	24,128	21,500	21,500	50,000
82503000	Rec Center Rentals & Events	51550	Health Insurance	0	5,882	5,375	5,375	5,000
82506636	Rec Center Camps	51550	Health Insurance	0	1,234	2,688	2,688	2,500
82506641	Rec Center Dance	51550	Health Insurance	0	1,234	2,688	2,688	2,500
82508660	Rec Center Sports	51550	Health Insurance	6,303	5,064	2,688	2,688	2,500
82509661	Rec Center Pools	51550	Health Insurance	12,956	12,725	10,750	10,750	10,000

ORG	ORG DESCRIPTION	OBJ	DESCRIPTION	2017 ACTUAL	2018 ACTUAL	2019 ORIGINAL BUDGET	2019 REVISED BUDGET	2020 BUDGET
82510000	Rec Center Fitness	51550	Health Insurance	7,002	14,694	8,063	8,063	7,500
			Object Total	6,225,012	5,391,766	5,014,878	5,036,378	4,760,000
01011000	City Manager	51555	Short Term Disability	111	118	144	144	176
01012000	Communications	51555	Short Term Disability	87	95	128	128	128
01013000	Municipal Court	51555	Short Term Disability	140	134	192	192	160
01014000	City Clerk	51555	Short Term Disability	23	5	32	32	0
01015000	Public Market	51555	Short Term Disability	24	25	32	32	64
01100000	Finance	51555	Short Term Disability	142	159	224	224	224
01110000	Human Resources	51555	Short Term Disability	165	166	240	240	208
01150000	IT Administration	51555	Short Term Disability	23	24	32	32	32
01150012	IT Support Services	51555	Short Term Disability	93	98	128	128	128
01150013	IT Data Analytics	51555	Short Term Disability	102	97	160	160	160
01150014	IT Infrastructure	51555	Short Term Disability	56	66	96	96	96
01180000	Legal	51555	Short Term Disability	137	142	208	208	208
01181000	Prosecution	51555	Short Term Disability	55	48	64	64	64
01200000	CD Administration	51555	Short Term Disability	259	292	362	418	410
01201000	Community Standards	51555	Short Term Disability	71	71	96	96	96
01202000	Building Inspection	51555	Short Term Disability	155	163	224	224	224
01203000	Land Use	51555	Short Term Disability	118	118	160	160	160
01204000	Engineering	51555	Short Term Disability	287	284	416	416	416
01300000	Fire Administration	51555	Short Term Disability	86	95	128	128	128
01300303	Fire Prof. Development	51555	Short Term Disability	95	95	128	128	128
01301000	Fire Operations	51555	Short Term Disability	1,840	1,872	2,688	2,688	2,688
01302000	Fire Planning	51555	Short Term Disability	84	95	160	160	160
01350000	Police Administration	51555	Short Term Disability	1,030	1,010	1,632	1,632	1,664
01351000	Police Investigations	51555	Short Term Disability	238	257	416	416	448
01352000	Patrol Administration	51555	Short Term Disability	1,698	1,778	2,720	2,720	2,752
01380000	Emergency Management	51555	Short Term Disability	0	0	32	32	32
01400000	Municipal Services Admin.	51555	Short Term Disability	183	175	210	210	210
01401502	Highways & Streets	51555	Short Term Disability	475	489	672	672	672
01402504	Traffic	51555	Short Term Disability	118	118	160	160	160
01403500	Facilities	51555	Short Term Disability	153	166	256	256	256
01404000	Fleet	51555	Short Term Disability	237	237	320	320	320
01500000	Parks & Rec. Administration	51555	Short Term Disability	142	142	176	176	208
01501000	Parks Maint. Administration	51555	Short Term Disability	602	675	928	928	960
01501612	Parks Building Services	51555	Short Term Disability	199	197	320	320	256
01502000	Parks Prog. Administration	51555	Short Term Disability	132	171	160	160	160
01507642	Programs - Nature	51555	Short Term Disability	24	24	32	32	32
01509646	Swimming Pools	51555	Short Term Disability	17	24	16	16	16
80405000	Stormwater Administration	51555	Short Term Disability	39	36	53	53	53
80405500	Stormwater Maintenance	51555	Short Term Disability	298	350	512	512	544
80405550	Stormwater Development	51555	Short Term Disability	71	71	96	96	96
82500001	Rec Center Administration	51555	Short Term Disability	66	46	48	48	48
82501001	Rec Center Facilities	51555	Short Term Disability	16	24	64	64	64
82500008	Rec Center Customer Service	51555	Short Term Disability	0	20	32	32	32
82502659	Rec Center Building Services	51555	Short Term Disability	19	47	64	64	160
82503000	Rec Center Rentals & Events	51555	Short Term Disability	0	15	16	16	16
82506636	Rec Center Camps	51555	Short Term Disability	0	15	8	8	8
82506641	Rec Center Dance	51555	Short Term Disability	0	15	8	8	8
82508660	Rec Center Sports	51555	Short Term Disability	22	16	8	8	8
82509661	Rec Center Pools	51555	Short Term Disability	33	45	32	32	32
82510000	Rec Center Fitness	51555	Short Term Disability	19	34	24	24	24
			Object Total	9,984	10,459	15,057	15,113	15,297
01011000	City Manager	51565	Life Insurance	1,183	1,309	1,334	1,334	1,530
01012000	Communications	51565	Life Insurance	595	709	792	792	828
01013000	Municipal Court	51565	Life Insurance	607	621	712	712	677
01014000	City Clerk	51565	Life Insurance	142	38	184	184	0
01015000	Public Market	51565	Life Insurance	154	164	176	176	303
01100000	Finance	51565	Life Insurance	1,315	1,555	1,805	1,805	1,864
01110000	Human Resources	51565	Life Insurance	1,133	1,242	1,375	1,375	1,452
01150000	IT Administration	51565	Life Insurance	239	273	305	305	321
01150012	IT Support Services	51565	Life Insurance	623	643	656	656	664
01150013	IT Data Analytics	51565	Life Insurance	713	702	864	864	926
01150014	IT Infrastructure	51565	Life Insurance	396	565	659	659	714
01180000	Legal	51565	Life Insurance	1,292	1,432	1,651	1,651	1,748
01181000	Prosecution	51565	Life Insurance	275	292	323	323	354
01200000	CD Administration	51565	Life Insurance	1,551	1,780	2,008	2,240	2,161
01201000	Community Standards	51565	Life Insurance	371	411	462	462	488
01202000	Building Inspection	51565	Life Insurance	975	1,095	1,195	1,195	1,256
01203000	Land Use	51565	Life Insurance	847	902	1,001	1,001	1,041
01204000	Engineering	51565	Life Insurance	2,107	2,207	2,503	2,503	2,601
01300000	Fire Administration	51565	Life Insurance	875	1,077	1,206	1,206	1,256
01300303	Fire Prof. Development	51565	Life Insurance	846	923	1,031	1,031	1,069
01301000	Fire Operations	51565	Life Insurance	12,841	13,453	14,081	14,081	14,829
01302000	Fire Planning	51565	Life Insurance	651	770	1,278	1,278	1,349
01350000	Police Administration	51565	Life Insurance	6,190	6,376	7,489	7,489	7,832
01351000	Police Investigations	51565	Life Insurance	1,711	1,975	2,181	2,181	2,805
01352000	Patrol Administration	51565	Life Insurance	11,647	12,438	13,792	13,792	14,391

ORG	ORG DESCRIPTION	OBJ	DESCRIPTION	2017 ACTUAL	2018 ACTUAL	2019 ORIGINAL BUDGET	2019 REVISED BUDGET	2020 BUDGET
01380000	Emergency Management	51565	Life Insurance	0	0	247	247	244
01400000	Municipal Services Admin.	51565	Life Insurance	891	910	1,189	1,189	1,236
01401501	Snow	51565	Life Insurance	0	0	189	189	189
01401502	Highways & Streets	51565	Life Insurance	2,298	2,393	2,699	2,699	2,658
01402504	Traffic	51565	Life Insurance	731	795	855	855	888
01403500	Facilities	51565	Life Insurance	804	912	1,090	1,090	1,119
01404000	Fleet	51565	Life Insurance	1,365	1,445	1,586	1,586	1,639
01500000	Parks & Rec. Administration	51565	Life Insurance	1,015	1,103	1,220	1,220	1,309
01501000	Parks Maint. Administration	51565	Life Insurance	2,768	3,224	3,612	3,612	3,786
01501612	Parks Building Services	51565	Life Insurance	774	802	1,008	1,008	893
01502000	Parks Prog. Administration	51565	Life Insurance	691	730	839	839	861
01502613	Thompson Barn	51565	Life Insurance	0	1	0	0	0
01509646	Swimming Pools	51565	Life Insurance	50	58	65	65	68
01507642	Programs - Nature	51565	Life Insurance	130	142	162	162	168
80405000	Stormwater Administration	51565	Life Insurance	176	182	350	350	372
80405500	Stormwater Maintenance	51565	Life Insurance	1,296	1,601	1,845	1,845	1,984
80405550	Stormwater Development	51565	Life Insurance	513	568	621	621	639
82500001	Rec Center Administration	51565	Life Insurance	348	234	243	243	243
82501001	Rec Center Facilities	51565	Life Insurance	80	123	232	232	236
82500008	Rec Center Customer Service	51565	Life Insurance	0	102	133	133	142
82502659	Rec Center Building Services	51565	Life Insurance	80	205	202	202	423
82503000	Rec Center Rentals & Events	51565	Life Insurance	0	49	78	78	68
82506636	Rec Center Camps	51565	Life Insurance	0	26	33	33	35
82506641	Rec Center Dance	51565	Life Insurance	0	26	33	33	35
82508660	Rec Center Sports	51565	Life Insurance	66	39	33	33	34
82509661	Rec Center Pools	51565	Life Insurance	123	115	137	137	143
82510000	Rec Center Fitness	51565	Life Insurance	91	96	101	101	104
	Object Total			63,569	68,833	77,865	78,097	81,975
01010000	Governing Body	51570	Employee Assistance Program	21	0	0	0	0
01011000	City Manager	51570	Employee Assistance Program	121	130	135	135	165
01012000	Communications	51570	Employee Assistance Program	96	104	120	120	120
01013000	Municipal Court	51570	Employee Assistance Program	177	207	210	210	210
01014000	City Clerk	51570	Employee Assistance Program	24	6	30	30	0
01015000	Public Market	51570	Employee Assistance Program	42	78	180	180	120
01100000	Finance	51570	Employee Assistance Program	156	175	210	210	210
01110000	Human Resources	51570	Employee Assistance Program	169	169	255	255	225
01150000	IT Administration	51570	Employee Assistance Program	26	26	30	30	30
01150012	IT Support Services	51570	Employee Assistance Program	101	108	120	120	120
01150013	IT Data Analytics	51570	Employee Assistance Program	112	106	150	150	150
01150014	IT Infrastructure	51570	Employee Assistance Program	61	72	90	90	90
01180000	Legal	51570	Employee Assistance Program	157	156	195	195	195
01181000	Prosecution	51570	Employee Assistance Program	78	78	90	90	90
01200000	CD Administration	51570	Employee Assistance Program	275	313	369	425	414
01201000	Community Standards	51570	Employee Assistance Program	78	78	120	120	120
01202000	Building Inspection	51570	Employee Assistance Program	168	179	240	240	240
01203000	Land Use	51570	Employee Assistance Program	130	130	150	150	150
01204000	Engineering	51570	Employee Assistance Program	315	310	420	420	420
01300000	Fire Administration	51570	Employee Assistance Program	94	104	120	120	120
01300303	Fire Prof. Development	51570	Employee Assistance Program	104	104	120	120	120
01301000	Fire Operations	51570	Employee Assistance Program	2,016	2,056	2,520	2,520	2,490
01302000	Fire Planning	51570	Employee Assistance Program	117	130	150	150	150
01350000	Police Administration	51570	Employee Assistance Program	1,140	1,127	1,560	1,560	1,560
01351000	Police Investigations	51570	Employee Assistance Program	260	280	390	390	420
01352000	Patrol Administration	51570	Employee Assistance Program	1,878	1,965	2,640	2,640	2,580
01380000	Emergency Management	51570	Employee Assistance Program	0	0	30	30	30
01400000	Municipal Services Admin.	51570	Employee Assistance Program	140	135	227	227	197
01401502	Highways & Streets	51570	Employee Assistance Program	521	537	660	660	630
01402504	Traffic	51570	Employee Assistance Program	130	130	150	150	150
01403500	Facilities	51570	Employee Assistance Program	168	182	240	240	240
01404000	Fleet	51570	Employee Assistance Program	260	260	300	300	300
01500000	Parks & Rec. Administration	51570	Employee Assistance Program	212	219	345	345	375
01501000	Parks Maint. Administration	51570	Employee Assistance Program	656	740	930	930	960
01501612	Parks Building Services	51570	Employee Assistance Program	240	276	540	540	420
01502000	Parks Prog. Administration	51570	Employee Assistance Program	122	127	180	180	150
01502613	Thompson Barn	51570	Employee Assistance Program	1	2	30	30	30
01503610	Farmers Market	51570	Employee Assistance Program	0	0	60	60	60
01504628	Adult Fitness	51570	Employee Assistance Program	0	0	30	30	30
01504629	Senior Programs	51570	Employee Assistance Program	0	0	30	30	0
01504630	Adult Sports	51570	Employee Assistance Program	0	0	30	30	0
01504631	Adult Trips	51570	Employee Assistance Program	0	0	30	30	30
01504632	Parks & Recreation - Other	51570	Employee Assistance Program	0	0	30	30	30
01505634	Youth Sports	51570	Employee Assistance Program	0	0	0	0	30
01505635	Arts & Crafts	51570	Employee Assistance Program	0	0	30	30	30
01505636	Camps & Shows	51570	Employee Assistance Program	20	1	60	60	60
01507642	Programs - Nature	51570	Employee Assistance Program	26	26	60	60	60
01509646	Swimming Pools	51570	Employee Assistance Program	12	13	45	45	45
01509647	Ad Astra Pool	51570	Employee Assistance Program	0	0	60	60	0
01509648	Flat Rock Creek Pool	51570	Employee Assistance Program	0	0	60	60	60
01509649	Indian Trails Pool	51570	Employee Assistance Program	0	0	60	60	60

ORG	ORG DESCRIPTION	OBJ	DESCRIPTION	2017 ACTUAL	2018 ACTUAL	2019 ORIGINAL BUDGET	2019 REVISED BUDGET	2020 BUDGET
01509651	Swim Team	51570	Employee Assistance Program	0	0	30	30	30
28500652	Legler Barn	51570	Employee Assistance Program	0	0	30	30	30
80405000	Stormwater Administration	51570	Employee Assistance Program	21	20	50	50	50
80405500	Stormwater Maintenance	51570	Employee Assistance Program	323	386	480	480	510
80405550	Stormwater Development	51570	Employee Assistance Program	78	78	90	90	90
82500001	Rec Center Administration	51570	Employee Assistance Program	73	43	45	45	45
82501001	Rec Center Facilities	51570	Employee Assistance Program	17	26	60	60	60
82500008	Rec Center Customer Service	51570	Employee Assistance Program	0	31	150	150	150
82502659	Rec Center Building Services	51570	Employee Assistance Program	25	57	90	90	180
82503000	Rec Center Rentals & Events	51570	Employee Assistance Program	0	9	45	45	45
82506000	Rec Center Enrichment	51570	Employee Assistance Program	5	7	30	30	30
82506636	Rec Center Camps	51570	Employee Assistance Program	0	23	68	68	68
82506641	Rec Center Dance	51570	Employee Assistance Program	0	6	68	68	68
82508660	Rec Center Sports	51570	Employee Assistance Program	15	9	68	68	68
82509661	Rec Center Pools	51570	Employee Assistance Program	23	25	90	90	120
82510000	Rec Center Fitness	51570	Employee Assistance Program	19	21	83	83	113
			Object Total	11,023	11,580	16,308	16,364	16,143
01012000	Communications	51575	Other Benefits	25	25	0	0	0
01013000	Municipal Court	51575	Other Benefits	51	400	0	0	0
01015000	Public Market	51575	Other Benefits	0	0	0	0	0
01100000	Finance	51575	Other Benefits	76	0	0	0	0
01110000	Human Resources	51575	Other Benefits	152	25	0	0	0
01150012	IT Support Services	51575	Other Benefits	0	25	0	0	0
01150013	IT Data Analytics	51575	Other Benefits	25	0	0	0	0
01180000	Legal	51575	Other Benefits	25	178	0	0	0
01181000	Prosecution	51575	Other Benefits	0	51	0	0	0
01200000	CD Administration	51575	Other Benefits	203	79	0	0	0
01201000	Community Standards	51575	Other Benefits	26	152	0	0	0
01202000	Building Inspection	51575	Other Benefits	0	76	0	0	0
01204000	Engineering	51575	Other Benefits	101	127	0	0	0
01300000	Fire Administration	51575	Other Benefits	160	160	0	0	0
01301000	Fire Operations	51575	Other Benefits	579	1,122	0	0	0
01302000	Fire Planning	51575	Other Benefits	0	105	0	0	0
01300303	Fire Prof. Development	51575	Other Benefits	267	0	0	0	0
01350000	Police Administration	51575	Other Benefits	810	545	0	0	0
01351000	Police Investigations	51575	Other Benefits	187	107	0	0	0
01352000	Patrol Administration	51575	Other Benefits	636	888	0	0	0
01400000	Municipal Services Admin.	51575	Other Benefits	177	0	0	0	0
01401502	Highways & Streets	51575	Other Benefits	310	669	0	0	0
01402504	Traffic	51575	Other Benefits	204	59	0	0	0
01403500	Facilities	51575	Other Benefits	266	169	0	0	0
01404000	Fleet	51575	Other Benefits	66	465	0	0	0
01500000	Parks & Rec. Administration	51575	Other Benefits	13	136	0	0	0
01501000	Parks Maint. Administration	51575	Other Benefits	172	279	0	0	0
01501612	Parks Building Services	51575	Other Benefits	152	25	0	0	0
01507642	Programs - Nature	51575	Other Benefits	51	0	0	0	0
80405500	Stormwater Maintenance	51575	Other Benefits	101	127	0	0	0
80405550	Stormwater Development	51575	Other Benefits	0	25	0	0	0
82506000	Rec Center Enrichment	51575	Other Benefits	38	0	0	0	0
82509661	Rec Center Pools	51575	Other Benefits	0	395	0	0	0
82510000	Rec Center Fitness	51575	Other Benefits	0	19	0	0	0
			Object Total	4,873	6,433	0	0	0
Personal Services Total				42,671,859	45,200,736	50,231,411	50,196,471	51,528,255
01014000	City Clerk	52100	Services	0	0	1,100	1,100	0
01015000	Public Market	52100	Services	363	857	30,000	30,000	0
01110000	Human Resources	52100	Services	0	8	0	0	0
01111011	Recruiting	52100	Services	41,143	51,142	66,750	94,039	94,039
01200000	CD Administration	52100	Services	182,508	3,500	275,250	75,250	0
01201000	Community Standards	52100	Services	6,126	0	0	0	0
01202000	Building Inspection	52100	Services	0	0	1,000	1,000	1,000
01203000	Land Use	52100	Services	12,750	549	1,000	1,000	0
01204000	Engineering	52100	Services	32,640	181,241	41,000	134,449	0
01300000	Fire Administration	52100	Services	38,999	44,285	127,791	127,791	120,291
01303316	Fire Logistics Equipment	52100	Services	120	0	5,000	5,000	5,000
01350000	Police Administration	52100	Services	133,066	85,831	125,000	125,000	100,000
01350401	Police Towers	52100	Services	0	2,400	32,509	32,509	32,509
01351000	Police Investigations	52100	Services	0	0	2,052	2,052	3,000
01406000	Parking Structure	52100	Services	0	0	20,000	20,000	20,000
01503625	Spinach Festival	52100	Services	2,000	0	0	0	0
06700000	TIF Debt Service	52100	Services	10,217	7,204	0	601	0
			Object Total	459,932	377,017	728,452	649,791	375,839
01352000	Patrol Administration	52103	Animal Boarding	1,050	9,495	25,000	25,000	20,000
01352405	Police Patrol - ACO	52103	Animal Boarding	9,860	0	0	0	0
			Object Total	10,910	9,495	25,000	25,000	20,000

ORG	ORG DESCRIPTION	OBJ	DESCRIPTION	2017 ACTUAL	2018 ACTUAL	2019 ORIGINAL BUDGET	2019 REVISED BUDGET	2020 BUDGET
01400000	Municipal Services Admin.	52104	Animal Waste Disposal	90	543	0	0	0
01401502	Highways & Streets	52104	Animal Waste Disposal	4,348	2,576	4,000	4,000	4,000
			Object Total	4,438	3,119	4,000	4,000	4,000
01180000	Legal	52106	Appraisal Services	3,960	5,300	3,250	3,250	5,750
			Object Total	3,960	5,300	3,250	3,250	5,750
01100000	Finance	52109	Auditing Services	64,100	62,000	69,000	69,000	69,000
			Object Total	64,100	62,000	69,000	69,000	69,000
01100000	Finance	52110	Banking Services	19,270	17,560	25,000	25,000	25,000
82500001	Rec Center Administration	52110	Banking Services	0	0	7,500	7,500	0
			Object Total	19,270	17,560	32,500	32,500	25,000
01180000	Legal	52111	Bond Counsel	0	0	3,265	3,265	3,265
			Object Total	0	0	3,265	3,265	3,265
01100000	Finance	52118	Credit Card Processing	85,515	133,390	130,000	130,000	130,000
			Object Total	85,515	133,390	130,000	130,000	130,000
28054000	Economic Development - CVB	52120	Convention & Visitors Bureau	220,000	220,000	220,000	270,000	270,000
			Object Total	220,000	220,000	220,000	270,000	270,000
01401502	Highways & Streets	52121	Dumpster - Regular Trash	1,940	1,288	4,200	4,200	4,200
			Object Total	1,940	1,288	4,200	4,200	4,200
01401502	Highways & Streets	52122	Dumpster - Program	16,095	18,679	22,200	22,200	22,200
			Object Total	16,095	18,679	22,200	22,200	22,200
28055000	Economic Development - EDC	52124	Economic Development Council	325,000	335,000	335,000	335,000	335,000
			Object Total	325,000	335,000	335,000	335,000	335,000
80405000	Stormwater Administration	52126	Engineering - Design	1,644	14,082	30,000	30,000	30,000
			Object Total	1,644	14,082	30,000	30,000	30,000
01110000	Human Resources	52134	Human Resources Services	6,642	8,377	15,000	41,738	39,000
			Object Total	6,642	8,377	15,000	41,738	39,000
01180000	Legal	52138	Insurance Services	0	0	7,000	7,000	2,000
			Object Total	0	0	7,000	7,000	2,000
01013000	Municipal Court	52140	Interpreter Services	11,860	13,275	10,750	10,750	10,750
			Object Total	11,860	13,275	10,750	10,750	10,750
01100000	Finance	52142	Investment Fees	2,800	2,770	5,000	5,000	5,000
			Object Total	2,800	2,770	5,000	5,000	5,000
01401502	Highways & Streets	52146	Landfill disposal	16,130	23,131	19,900	19,900	19,900
80405500	Stormwater Maintenance	52146	Landfill disposal	2,314	2,528	5,000	5,000	5,000
			Object Total	18,444	25,659	24,900	24,900	24,900
01303316	Fire Logistics Equipment	52148	Laundry/Sanitation Services	3,664	3,552	15,000	15,000	15,000
01350000	Police Administration	52148	Laundry/Sanitation Services	6,250	6,221	15,000	15,000	10,000
01352000	Patrol Administration	52148	Laundry/Sanitation Services	20,482	16,965	25,000	25,000	25,000
01404000	Fleet	52148	Laundry/Sanitation Services	8,965	10,800	10,000	10,000	10,000
01501612	Parks Building Services	52148	Laundry/Sanitation Services	2,569	3,435	4,000	4,000	2,000
			Object Total	41,930	40,973	69,000	69,000	62,000
01110000	Human Resources	52150	Legal Services	42,139	15,467	35,000	35,000	35,000
01180000	Legal	52150	Legal Services	4,918	231	12,500	12,500	12,500
01181000	Prosecution	52150	Legal Services	0	0	2,000	2,000	2,000
			Object Total	47,057	15,698	49,500	49,500	49,500
01300000	Fire Administration	52153	Medical Services	48	0	0	0	0
			Object Total	48	0	0	0	0
01201000	Community Standards	52154	Mowing (Weeds)	9,033	6,855	12,000	12,000	12,000
			Object Total	9,033	6,855	12,000	12,000	12,000
01201000	Community Standards	52155	Mowing (Nuisance)	3,434	2,373	12,000	12,000	12,000
			Object Total	3,434	2,373	12,000	12,000	12,000
01011000	City Manager	52156	Offsite Storage	59	103	500	500	1,300
01014000	City Clerk	52156	Offsite Storage	793	639	750	750	0
01100000	Finance	52156	Offsite Storage	2,178	1,546	3,000	3,000	3,000
01110000	Human Resources	52156	Offsite storage	1,129	1,102	1,250	1,250	1,250
01150000	IT Administration	52156	Offsite Storage	191	0	150	150	0
01180000	Legal	52156	Offsite Storage	867	648	1,850	1,850	1,850
01200000	CD Administration	52156	Offsite Storage	7,772	6,285	5,750	5,750	5,750
01300000	Fire Administration	52156	Offsite Storage	43	0	0	0	0

ORG	ORG DESCRIPTION	OBJ	DESCRIPTION	2017 ACTUAL	2018 ACTUAL	2019 ORIGINAL BUDGET	2019 REVISED BUDGET	2020 BUDGET
01400000	Municipal Services Admin.	52156	Offsite Storage	3	107	0	0	0
01500000	Parks & Rec. Administration	52156	Offsite Storage	15	0	0	0	0
			Object Total	13,050	10,430	13,250	13,250	13,150
01014000	City Clerk	52158	Other Financial Services	180	0	0	0	0
01100000	Finance	52158	Other Financial Services	1,500	9,421	9,000	9,000	9,000
01110000	Human Resources	52158	Other Financial Services	0	40,000	0	32,000	32,000
01150012	IT Support Services	52158	Other Financial Services	4,594	5,995	4,000	4,000	6,000
01150013	IT Data Analytics	52158	Other Financial Services	6	0	0	0	0
			Object Total	6,280	55,416	13,000	45,000	47,000
01010000	Governing Body	52159	Other Professional Services	10	11,846	10,000	10,000	10,000
01010004	Vision 2040	52159	Other Professional Services	0	112,708	0	54,760	0
01011000	City Manager	52159	Other Professional Services	31,998	32,748	32,000	32,000	38,000
01012000	Communications	52159	Other Professional Services	40,699	10,250	43,500	28,000	30,000
01012002	Civic Center Celebration	52159	Other Professional Services	31,659	0	0	0	0
01013000	Municipal Court	52159	Other Professional Services	44,071	48,000	55,000	55,000	55,000
01014000	City Clerk	52159	Other Professional Services	0	0	800	800	0
01015000	Public Market	52159	Other Professional Services	14,056	19,923	0	1,000	30,000
01030000	Non-departmental	52159	Other Professional Services	0	0	0	14,500	214,500
01100000	Finance	52159	Other Professional Services	13,546	14,872	17,000	17,000	17,000
01110000	Human Resources	52159	Other Professional Services	-372	216	1,250	1,250	16,250
01180000	Legal	52159	Other Professional Services	13,000	2,575	3,250	3,250	3,250
01200000	CD Administration	52159	Other Professional Services	0	157,805	0	200,000	175,000
01203000	Land Use	52159	Other Professional Services	564	0	0	0	0
01204000	Engineering	52159	Other Professional Services	0	5	0	0	110,000
01350000	Police Administration	52159	Other Professional Services	29,485	89,748	84,520	84,520	140,000
01350401	Police Towers	52159	Other Professional Services	0	4,250	5,940	5,940	5,940
01351000	Police Investigations	52159	Other Professional Services	4,567	971	7,798	7,798	0
01352000	Patrol Administration	52159	Other Professional Services	1,443	1,509	10,000	10,000	5,000
01352011	Police Patrol - Recruiting	52159	Other Professional Services	0	295	0	0	0
01352402	Police Patrol - K9	52159	Other Professional Services	9,145	6,177	0	0	0
01352405	Police Patrol - ACO	52159	Other Professional Services	1,102	166	0	0	0
01400000	Municipal Services Admin.	52159	Other Professional Services	4,082	4,118	5,500	5,500	5,500
01401501	Snow	52159	Other Professional Services	0	0	10,000	10,000	0
01401502	Highways & Streets	52159	Other Professional Services	4,642	7,293	8,000	8,000	8,000
01402503	Street Lights	52159	Other Professional Services	1,507	0	2,000	2,000	2,000
01402504	Traffic	52159	Other Professional Services	13,708	12,015	85,000	85,000	85,000
01403500	Facilities	52159	Other Professional Services	116,991	140,149	150,000	150,000	170,000
01404000	Fleet	52159	Other Professional Services	2,347	3,154	2,500	2,500	2,500
01500000	Parks & Rec. Administration	52159	Other Professional Services	300	0	0	0	0
01501000	Parks Maint. Administration	52159	Other Professional Services	0	0	1,053	1,053	1,053
01501500	Parks Maint. Facilities	52159	Other Professional Services	80	0	0	0	0
01501612	Parks Building Services	52159	Other Professional Services	12,528	24,999	24,961	57,901	59,901
01502000	Parks Prog. Administration	52159	Other Professional Services	0	360	859	859	859
01502612	Parks & Rec - Prog Custodial	52159	Other Professional Services	160	0	0	0	0
01502613	Thompson Barn	52159	Other Professional Services	0	855	2,124	2,124	2,124
01503610	Farmers Market	52159	Other Professional Services	0	2,450	5,200	5,200	5,200
01503611	Movie in the Park	52159	Other Professional Services	0	0	0	0	4,550
01503615	BBQ	52159	Other Professional Services	21,495	11,827	18,584	18,584	18,584
01503617	Community Days	52159	Other Professional Services	0	0	511	511	511
01503618	Cupids Gem	52159	Other Professional Services	0	0	300	300	300
01503620	Freedom Run	52159	Other Professional Services	0	6,923	300	300	300
01503621	Holiday Lights	52159	Other Professional Services	300	300	300	300	300
01503623	Other Events	52159	Other Professional Services	150	1,795	366	366	2,702
01503624	Bike Ride	52159	Other Professional Services	100	9,610	3,500	3,500	8,500
01503626	Senior Banquet	52159	Other Professional Services	4,253	1,673	4,375	4,375	4,375
01504628	Adult Fitness	52159	Other Professional Services	5,220	4,031	12,416	12,416	12,416
01504629	Senior Programs	52159	Other Professional Services	9,619	18,156	11,489	11,489	24,367
01504630	Adult Sports	52159	Other Professional Services	3,476	1,880	7,500	7,500	7,500
01504631	Adult Trips	52159	Other Professional Services	30,246	33,831	39,551	39,551	39,551
01504632	Parks & Recreation - Other	52159	Other Professional Services	0	0	3,580	3,580	0
01505634	Youth Sports	52159	Other Professional Services	1,637	6,236	8,000	8,000	0
01505635	Arts & Crafts	52159	Other Professional Services	364	120	2,071	2,071	2,071
01505636	Camps & Shows	52159	Other Professional Services	12,964	1,195	9,000	9,000	4,000
01506637	Arts Council	52159	Other Professional Services	16,830	19,295	25,325	25,325	25,325
01506638	Prog Cook	52159	Other Professional Services	725	0	3,000	3,000	3,000
01506654	Get Outdoors	52159	Other Professional Services	0	0	340	340	340
01506655	Art & Wine Fair	52159	Other Professional Services	9,992	14,594	10,200	10,200	10,200
01506658	Community Symphony	52159	Other Professional Services	7,436	7,331	8,550	8,550	8,550
01507642	Programs - Nature	52159	Other Professional Services	41	0	0	0	0
01508645	Tennis	52159	Other Professional Services	2,522	0	5,600	5,600	5,600
01509646	Swimming Pools	52159	Other Professional Services	1,375	401	694	694	694
01509651	Swim Team	52159	Other Professional Services	0	0	91	91	91
26350000	Drug & Alcohol Awareness	52159	Other Professional Services	0	19,425	0	0	86,385
28500652	Legler Barn	52159	Other Professional Services	2,685	3,139	1,500	3,000	4,000
41501710	PRIF Zone 2	52159	Other Professional Services	9,600	0	0	0	0
50052000	Economic Development - NRD	52159	Other Professional Services	200	0	0	0	0
80405000	Stormwater Administration	52159	Other Professional Services	8,622	12,629	51,800	51,800	51,800
80405500	Stormwater Maintenance	52159	Other Professional Services	3,517	179	3,500	3,500	3,500

ORG	ORG DESCRIPTION	OBJ	DESCRIPTION	2017 ACTUAL	2018 ACTUAL	2019 ORIGINAL BUDGET	2019 REVISED BUDGET	2020 BUDGET
82500001	Rec Center Administration	52159	Other Professional Services	6,230	3,045	4,800	4,800	4,800
82501001	Rec Center Facilities	52159	Other Professional Services	663	7,395	0	0	0
82502659	Rec Center Building Services	52159	Other Professional Services	514	8,506	26,500	26,500	26,500
82503000	Rec Center Rentals & Events	52159	Other Professional Services	0	5,254	0	0	5,000
82506000	Rec Center Enrichment	52159	Other Professional Services	0	1,209	0	0	1,500
82506636	Rec Center Camps	52159	Other Professional Services	0	14,677	29,500	29,500	42,500
82510000	Rec Center Fitness	52159	Other Professional Services	5,955	10,747	14,000	14,000	14,000
			Object Total	558,049	934,860	875,498	1,164,698	1,615,889
01010000	Governing Body	52160	Payments To Other Agencies	2,500	2,500	5,000	5,000	5,000
01014000	City Clerk	52160	Payments To Other Agencies	49,022	28,500	67,500	67,500	0
01030000	Non-departmental	52160	Payments To Other Agencies	0	21,131	0	0	40,350
01100000	Finance	52160	Payments To Other Agencies	0	578	0	0	0
01150000	IT Administration	52160	Payments To Other Agencies	9,127	9,127	14,790	14,790	10,000
01402504	Traffic	52160	Payments To Other Agencies	43,812	42,825	45,000	45,000	45,000
01504629	Senior Programs	52160	Payments To Other Agencies	17,377	0	0	0	0
26350000	Drug & Alcohol Awareness	52160	Payments To Other Agencies	130,000	130,500	170,000	170,000	135,000
28054000	Economic Development - CVB	52160	Payments To Other Agencies	2,583	0	0	0	0
28055000	Economic Development - EDC	52160	Payments To Other Agencies	2,582	0	0	0	0
80405000	Stormwater Administration	52160	Payments To Other Agencies	26,774	106	20,000	20,000	20,000
			Object Total	283,777	235,267	322,290	322,290	255,350
01100000	Finance	52162	Payroll Processing/HRIS	119,941	130,772	140,000	140,000	140,000
01110000	Human Resources	52162	Payroll Processing/HRIS	108,962	77,733	75,000	75,000	85,000
01111011	Recruiting	52162	Payroll Processing/HRIS	8,182	8,301	7,100	7,100	9,500
			Object Total	237,085	216,806	222,100	222,100	234,500
01012002	Civic Center Celebration	52164	Performer/Entertainer	30,656	0	0	0	0
01503616	Chili Challenge	52164	Performer/Entertainer	3,500	4,300	8,408	8,408	8,408
01503619	Enchanted Forest	52164	Performer/Entertainer	8,228	7,760	7,360	7,360	10,160
01503620	Freedom Run	52164	Performer/Entertainer	2,880	880	10,000	10,000	10,000
01503622	Music	52164	Performer/Entertainer	3,229	2,678	4,550	4,550	0
01503625	Spinach Festival	52164	Performer/Entertainer	1,534	4,070	3,000	3,000	3,000
01506655	Art & Wine Fair	52164	Performer/Entertainer	0	0	3,000	3,000	3,000
			Object Total	50,027	19,688	36,318	36,318	34,568
01010000	Governing Body	52166	Photography Services	75	460	0	0	0
01012002	Civic Center Celebration	52166	Photography Services	3,300	0	0	0	0
01500000	Parks & Rec. Administration	52166	Photography Services	0	0	68	68	68
01509646	Swimming Pools	52166	Photography Services	0	0	423	423	423
28500652	Legler Barn	52166	Photography Services	0	0	1,778	1,778	0
			Object Total	3,375	460	2,269	2,269	491
01111011	Recruiting	52168	Pre-employment Screenings	218	0	0	0	0
01350000	Police Administration	52168	Pre-employment Screenings	8,957	15,020	30,000	30,000	30,000
01352000	Patrol Administration	52168	Pre-employment Screenings	0	528	5,000	5,000	0
82500001	Rec Center Administration	52168	Pre-employment Screenings	0	0	3,250	3,250	3,250
			Object Total	9,175	15,548	38,250	38,250	33,250
01111011	Recruiting	52170	Pre-employment Physicals	462	0	0	0	0
			Object Total	462	0	0	0	0
01111011	Recruiting	52171	Pre-employment Drug Screen	194	0	0	0	0
			Object Total	194	0	0	0	0
01350000	Police Administration	52172	Prisoner Boarding	100,365	115,640	115,000	115,000	115,000
			Object Total	100,365	115,640	115,000	115,000	115,000
01013000	Municipal Court	52174	Public Defender	2,059	3,749	5,450	5,450	5,450
			Object Total	2,059	3,749	5,450	5,450	5,450
01110000	Human Resources	52178	Temporary Agencies	4,193	360	4,000	4,000	4,000
01150012	IT Support Services	52178	Temporary Agencies	0	0	80,000	80,000	0
01150013	IT Data Analytics	52178	Temporary Agencies	1,890	0	0	0	0
01150014	IT Infrastructure	52178	Temporary Agencies	0	350	50,000	50,000	10,000
01200000	CD Administration	52178	Temporary Agencies	4,254	8,549	0	0	5,000
			Object Total	10,337	9,259	134,000	134,000	19,000
01014000	City Clerk	52180	Third Party Outsourcing	5,311	4,146	5,000	5,000	0
			Object Total	5,311	4,146	5,000	5,000	0
01401502	Highways & Streets	52184	Tub Grinder	9,879	2,650	10,300	10,300	10,300
			Object Total	9,879	2,650	10,300	10,300	10,300
01150014	IT Infrastructure	52190	LAN Support	297,450	46,025	10,000	10,000	20,000
			Object Total	297,450	46,025	10,000	10,000	20,000
01150012	IT Support Services	52194	PC/Printer Support	30,420	4,948	5,000	5,000	5,000
			Object Total	30,420	4,948	5,000	5,000	5,000

ORG	ORG DESCRIPTION	OBJ	DESCRIPTION	2017 ACTUAL	2018 ACTUAL	2019 ORIGINAL BUDGET	2019 REVISED BUDGET	2020 BUDGET
01150012	IT Support Services	52196	Server Support	350	20,277	6,000	6,000	6,000
01150013	IT Data Analytics	52196	Server Support	0	0	2,000	2,000	2,000
01150014	IT Infrastructure	52196	Server Support	11,973	32,315	50,000	50,000	35,000
			Object Total	12,323	52,592	58,000	58,000	43,000
01150014	IT Infrastructure	52198	Video Transmission Support	990	0	0	0	0
			Object Total	990	0	0	0	0
01150014	IT Infrastructure	52199	WAN Support	437	0	0	0	0
			Object Total	437	0	0	0	0
01015000	Public Market	52205	Taxes - Property	18,632	30,453	60,000	60,000	62,000
01030000	Non-departmental	52205	Taxes - Property	0	0	0	69,000	61,000
01100000	Finance	52205	Taxes - Property	28,754	58,814	69,000	0	0
			Object Total	47,386	89,267	129,000	129,000	123,000
01015000	Public Market	52210	Taxes - Special Assessment	0	448	0	0	0
01030000	Non-departmental	52210	Taxes - Special Assessment	0	0	0	110,000	117,000
01100000	Finance	52210	Taxes - Special Assessment	23,000	115,743	110,000	0	0
			Object Total	23,000	116,191	110,000	110,000	117,000
01100000	Finance	52220	Taxes - Wastewater	18,720	0	0	0	0
			Object Total	18,720	0	0	0	0
01100000	Finance	52222	Taxes - Other	66,745	1,125	0	0	0
			Object Total	66,745	1,125	0	0	0
01013000	Municipal Court	52300	Training/Travel/Meetings	-122	44	0	0	0
01015000	Public Market	52300	Training/Travel/Meetings	414	982	0	0	3,350
01110000	Human Resources	52300	Training/Travel/Meetings	13,613	17,466	17,500	17,500	0
01111011	Recruiting	52300	Training/Travel/Meetings	0	114	0	0	0
01180000	Legal	52300	Training/Travel/Meetings	7	0	871	871	871
01181000	Prosecution	52300	Training/Travel/Meetings	0	5	600	600	600
01200000	CD Administration	52300	Training/Travel/Meetings	0	0	14,000	15,000	0
01201000	Community Standards	52300	Training/Travel/Meetings	30	11	2,050	2,050	0
01202000	Building Inspection	52300	Training/Travel/Meetings	175	0	8,000	8,000	0
01203000	Land Use	52300	Training/Travel/Meetings	0	0	12,000	12,000	0
01204000	Engineering	52300	Training/Travel/Meetings	17	1,110	17,500	17,500	0
01300000	Fire Administration	52300	Training/Travel/Meetings	-120	211	0	0	0
01300303	Fire Prof. Development	52300	Training/Travel/Meetings	86,871	108,102	103,226	103,226	0
01350000	Police Administration	52300	Training/Travel/Meetings	3,060	7,780	53,000	53,000	15,000
01351000	Police Investigations	52300	Training/Travel/Meetings	0	0	24,484	24,484	1,500
01352000	Patrol Administration	52300	Training/Travel/Meetings	1,861	0	140,000	140,000	0
01380000	Emergency Management	52300	Training/Travel/Meetings	0	0	5,000	5,000	6,000
01403500	Facilities	52300	Training/Travel/Meetings	0	0	2,000	2,000	2,000
01404000	Fleet	52300	Training/Travel/Meetings	0	780	0	0	0
01500000	Parks & Rec. Administration	52300	Training/Travel/Meetings	0	554	4,434	4,434	500
01501000	Parks Maint. Administration	52300	Training/Travel/Meetings	15,390	17,561	22,127	22,127	0
01501612	Parks Building Services	52300	Training/Travel/Meetings	1,203	3,209	3,200	3,200	0
01502000	Parks Prog. Administration	52300	Training/Travel/Meetings	31	939	1,957	1,957	2,000
01503610	Farmers Market	52300	Training/Travel/Meetings	0	252	1,200	1,200	1,200
01509646	Swimming Pools	52300	Training/Travel/Meetings	0	122	0	0	0
28500652	Legler Barn	52300	Training/Travel/Meetings	0	0	947	947	0
82500001	Rec Center Administration	52300	Training/Travel/Meetings	2,573	6,765	10,000	10,000	8000
82501001	Rec Center Facilities	52300	Training/Travel/Meetings	0	0	600	600	600
82500008	Rec Center Customer Service	52300	Training/Travel/Meetings	0	431	4,000	4,000	2,000
82502659	Rec Center Building Services	52300	Training/Travel/Meetings	0	669	600	600	2,100
82509661	Rec Center Pools	52300	Training/Travel/Meetings	0	60	615	615	615
82510000	Rec Center Fitness	52300	Training/Travel/Meetings	0	2,652	0	0	2,000
			Object Total	125,003	169,819	449,911	450,911	48,336
01010000	Governing Body	52302	Training/Travel/Mtgs - Per Diem	1,332	2,423	4,300	4,300	3,000
01011000	City Manager	52302	Training/Travel/Mtgs - Per Diem	911	1,198	3,000	3,000	3,000
01012000	Communications	52302	Training/Travel/Mtgs - Per Diem	414	920	1,400	1,400	1,400
01013000	Municipal Court	52302	Training/Travel/Mtgs - Per Diem	767	433	3,000	3,000	2,000
01014000	City Clerk	52302	Training/Travel/Mtgs - Per Diem	314	150	600	600	0
01100000	Finance	52302	Training/Travel/Mtgs - Per Diem	324	400	500	500	500
01110000	Human Resources	52302	Training/Travel/Mtgs - Per Diem	284	0	0	0	1,500
01150000	IT Administration	52302	Training/Travel/Mtgs - Per Diem	654	358	1,000	1,000	1,000
01150012	IT Support Services	52302	Training/Travel/Mtgs - Per Diem	0	219	1,000	1,000	1,000
01150013	IT Data Analytics	52302	Training/Travel/Mtgs - Per Diem	1,486	1,031	10,000	10,000	10,000
01150014	IT Infrastructure	52302	Training/Travel/Mtgs - Per Diem	1,794	1,398	3,000	3,000	3,000
01180000	Legal	52302	Training/Travel/Mtgs - Per Diem	486	1,302	2,500	2,500	2,500
01181000	Prosecution	52302	Training/Travel/Mtgs - Per Diem	292	0	825	825	825
01200000	CD Administration	52302	Training/Travel/Mtgs - Per Diem	945	1,743	0	0	1,500
01201000	Community Standards	52302	Training/Travel/Mtgs - Per Diem	0	0	0	0	200
01202000	Building Inspection	52302	Training/Travel/Mtgs - Per Diem	291	859	0	0	500
01203000	Land Use	52302	Training/Travel/Mtgs - Per Diem	1,009	871	0	0	1,500
01204000	Engineering	52302	Training/Travel/Mtgs - Per Diem	2,237	2,172	0	0	2,000
01300303	Fire Prof. Development	52302	Training/Travel/Mtgs - Per Diem	0	0	0	0	19,000

ORG	ORG DESCRIPTION	OBJ	DESCRIPTION	2017 ACTUAL	2018 ACTUAL	2019 ORIGINAL BUDGET	2019 REVISED BUDGET	2020 BUDGET
01350000	Police Administration	52302	Training/Travel/Mtgs - Per Diem	4,468	7,025	0	0	10,000
01351000	Police Investigations	52302	Training/Travel/Mtgs - Per Diem	2,132	1,144	0	0	3,000
01352000	Patrol Administration	52302	Training/Travel/Mtgs - Per Diem	10,110	2,427	0	0	15,000
01352011	Police Patrol - Recruiting	52302	Training/Travel/Mtgs - Per Diem	0	177	0	0	0
01352307	Police Patrol - Bike	52302	Training/Travel/Mtgs - Per Diem	296	570	0	0	0
01352402	Police Patrol - K9	52302	Training/Travel/Mtgs - Per Diem	827	0	0	0	0
01352403	Police Patrol - Traffic	52302	Training/Travel/Mtgs - Per Diem	0	1,153	0	0	0
01352404	Patrol Tactical	52302	Training/Travel/Mtgs - Per Diem	1,870	3,242	0	0	0
01352405	Police Patrol - ACO	52302	Training/Travel/Mtgs - Per Diem	0	77	0	0	0
01352406	Police Patrol - SRO	52302	Training/Travel/Mtgs - Per Diem	353	0	0	0	0
01352407	Police Patrol - Firearms	52302	Training/Travel/Mtgs - Per Diem	1,705	2,091	0	0	0
01352408	Police Patrol - Comm Policing	52302	Training/Travel/Mtgs - Per Diem	132	0	0	0	0
01352409	Police Patrol - Training	52302	Training/Travel/Mtgs - Per Diem	556	0	0	0	0
01352410	Police Patrol - DPU	52302	Training/Travel/Mtgs - Per Diem	0	855	0	0	0
01400000	Municipal Services Admin.	52302	Training/Travel/Mtgs - Per Diem	513	0	1,000	1,000	1,000
01401502	Highways & Streets	52302	Training/Travel/Mtgs - Per Diem	278	152	1,300	1,300	1,300
01402504	Traffic	52302	Training/Travel/Mtgs - Per Diem	0	0	1,000	1,000	1,000
01403500	Facilities	52302	Training/Travel/Mtgs - Per Diem	0	193	1,000	1,000	1,000
01404000	Fleet	52302	Training/Travel/Mtgs - Per Diem	914	150	1,700	1,700	1,700
01500000	Parks & Rec. Administration	52302	Training/Travel/Mtgs - Per Diem	697	193	0	0	200
01501000	Parks Maint. Administration	52302	Training/Travel/Mtgs - Per Diem	0	6	0	0	1,800
01501612	Parks Building Services	52302	Training/Travel/Mtgs - Per Diem	0	0	0	0	300
01502000	Parks Prog. Administration	52302	Training/Travel/Mtgs - Per Diem	1,510	1,495	0	0	1,500
80405000	Stormwater Administration	52302	Training/Travel/Mtgs - Per Diem	449	682	2,700	2,700	2,700
80405500	Stormwater Maintenance	52302	Training/Travel/Mtgs - Per Diem	478	376	1,000	1,000	1,000
			Object Total	40,828	37,485	40,825	40,825	95,925
01010000	Governing Body	52303	Meals/Food/Refreshments	2,604	5,447	5,000	5,000	5,000
01010004	Vision 2040	52303	Meals/Food/Refreshments	0	2,131	0	0	0
01011000	City Manager	52303	Meals/Food/Refreshments	7,079	3,944	7,000	7,000	7,000
01012000	Communications	52303	Meals/Food/Refreshments	876	772	1,305	1,305	1,305
01012002	Civic Center Celebration	52303	Meals/Food/Refreshments	1,997	0	0	0	0
01013000	Municipal Court	52303	Meals/Food/Refreshments	291	581	0	0	0
01014000	City Clerk	52303	Meals/Food/Refreshments	108	266	1,500	1,500	0
01100000	Finance	52303	Meals/Food/Refreshments	222	460	3,000	3,000	3,000
01110000	Human Resources	52303	Meals/Food/Refreshments	101	0	2,500	2,500	1,500
01111011	Recruiting	52303	Meals/Food/Refreshments	203	0	0	0	0
01150000	IT Administration	52303	Meals/Food/Refreshments	565	1,015	400	400	400
01150012	IT Support Services	52303	Meals/Food/Refreshments	71	60	0	0	0
01150013	IT Data Analytics	52303	Meals/Food/Refreshments	110	0	1,000	1,000	1,000
01150014	IT Infrastructure	52303	Meals/Food/Refreshments	51	110	0	0	0
01180000	Legal	52303	Meals/Food/Refreshments	591	351	611	611	611
01181000	Prosecution	52303	Meals/Food/Refreshments	20	0	200	200	200
01200000	CD Administration	52303	Meals/Food/Refreshments	721	890	0	0	1,200
01201000	Community Standards	52303	Meals/Food/Refreshments	0	0	0	0	100
01202000	Building Inspection	52303	Meals/Food/Refreshments	155	89	0	0	250
01203000	Land Use	52303	Meals/Food/Refreshments	408	467	0	0	500
01204000	Engineering	52303	Meals/Food/Refreshments	1,234	850	0	0	1,000
01300000	Fire Administration	52303	Meals/Food/Refreshments	3,551	1,874	1,000	1,000	1,000
01350000	Police Administration	52303	Meals/Food/Refreshments	826	2,624	0	0	5,000
01351000	Police Investigations	52303	Meals/Food/Refreshments	439	31	0	0	1,500
01352000	Patrol Administration	52303	Meals/Food/Refreshments	1,114	167	0	0	15,000
01352011	Police Patrol - Recruiting	52303	Meals/Food/Refreshments	0	104	0	0	0
01352402	Police Patrol - K9	52303	Meals/Food/Refreshments	20	0	0	0	0
01352403	Police Patrol - Traffic	52303	Meals/Food/Refreshments	199	13	0	0	0
01352404	Patrol Tactical	52303	Meals/Food/Refreshments	797	310	0	0	0
01352408	Police Patrol - Comm Policing	52303	Meals/Food/Refreshments	57	0	0	0	0
01352409	Police Patrol - Training	52303	Meals/Food/Refreshments	134	53	0	0	0
01400000	Municipal Services Admin.	52303	Meals/Food/Refreshments	954	1,052	5,000	5,000	5,000
01401502	Highways & Streets	52303	Meals/Food/Refreshments	845	1,157	1,500	1,500	1,500
01403500	Facilities	52303	Meals/Food/Refreshments	0	0	500	500	500
01404000	Fleet	52303	Meals/Food/Refreshments	0	0	200	200	200
01500000	Parks & Rec. Administration	52303	Meals/Food/Refreshments	3,268	3,063	0	0	3,335
01501000	Parks Maint. Administration	52303	Meals/Food/Refreshments	0	3	0	0	250
01501612	Parks Building Services	52303	Meals/Food/Refreshments	0	0	0	0	475
01502000	Parks Prog. Administration	52303	Meals/Food/Refreshments	56	445	0	0	573
01506655	Art & Wine Fair	52303	Meals/Food/Refreshments	0	307	400	400	400
80405000	Stormwater Administration	52303	Meals/Food/Refreshments	0	134	2,100	2,100	2,100
80405500	Stormwater Maintenance	52303	Meals/Food/Refreshments	199	328	1,000	1,000	1,000
			Object Total	29,866	29,098	34,216	34,216	60,899
01010000	Governing Body	52304	Training/Mtgs - Registration	3,115	7,395	6,500	6,500	6,500
01011000	City Manager	52304	Training/Mtgs - Registration	3,499	4,147	6,000	6,000	8,000
01012000	Communications	52304	Training/Mtgs - Registration	1,675	6,174	3,200	3,200	3,200
01013000	Municipal Court	52304	Training/Mtgs - Registration	2,329	6,784	6,260	6,260	7,260
01014000	City Clerk	52304	Training/Mtgs - Registration	789	630	2,000	2,000	0
01015000	Public Market	52304	Training/Mtgs - Registration	540	-97	0	0	0
01100000	Finance	52304	Training/Mtgs - Registration	2,944	3,425	5,000	5,000	5,000
01110000	Human Resources	52304	Training/Mtgs - Registration	5,792	249	0	0	9,650
01150000	IT Administration	52304	Training/Mtgs - Registration	3,370	3,305	7,000	7,000	7,000

ORG	ORG DESCRIPTION	OBJ	DESCRIPTION	2017	2018	2019	2019	2020
				ACTUAL	ACTUAL	ORIGINAL BUDGET	REVISED BUDGET	BUDGET
01150012	IT Support Services	52304	Training/Mtgs - Registration	2,720	10,945	5,000	5,000	5,000
01150013	IT Data Analytics	52304	Training/Mtgs - Registration	8,545	9,572	10,000	10,000	10,000
01150014	IT Infrastructure	52304	Training/Mtgs - Registration	6,457	8,466	6,000	6,000	6,000
01180000	Legal	52304	Training/Mtgs - Registration	3,468	4,317	8,450	8,450	8,450
01181000	Prosecution	52304	Training/Mtgs - Registration	719	545	1,800	1,800	1,800
01200000	CD Administration	52304	Training/Mtgs - Registration	4,089	7,590	0	0	5,000
01201000	Community Standards	52304	Training/Mtgs - Registration	0	0	0	0	600
01202000	Building Inspection	52304	Training/Mtgs - Registration	1,738	283	0	0	1,750
01203000	Land Use	52304	Training/Mtgs - Registration	2,788	4,466	0	0	4,500
01204000	Engineering	52304	Training/Mtgs - Registration	7,550	7,959	0	0	9,000
01300303	Fire Prof. Development	52304	Training/Mtgs - Registration	0	0	0	0	23,500
01350000	Police Administration	52304	Training/Mtgs - Registration	36,862	29,677	0	0	35,000
01351000	Police Investigations	52304	Training/Mtgs - Registration	4,260	10,680	0	0	15,000
01352000	Patrol Administration	52304	Training/Mtgs - Registration	32,959	27,445	0	0	65,000
01352011	Police Patrol - Recruiting	52304	Training/Mtgs - Registration	35	480	0	0	0
01352307	Police Patrol - Bike	52304	Training/Mtgs - Registration	1,198	850	0	0	0
01352402	Police Patrol - K9	52304	Training/Mtgs - Registration	950	1,300	0	0	0
01352403	Police Patrol - Traffic	52304	Training/Mtgs - Registration	493	1,895	0	0	0
01352404	Patrol Tactical	52304	Training/Mtgs - Registration	6,665	11,931	0	0	0
01352405	Police Patrol - ACO	52304	Training/Mtgs - Registration	700	1,010	0	0	0
01352406	Police Patrol - SRO	52304	Training/Mtgs - Registration	570	0	0	0	0
01352407	Police Patrol - Firearms	52304	Training/Mtgs - Registration	430	495	0	0	0
01352408	Police Patrol - Comm Policing	52304	Training/Mtgs - Registration	2,976	1,500	0	0	0
01352409	Police Patrol - Training	52304	Training/Mtgs - Registration	5,119	7,169	0	0	0
01352410	Police Patrol - DPU	52304	Training/Mtgs - Registration	0	1,624	0	0	0
01400000	Municipal Services Admin.	52304	Training/Mtgs - Registration	3,908	3,675	4,500	4,500	4,500
01401502	Highways & Streets	52304	Training/Mtgs - Registration	4,735	2,505	8,300	8,300	8,300
01402504	Traffic	52304	Training/Mtgs - Registration	680	1,925	3,500	3,500	3,500
01403500	Facilities	52304	Training/Mtgs - Registration	1,000	3,795	2,000	2,000	2,000
01404000	Fleet	52304	Training/Mtgs - Registration	3,035	5,219	5,600	5,600	5,600
01500000	Parks & Rec. Administration	52304	Training/Mtgs - Registration	3,935	1,644	0	0	2,000
01501000	Parks Maint. Administration	52304	Training/Mtgs - Registration	0	0	0	0	7,800
01501612	Parks Building Services	52304	Training/Mtgs - Registration	0	0	0	0	525
01502000	Parks Prog. Administration	52304	Training/Mtgs - Registration	5,128	1,941	0	0	2,000
01509646	Swimming Pools	52304	Training/Mtgs - Registration	5,599	6,552	5,823	5,823	5,823
80405000	Stormwater Administration	52304	Training/Mtgs - Registration	1,651	6,534	2,400	2,400	2,400
80405500	Stormwater Maintenance	52304	Training/Mtgs - Registration	4,523	5,323	4,000	4,000	4,000
82509661	Rec Center Pools	52304	Training/Mtgs - Registration	765	723	6,753	6,753	6,753
	Object Total			190,303	222,047	110,086	110,086	292,411
01010000	Governing Body	52306	Training/Travel - Airline	3,935	3,343	7,500	7,500	5,500
01011000	City Manager	52306	Training/Travel - Airline	1,069	1,565	5,000	5,000	5,000
01012000	Communications	52306	Training/Travel - Airline	375	2,025	2,250	2,250	2,250
01013000	Municipal Court	52306	Training/Travel - Airline	694	1,251	1,200	1,200	1,200
01014000	City Clerk	52306	Training/Travel - Airline	0	414	1,000	1,000	0
01100000	Finance	52306	Training/Travel - Airline	636	1,011	3,000	3,000	3,000
01110000	Human Resources	52306	Training/Travel - Airline	338	0	0	0	2,000
01150000	IT Administration	52306	Training/Travel - Airline	910	1,620	3,000	3,000	3,000
01150012	IT Support Services	52306	Training/Travel - Airline	0	920	1,000	1,000	1,000
01150013	IT Data Analytics	52306	Training/Travel - Airline	2,208	1,055	3,500	3,500	3,500
01150014	IT Infrastructure	52306	Training/Travel - Airline	2,271	3,327	2,500	2,500	2,500
01180000	Legal	52306	Training/Travel - Airline	1,514	619	3,200	3,200	3,200
01181000	Prosecution	52306	Training/Travel - Airline	305	0	1,500	1,500	1,500
01200000	CD Administration	52306	Training/Travel - Airline	1,112	2,738	0	0	4,500
01201000	Community Standards	52306	Training/Travel - Airline	0	0	0	0	600
01202000	Building Inspection	52306	Training/Travel - Airline	0	235	0	0	1,500
01203000	Land Use	52306	Training/Travel - Airline	750	1,428	0	0	1,200
01204000	Engineering	52306	Training/Travel - Airline	555	688	0	0	1,000
01300000	Fire Administration	52306	Training/Travel - Airline	0	30	0	0	0
01300303	Fire Prof. Development	52306	Training/Travel - Airline	0	0	0	0	20,226
01350000	Police Administration	52306	Training/Travel - Airline	7,493	9,796	0	0	10,000
01351000	Police Investigations	52306	Training/Travel - Airline	1,569	1,300	0	0	6,000
01352000	Patrol Administration	52306	Training/Travel - Airline	6,779	2,036	0	0	10,000
01352307	Police Patrol - Bike	52306	Training/Travel - Airline	0	754	0	0	0
01352402	Police Patrol - K9	52306	Training/Travel - Airline	870	0	0	0	0
01352404	Patrol Tactical	52306	Training/Travel - Airline	150	25	0	0	0
01352406	Police Patrol - SRO	52306	Training/Travel - Airline	378	0	0	0	0
01352407	Police Patrol - Firearms	52306	Training/Travel - Airline	1,668	1,475	0	0	0
01352408	Police Patrol - Comm Policing	52306	Training/Travel - Airline	572	0	0	0	0
01352409	Police Patrol - Training	52306	Training/Travel - Airline	328	860	0	0	0
01352410	Police Patrol - DPU	52306	Training/Travel - Airline	0	1,131	0	0	0
01400000	Municipal Services Admin.	52306	Training/Travel - Airline	462	0	2,000	2,000	2,000
01401502	Highways & Streets	52306	Training/Travel - Airline	0	0	2,000	2,000	2,000
01402504	Traffic	52306	Training/Travel - Airline	0	0	600	600	600
01403500	Facilities	52306	Training/Travel - Airline	0	379	1,000	1,000	1,000
01404000	Fleet	52306	Training/Travel - Airline	0	0	2,800	2,800	2,800
01500000	Parks & Rec. Administration	52306	Training/Travel - Airline	1,049	0	0	0	500
01501000	Parks Maint. Administration	52306	Training/Travel - Airline	0	0	0	0	1,500
01501612	Parks Building Services	52306	Training/Travel - Airline	0	0	0	0	600
01502000	Parks Prog. Administration	52306	Training/Travel - Airline	2,266	734	0	0	700

ORG	ORG DESCRIPTION	OBJ	DESCRIPTION	2017 ACTUAL	2018 ACTUAL	2019 ORIGINAL BUDGET	2019 REVISED BUDGET	2020 BUDGET
80405000	Stormwater Administration	52306	Training/Travel - Airline	246	276	3,000	3,000	3,000
80405500	Stormwater Maintenance	52306	Training/Travel - Airline	231	246	1,200	1,200	1,200
			Object Total	40,733	41,281	47,250	47,250	104,576
01010000	Governing Body	52308	Training/Travel - Mileage	619	1,519	950	950	1,500
01011000	City Manager	52308	Training/Travel - Mileage	205	0	400	400	400
01100000	Finance	52308	Training/Travel - Mileage	64	211	200	200	200
01012000	Communications	52308	Training/Travel - Mileage	32	297	200	200	200
01013000	Municipal Court	52308	Training/Travel - Mileage	80	536	0	0	0
01014000	City Clerk	52308	Training/Travel - Mileage	0	8	0	0	0
01110000	Human Resources	52308	Training/Travel - Mileage	32	0	0	0	0
01150000	IT Administration	52308	Training/Travel - Mileage	0	185	100	100	100
01150012	IT Support Services	52308	Training/Travel - Mileage	130	0	50	50	50
01150013	IT Data Analytics	52308	Training/Travel - Mileage	32	65	300	300	300
01150014	IT Infrastructure	52308	Training/Travel - Mileage	26	162	200	200	200
01180000	Legal	52308	Training/Travel - Mileage	0	64	1,728	1,728	1,728
01181000	Prosecution	52308	Training/Travel - Mileage	0	0	1,760	1,760	1,760
01300000	Fire Administration	52308	Training/Travel - Mileage	0	42	0	0	0
01300303	Fire Prof. Development	52308	Training/Travel - Mileage	0	0	0	0	4,000
01302310	Fire Prevention	52308	Training/Travel - Mileage	0	68	0	0	0
01350000	Police Administration	52308	Training/Travel - Mileage	0	0	0	0	500
01351000	Police Investigations	52308	Training/Travel - Mileage	0	30	0	0	200
01352000	Patrol Administration	52308	Training/Travel - Mileage	689	0	0	0	500
01400000	Municipal Services Admin.	52308	Training/Travel - Mileage	0	0	200	200	200
01500000	Parks & Rec. Administration	52308	Training/Travel - Mileage	117	0	0	0	0
01501000	Parks Maint. Administration	52308	Training/Travel - Mileage	0	0	0	0	250
01502000	Parks Prog. Administration	52308	Training/Travel - Mileage	43	37	0	0	35
			Object Total	2,069	3,224	6,088	6,088	12,123
01010000	Governing Body	52310	Training/Travel - Parking	289	189	500	500	300
01011000	City Manager	52310	Training/Travel - Parking	25	77	400	400	400
01012000	Communications	52310	Training/Travel - Parking	67	111	200	200	200
01013000	Municipal Court	52310	Training/Travel - Parking	30	50	0	0	0
01014000	City Clerk	52310	Training/Travel - Parking	10	36	0	0	0
01015000	Public Market	52310	Training/Travel - Parking	60	0	0	0	0
01110000	Human Resources	52310	Training/Travel - Parking	7	0	0	0	150
01100000	Finance	52310	Training/Travel - Parking	30	60	400	400	400
01150000	IT Administration	52310	Training/Travel - Parking	122	113	100	100	100
01150012	IT Support Services	52310	Training/Travel - Parking	0	72	60	60	60
01150013	IT Data Analytics	52310	Training/Travel - Parking	218	153	300	300	300
01150014	IT Infrastructure	52310	Training/Travel - Parking	112	280	300	300	300
01180000	Legal	52310	Training/Travel - Parking	105	180	250	250	250
01181000	Prosecution	52310	Training/Travel - Parking	0	0	200	200	200
01200000	CD Administration	52310	Training/Travel - Parking	39	225	0	0	250
01202000	Building Inspection	52310	Training/Travel - Parking	15	102	0	0	50
01203000	Land Use	52310	Training/Travel - Parking	66	43	0	0	50
01204000	Engineering	52310	Training/Travel - Parking	150	317	0	0	200
01300303	Fire Prof. Development	52310	Training/Travel - Parking	0	0	0	0	1,000
01350000	Police Administration	52310	Training/Travel - Parking	63	153	0	0	500
01351000	Police Investigations	52310	Training/Travel - Parking	54	45	0	0	100
01352000	Patrol Administration	52310	Training/Travel - Parking	124	58	0	0	500
01352404	Patrol Tactical	52310	Training/Travel - Parking	0	140	0	0	0
01352405	Police Patrol - ACO	52310	Training/Travel - Parking	0	96	0	0	0
01400000	Municipal Services Admin.	52310	Training/Travel - Parking	91	0	150	150	150
01401502	Highways & Streets	52310	Training/Travel - Parking	8	0	100	100	100
01402504	Traffic	52310	Training/Travel - Parking	0	0	50	50	50
01403500	Facilities	52310	Training/Travel - Parking	0	30	100	100	100
01404000	Fleet	52310	Training/Travel - Parking	0	37	0	0	0
01501000	Parks Maint. Administration	52310	Training/Travel - Parking	0	0	0	0	100
01501612	Parks Building Services	52310	Training/Travel - Parking	0	0	0	0	50
01502000	Parks Prog. Administration	52310	Training/Travel - Parking	60	60	0	0	50
80405000	Stormwater Administration	52310	Training/Travel - Parking	30	0	300	300	300
80405500	Stormwater Maintenance	52310	Training/Travel - Parking	38	0	100	100	100
			Object Total	1,813	2,627	3,510	3,510	6,310
01010000	Governing Body	52312	Training/Travel - Taxi	383	522	750	750	700
01011000	City Manager	52312	Training/Travel - Taxi	29	115	500	500	500
01012000	Communications	52312	Training/Travel - Taxi	157	222	200	200	250
01013000	Municipal Court	52312	Training/Travel - Taxi	0	15	0	0	0
01015000	Public Market	52312	Training/Travel - Taxi	0	164	0	0	0
01100000	Finance	52312	Training/Travel - Taxi	98	30	300	300	300
01110000	Human Resources	52312	Training/Travel - Taxi	0	0	0	0	200
01150000	IT Administration	52312	Training/Travel - Taxi	232	189	130	130	130
01150012	IT Support Services	52312	Training/Travel - Taxi	0	92	100	100	100
01150013	IT Data Analytics	52312	Training/Travel - Taxi	140	56	200	200	200
01150014	IT Infrastructure	52312	Training/Travel - Taxi	70	184	550	550	550
01180000	Legal	52312	Training/Travel - Taxi	286	216	350	350	350
01181000	Prosecution	52312	Training/Travel - Taxi	20	0	100	100	100
01200000	CD Administration	52312	Training/Travel - Taxi	298	867	0	0	250
01201000	Community Standards	52312	Training/Travel - Taxi	0	0	0	0	50

ORG	ORG DESCRIPTION	OBJ	DESCRIPTION	2017 ACTUAL	2018 ACTUAL	2019 ORIGINAL BUDGET	2019 REVISED BUDGET	2020 BUDGET
01202000	Building Inspection	52312	Training/Travel - Taxi	0	0	0	0	100
01203000	Land Use	52312	Training/Travel - Taxi	199	132	0	0	200
01204000	Engineering	52312	Training/Travel - Taxi	129	118	0	0	200
01300303	Fire Prof. Development	52312	Training/Travel - Taxi	0	0	0	0	500
01350000	Police Administration	52312	Training/Travel - Taxi	756	274	0	0	500
01351000	Police Investigations	52312	Training/Travel - Taxi	175	207	0	0	300
01352000	Patrol Administration	52312	Training/Travel - Taxi	448	221	0	0	1,500
01352404	Patrol Tactical	52312	Training/Travel - Taxi	121	0	0	0	0
01352406	Police Patrol - SRO	52312	Training/Travel - Taxi	68	0	0	0	0
01352407	Police Patrol - Firearms	52312	Training/Travel - Taxi	0	545	0	0	0
01352408	Police Patrol - Comm Policing	52312	Training/Travel - Taxi	32	0	0	0	0
01352409	Police Patrol - Training	52312	Training/Travel - Taxi	0	245	0	0	0
01352410	Police Patrol - DPU	52312	Training/Travel - Taxi	0	75	0	0	0
01400000	Municipal Services Admin.	52312	Training/Travel - Taxi	28	0	100	100	100
01401502	Highways & Streets	52312	Training/Travel - Taxi	0	0	250	250	250
01402504	Traffic	52312	Training/Travel - Taxi	0	0	100	100	100
01403500	Facilities	52312	Training/Travel - Taxi	0	60	250	250	250
01404000	Fleet	52312	Training/Travel - Taxi	0	0	200	200	200
01501000	Parks Maint. Administration	52312	Training/Travel - Taxi	0	0	0	0	150
01501612	Parks Building Services	52312	Training/Travel - Taxi	0	0	0	0	50
01502000	Parks Prog. Administration	52312	Training/Travel - Taxi	82	191	0	0	200
80405000	Stormwater Administration	52312	Training/Travel - Taxi	57	24	300	300	300
80405500	Stormwater Maintenance	52312	Training/Travel - Taxi	50	0	200	200	200
			Object Total	3,858	4,764	4,580	4,580	8,780
01010000	Governing Body	52314	Training/Travel - Tolls	-2	78	500	500	200
01011000	City Manager	52314	Training/Travel - Tolls	6	12	350	350	300
01012000	Communications	52314	Training/Travel - Tolls	0	5	100	100	50
01013000	Municipal Court	52314	Training/Travel - Tolls	6	25	0	0	0
01014000	City Clerk	52314	Training/Travel - Tolls	9	11	0	0	0
01100000	Finance	52314	Training/Travel - Tolls	20	2	100	100	100
01150000	IT Administration	52314	Training/Travel - Tolls	1	0	0	0	0
01180000	Legal	52314	Training/Travel - Tolls	21	19	200	200	200
01181000	Prosecution	52314	Training/Travel - Tolls	0	0	100	100	100
01200000	CD Administration	52314	Training/Travel - Tolls	77	9	0	0	50
01202000	Building Inspection	52314	Training/Travel - Tolls	0	0	0	0	50
01203000	Land Use	52314	Training/Travel - Tolls	0	0	0	0	50
01204000	Engineering	52314	Training/Travel - Tolls	42	86	0	0	100
01300303	Fire Prof. Development	52314	Training/Travel - Tolls	0	0	0	0	500
01350000	Police Administration	52314	Training/Travel - Tolls	117	90	0	0	250
01351000	Police Investigations	52314	Training/Travel - Tolls	67	22	0	0	100
01352000	Patrol Administration	52314	Training/Travel - Tolls	109	82	0	0	250
01352011	Police Patrol - Recruiting	52314	Training/Travel - Tolls	0	11	0	0	0
01352402	Police Patrol - K9	52314	Training/Travel - Tolls	12	0	0	0	0
01352403	Police Patrol - Traffic	52314	Training/Travel - Tolls	0	20	0	0	0
01352407	Police Patrol - Firearms	52314	Training/Travel - Tolls	0	26	0	0	0
01352409	Police Patrol - Training	52314	Training/Travel - Tolls	13	0	0	0	0
01400000	Municipal Services Admin.	52314	Training/Travel - Tolls	0	0	50	50	50
01401502	Highways & Streets	52314	Training/Travel - Tolls	6	3	100	100	100
01402504	Traffic	52314	Training/Travel - Tolls	0	4	100	100	100
01403500	Facilities	52314	Training/Travel - Tolls	6	0	50	50	50
01500000	Parks & Rec. Administration	52314	Training/Travel - Tolls	6	49	0	0	50
01501000	Parks Maint. Administration	52314	Training/Travel - Tolls	0	0	0	0	50
01502000	Parks Prog. Administration	52314	Training/Travel - Tolls	12	34	0	0	35
80405000	Stormwater Administration	52314	Training/Travel - Tolls	0	9	350	350	350
80405500	Stormwater Maintenance	52314	Training/Travel - Tolls	43	21	50	50	50
			Object Total	571	618	2,050	2,050	3,135
01010000	Governing Body	52316	Training/Travel - Lodging	6,804	9,669	10,000	10,000	10,000
01011000	City Manager	52316	Training/Travel - Lodging	2,899	3,823	7,500	7,500	8,000
01012000	Communications	52316	Training/Travel - Lodging	460	2,445	2,800	2,800	2,800
01013000	Municipal Court	52316	Training/Travel - Lodging	1,471	2,190	3,000	3,000	3,000
01014000	City Clerk	52316	Training/Travel - Lodging	587	716	1,500	1,500	0
01015000	Public Market	52316	Training/Travel - Lodging	0	626	0	0	0
01100000	Finance	52316	Training/Travel - Lodging	1,387	2,536	4,000	4,000	4,000
01110000	Human Resources	52316	Training/Travel - Lodging	488	0	0	0	5,000
01150000	IT Administration	52316	Training/Travel - Lodging	3,222	2,156	4,000	4,000	4,000
01150012	IT Support Services	52316	Training/Travel - Lodging	0	0	2,000	2,000	2,000
01150013	IT Data Analytics	52316	Training/Travel - Lodging	5,580	2,307	11,000	11,000	11,000
01150014	IT Infrastructure	52316	Training/Travel - Lodging	8,869	7,399	10,000	10,000	10,000
01180000	Legal	52316	Training/Travel - Lodging	1,018	4,430	6,550	6,550	6,550
01181000	Prosecution	52316	Training/Travel - Lodging	1,390	0	1,650	1,650	1,650
01200000	CD Administration	52316	Training/Travel - Lodging	2,834	10,116	0	0	7,500
01201000	Community Standards	52316	Training/Travel - Lodging	0	0	0	0	500
01202000	Building Inspection	52316	Training/Travel - Lodging	745	1,666	0	0	1,750
01203000	Land Use	52316	Training/Travel - Lodging	3,913	2,867	0	0	4,000
01204000	Engineering	52316	Training/Travel - Lodging	8,103	4,922	0	0	6,000
01300303	Fire Prof. Development	52316	Training/Travel - Lodging	0	0	0	0	34,000
01350000	Police Administration	52316	Training/Travel - Lodging	11,658	12,132	0	0	15,000
01351000	Police Investigations	52316	Training/Travel - Lodging	2,830	2,143	0	0	5,000

ORG	ORG DESCRIPTION	OBJ	DESCRIPTION	2017 ACTUAL	2018 ACTUAL	2019 ORIGINAL BUDGET	2019 REVISED BUDGET	2020 BUDGET
01352000	Patrol Administration	52316	Training/Travel - Lodging	14,284	5,033	0	0	20,000
01352011	Police Patrol - Recruiting	52316	Training/Travel - Lodging	0	650	0	0	0
01352307	Police Patrol - Bike	52316	Training/Travel - Lodging	758	0	0	0	0
01352402	Police Patrol - K9	52316	Training/Travel - Lodging	576	0	0	0	0
01352403	Police Patrol - Traffic	52316	Training/Travel - Lodging	326	2,243	0	0	0
01352404	Patrol Tactical	52316	Training/Travel - Lodging	5,168	2,722	0	0	0
01352405	Police Patrol - ACO	52316	Training/Travel - Lodging	0	105	0	0	0
01352406	Police Patrol - SRO	52316	Training/Travel - Lodging	1,056	0	0	0	0
01352407	Police Patrol - Firearms	52316	Training/Travel - Lodging	1,902	1,275	0	0	0
01352408	Police Patrol - Comm Policing	52316	Training/Travel - Lodging	1,625	0	0	0	0
01352409	Police Patrol - Training	52316	Training/Travel - Lodging	936	1,389	0	0	0
01352410	Police Patrol - DPU	52316	Training/Travel - Lodging	0	2,522	0	0	0
01400000	Municipal Services Admin.	52316	Training/Travel - Lodging	1,721	0	5,000	5,000	5,000
01401502	Highways & Streets	52316	Training/Travel - Lodging	660	473	4,000	4,000	4,000
01402504	Traffic	52316	Training/Travel - Lodging	0	0	1,900	1,900	1,900
01403500	Facilities	52316	Training/Travel - Lodging	0	719	2,000	2,000	2,000
01404000	Fleet	52316	Training/Travel - Lodging	521	315	4,000	4,000	4,000
01500000	Parks & Rec. Administration	52316	Training/Travel - Lodging	1,475	436	0	0	500
01501000	Parks Maint. Administration	52316	Training/Travel - Lodging	0	0	0	0	4,777
01501612	Parks Building Services	52316	Training/Travel - Lodging	0	0	0	0	1,372
01502000	Parks Prog. Administration	52316	Training/Travel - Lodging	3,127	2,261	0	0	2,500
80405000	Stormwater Administration	52316	Training/Travel - Lodging	685	1,236	3,600	3,600	3,600
80405500	Stormwater Maintenance	52316	Training/Travel - Lodging	1,400	893	3,000	3,000	3,000
			Object Total	100,478	94,415	87,500	87,500	194,399
01010000	Governing Body	52318	Training/Travel - Rental Car	0	0	700	700	500
01011000	City Manager	52318	Training/Travel - Rental Car	480	134	400	400	400
01012000	Communications	52318	Training/Travel - Rental Car	0	0	185	185	0
01014000	City Clerk	52318	Training/Travel - Rental Car	0	140	0	0	0
01180000	Legal	52318	Training/Travel - Rental Car	0	0	265	265	265
01181000	Prosecution	52318	Training/Travel - Rental Car	0	0	220	220	220
01202000	Building Inspection	52318	Training/Travel - Rental Car	219	0	0	0	0
01300303	Fire Prof. Development	52318	Training/Travel - Rental Car	0	0	0	0	500
01350000	Police Administration	52318	Training/Travel - Rental Car	52	254	0	0	2,000
01351000	Police Investigations	52318	Training/Travel - Rental Car	0	0	0	0	1,000
01352000	Patrol Administration	52318	Training/Travel - Rental Car	441	0	0	0	1,500
01352404	Patrol Tactical	52318	Training/Travel - Rental Car	463	0	0	0	0
01352407	Police Patrol - Firearms	52318	Training/Travel - Rental Car	390	0	0	0	0
01352409	Police Patrol - Training	52318	Training/Travel - Rental Car	331	0	0	0	0
01501000	Parks Maint. Administration	52318	Training/Travel - Rental Car	0	0	0	0	100
			Object Total	2,376	528	1,770	1,770	6,485
01010000	Governing Body	52320	Training/Mtgs - Hosted by City	0	4	0	0	0
01011000	City Manager	52320	Training/Mtgs - Hosted by City	-275	-624	1,400	1,400	1,400
01012000	Communications	52320	Training/Mtgs - Hosted by City	138	0	0	0	0
01013000	Municipal Court	52320	Training/Mtgs - Hosted by City	672	429	2,000	2,000	2,000
01100000	Finance	52320	Training/Mtgs - Hosted by City	0	0	0	0	0
01110000	Human Resources	52320	Training/Mtgs - Hosted by City	29,283	18,029	30,000	30,000	30,000
01150000	IT Administration	52320	Training/Mtgs - Hosted by City	0	368	0	0	0
01150013	IT Data Analytics	52320	Training/Mtgs - Hosted by City	0	0	200	200	200
01180000	Legal	52320	Training/Mtgs - Hosted by City	679	600	1,000	1,000	1,000
01204000	Engineering	52320	Training/Mtgs - Hosted by City	246	0	0	0	0
01350000	Police Administration	52320	Training/Mtgs - Hosted by City	7,000	0	0	0	0
01352000	Patrol Administration	52320	Training/Mtgs - Hosted by City	0	0	0	0	1,500
01380000	Emergency Management	52320	Training/Mtgs - Hosted by City	0	0	5,000	5,000	4,000
01400000	Municipal Services Admin.	52320	Training/Mtgs - Hosted by City	1,000	811	1,000	1,000	1,000
01401502	Highways & Streets	52320	Training/Mtgs - Hosted by City	2,150	16	4,400	4,400	4,400
01403500	Facilities	52320	Training/Mtgs - Hosted by City	2,000	0	1,000	1,000	1,000
01404000	Fleet	52320	Training/Mtgs - Hosted by City	0	0	250	250	250
01500000	Parks & Rec. Administration	52320	Training/Mtgs - Hosted by City	0	0	3,335	3,335	0
01501000	Parks Maint. Administration	52320	Training/Mtgs - Hosted by City	0	0	53	53	50
01502000	Parks Prog. Administration	52320	Training/Mtgs - Hosted by City	0	0	875	875	0
28500652	Legler Barn	52320	Training/Mtgs - Hosted by City	0	0	358	358	0
80405500	Stormwater Maintenance	52320	Training/Mtgs - Hosted by City	0	35	100	100	100
			Object Total	42,893	19,668	50,971	50,971	46,900
01010000	Governing Body	52322	Training - Materials	82	37	500	500	200
01011000	City Manager	52322	Training - Materials	20	50	300	300	300
01012000	Communications	52322	Training - Materials	0	19	135	135	135
01014000	City Clerk	52322	Training - Materials	0	17	0	0	0
01015000	Public Market	52322	Training - Materials	345	545	0	0	0
01100000	Finance	52322	Training - Materials	0	0	100	100	100
01110000	Human Resources	52322	Training - Materials	3,445	526	15,000	15,000	15,000
01150000	IT Administration	52322	Training - Materials	7,765	4,788	15,000	15,000	15,000
01150012	IT Support Services	52322	Training - Materials	7,850	12,184	4,000	4,000	8,000
01150013	IT Data Analytics	52322	Training - Materials	0	1,921	0	0	0
01150014	IT Infrastructure	52322	Training - Materials	1,566	1,850	10,000	10,000	10,000
01180000	Legal	52322	Training - Materials	0	0	150	150	150
01202000	Building Inspection	52322	Training - Materials	625	0	0	0	0
01203000	Land Use	52322	Training - Materials	0	32	0	0	0

ORG	ORG DESCRIPTION	OBJ	DESCRIPTION	2017 ACTUAL	2018 ACTUAL	2019 ORIGINAL BUDGET	2019 REVISED BUDGET	2020 BUDGET
01204000	Engineering	52322	Training - Materials	30	88	0	0	0
01350000	Police Administration	52322	Training - Materials	325	383	0	0	500
01351000	Police Investigations	52322	Training - Materials	0	123	0	0	0
01352000	Patrol Administration	52322	Training - Materials	573	0	0	0	1,000
01352307	Police Patrol - Bike	52322	Training - Materials	30	0	0	0	0
01352409	Police Patrol - Training	52322	Training - Materials	270	0	0	0	0
01400000	Municipal Services Admin.	52322	Training - Materials	0	102	300	300	300
01401502	Highways & Streets	52322	Training - Materials	127	242	1,200	1,200	1,200
01402504	Traffic	52322	Training - Materials	0	2,700	0	0	0
01403500	Facilities	52322	Training - Materials	0	0	1,000	1,000	1,000
01404000	Fleet	52322	Training - Materials	52	1,111	500	500	500
01501000	Parks Maint. Administration	52322	Training - Materials	0	0	0	0	500
80405500	Stormwater Maintenance	52322	Training - Materials	35	44	0	0	0
			Object Total	23,140	26,762	48,185	48,185	53,885
01010000	Governing Body	52324	Mileage - Other	37	0	500	500	100
01011000	City Manager	52324	Mileage - Other	17	82	0	0	0
01012000	Communications	52324	Mileage - Other	0	0	135	135	0
01014000	City Clerk	52324	Mileage - Other	22	16	0	0	0
01150000	IT Administration	52324	Mileage - other	31	0	0	0	0
01180000	Legal	52324	Mileage - Other	28	18	100	100	100
01202000	Building Inspection	52324	Mileage - Other	97	0	0	0	0
01204000	Engineering	52324	Mileage - Other	58	25	0	0	0
01350000	Police Administration	52324	Mileage - Other	511	267	0	0	500
01351000	Police Investigations	52324	Mileage - Other	240	0	0	0	300
01352000	Patrol Administration	52324	Mileage - Other	820	632	0	0	2,500
01352011	Police Patrol - Recruiting	52324	Mileage - Other	0	408	0	0	0
01352402	Police Patrol - K9	52324	Mileage - Other	59	0	0	0	0
01352403	Police Patrol - Traffic	52324	Mileage - Other	153	193	0	0	0
01352404	Patrol Tactical	52324	Mileage - Other	44	377	0	0	0
01352406	Police Patrol - SRO	52324	Mileage - Other	33	0	0	0	0
01352407	Police Patrol - Firearms	52324	Mileage - Other	26	59	0	0	0
01352409	Police Patrol - Training	52324	Mileage - Other	57	40	0	0	0
01352410	Police Patrol - DPU	52324	Mileage - Other	0	18	0	0	0
01501000	Parks Maint. Administration	52324	Mileage - Other	0	0	0	0	100
			Object Total	2,233	2,135	735	735	3,600
01150012	IT Support Services	52400	Maintenance Agreement	0	20,485	0	0	6,485
01150013	IT Data Analytics	52400	Maintenance Agreement	0	9,000	9,000	9,000	9,000
01100000	Finance	52400	Maintenance Agreement	723	759	1,000	1,000	1,000
01350000	Police Administration	52400	Maintenance Agreement	193,234	225,612	222,000	222,000	425,000
01351000	Police Investigations	52400	Maintenance Agreement	0	3,716	0	0	0
01406000	Parking Structure	52400	Maintenance Agreement	0	0	10,000	10,000	10,000
01501000	Parks Maint. Administration	52400	Maintenance Agreement	143,810	79,509	159,936	159,936	155,895
			Object Total	337,767	339,081	401,936	401,936	607,380
01403500	Facilities	52415	Maint Agrmnt - Equipment	15,353	19,953	80,000	80,000	80,000
			Object Total	15,353	19,953	80,000	80,000	80,000
01501500	Parks Maint. Facilities	52420	Maint Agrmnt - Facility	69,921	81,008	116,580	125,254	150,580
			Object Total	69,921	81,008	116,580	125,254	150,580
01402503	Street Lights	52431	Maint Agrmnt - Street Lights	1,240	9,240	302,000	302,000	302,000
			Object Total	1,240	9,240	302,000	302,000	302,000
01150014	IT Infrastructure	52440	Maint Agrmnt - LAN Software	101,310	163,116	120,000	120,000	125,000
			Object Total	101,310	163,116	120,000	120,000	125,000
01150012	IT Support Services	52444	Maint Agrmnt - PC Software	220,353	224,678	270,000	270,000	270,000
01150013	IT Data Analytics	52444	Maint Agrmnt - PC Software	54,000	51,000	50,000	50,000	50,000
			Object Total	274,353	275,678	320,000	320,000	320,000
01150012	IT Support Services	52446	Maint Agrmnt - Server Software	92,848	97,824	120,000	120,000	120,000
01150013	IT Data Analytics	52446	Maint Agrmnt - Server Software	142,467	129,843	130,000	130,000	130,000
01150014	IT Infrastructure	52446	Maint Agrmnt - Server Software	66,383	162,059	100,000	100,000	127,000
			Object Total	301,698	389,726	350,000	350,000	377,000
01150012	IT Support Services	52448	Uniforms - Clothing	0	3,271	0	0	0
01150014	IT Infrastructure	52448	Maint Agrmnt - Servers	64,636	28,293	70,000	70,000	35,000
			Object Total	64,636	31,564	70,000	70,000	35,000
01150012	IT Support Services	52454	Maint Agrmnt - Other Software	13,846	0	25,000	25,000	25,000
01150013	IT Data Analytics	52454	Maint Agrmnt - Other Software	11,116	35,169	17,000	17,000	36,000
01150014	IT Infrastructure	52454	Maint Agrmnt - Other Software	0	4,599	1,000	1,000	5,000
01403500	Facilities	52454	Maint Agrmnt - Other Software	14,437	13,800	20,000	20,000	20,000
			Object Total	39,399	53,568	63,000	63,000	86,000
01350000	Police Administration	52500	Utility Service	31,867	32,144	43,208	43,208	40,000
01350401	Police Towers	52500	Utility Service	360	0	4,752	4,752	4,752
			Object Total	32,227	32,144	47,960	47,960	44,752

ORG	ORG DESCRIPTION	OBJ	DESCRIPTION	2017 ACTUAL	2018 ACTUAL	2019 ORIGINAL BUDGET	2019 REVISED BUDGET	2020 BUDGET
01150012	IT Support Services	52505	Cable	2,171	6,031	10,000	10,000	10,000
			Object Total	2,171	6,031	10,000	10,000	10,000
01015000	Public Market	52510	Electricity	0	29,238	0	0	30,000
01402503	Street Lights	52510	Electricity	400,851	429,571	400,000	400,000	400,000
01402504	Traffic	52510	Electricity	62,627	60,986	80,000	80,000	80,000
01403500	Facilities	52510	Electricity	844,488	936,409	990,000	990,000	950,000
01509647	Ad Astra Pool	52510	Electricity	8,697	937	2,274	2,274	0
01509648	Flat Rock Creek Pool	52510	Electricity	6,623	0	1,024	1,024	1,024
01509649	Indian Trails Pool	52510	Electricity	18,788	0	4,224	4,224	4,224
82500001	Rec Center Administration	52510	Electricity	107,195	118,025	0	0	0
82501001	Rec Center Facilities	52510	Electricity	0	108,840	262,400	262,400	260,600
			Object Total	1,449,269	1,684,006	1,739,922	1,739,922	1,725,848
01015000	Public Market	52515	Gas	0	5,130	0	0	5,500
01403500	Facilities	52515	Gas	114,609	133,924	160,000	160,000	150,000
01509647	Ad Astra Pool	52515	Gas	551	154	87	87	0
01509649	Indian Trails Pool	52515	Gas	548	170	0	0	0
82500001	Rec Center Administration	52515	Gas	21,276	18,656	0	0	0
82501001	Rec Center Facilities	52515	Gas	0	24,617	54,400	54,400	54,400
			Object Total	136,984	182,651	214,487	214,487	209,900
80405000	Stormwater Administration	52520	Mobile Devices	0	0	4,500	4,500	4,500
			Object Total	0	0	4,500	4,500	4,500
01015000	Public Market	52525	Other Utilities	1,236	1,697	30,000	30,000	0
			Object Total	1,236	1,697	30,000	30,000	0
01150012	IT Support Services	52530	Telephone	10,941	14,710	7,000	7,000	7,000
01180000	Legal	52530	Telephone	0	0	100	100	100
01150000	IT Administration	52530	Telephone	22,908	23,700	0	0	0
01200000	CD Administration	52530	Telephone	0	0	0	360	360
01350000	Police Administration	52530	Telephone	1,042	6,010	16,000	16,000	12,000
01500000	Parks & Rec. Administration	52530	Telephone	0	0	1,191	1,191	0
01501000	Parks Maint. Administration	52530	Telephone	0	0	9,335	9,335	0
01501612	Parks Building Services	52530	Telephone	0	0	172	172	0
01502000	Parks Prog. Administration	52530	Telephone	0	0	1,247	1,247	0
01502613	Thompson Barn	52530	Telephone	15,000	8,056	15,866	15,866	15,866
01509647	Ad Astra Pool	52530	Telephone	0	0	792	792	0
01509648	Flat Rock Creek Pool	52530	Telephone	0	0	745	745	745
01509649	Indian Trails Pool	52530	Telephone	0	0	728	728	728
28500652	Legler Barn	52530	Telephone	0	0	1,735	985	0
			Object Total	49,891	52,476	54,911	54,521	36,799
01403500	Facilities	52535	Trash	33,243	46,028	45,000	45,000	45,000
01509647	Ad Astra Pool	52535	Trash	215	0	0	0	0
01509649	Indian Trails Pool	52535	Trash	214	0	77	77	77
			Object Total	33,672	46,028	45,077	45,077	45,077
01015000	Public Market	52540	Wastewater	290	1,964	0	0	2,500
01403500	Facilities	52540	Wastewater	53,243	65,736	70,000	70,000	70,000
01509647	Ad Astra Pool	52540	Wastewater	7,972	6,281	0	0	0
01509648	Flat Rock Creek Pool	52540	Wastewater	834	838	0	0	0
01509649	Indian Trails Pool	52540	Wastewater	6,937	7,690	0	0	0
82500001	Rec Center Administration	52540	Wastewater	1,367	2,793	0	0	0
82501001	Rec Center Facilities	52540	Wastewater	0	1,319	0	0	4,300
			Object Total	70,643	86,621	70,000	70,000	76,800
01015000	Public Market	52545	Water	0	2,191	0	0	2,500
01403500	Facilities	52545	Water	216,548	346,305	275,000	275,000	350,000
01509647	Ad Astra Pool	52545	Water	10,768	0	1,211	1,211	0
01509648	Flat Rock Creek Pool	52545	Water	2,267	0	899	899	899
01509649	Indian Trails Pool	52545	Water	29,481	0	2,406	2,406	2,406
82500001	Rec Center Administration	52545	Water	1,683	304	0	0	0
82501001	Rec Center Facilities	52545	Water	0	247	3,200	3,200	700
			Object Total	260,747	349,047	282,716	282,716	356,505
01150012	IT Support Services	52551	Mobile Device Data Plan	274,442	289,034	259,630	259,630	280,000
01502000	Parks Prog. Administration	52551	Mobile Device Data Plan	0	0	540	540	540
01503610	Farmers Market	52551	Mobile Device Data Plan	0	0	200	200	200
82501001	Rec Center Facilities	52551	Mobile Device Data Plan	0	0	840	840	840
			Object Total	274,442	289,034	261,210	261,210	281,580
01150012	IT Support Services	52552	Domain Fee	2,245	739	3,000	3,000	3,000
01150014	IT Infrastructure	52552	Domain Fee	1,119	1,245	1,000	1,000	1,000
			Object Total	3,364	1,984	4,000	4,000	4,000
01350000	Police Administration	52555	Video Transmission	38,351	92,780	100,000	100,000	100,000
			Object Total	38,351	92,780	100,000	100,000	100,000

ORG	ORG DESCRIPTION	OBJ	DESCRIPTION	2017 ACTUAL	2018 ACTUAL	2019 ORIGINAL BUDGET	2019 REVISED BUDGET	2020 BUDGET
01150012	IT Support Services	52557	Internet Service Provider	78,312	72,878	60,000	60,000	79,200
01150014	IT Infrastructure	52557	Internet Service Provider	0	5	0	0	0
			Object Total	78,312	72,883	60,000	60,000	79,200
01150014	IT Infrastructure	52559	Data Wiring	58,237	8,303	17,000	17,000	12,000
			Object Total	58,237	8,303	17,000	17,000	12,000
01150014	IT Infrastructure	52561	Telephone Wiring	0	0	2,000	2,000	0
			Object Total	0	0	2,000	2,000	0
01150014	IT Infrastructure	52562	Cloud Storage	165	45	200	200	200
			Object Total	165	45	200	200	200
01150014	IT Infrastructure	52563	Computer/Data Processing	719	0	0	0	0
01350000	Police Administration	52563	Computer/Data Processing	81,826	56,619	80,000	80,000	80,000
01402504	Traffic	52563	Computer/Data Processing	0	1,110	5,000	5,000	5,000
			Object Total	82,545	57,729	85,000	85,000	85,000
01150014	IT Infrastructure	52564	LAN Service	543	0	1,000	1,000	1,000
			Object Total	543	0	1,000	1,000	1,000
01100000	Finance	52620	Rents/Leases	67	182	0	0	0
01350000	Police Administration	52620	Rents/Leases	0	559	0	0	0
01351000	Police Investigations	52620	Rents/Leases	814	400	2,052	2,052	2,000
01352000	Patrol Administration	52620	Rents/Leases	0	0	2,000	2,000	2,000
01404000	Fleet	52620	Rents/Leases	0	0	20,000	20,000	20,000
01502653	Parks Prog. NGA	52620	Rents/Leases	0	0	7,821	7,821	7,821
01503615	BBQ	52620	Rents/Leases	12,972	14,184	0	0	0
01503616	Chili Challenge	52620	Rents/Leases	0	344	0	0	0
01503625	Spinach Festival	52620	Rents/Leases	3,779	3,168	0	0	0
01506655	Art & Wine Fair	52620	Rents/Leases	6,759	10,317	12,170	12,170	12,170
01509647	Ad Astra Pool	52620	Rents/Leases	0	765	0	0	0
01509648	Flat Rock Creek Pool	52620	Rents/Leases	0	765	0	0	0
01509649	Indian Trails Pool	52620	Rents/Leases	0	765	0	0	0
80405500	Stormwater Maintenance	52620	Rents/Leases	0	0	7,000	7,000	7,000
82502659	Rec Center Building Services	52620	Rents/Leases	0	0	2,000	2,000	2,000
			Object Total	24,391	31,449	53,043	53,043	52,991
01350000	Police Administration	52622	Rents - Range	3,075	9,825	13,500	13,500	13,500
			Object Total	3,075	9,825	13,500	13,500	13,500
01401502	Highways & Streets	52623	Rents - Facilities	12,000	14,400	14,400	14,400	14,400
			Object Total	12,000	14,400	14,400	14,400	14,400
01012000	Communications	52624	Rents - Equipment	1,900	578	4,000	2,000	0
01012002	Civic Center Celebration	52624	Rents - Equipment	1,834	0	0	0	0
01015000	Public Market	52624	Rents - Equipment	0	0	0	2,000	2,000
01204000	Engineering	52624	Rents - Equipment	0	0	100	100	100
01401502	Highways & Streets	52624	Rents - Equipment	314	62	6,000	6,000	6,000
01402504	Traffic	52624	Rents - Equipment	575	575	2,000	2,000	2,000
01403500	Facilities	52624	Rents - Equipment	0	102	9,000	9,000	9,000
01500000	Parks & Rec. Administration	52624	Rents - Equipment	0	0	1,602	1,602	0
01501000	Parks Maint. Administration	52624	Rents - Equipment	0	0	1,097	1,097	0
01501500	Parks Maint. Facilities	52624	Rents - Equipment	7,271	5,389	9,794	9,794	9,794
01501612	Parks Building Services	52624	Rents - Equipment	0	3,116	10,584	10,584	0
01502613	Thompson Barn	52624	Rents - Equipment	1,705	1,765	3,763	3,763	3,763
01503615	BBQ	52624	Rents - Equipment	7,805	11,505	5,855	5,855	18,657
01503616	Chili Challenge	52624	Rents - Equipment	1,381	1,278	1,736	1,736	1,736
01503620	Freedom Run	52624	Rents - Equipment	1,015	1,015	4,010	4,010	4,010
01503625	Spinach Festival	52624	Rents - Equipment	1,440	776	6,581	6,581	6,581
80405500	Stormwater Maintenance	52624	Rents - Equipment	4,819	947	14,000	14,000	14,000
			Object Total	30,059	27,108	80,122	80,122	77,641
01014000	City Clerk	52625	Rents - Other	0	0	400	400	0
01100000	Finance	52625	Rents - Other	66	0	0	0	0
01110000	Human Resources	52625	Rents - Other	0	0	500	500	500
01402503	Street Lights	52625	Rents - Other	107,950	63,225	80,000	80,000	80,000
01404000	Fleet	52625	Rents - Other	1,681	1,484	1,600	1,600	1,600
			Object Total	109,697	64,709	82,500	82,500	82,100
80405500	Stormwater Maintenance	52648	Rents - Lease Vehicles	7,835	6,991	0	0	0
			Object Total	7,835	6,991	0	0	0
01100000	Finance	52700	Repair/Maintenance	420	0	1,200	1,200	1,200
01202000	Building Inspection	52700	Repair/Maintenance	0	0	500	500	500
01350000	Police Administration	52700	Repair/Maintenance	1,466	8,842	40,745	40,745	15,000
01350401	Police Towers	52700	Repair/Maintenance	0	0	3,780	3,780	3,780
01351000	Police Investigations	52700	Repair/Maintenance	0	0	1,000	1,000	1,000
01352000	Patrol Administration	52700	Repair/Maintenance	0	0	2,000	2,000	2,000

ORG	ORG DESCRIPTION	OBJ	DESCRIPTION	2017 ACTUAL	2018 ACTUAL	2019 ORIGINAL BUDGET	2019 REVISED BUDGET	2020 BUDGET
01401502	Highways & Streets	52700	Repair/Maintenance	0	0	100,000	100,000	100,000
01404000	Fleet	52700	Repair/Maintenance	0	0	0	0	0
			Object Total	1,886	8,842	149,225	149,225	123,480
01303500	Fire Logistics Facilities	52702	Repair/Maint - Facilities	9,707	15,560	23,650	23,650	23,650
01404000	Fleet	52702	Repair/Maint - Facilities	1,259	4,789	5,000	5,000	5,000
01406000	Parking Structure	52702	Repair/Maint - Facilities	0	0	20,000	20,000	20,000
01501000	Parks Maint. Administration	52702	Repair/Maint - Facilities	0	0	316	316	0
01501500	Parks Maint. Facilities	52702	Repair/Maint - Facilities	780	0	1,000	1,000	0
01501601	Parks Maint. Turf	52702	Repair/Maint - Facilities	237,929	272,900	308,049	330,189	341,649
01501602	Parks Maint. Landscape	52702	Repair/Maint - Facilities	171,821	156,750	171,059	181,409	180,509
01501612	Parks Building Services	52702	Repair/Maint - Facilities	0	3,823	3,950	3,950	14,534
01502613	Thompson Barn	52702	Repair/Maint - Facilities	5,413	3,259	72,273	72,273	7,273
01509646	Swimming Pools	52702	Repair/Maint - Facilities	0	0	259	259	259
01509648	Flat Rock Creek Pool	52702	Repair/Maint - Facilities	0	0	776	776	776
80405500	Stormwater Maintenance	52702	Repair/Maint - Facilities	28	25	400	400	400
			Object Total	426,937	457,106	606,732	639,222	594,050
01013000	Municipal Court	52704	Repair/Maint - Equipment	0	0	600	600	600
01303316	Fire Logistics Equipment	52704	Repair/Maint - Equipment	19,837	35,314	27,500	27,500	35,000
01401502	Highways & Streets	52704	Repair/Maint - Equipment	0	0	250	250	250
01402504	Traffic	52704	Repair/Maint - Equipment	423	0	2,000	2,000	2,000
01404000	Fleet	52704	Repair/Maint - Equipment	14,067	11,134	15,000	15,000	15,000
01500000	Parks & Rec. Administration	52704	Repair/Maint - Equipment	0	0	96	96	96
01501000	Parks Maint. Administration	52704	Repair/Maint - Equipment	0	0	211	211	0
01501612	Parks Building Services	52704	Repair/Maint - Equipment	1,958	1,908	2,067	2,067	2,067
01509647	Ad Astra Pool	52704	Repair/Maint - Equipment	765	0	974	974	0
01509648	Flat Rock Creek Pool	52704	Repair/Maint - Equipment	765	0	955	955	955
01509649	Indian Trails Pool	52704	Repair/Maint - Equipment	1,045	0	955	955	955
80405500	Stormwater Maintenance	52704	Repair/Maint - Equipment	10,095	2,428	7,000	7,000	7,000
			Object Total	48,955	50,784	57,608	57,608	63,923
01303314	Fire Logistics Vehicles	52706	Repair/Maint - Automotive	16,597	22,775	27,500	27,500	167,500
01350000	Police Administration	52706	Repair/Maint - Automotive	5,392	7,646	34,255	34,255	10,000
01404000	Fleet	52706	Repair/Maint - Automotive	12,935	18,286	37,000	37,000	37,000
80405000	Stormwater Administration	52706	Repair/Maint - Automotive	0	0	1,000	1,000	1,000
			Object Total	34,924	48,707	99,755	99,755	215,500
01501000	Parks Maint. Administration	52708	Repair/Maint - Art	0	0	4,500	4,500	4,500
			Object Total	0	0	4,500	4,500	4,500
01150012	IT Support Services	52710	Repair/Maint - Comp Equip.	0	0	2,000	2,000	2,000
			Object Total	0	0	2,000	2,000	2,000
01150012	IT Support Services	52714	Repair/Maint - Video Trans Equip.	0	0	1,000	1,000	1,000
			Object Total	0	0	1,000	1,000	1,000
01150012	IT Support Services	52718	Repair/Maint - PC & Printers	73,784	93,754	50,000	50,000	75,000
01150014	IT Infrastructure	52718	Repair/Maint - PC & Printers	0	2,588	0	0	0
01180000	Legal	52718	Repair/Maint - PC & Printers	0	0	324	324	324
			Object Total	73,784	96,342	50,324	50,324	75,324
01150012	IT Support Services	52719	Repair/Maint - Portable Devices	0	1,681	100	100	100
			Object Total	0	1,681	100	100	100
01150014	IT Infrastructure	52720	Repair/Maint - Servers	7,497	0	1,000	1,000	1,000
			Object Total	7,497	0	1,000	1,000	1,000
01010004	Vision 2040	52800	Advertising/Publications	0	4,547	0	0	0
01011000	City Manager	52800	Advertising/Publications	0	0	0	0	8,000
01012000	Communications	52800	Advertising/Publications	37,049	36,410	37,000	44,000	37,000
01012002	Civic Center Celebration	52800	Advertising/Publications	8,813	0	0	0	0
01013000	Municipal Court	52800	Advertising/Publications	0	0	30	30	30
01014000	City Clerk	52800	Advertising/Publications	3,734	6,132	9,200	9,200	0
01015000	Public Market	52800	Advertising/Publications	24,389	23,236	15,000	15,000	20,000
01100000	Finance	52800	Advertising/Publications	450	371	2,500	2,500	2,500
01111011	Recruiting	52800	Advertising/Publications	48,255	40,122	51,750	51,750	51,750
01150000	IT Administration	52800	Advertising/Publications	0	0	1,400	1,400	1,400
01180000	Legal	52800	Advertising/Publications	251	0	440	440	440
01181000	Prosecution	52800	Advertising/Publications	11	65	350	350	350
01200000	CD Administration	52800	Advertising/Publications	331	456	0	0	0
01201000	Community Standards	52800	Advertising/Publications	0	0	1,500	1,500	1,500
01204000	Engineering	52800	Advertising/Publications	0	0	100	100	100
01350000	Police Administration	52800	Advertising/Publications	0	0	2,500	2,500	2,500
01404000	Fleet	52800	Advertising/Publications	43	0	0	0	0
01500000	Parks & Rec. Administration	52800	Advertising/Publications	330	839	500	500	500
01501000	Parks Maint. Administration	52800	Advertising/Publications	0	0	105	105	105
01501601	Parks Maint. Turf	52800	Advertising/Publications	0	0	61	61	0
01502000	Parks Prog. Administration	52800	Advertising/Publications	0	0	657	657	657
01502613	Thompson Barn	52800	Advertising/Publications	3,020	5,539	4,000	4,000	4,000

ORG	ORG DESCRIPTION	OBJ	DESCRIPTION	2017 ACTUAL	2018 ACTUAL	2019 ORIGINAL BUDGET	2019 REVISED BUDGET	2020 BUDGET
01503610	Farmers Market	52800	Advertising/Publications	0	13,823	2,500	2,500	2,500
01503615	BBQ	52800	Advertising/Publications	765	652	676	676	676
01503616	Chili Challenge	52800	Advertising/Publications	488	633	772	772	772
01503617	Community Days	52800	Advertising/Publications	639	1,014	0	0	0
01503618	Cupids Gem	52800	Advertising/Publications	0	505	203	203	503
01503620	Freedom Run	52800	Advertising/Publications	100	200	227	227	227
01503623	Other Events	52800	Advertising/Publications	25	215	0	0	0
01503624	Bike Ride	52800	Advertising/Publications	543	1,067	0	0	1,000
01503625	Spinach Festival	52800	Advertising/Publications	1,104	225	927	927	927
01503626	Senior Banquet	52800	Advertising/Publications	0	0	260	260	260
01504629	Senior Programs	52800	Advertising/Publications	0	0	800	800	800
01506654	Get Outdoors	52800	Advertising/Publications	0	0	400	400	400
01506655	Art & Wine Fair	52800	Advertising/Publications	200	3,541	2,100	2,100	2,100
01509646	Swimming Pools	52800	Advertising/Publications	600	0	2,061	2,061	2,061
01509647	Ad Astra Pool	52800	Advertising/Publications	790	0	2,177	2,177	0
01509648	Flat Rock Creek Pool	52800	Advertising/Publications	790	0	1,902	1,902	1,902
01509649	Indian Trails Pool	52800	Advertising/Publications	1,390	0	2,482	2,482	2,482
28500652	Legler Barn	52800	Advertising/Publications	545	545	1,259	509	3,748
80405000	Stormwater Administration	52800	Advertising/Publications	0	0	250	250	250
82500001	Rec Center Administration	52800	Advertising/Publications	23,516	14,505	25,500	25,500	25,500
82500008	Rec Center Customer Service	52800	Advertising/Publications	0	1,710	5,000	5,000	5,000
82503000	Rec Center Rentals & Events	52800	Advertising/Publications	1,176	1,849	5,100	5,100	2,600
82506000	Rec Center Enrichment	52800	Advertising/Publications	236	0	5,100	5,100	3,600
82506636	Rec Center Camps	52800	Advertising/Publications	0	0	2,000	2,000	2,000
82508660	Rec Center Sports	52800	Advertising/Publications	149	36	2,000	2,000	2,000
82509661	Rec Center Pools	52800	Advertising/Publications	271	4,249	5,100	5,100	5,100
82510000	Rec Center Fitness	52800	Advertising/Publications	687	4,191	5,100	5,100	5,100
			Object Total	160,690	166,677	200,989	207,239	202,340
01010000	Governing Body	52805	Contingency	0	2,945	10,000	10,000	10,000
			Object Total	0	2,945	10,000	10,000	10,000
01010000	Governing Body	52810	Copying/Printings Services	36	0	150	150	0
01010004	Vision 2040	52810	Copying/Printings Services	0	367	0	0	0
01011000	City Manager	52810	Copying/Printings Services	26	0	100	100	100
01012000	Communications	52810	Copying/Printings Services	52,876	49,128	56,500	56,500	60,500
01012002	Civic Center Celebration	52810	Copying/Printings Services	7,065	0	0	0	0
01013000	Municipal Court	52810	Copying/Printings Services	5,500	2,604	3,865	3,865	3,865
01014000	City Clerk	52810	Copying/Printings Services	36	122	0	0	0
01100000	Finance	52810	Copying/Printings Services	364	0	0	0	0
01110000	Human Resources	52810	Copying/Printings Services	224	0	550	550	550
01111011	Recruiting	52810	Copying/Printings Services	1,246	0	0	0	0
01150000	IT Administration	52810	Copying/Printings Services	180	0	1,400	1,400	1,400
01150012	IT Support Services	52810	Copying/Printings Services	386	0	5,000	5,000	0
01180000	Legal	52810	Copying/Printings Services	198	0	1,006	1,006	1,006
01181000	Prosecution	52810	Copying/Printings Services	0	0	286	286	286
01200000	CD Administration	52810	Copying/Printings Services	577	794	2,250	2,250	2,250
01201000	Community Standards	52810	Copying/Printings Services	0	425	250	250	250
01202000	Building Inspection	52810	Copying/Printings Services	0	45	250	250	250
01203000	Land Use	52810	Copying/Printings Services	0	0	750	750	750
01204000	Engineering	52810	Copying/Printings Services	641	0	1,500	1,500	1,500
01300000	Fire Administration	52810	Copying/Printings Services	1,959	732	755	755	755
01350000	Police Administration	52810	Copying/Printings Services	15,774	12,764	19,000	19,000	19,000
01351000	Police Investigations	52810	Copying/Printings Services	103	210	0	0	0
01400000	Municipal Services Admin.	52810	Copying/Printings Services	62	0	0	0	0
01402504	Traffic	52810	Copying/Printings Services	268	262	300	300	300
01404000	Fleet	52810	Copying/Printings Services	0	0	500	500	500
01502613	Thompson Barn	52810	Copying/Printings Services	257	34	744	744	744
01503615	BBQ	52810	Copying/Printings Services	0	0	1,802	1,802	0
01503620	Freedom Run	52810	Copying/Printings Services	0	0	932	932	932
80405000	Stormwater Administration	52810	Copying/Printings Services	0	0	2,000	2,000	2,000
80405500	Stormwater Maintenance	52810	Copying/Printings Services	0	0	50	50	50
			Object Total	87,778	67,487	99,940	99,940	96,988
01014000	City Clerk	52815	Court/Recording Fees	60	6	400	400	0
01100000	Finance	52815	Court/Recording Fees	127	736	0	0	0
01180000	Legal	52815	Court/Recording Fees	2,363	1,232	3,000	3,000	3,000
01181000	Prosecution	52815	Court/Recording Fees	0	0	208	208	208
01200000	CD Administration	52815	Court/Recording Fees	35	40	0	0	0
01201000	Community Standards	52815	Court/Recording Fees	64	0	0	0	0
80405000	Stormwater Administration	52815	Court/Recording Fees	0	0	250	250	250
			Object Total	2,649	2,014	3,858	3,858	3,458
01010000	Governing Body	52820	Dues/Memberships	43,204	43,778	40,000	40,000	42,000
01011000	City Manager	52820	Dues/Memberships	2,532	2,386	5,000	5,000	7,000
01012000	Communications	52820	Dues/Memberships	2,860	1,045	1,125	1,125	1,125
01013000	Municipal Court	52820	Dues/Memberships	780	605	1,085	1,085	1,085
01014000	City Clerk	52820	Dues/Memberships	390	137	1,000	1,000	0
01015000	Public Market	52820	Dues/Memberships	450	399	0	0	250
01100000	Finance	52820	Dues/Memberships	1,792	1,134	2,500	2,500	2,500

ORG	ORG DESCRIPTION	OBJ	DESCRIPTION	2017 ACTUAL	2018 ACTUAL	2019 ORIGINAL BUDGET	2019 REVISED BUDGET	2020 BUDGET
01110000	Human Resources	52820	Dues/Memberships	2,045	2,854	2,500	2,500	4,000
01150000	IT Administration	52820	Dues/Memberships	108	999	5,000	5,000	5,000
01150012	IT Support Services	52820	Dues/Memberships	99	99	200	200	200
01150013	IT Data Analytics	52820	Dues/Memberships	426	506	0	0	0
01150014	IT Infrastructure	52820	Dues/Memberships	180	0	200	200	200
01180000	Legal	52820	Dues/Memberships	4,790	7,345	6,100	6,100	6,100
01181000	Prosecution	52820	Dues/Memberships	1,855	1,360	2,240	2,240	494
01200000	CD Administration	52820	Dues/Memberships	1,220	1,934	2,250	2,400	2,400
01202000	Building Inspection	52820	Dues/Memberships	470	440	1,000	1,000	1,000
01203000	Land Use	52820	Dues/Memberships	2,689	2,020	5,000	5,000	5,000
01204000	Engineering	52820	Dues/Memberships	3,534	3,686	3,500	3,500	3,500
01300000	Fire Administration	52820	Dues/Memberships	13,556	12,925	15,000	15,000	15,000
01350000	Police Administration	52820	Dues/Memberships	5,812	6,951	4,542	4,542	7,500
01351000	Police Investigations	52820	Dues/Memberships	925	570	1,898	1,898	1,000
01352000	Patrol Administration	52820	Dues/Memberships	2,223	828	4,000	4,000	5,000
01352402	Police Patrol - K9	52820	Dues/Memberships	400	340	0	0	0
01352404	Patrol Tactical	52820	Dues/Memberships	1,045	875	0	0	0
01352406	Police Patrol - SRO	52820	Dues/Memberships	80	40	0	0	0
01352407	Police Patrol - Firearms	52820	Dues/Memberships	795	645	0	0	0
01380000	Emergency Management	52820	Dues/Memberships	0	0	100	100	300
01352408	Police Patrol - Comm Policing	52820	Dues/Memberships	84	0	0	0	0
01352409	Police Patrol - Training	52820	Dues/Memberships	45	0	0	0	0
01400000	Municipal Services Admin.	52820	Dues/Memberships	1,204	755	2,100	2,100	2,100
01401502	Highways & Streets	52820	Dues/Memberships	715	915	800	800	800
01402504	Traffic	52820	Dues/Memberships	1,160	1,000	1,500	1,500	1,500
01403500	Facilities	52820	Dues/Memberships	838	542	900	900	900
01404000	Fleet	52820	Dues/Memberships	450	410	500	500	500
01500000	Parks & Rec. Administration	52820	Dues/Memberships	3,515	3,141	4,925	4,925	7,145
01501000	Parks Maint. Administration	52820	Dues/Memberships	0	30	563	563	500
01501500	Parks Maint. Facilities	52820	Dues/Memberships	0	15	0	0	0
01501612	Parks Building Services	52820	Dues/Memberships	570	664	1,730	1,730	1,730
01502000	Parks Prog. Administration	52820	Dues/Memberships	10	3,380	918	918	3,983
01503615	BBQ	52820	Dues/Memberships	40	390	395	395	395
01506655	Art & Wine Fair	52820	Dues/Memberships	0	0	1,500	1,500	1,500
01507642	Programs - Nature	52820	Dues/Memberships	0	55	0	0	0
01509646	Swimming Pools	52820	Dues/Memberships	50	350	0	0	0
01509647	Ad Astra Pool	52820	Dues/Memberships	860	520	86	86	0
01509648	Flat Rock Creek Pool	52820	Dues/Memberships	800	520	86	86	86
01509649	Indian Trails Pool	52820	Dues/Memberships	2,095	520	86	86	86
01509651	Swim Team	52820	Dues/Memberships	299	299	472	472	472
28056000	Economic Development - Other	52820	Dues/Memberships	0	0	0	1,925	1,925
80405000	Stormwater Administration	52820	Dues/Memberships	1,121	963	2,500	2,500	2,500
80405500	Stormwater Maintenance	52820	Dues/Memberships	525	752	800	800	800
82500001	Rec Center Administration	52820	Dues/Memberships	60	175	0	0	0
82501001	Rec Center Facilities	52820	Dues/Memberships	0	0	150	150	150
82509661	Rec Center Pools	52820	Dues/Memberships	350	360	1,010	1,010	1,010
82510000	Rec Center Fitness	52820	Dues/Memberships	0	549	0	0	0
			Object Total	109,051	110,206	125,261	127,336	138,736
01030000	Non-departmental	52825	Association dues	0	0	0	26,300	34,500
01100000	Finance	52825	Association Dues	130	804	27,000	700	700
01200000	CD Administration	52825	Association Dues	595	129	0	0	0
01203000	Land Use	52825	Association Dues	510	0	0	0	0
01400000	Municipal Services Admin.	52825	Association Dues	0	371	500	500	500
			Object Total	1,235	1,304	27,500	27,500	35,700
01015000	Public Market	52830	Insurance - Property & Liability	0	0	7,500	7,500	7,500
01180000	Legal	52830	Insurance - Property & Liability	360,469	366,790	498,586	498,586	498,586
			Object Total	360,469	366,790	506,086	506,086	506,086
01012000	Communications	52840	Licenses/Certifications	0	0	500	500	100
01015000	Public Market	52840	Licenses/Certifications	278	278	0	0	350
01180000	Legal	52840	Licenses/Certifications	0	0	4,000	4,000	4,000
01181000	Prosecution	52840	Licenses/Certifications	0	0	494	494	2,240
01200000	CD Administration	52840	Licenses/Certifications	235	101	250	250	250
01202000	Building Inspection	52840	Licenses/Certifications	1,219	1,716	1,500	1,500	1,500
01204000	Engineering	52840	Licenses/Certifications	455	387	500	500	500
01501000	Parks Maint. Administration	52840	Licenses/Certifications	0	0	0	0	4,700
01502000	Parks Prog. Administration	52840	Licenses/Certifications	4,676	2,397	75	75	2,375
01504628	Adult Fitness	52840	Licenses/Certifications	0	616	1,200	1,200	1,200
80405000	Stormwater Administration	52840	Licenses/Certifications	160	152	250	250	250
82500001	Rec Center Administration	52840	Licenses/Certifications	0	392	0	0	0
82506636	Rec Center Camps	52840	Licenses/Certifications	0	20	1,800	1,800	1,800
82509661	Rec Center Pools	52840	Licenses/Certifications	428	0	675	675	675
			Object Total	7,451	6,059	11,244	11,244	19,940
01011000	City Manager	52842	NRD-GF Grant	13,688	13,488	45,000	45,000	45,000
			Object Total	13,688	13,488	45,000	45,000	45,000

ORG	ORG DESCRIPTION	OBJ	DESCRIPTION	2017 ACTUAL	2018 ACTUAL	2019 ORIGINAL BUDGET	2019 REVISED BUDGET	2020 BUDGET
50052000	Economic Development - NRD	52846	NRD Rebate	118,884	206,576	300,000	300,000	350,000
			Object Total	118,884	206,576	300,000	300,000	350,000
01010000	Governing Body	52850	Postage/Shipping	0	0	150	150	0
01011000	City Manager	52850	Postage/Shipping	0	0	100	100	27,000
01012000	Communications	52850	Postage/Shipping	30,197	25,270	32,000	32,000	34,500
01014000	City Clerk	52850	Postage/Shipping	27,364	22,357	34,000	34,000	0
01100000	Finance	52850	Postage/Shipping	265	25	1,000	1,000	1,000
01110000	Human Resources	52850	Postage/Shipping	0	35	150	150	150
01150000	IT Administration	52850	Postage/Shipping	0	0	1,500	1,500	1,500
01150012	IT Support Services	52850	Postage/Shipping	10	0	1,100	1,100	1,100
01150014	IT Infrastructure	52850	Postage/Shipping	0	49	0	0	0
01180000	Legal	52850	Postage/Shipping	38	46	516	516	516
01181000	Prosecution	52850	Postage/Shipping	0	0	108	108	108
01200000	CD Administration	52850	Postage/Shipping	0	542	0	0	0
01300000	Fire Administration	52850	Postage/Shipping	278	456	250	250	250
01350000	Police Administration	52850	Postage/Shipping	3,539	5,941	5,000	5,000	5,000
01402504	Traffic	52850	Postage/Shipping	0	63	250	250	250
01404000	Fleet	52850	Postage/Shipping	93	94	0	0	0
01500000	Parks & Rec. Administration	52850	Postage/Shipping	4	20	4,873	4,873	0
01502000	Parks Prog. Administration	52850	Postage/Shipping	0	0	1,818	1,818	0
01503620	Freedom Run	52850	Postage/Shipping	0	0	593	593	593
01506655	Art & Wine Fair	52850	Postage/Shipping	0	0	1,075	1,075	1,075
28500652	Legler Barn	52850	Postage/Shipping	0	0	171	171	0
80405000	Stormwater Administration	52850	Postage/Shipping	0	0	250	250	250
80405500	Stormwater Maintenance	52850	Postage/Shipping	112	12	200	200	200
			Object Total	61,900	54,910	85,104	85,104	73,492
01202000	Building Inspection	52855	Public Notices	32	99	0	0	0
01203000	Land Use	52855	Public Notices	1,426	1,054	1,500	1,500	1,500
01204000	Engineering	52855	Public Notices	43	0	0	0	0
			Object Total	1,501	1,153	1,500	1,500	1,500
01180000	Legal	52857	Litigation	1,024	0	3,300	3,300	3,300
			Object Total	1,024	0	3,300	3,300	3,300
01010000	Governing Body	52870	Subscriptions	0	1,420	0	0	2,000
01011000	City Manager	52870	Subscriptions	272	244	500	500	500
01012000	Communications	52870	Subscriptions	467	597	650	650	800
01014000	City Clerk	52870	Subscriptions	0	186	0	0	0
01100000	Finance	52870	Subscriptions	1,904	2,004	3,500	3,500	3,500
01110000	Human Resources	52870	Subscriptions	1,507	1,628	4,000	4,000	2,500
01180000	Legal	52870	Subscriptions	17,726	18,129	38,967	38,967	18,967
01181000	Prosecution	52870	Subscriptions	0	0	650	650	650
01200000	CD Administration	52870	Subscriptions	119	538	500	500	500
01203000	Land Use	52870	Subscriptions	456	410	1,000	1,000	1,000
			Object Total	22,451	25,156	49,767	49,767	30,417
01012000	Communications	52875	Subscription Service	4,770	6,892	7,500	7,500	9,000
			Object Total	4,770	6,892	7,500	7,500	9,000
Contractual Services Total				9,260,168	10,077,442	12,350,776	12,720,152	13,144,703
01011000	City Manager	54100	Equipment (commodities)	0	0	500	500	500
01013000	Municipal Court	54100	Equipment (commodities)	0	1,143	1,500	1,500	1,500
01180000	Legal	54100	Equipment (commodities)	680	0	2,401	4,401	2,401
01181000	Prosecution	54100	Equipment (commodities)	0	0	271	271	271
01300000	Fire Administration	54100	Equipment (commodities)	13,398	3,394	18,000	18,000	18,000
01300302	Fire Occupational Safety	54100	Equipment (commodities)	2,475	2,408	2,500	2,500	2,500
01300303	Fire Prof. Development	54100	Equipment (commodities)	41,873	23,467	25,000	25,000	25,000
01303316	Fire Logistics Equipment	54100	Equipment (commodities)	0	99	0	0	0
01303318	EMS Training	54100	Equipment (commodities)	640	5,000	5,000	5,000	5,000
01350000	Police Administration	54100	Equipment (commodities)	100,670	66,929	65,000	65,000	75,000
01352000	Patrol Administration	54100	Equipment (commodities)	12,966	19,027	16,054	16,054	25,714
01352307	Police Patrol - Bike	54100	Equipment (commodities)	1,160	0	0	0	0
01352402	Police Patrol - K9	54100	Equipment (commodities)	4,881	1,782	0	0	0
01352404	Patrol Tactical	54100	Equipment (commodities)	7,733	3,969	0	0	0
01352407	Police Patrol - Firearms	54100	Equipment (commodities)	2,442	8,591	0	0	0
01352409	Police Patrol - Training	54100	Equipment (commodities)	366	4,762	0	0	0
01352410	Police Patrol - DPU	54100	Equipment (commodities)	0	331	0	0	0
82501001	Rec Center Facilities	54100	Equipment (commodities)	0	5,970	9,220	9,220	9,220
			Object Total	189,284	146,872	145,446	147,446	165,106
01012000	Communications	54102	Equipment - Audio & Video	2,572	241	2,000	2,000	2,000
01150012	IT Support Services	54102	Equipment - Audio & Video	64,658	459	22,000	22,000	22,000
01204000	Engineering	54102	Equipment - Audio & Video	0	0	100	100	100
			Object Total	67,230	700	24,100	24,100	24,100
01404000	Fleet	54104	Equipment - Automotive	8,399	7,761	20,000	20,000	20,000
			Object Total	8,399	7,761	20,000	20,000	20,000

ORG	ORG DESCRIPTION	OBJ	DESCRIPTION	2017 ACTUAL	2018 ACTUAL	2019 ORIGINAL BUDGET	2019 REVISED BUDGET	2020 BUDGET
01204000	Engineering	54106	Equipment - Field	833	86	500	500	500
80405000	Stormwater Administration	54106	Equipment - Field	59	159	2,400	2,400	2,400
			Object Total	892	245	2,900	2,900	2,900
01012000	Communications	54108	Equipment - Office	4,199	2,268	750	750	750
01100000	Finance	54108	Equipment - Office	1,178	0	1,000	1,000	1,000
01400000	Municipal Services Admin.	54108	Equipment - Office	0	0	1,000	1,000	1,000
80405000	Stormwater Administration	54108	Equipment - Office	328	0	1,000	1,000	1,000
			Object Total	5,705	2,268	3,750	3,750	3,750
01013000	Municipal Court	54110	Equipment - Other Minor	61	0	2,000	2,000	2,000
01100000	Finance	54110	Equipment - Other Minor	916	1,500	0	0	0
01110000	Human Resources	54110	Equipment - Other Minor	0	3,080	0	0	0
01180000	Legal	54110	Equipment - Other Minor	0	0	0	0	2,500
01201000	Community Standards	54110	Equipment - Other Minor	110	0	150	150	150
01204000	Engineering	54110	Equipment - Other Minor	0	82	500	500	500
01300000	Fire Administration	54110	Equipment - Other Minor	6,984	560	0	0	0
01301305	Fire Tech Rescue	54110	Equipment - Other Minor	6,659	10,871	12,500	12,500	12,500
01301306	Fire Haz Mat	54110	Equipment - Other Minor	985	0	1,000	1,000	1,000
01302312	Fire Education	54110	Equipment - Other Minor	299	5,190	5,000	5,000	5,000
01303316	Fire Logistics Equipment	54110	Equipment - Other Minor	69,864	68,008	65,000	65,000	65,000
01350000	Police Administration	54110	Equipment - Other Minor	9,726	25,074	30,000	30,000	30,000
01351000	Police Investigations	54110	Equipment - Other Minor	584	134	6,671	6,671	8,649
01352000	Patrol Administration	54110	Equipment - Other Minor	20,947	2,128	17,000	17,000	17,000
01352307	Police Patrol - Bike	54110	Equipment - Other Minor	6,890	56	0	0	0
01352402	Police Patrol - K9	54110	Equipment - Other Minor	1,312	2,137	0	0	0
01352403	Police Patrol - Traffic	54110	Equipment - Other Minor	140	0	0	0	0
01352404	Patrol Tactical	54110	Equipment - Other Minor	12,923	4,040	0	0	0
01352406	Police Patrol - SRO	54110	Equipment - Other Minor	80	0	0	0	0
01352407	Police Patrol - Firearms	54110	Equipment - Other Minor	1,492	1,522	0	0	0
01380000	Emergency Management	54110	Equipment - Other Minor	0	0	140	140	300
01352405	Police Patrol - ACO	54110	Equipment - Other Minor	100	359	0	0	0
01401502	Highways & Streets	54110	Equipment - Other Minor	662	1,091	2,000	2,000	2,000
01402504	Traffic	54110	Equipment - Other Minor	17,408	42,258	0	0	0
01404000	Fleet	54110	Equipment - Other Minor	262	2,360	1,500	1,500	1,500
01501000	Parks Maint. Administration	54110	Equipment - Other Minor	0	10,052	0	0	0
01501500	Parks Maint. Facilities	54110	Equipment - Other Minor	4,886	11,123	3,571	3,571	3,571
01501601	Parks Maint. Turf	54110	Equipment - Other Minor	7,086	8,630	7,780	7,780	7,841
01501602	Parks Maint. Landscape	54110	Equipment - Other Minor	2,578	2,234	2,584	2,584	2,584
01501612	Parks Building Services	54110	Equipment - Other Minor	4,851	3,789	5,500	5,500	5,500
01502000	Parks Prog. Administration	54110	Equipment - Other Minor	0	0	107	107	107
01502612	Parks & Rec - Prog Custodial	54110	Equipment - Other Minor	0	13	0	0	0
01502613	Thompson Barn	54110	Equipment - Other Minor	362	0	0	0	0
01509649	Indian Trails Pool	54110	Equipment - Other Minor	0	0	4,568	4,568	4,568
03100000	Foundation	54110	Equipment - Other Minor	0	0	0	0	0
50052000	Economic Development - NRD	54110	Equipment - Other Minor	5,700	0	0	0	0
80405500	Stormwater Maintenance	54110	Equipment - Other Minor	1,608	5,351	5,000	5,000	5,000
			Object Total	185,475	211,642	172,571	172,571	177,270
01404000	Fleet	54112	Equipment - Shop	2,672	26,043	17,000	17,000	17,000
			Object Total	2,672	26,043	17,000	17,000	17,000
01401502	Highways & Streets	54114	Equipment - Tools (hand/power)	6,830	2,979	7,000	7,000	7,000
01402504	Traffic	54114	Equipment - Tools (hand/power)	593	12,483	7,000	7,000	12,000
01403500	Facilities	54114	Equipment - Tools (hand/power)	4,350	3,768	5,000	5,000	5,000
01404000	Fleet	54114	Equipment - Tools (hand/power)	1,109	720	1,000	1,000	1,000
01501500	Parks Maint. Facilities	54114	Equipment - Tools (hand/power)	22,522	0	0	0	0
80405500	Stormwater Maintenance	54114	Equipment - Tools (hand/power)	2,441	4,742	5,000	5,000	5,000
			Object Total	37,845	24,692	25,000	25,000	30,000
01013000	Municipal Court	54150	Equipment - Computer	400	0	800	800	800
01100000	Finance	54150	Equipment - Computer	24	0	500	500	500
01150012	IT Support Services	54150	Equipment - Computer	131,751	96,930	48,000	48,000	50,000
01150014	IT Infrastructure	54150	Equipment - Computer	4,516	18,397	7,000	7,000	7,000
01180000	Legal	54150	Equipment - Computer	0	0	1,316	1,316	1,316
01181000	Prosecution	54150	Equipment - Computer	0	0	400	400	400
01204000	Engineering	54150	Equipment - Computer	0	0	100	100	100
01350000	Police Administration	54150	Equipment - Computer	47,362	53,192	60,000	91,731	60,000
01351000	Police Investigations	54150	Equipment - Computer	87	0	0	0	0
			Object Total	184,140	168,519	118,116	149,847	120,116
01150012	IT Support Services	54152	Equipment - LAN	1,202	0	15,000	15,000	2,000
01150014	IT Infrastructure	54152	Equipment - LAN	120,138	56,750	55,000	55,000	55,000
			Object Total	121,340	56,750	70,000	70,000	57,000
01150012	IT Support Services	54154	Equipment - Portable Device	13,993	19,114	500	500	15,000
01150014	IT Infrastructure	54154	Equipment - Portable Device	5,464	0	10,000	10,000	0
01204000	Engineering	54154	Equipment - Portable Device	0	0	100	100	100
			Object Total	19,457	19,114	10,600	10,600	15,100

ORG	ORG DESCRIPTION	OBJ	DESCRIPTION	2017 ACTUAL	2018 ACTUAL	2019 ORIGINAL BUDGET	2019 REVISED BUDGET	2020 BUDGET
01150012	IT Support Services	54156	Equipment - Printer Object Total	8,896 8,896	45 45	500 500	500 500	500 500
01150014	IT Infrastructure	54158	Equipment - Server Object Total	49,249 49,249	31,226 31,226	5,000 5,000	5,000 5,000	20,000 20,000
01150014	IT Infrastructure	54162	Equipment - WAN Object Total	2,470 2,470	0 0	0 0	0 0	0 0
01204000	Engineering	54200	Software	2,265	0	2,500	2,500	2,500
01350000	Police Administration	54200	Software Object Total	4,582 6,847	3,780 3,780	5,000 7,500	5,000 7,500	5,000 7,500
01013000	Municipal Court	54204	Software - Other	0	0	4,000	4,000	4,000
01204000	Engineering	54204	Software - Other	0	177	0	0	0
01400000	Municipal Services Admin.	54204	Software - Other	0	0	500	500	500
01402504	Traffic	54204	Software - Other	595	0	8,500	8,500	6,500
01404000	Fleet	54204	Software - Other	0	0	5,000	5,000	5,000
80405000	Stormwater Administration	54204	Software - Other Object Total	750 1,345	750 927	3,500 21,500	3,500 21,500	3,500 19,500
01150012	IT Support Services	54206	Software - Portable	41	224	1,000	1,000	1,000
01204000	Engineering	54206	Software - Portable Object Total	0 41	0 224	50 1,050	50 1,050	50 1,050
01150012	IT Support Services	54208	Software - Server	0	0	10,000	10,000	10,000
01150013	IT Data Analytics	54208	Software - Server	4,827	3,600	12,000	12,000	5,000
01150014	IT Infrastructure	54208	Software - Server Object Total	82,093 86,920	15,675 19,275	30,000 52,000	30,000 52,000	20,000 35,000
01100000	Finance	54212	Software - Personal Computer	0	0	1,000	1,000	1,000
01150012	IT Support Services	54212	Software - Personal Computer	33,559	40,038	25,000	25,000	40,000
01150014	IT Infrastructure	54212	Software - Personal Computer	0	0	16,000	16,000	0
01200000	CD Administration	54212	Software - Personal Computer Object Total	159 33,718	0 40,038	50,550 92,550	50,550 92,550	25,550 66,550
01200000	CD Administration	54300	Supplies	519	230	5,775	5,775	0
01201000	Community Standards	54300	Supplies	40	150	250	250	250
01202000	Building Inspection	54300	Supplies	0	0	250	250	250
01204000	Engineering	54300	Supplies	10	0	2,500	2,500	0
01300000	Fire Administration	54300	Supplies	92	0	0	0	0
01302310	Fire Prevention	54300	Supplies	7,064	2,387	2,000	2,000	2,000
01302311	Fire Investigation	54300	Supplies	2,175	2,396	2,000	2,000	2,000
01302312	Fire Education	54300	Supplies	1,020	390	7,000	7,000	7,000
01350000	Police Administration	54300	Supplies	22,438	28,186	35,000	35,000	35,000
01351000	Police Investigations	54300	Supplies	0	0	0	0	7,000
01406000	Parking Structure	54300	Supplies	0	0	15,000	15,000	15,000
01500000	Parks & Rec. Administration	54300	Supplies	0	0	1,500	1,500	1,500
02100000	Endowment	54300	Supplies	79	0	0	0	0
01501612	Parks Building Services	54300	Supplies	23,530	24,049	24,100	24,100	52,515
01502613	Thompson Barn	54300	Supplies	10,071	7,738	10,000	10,000	10,000
01503625	Spinach Festival	54300	Supplies	93	80	0	0	0
01502653	Parks Prog. NGA	54300	Supplies	0	1,065	1,676	1,676	1,676
01503615	BBQ	54300	Supplies Object Total	221 67,352	249 66,920	0 107,051	0 107,051	0 134,191
01401501	Snow	54302	Supplies - Aggregates	92,034	156,100	280,000	280,000	310,000
01401502	Highways & Streets	54302	Supplies - Aggregates Object Total	10,337 102,371	7,780 163,880	18,000 298,000	18,000 298,000	18,000 328,000
01352000	Patrol Administration	54303	Supplies - Ammunition Object Total	83,050 83,050	66,576 66,576	74,910 74,910	74,910 74,910	80,000 80,000
01401502	Highways & Streets	54304	Supplies - Asphalt	209,589	151,513	221,000	221,000	221,000
80405500	Stormwater Maintenance	54304	Supplies - Asphalt Object Total	392 209,981	0 151,513	2,000 223,000	2,000 223,000	2,000 223,000
01401502	Highways & Streets	54306	Supplies - Asphalt Release Object Total	10,858 10,858	4,743 4,743	11,000 11,000	11,000 11,000	11,000 11,000
82509661	Rec Center Pools	54308	Chemicals Object Total	0 0	0 0	39,000 39,000	39,000 39,000	39,000 39,000
01150012	IT Support Services	54310	Supplies - Computer	0	0	300	300	300
01150014	IT Infrastructure	54310	Supplies - Computer Object Total	24 24	0 0	100 400	100 400	100 400
01150012	IT Support Services	54311	Supplies - Mobile Device Object Total	27 27	5,261 5,261	14,000 14,000	14,000 14,000	14,000 14,000

ORG	ORG DESCRIPTION	OBJ	DESCRIPTION	2017 ACTUAL	2018 ACTUAL	2019 ORIGINAL BUDGET	2019 REVISED BUDGET	2020 BUDGET
01401502	Highways & Streets	54312	Supplies - Concrete	2,442	2,806	15,000	15,000	15,000
80405500	Stormwater Maintenance	54312	Supplies - Concrete	9,646	13,910	18,000	18,000	18,000
			Object Total	12,088	16,716	33,000	33,000	33,000
01401502	Highways & Streets	54314	Supplies - Crack Seal	0	40,954	77,000	77,000	77,000
			Object Total	0	40,954	77,000	77,000	77,000
80405500	Stormwater Maintenance	54316	Supplies - Erosion Control	388	1,089	2,000	2,000	2,000
			Object Total	388	1,089	2,000	2,000	2,000
01303500	Fire Logistics Facilities	54318	Supplies - Facilities	23,031	20,644	26,000	26,000	26,000
01403500	Facilities	54318	Supplies - Facilities	76,128	88,784	95,000	95,000	105,000
01500000	Parks & Rec. Administration	54318	Supplies - Facilities	0	0	11	11	11
01501612	Parks Building Services	54318	Supplies - Facilities	7,620	6,946	8,000	8,000	0
82502659	Rec Center Building Services	54318	Supplies - Facilities	5,474	8,455	7,000	7,000	7,000
			Object Total	112,253	124,829	136,011	136,011	138,011
01202000	Building Inspection	54320	Supplies - Field	282	379	0	0	0
01204000	Engineering	54320	Supplies - Field	1,131	859	0	0	1,000
01401502	Highways & Streets	54320	Supplies - Field	1,039	375	1,500	1,500	1,500
80405000	Stormwater Administration	54320	Supplies - Field	14	0	0	0	0
			Object Total	2,466	1,613	1,500	1,500	2,500
01401502	Highways & Streets	54322	Supplies - Ground	3,867	2,799	7,550	7,550	7,550
01501601	Parks Maint. Turf	54322	Supplies - Ground	79,802	100,205	102,055	102,055	109,315
01501602	Parks Maint. Landscape	54322	Supplies - Ground	41,069	37,839	41,561	41,561	41,561
01501612	Parks Building Services	54322	Supplies - Ground	20,118	20,263	20,415	20,415	0
01502612	Parks & Rec - Prog Custodial	54322	Supplies - Ground	0	143	0	0	0
01502613	Thompson Barn	54322	Supplies - Ground	1,456	9,723	8,738	8,738	8,738
01503615	BBQ	54322	Supplies - Ground	7,644	5,628	3,443	3,443	3,443
01503616	Chili Challenge	54322	Supplies - Ground	328	138	2,000	2,000	2,000
01503619	Enchanted Forest	54322	Supplies - Ground	4,249	5,360	2,882	2,882	2,882
01503620	Freedom Run	54322	Supplies - Ground	0	0	3,000	3,000	3,000
01503625	Spinach Festival	54322	Supplies - Ground	210	217	1,734	1,734	1,734
01509647	Ad Astra Pool	54322	Supplies - Ground	22,684	23,606	24,126	24,126	0
01509648	Flat Rock Creek Pool	54322	Supplies - Ground	20,093	20,404	17,611	17,611	17,611
01509649	Indian Trails Pool	54322	Supplies - Ground	31,982	27,957	23,691	23,691	23,691
28500652	Legler Barn	54322	Supplies - Ground	0	0	1,266	1,266	0
43501706	Street Tree Zone 1	54322	Supplies - Ground	788	572	10,000	10,000	10,000
44501707	Street Tree Zone 2	54322	Supplies - Ground	38,590	26,240	45,000	35,000	50,000
45501708	Street Tree Zone 3	54322	Supplies - Ground	50,653	47,930	30,000	35,000	30,000
			Object Total	323,533	329,024	345,072	340,072	311,525
01401502	Highways & Streets	54324	Supplies - Herbicides	5,377	4,737	5,100	5,100	5,100
80405500	Stormwater Maintenance	54324	Supplies - Herbicides	4,455	3,875	6,000	6,000	6,000
			Object Total	9,832	8,612	11,100	11,100	11,100
01401502	Highways & Streets	54326	Supplies - Iron/Steel	112	1,369	1,250	1,250	1,250
01402504	Traffic	54326	Supplies - Iron/Steel	58,079	16,889	60,000	60,000	60,000
01404000	Fleet	54326	Supplies - Iron/Steel	4,624	6,671	8,000	8,000	8,000
80405500	Stormwater Maintenance	54326	Supplies - Iron/Steel	401	2,509	2,500	2,500	2,500
			Object Total	63,216	27,438	71,750	71,750	71,750
01401502	Highways & Streets	54328	Supplies - Lumber	181	575	3,000	3,000	3,000
80405500	Stormwater Maintenance	54328	Supplies - Lumber	127	938	1,400	1,400	1,400
			Object Total	308	1,513	4,400	4,400	4,400
01401501	Snow	54329	Supplies - Magnesium Chloride	26,453	48,289	50,000	50,000	50,000
			Object Total	26,453	48,289	50,000	50,000	50,000
01110000	Human Resources	54330	Supplies - Medical (disposable)	320	0	750	750	0
01200000	CD Administration	54330	Supplies - Medical (disposable)	180	0	0	0	0
01303318	EMS Training	54330	Supplies - Medical (disposable)	2,183	6,943	6,000	6,000	6,000
01350000	Police Administration	54330	Supplies - Medical (disposable)	5,094	3,990	5,000	5,000	5,000
01352000	Patrol Administration	54330	Supplies - Medical (disposable)	2,313	1,276	2,500	2,500	2,500
01401502	Highways & Streets	54330	Supplies - Medical (disposable)	0	0	200	200	200
01404000	Fleet	54330	Supplies - Medical (disposable)	0	0	100	100	100
01501000	Parks Maint. Administration	54330	Supplies - Medical (disposable)	810	889	1,789	1,789	1,789
01509647	Ad Astra Pool	54330	Supplies - Medical (disposable)	1,900	0	8,770	8,770	0
01509648	Flat Rock Creek Pool	54330	Supplies - Medical (disposable)	1,900	0	1,266	1,266	1,266
01509649	Indian Trails Pool	54330	Supplies - Medical (disposable)	3,782	0	7,657	7,657	7,657
			Object Total	18,482	13,098	34,032	34,032	24,512
01303318	EMS Training	54332	Supplies - Medical (durable)	4,662	4,177	6,000	16,000	6,000
			Object Total	4,662	4,177	6,000	16,000	6,000
01350000	Police Administration	54334	Supplies - Motor Vehicle	1,080	0	0	0	0
01401502	Highways & Streets	54334	Supplies - Motor Vehicle	0	0	600	600	600
01402504	Traffic	54334	Supplies - Motor Vehicle	40	0	0	0	0
01404000	Fleet	54334	Supplies - Motor Vehicle	344,294	369,350	330,000	330,000	330,000

ORG	ORG DESCRIPTION	OBJ	DESCRIPTION	2017 ACTUAL	2018 ACTUAL	2019 ORIGINAL BUDGET	2019 REVISED BUDGET	2020 BUDGET
01500000	Parks & Rec. Administration	54334	Supplies - Motor Vehicle	0	0	88	88	88
01501000	Parks Maint. Administration	54334	Supplies - Motor Vehicle	0	0	72	72	0
80405500	Stormwater Maintenance	54334	Supplies - Motor Vehicle	56	198	0	0	0
			Object Total	345,470	369,548	330,760	330,760	330,688
01010000	Governing Body	54336	Supplies - Office	90	285	500	500	500
01010004	Vision 2040	54336	Supplies - Office	0	487	0	0	0
01011000	City Manager	54336	Supplies - Office	1,474	478	1,000	1,000	1,200
01012000	Communications	54336	Supplies - Office	1,284	340	1,100	1,100	500
01012002	Civic Center Celebration	54336	Supplies - Office	433	0	0	0	0
01013000	Municipal Court	54336	Supplies - Office	3,538	5,491	4,224	4,224	4,224
01014000	City Clerk	54336	Supplies - Office	245	340	500	500	0
01015000	Public Market	54336	Supplies - Office	71	0	0	0	0
01100000	Finance	54336	Supplies - Office	6,422	6,276	10,000	10,000	10,000
01110000	Human Resources	54336	Supplies - Office	2,802	888	3,000	3,000	3,000
01150000	IT Administration	54336	Supplies - Office	57	10	300	300	300
01150012	IT Support Services	54336	Supplies - Office	36	26	500	500	500
01150013	IT Data Analytics	54336	Supplies - Office	70	5	0	0	0
01180000	Legal	54336	Supplies - Office	1,087	3,940	4,754	4,754	4,754
01181000	Prosecution	54336	Supplies - Office	300	10	448	448	448
01200000	CD Administration	54336	Supplies - Office	3,858	5,120	0	0	5,000
01201000	Community Standards	54336	Supplies - Office	28	0	0	0	0
01202000	Building Inspection	54336	Supplies - Office	36	0	0	0	0
01203000	Land Use	54336	Supplies - Office	57	0	1,000	1,000	1,000
01204000	Engineering	54336	Supplies - Office	0	0	0	0	500
01300000	Fire Administration	54336	Supplies - Office	4,224	3,649	7,500	7,500	7,500
01350000	Police Administration	54336	Supplies - Office	4,834	11,179	35,000	35,000	25,000
01351000	Police Investigations	54336	Supplies - Office	0	808	0	0	0
01352000	Patrol Administration	54336	Supplies - Office	0	444	0	0	0
01380000	Emergency Management	54336	Supplies - Office	0	0	1,000	1,000	1,000
01400000	Municipal Services Admin.	54336	Supplies - Office	1,165	1,659	6,000	6,000	6,000
01401502	Highways & Streets	54336	Supplies - Office	181	148	500	500	500
01402504	Traffic	54336	Supplies - Office	52	18	500	500	500
01403500	Facilities	54336	Supplies - Office	0	17	0	0	0
01404000	Fleet	54336	Supplies - Office	88	244	400	400	400
01500000	Parks & Rec. Administration	54336	Supplies - Office	886	507	698	698	698
01501000	Parks Maint. Administration	54336	Supplies - Office	0	0	108	108	0
01502000	Parks Prog. Administration	54336	Supplies - Office	1,081	775	3,192	3,192	3,192
01502612	Parks & Rec - Prog Custodial	54336	Supplies - Office	0	328	0	0	0
01504629	Senior Programs	54336	Supplies - Office	0	14	0	0	0
01506655	Art & Wine Fair	54336	Supplies - Office	0	0	150	150	150
01509647	Ad Astra Pool	54336	Supplies - Office	1,178	0	89	89	0
01509648	Flat Rock Creek Pool	54336	Supplies - Office	1,178	0	30	30	30
01509649	Indian Trails Pool	54336	Supplies - Office	1,178	65	166	166	166
28500652	Legler Barn	54336	Supplies - Office	0	0	947	947	0
80405000	Stormwater Administration	54336	Supplies - Office	28	2,198	0	0	0
80405500	Stormwater Maintenance	54336	Supplies - Office	0	24	0	0	0
82500001	Rec Center Administration	54336	Supplies - Office	3,829	1,524	0	0	0
82500008	Rec Center Customer Service	54336	Supplies - Office	0	227	0	0	0
82501001	Rec Center Facilities	54336	Supplies - Office	132	0	0	0	0
82510000	Rec Center Fitness	54336	Supplies - Office	0	17	0	0	0
			Object Total	41,922	47,541	83,606	83,606	77,062
01401502	Highways & Streets	54338	Supplies - Oil Tack	5,709	5,712	9,000	9,000	9,000
			Object Total	5,709	5,712	9,000	9,000	9,000
01011000	City Manager	54340	Supplies - Operational	0	0	300	300	300
01015000	Public Market	54340	Supplies - Operational	6,884	1,498	7,500	7,500	7,500
01150000	IT Administration	54340	Supplies - Operational	0	60	0	0	0
01150014	IT Infrastructure	54340	Supplies - Operational	0	0	200	200	200
01350000	Police Administration	54340	Supplies - Operational	1,002	891	4,000	4,000	0
01352000	Patrol Administration	54340	Supplies - Operational	0	0	0	0	0
01401502	Highways & Streets	54340	Supplies - Operational	0	10	0	0	0
01402503	Street Lights	54340	Supplies - Operational	74,582	49,015	85,000	85,000	85,000
01402504	Traffic	54340	Supplies - Operational	95,671	37,143	100,000	100,000	100,000
01500000	Parks & Rec. Administration	54340	Supplies - Operational	658	1,494	1,136	1,136	1,136
01501000	Parks Maint. Administration	54340	Supplies - Operational	16,757	13,285	19,921	19,921	20,101
01501500	Parks Maint. Facilities	54340	Supplies - Operational	93,020	88,622	95,185	95,185	95,185
01501612	Parks Building Services	54340	Supplies - Operational	4,511	9,570	8,740	8,740	8,740
01502000	Parks Prog. Administration	54340	Supplies - Operational	557	406	1,084	1,084	6,084
01502613	Thompson Barn	54340	Supplies - Operational	11,023	11,516	11,492	11,492	11,492
01502614	Parks Prog. Other	54340	Supplies - Operational	2,023	8,157	10,000	10,000	0
01503610	Farmers Market	54340	Supplies - Operational	0	3,587	1,250	1,250	1,250
01503615	BBQ	54340	Supplies - Operational	18,832	28,961	27,544	27,544	27,544
01503616	Chili Challenge	54340	Supplies - Operational	14,834	20,530	15,299	15,299	15,299
01503617	Community Days	54340	Supplies - Operational	0	51	807	807	807
01503618	Cupids Gem	54340	Supplies - Operational	376	82	150	150	150
01503619	Enchanted Forest	54340	Supplies - Operational	2675	447	0	0	0
01503620	Freedom Run	54340	Supplies - Operational	16,834	17,139	13,690	13,690	13,690
01503621	Holiday Lights	54340	Supplies - Operational	74	98	1,200	1,200	1,200

ORG	ORG DESCRIPTION	OBJ	DESCRIPTION	2017 ACTUAL	2018 ACTUAL	2019 ORIGINAL BUDGET	2019 REVISED BUDGET	2020 BUDGET
01503623	Other Events	54340	Supplies - Operational	3,124	3,314	6,532	6,532	4,996
01503624	Bike Ride	54340	Supplies - Operational	1,082	822	1,500	1,500	1,500
01503625	Spinach Festival	54340	Supplies - Operational	2,840	1,080	3,156	3,156	3,156
01503626	Senior Banquet	54340	Supplies - Operational	37	0	2,325	2,325	2,325
01503627	Tails on Trails	54340	Supplies - Operational	351	298	600	600	600
01503656	Bridal Show	54340	Supplies - Operational	0	504	500	500	500
01504628	Adult Fitness	54340	Supplies - Operational	0	264	1,197	1,197	1,197
01504629	Senior Programs	54340	Supplies - Operational	189	0	4,791	4,791	4,791
01504630	Adult Sports	54340	Supplies - Operational	2,113	1,401	3,500	3,500	3,500
01504632	Parks & Recreation - Other	54340	Supplies - Operational	0	6,042	0	0	0
01505634	Youth Sports	54340	Supplies - Operational	4,267	9,214	5,000	5,000	8,405
01505635	Arts & Crafts	54340	Supplies - Operational	425	121	2,846	2,846	2,846
01505636	Camps & Shows	54340	Supplies - Operational	0	1,032	7,300	7,300	7,300
01506637	Arts Council	54340	Supplies - Operational	1,535	636	2,625	2,625	2,625
01506638	Prog Cook	54340	Supplies - Operational	25	16	250	250	250
01506640	Prog Dance	54340	Supplies - Operational	4,987	55	0	0	0
01506654	Get Outdoors	54340	Supplies - Operational	460	422	1,750	1,750	1,750
01506655	Art & Wine Fair	54340	Supplies - Operational	894	1,710	5,050	5,050	5,050
01507642	Programs - Nature	54340	Supplies - Operational	1,522	2,476	12,935	12,935	12,935
01507643	Community Gardens	54340	Supplies - Operational	271	486	1,000	1,000	1,000
01508645	Tennis	54340	Supplies - Operational	854	0	1,200	1,200	1,200
01509646	Swimming Pools	54340	Supplies - Operational	2,370	9,107	3,100	3,100	3,100
01509647	Ad Astra Pool	54340	Supplies - Operational	435	877	783	783	0
01509648	Flat Rock Creek Pool	54340	Supplies - Operational	524	1,098	4,809	4,809	4,809
01509649	Indian Trails Pool	54340	Supplies - Operational	1,313	1,647	2,084	2,084	2,084
01509651	Swim Team	54340	Supplies - Operational	1,756	8,571	2,009	2,009	2,009
28500652	Legler Barn	54340	Supplies - Operational	0	0	187	187	2,400
80405000	Stormwater Administration	54340	Supplies - Operational	0	26	0	0	0
80405500	Stormwater Maintenance	54340	Supplies - Operational	6,613	7,579	9,000	9,000	9,000
82500001	Rec Center Administration	54340	Supplies - Operational	0	0	0	0	17,000
82500008	Rec Center Customer Service	54340	Supplies - Operational	0	2,058	5,000	5,000	5,000
82502659	Rec Center Building Services	54340	Supplies - Operational	12,539	24,846	28,000	28,000	28,000
82503000	Rec Center Rentals & Events	54340	Supplies - Operational	2,435	11,212	5,000	5,000	18,400
82506000	Rec Center Enrichment	54340	Supplies - Operational	1,996	3,789	8,750	8,750	8,750
82506636	Rec Center Camps	54340	Supplies - Operational	0	4,569	22,000	22,000	23,000
82506641	Rec Center Dance	54340	Supplies - Operational	0	2,415	7,000	7,000	10,580
82508660	Rec Center Sports	54340	Supplies - Operational	1,421	9,754	10,000	10,000	10,000
82509661	Rec Center Pools	54340	Supplies - Operational	29,176	37,168	10,000	10,000	10,000
82510000	Rec Center Fitness	54340	Supplies - Operational	4,430	16,512	12,690	12,690	12,690
			Object Total	450,297	463,683	598,967	598,967	628,426
01010000	Governing Body	54342	Supplies - Other/misc	401	248	0	0	0
01011000	City Manager	54342	Supplies - Other/misc	714	158	300	300	300
01012000	Communications	54342	Supplies - Other/misc	498	0	800	800	500
01013000	Municipal Court	54342	Supplies - Other/misc	620	1,507	2,280	2,280	2,280
01014000	City Clerk	54342	Supplies - Other/misc	110	510	0	0	0
01015000	Public Market	54342	Supplies - Other/misc	58	715	0	0	0
01030000	Non-departmental	54342	Supplies - Other/misc	0	0	0	59,695	3,000
01100000	Finance	54342	Supplies - Other/misc	662	794	0	0	0
01110000	Human Resources	54342	Supplies - Other/misc	95	0	0	0	0
01150000	IT Administration	54342	Supplies - Other/misc	309	403	1,000	1,000	1,000
01180000	Legal	54342	Supplies - Other/misc	410	0	250	250	250
01200000	CD Administration	54342	Supplies - Other/misc	266	0	0	0	775
01202000	Building Inspection	54342	Supplies - Other/misc	1	0	0	0	0
01204000	Engineering	54342	Supplies - Other/misc	0	87	0	0	500
01303314	Fire Logistics Vehicles	54342	Supplies - Other/misc	38	34	1,500	1,500	1,500
01350000	Police Administration	54342	Supplies - Other/misc	140	29	0	0	0
01350401	Police Towers	54342	Supplies - Other/misc	0	5,972	7,020	7,020	7,020
01351000	Police Investigations	54342	Supplies - Other/misc	0	5,262	7,000	7,000	0
01352000	Patrol Administration	54342	Supplies - Other/misc	12,471	23,675	75,000	75,000	70,000
01352011	Police Patrol - Recruiting	54342	Supplies - Other/misc	207	0	0	0	0
01352307	Police Patrol - Bike	54342	Supplies - Other/misc	346	0	0	0	0
01352402	Police Patrol - K9	54342	Supplies - Other/misc	1,781	686	0	0	0
01352403	Police Patrol - Traffic	54342	Supplies - Other/misc	404	0	0	0	0
01352404	Patrol Tactical	54342	Supplies - Other/misc	2,905	813	0	0	0
01352405	Police Patrol - ACO	54342	Supplies - Other/misc	64	0	0	0	0
01352406	Police Patrol - SRO	54342	Supplies - Other/misc	43	15	0	0	0
01352407	Police Patrol - Firearms	54342	Supplies - Other/misc	410	20	0	0	0
01352408	Police Patrol - Comm Policing	54342	Supplies - Other/misc	2,921	0	0	0	0
01352409	Police Patrol - Training	54342	Supplies - Other/misc	45	40	0	0	0
01401502	Highways & Streets	54342	Supplies - Other/misc	4,590	3,244	11,700	11,700	11,700
01402504	Traffic	54342	Supplies - Other/misc	21,307	5,912	23,000	23,000	20,000
01403500	Facilities	54342	Supplies - Other/misc	526	101	500	500	500
01404000	Fleet	54342	Supplies - Other/misc	4,199	10,742	7,000	7,000	7,000
01500000	Parks & Rec. Administration	54342	Supplies - Other/misc	0	0	88	88	88
01501500	Parks Maint. Facilities	54342	Supplies - Other/misc	0	48	0	0	0
01501602	Parks Maint. Landscape	54342	Supplies - Other/misc.	261	0	0	0	0
01502000	Parks Prog. Administration	54342	Supplies - Other/misc.	17,684	0	0	0	0
01502613	Thompson Barn	54342	Supplies - Other/misc	322	54	0	0	0
01503616	Chili Challenge	54342	Supplies - Other/misc	1,252	0	0	0	0

ORG	ORG DESCRIPTION	OBJ	DESCRIPTION	2017 ACTUAL	2018 ACTUAL	2019 ORIGINAL BUDGET	2019 REVISED BUDGET	2020 BUDGET
01503615	BBQ	54342	Supplies - Other/misc.	0	25	5,300	5,300	5,300
01503623	Other Events	54342	Supplies - Other/misc	352	0	0	0	0
01503625	Spinach Festival	54342	Supplies - Other/misc	2,666	2,107	1,600	1,600	1,600
01504628	Adult Fitness	54342	Supplies - Other/misc	147	55	0	0	0
01504629	Senior Programs	54342	Supplies - Other/misc	0	168	0	0	0
01504631	Adult Trips	54342	Supplies - Other/misc	20	82	800	800	800
01505636	Camps & Shows	54342	Supplies - Other/misc	681	0	450	450	450
01506637	Arts Council	54342	Supplies - Other/misc	0	0	0	0	0
01506655	Art & Wine Fair	54342	Supplies - Other/misc	8,893	1,579	4,067	4,067	4,067
01507642	Programs - Nature	54342	Supplies - Other/misc	0	275	0	0	0
01509646	Swimming Pools	54342	Supplies - Other/misc	18	110	0	0	0
01509647	Ad Astra Pool	54342	Supplies - Other/misc	0	89	0	0	0
01509651	Swim Team	54342	Supplies - Other/misc	436	0	0	0	0
02100000	Endowment	54342	Supplies - Other/misc	716	0	0	0	0
03100000	Foundation	54342	Supplies - Other/misc	0	3,464	0	0	0
26350000	Drug & Alcohol Awareness	54342	Supplies - Other/misc	34,452	30,062	36,000	36,000	30,000
41501710	PRIF Zone 2	54342	Supplies - Other/misc	9,902	0	0	0	0
80405500	Stormwater Maintenance	54342	Supplies - Other/misc	9,688	8,397	12,000	12,000	12,000
82500001	Rec Center Administration	54342	Supplies - Other/misc	2,238	3,983	0	0	0
82500008	Rec Center Customer Service	54342	Supplies - Other/misc	0	185	0	0	0
82501001	Rec Center Facilities	54342	Supplies - Other/misc	21,906	23,188	0	0	25,000
82509661	Rec Center Pools	54342	Supplies - Other/misc	6,484	421	0	0	0
			Object Total	174,659	135,259	197,655	257,350	205,630
80405500	Stormwater Maintenance	54344	Supplies - Pipe	7,505	4,547	9,000	9,000	9,000
			Object Total	7,505	4,547	9,000	9,000	9,000
80405500	Stormwater Maintenance	54346	Supplies - Plant Materials	2,312	3,782	4,000	4,000	4,000
			Object Total	2,312	3,782	4,000	4,000	4,000
01401502	Highways & Streets	54348	Supplies - Propane	3,776	2,020	6,000	6,000	6,000
			Object Total	3,776	2,020	6,000	6,000	6,000
80405500	Stormwater Maintenance	54350	Supplies - Rock	861	1,889	5,000	5,000	5,000
			Object Total	861	1,889	5,000	5,000	5,000
01401502	Highways & Streets	54352	Supplies - Soil	0	0	1,200	1,200	1,200
80405500	Stormwater Maintenance	54352	Supplies - Soil	1,153	1,219	2,000	2,000	2,000
			Object Total	1,153	1,219	3,200	3,200	3,200
80405000	Stormwater Administration	54356	Supplies - Stormwater	45	2,537	15,000	15,000	15,000
80405500	Stormwater Maintenance	54356	Supplies - Stormwater	19,274	17,401	20,000	20,000	20,000
			Object Total	19,319	19,938	35,000	35,000	35,000
01401502	Highways & Streets	54358	Supplies - Street	2,122	6,624	18,000	18,000	18,000
			Object Total	2,122	6,624	18,000	18,000	18,000
01011000	City Manager	54405	Books/Videos	0	0	100	100	100
01012000	Communications	54405	Books/Videos	0	0	300	300	0
01100000	Finance	54405	Books/Videos	0	0	500	500	500
01110000	Human Resources	54405	Books/Videos	82	67	350	350	350
01180000	Legal	54405	Books/Videos	20	539	1,416	1,416	1,416
01181000	Prosecution	54405	Books/Videos	0	0	180	180	180
01200000	CD Administration	54405	Books/Videos	0	30	0	0	0
01202000	Building Inspection	54405	Books/Videos	4,963	1,868	6,000	6,000	6,000
01203000	Land Use	54405	Books/Videos	0	20	0	0	0
01204000	Engineering	54405	Books/Videos	0	2,245	0	0	0
01350000	Police Administration	54405	Books/Videos	0	804	2,000	2,000	2,500
01404000	Fleet	54405	Books/Videos	34	160	750	750	750
			Object Total	5,099	5,733	11,596	11,596	11,796
01011000	City Manager	54407	Learning About Lenexa	3,429	2,248	3,000	3,000	3,000
			Object Total	3,429	2,248	3,000	3,000	3,000
01204000	Engineering	54420	Fuel	0	101	0	0	0
01404000	Fleet	54420	Fuel	342,256	415,810	610,000	610,000	610,000
			Object Total	342,256	415,911	610,000	610,000	610,000
01013000	Municipal Court	54425	Furniture	2,131	737	500	500	500
01150012	IT Support Services	54425	Furniture	1,068	0	0	0	0
01200000	CD Administration	54425	Furniture	0	2,098	0	10,000	0
01303500	Fire Logistics Facilities	54425	Furniture	5,713	5,940	3,000	3,000	6,000
01350000	Police Administration	54425	Furniture	1,868	8,702	10,000	10,000	7,500
01351000	Police Investigations	54425	Furniture	0	0	4,000	4,000	0
01100000	Finance	54425	Furniture	3,205	4,046	0	0	0
			Object Total	13,985	21,523	17,500	27,500	14,000
01015000	Public Market	54430	Merchandise for Resale	6,609	11,116	0	0	0
01503610	Farmers Market	54430	Merchandise for Resale	0	0	5,000	5,000	5,000
01503615	BBQ	54430	Merchandise for Resale	7,073	13,299	18,097	18,097	13,097

ORG	ORG DESCRIPTION	OBJ	DESCRIPTION	2017 ACTUAL	2018 ACTUAL	2019 ORIGINAL BUDGET	2019 REVISED BUDGET	2020 BUDGET
01503616	Chili Challenge	54430	Merchandise for Resale	7,346	5,069	3,173	3,173	3,173
01503625	Spinach Festival	54430	Merchandise for Resale	2,308	3,088	5,444	5,444	5,444
01506655	Art & Wine Fair	54430	Merchandise for Resale	3,523	3,612	5,200	5,200	5,200
01509646	Swimming Pools	54430	Merchandise for Resale	0	0	1,500	1,500	1,500
01509647	Ad Astra Pool	54430	Merchandise for Resale	2,824	2,774	8,599	8,599	0
01509648	Flat Rock Creek Pool	54430	Merchandise for Resale	3,220	3,192	4,857	4,857	4,857
01509649	Indian Trails Pool	54430	Merchandise for Resale	7,278	6,044	10,554	10,554	10,554
01509651	Swim Team	54430	Merchandise for Resale	0	0	1,387	1,387	1,387
82500001	Rec Center Administration	54430	Merchandise for Resale	2,521	1,520	27,750	27,750	10,750
82506641	Rec Center Dance	54430	Merchandise for Resale	0	0	0	0	5,000
82508660	Rec Center Sports	54342	Merchandise for Resale	0	0	0	0	1,800
			Object Total	42,702	49,714	91,561	91,561	67,762
01010000	Governing Body	54432	Recognition	3,027	1,902	3,500	3,500	4,000
01012000	Communications	54432	Recognition	304	464	520	520	520
01011000	City Manager	54432	Recognition	0	0	500	500	500
01110000	Human Resources	54432	Recognition	8,887	10,854	10,000	10,000	10,000
01200000	CD Administration	54432	Recognition	306	227	500	500	500
01203000	Land Use	54432	Recognition	0	-40	0	0	0
01204000	Engineering	54432	Recognition	54	0	0	0	0
01400000	Municipal Services Admin.	54432	Recognition	596	314	2,000	2,000	2,000
			Object Total	13,174	13,721	17,020	17,020	17,520
01100000	Finance	54434	Recognition - Events	0	231	0	0	0
01110000	Human Resources	54434	Recognition - Events	19,769	10,010	10,250	10,250	15,000
01204000	Engineering	54434	Recognition - Events	0	0	250	250	250
			Object Total	19,769	10,241	10,500	10,500	15,250
01010000	Governing Body	54442	Uniforms	0	674	1,000	1,000	1,000
01012000	Communications	54442	Uniforms	0	0	400	400	400
01013000	Municipal Court	54442	Uniforms	397	238	700	700	700
01110000	Human Resources	54442	Uniforms	0	0	0	0	0
01200000	CD Administration	54442	Uniforms	-40	264	0	0	0
01201000	Community Standards	54442	Uniforms	286	225	750	750	750
01202000	Building Inspection	54442	Uniforms	1,123	1,194	3,000	3,000	3,000
01203000	Land Use	54442	Uniforms	35	0	250	250	250
01204000	Engineering	54442	Uniforms	659	2,231	3,000	3,000	3,000
01303316	Fire Logistics Equipment	54442	Uniforms	146,368	119,207	135,000	178,056	140,000
01350000	Police Administration	54442	Uniforms	25,922	62,692	40,103	40,103	45,123
01351000	Police Investigations	54442	Uniforms	3,341	3,141	3,694	3,694	4,000
01352000	Patrol Administration	54442	Uniforms	36,194	57,337	40,000	40,000	50,000
01352011	Police Patrol - Recruiting	54442	Uniforms	0	38	0	0	0
01352307	Police Patrol - Bike	54442	Uniforms	3,396	130	0	0	0
01352402	Police Patrol - K9	54442	Uniforms	1,369	190	0	0	0
01352403	Police Patrol - Traffic	54442	Uniforms	94	248	0	0	0
01352404	Patrol Tactical	54442	Uniforms	15,779	6,054	0	0	0
01352405	Police Patrol - ACO	54442	Uniforms	267	604	0	0	0
01352407	Police Patrol - Firearms	54442	Uniforms	1,081	840	0	0	0
01352410	Police Patrol - DPU	54442	Uniforms	0	437	0	0	0
01380000	Emergency Management	54442	Uniforms	0	0	325	325	325
01352406	Police Patrol - SRO	54442	Uniforms	0	830	0	0	0
01352408	Police Patrol - Comm Policing	54442	Uniforms	1,323	696	0	0	0
01352409	Police Patrol - Training	54442	Uniforms	355	0	0	0	0
01403500	Facilities	54442	Uniforms	122	0	0	0	0
01404000	Fleet	54442	Uniforms	48	0	0	0	0
01500000	Parks & Rec. Administration	54442	Uniforms	0	597	1,363	1,363	1,363
01501000	Parks Maint. Administration	54442	Uniforms	0	0	550	550	12120
01501612	Parks Building Services	54442	Uniforms	3,264	2,536	5,078	5,078	5,078
01502000	Parks Prog. Administration	54442	Uniforms	1,659	2,641	2,575	2,575	7,575
01502613	Thompson Barn	54442	Uniforms	624	44	300	300	300
01503610	Farmers Market	54442	Uniforms	0	0	100	100	100
01509647	Ad Astra Pool	54442	Uniforms	1,023	1,497	1,497	1,497	0
01509648	Flat Rock Creek Pool	54442	Uniforms	1,173	1,117	1,117	1,117	1,117
01509649	Indian Trails Pool	54442	Uniforms	1,436	2,220	2,505	2,505	2,505
80405000	Stormwater Administration	54442	Uniforms	109	284	0	0	0
82500001	Rec Center Administration	54442	Uniforms	7,987	22,068	8,000	8,000	8,000
82501001	Rec Center Facilities	54442	Uniforms	0	0	600	600	600
82502659	Rec Center Building Services	54442	Uniforms	0	144	1,500	1,500	1,500
82506636	Rec Center Camps	54442	Uniforms	0	2,027	1,000	1,000	1,500
82509661	Rec Center Pools	54442	Uniforms	844	2,059	5,925	5,925	5,925
			Object Total	256,238	294,504	260,332	303,388	296,231
01202000	Building Inspection	54444	Uniforms - Boots	1,047	366	0	0	0
01204000	Engineering	54444	Uniforms - Boots	1,931	712	0	0	0
01401502	Highways & Streets	54444	Uniforms - Boots	2,549	2,549	3,500	3,500	3,500
01402504	Traffic	54444	Uniforms - Boots	680	650	1,000	1,000	1,000
01403500	Facilities	54444	Uniforms - Boots	865	636	1,000	1,000	1,000
01404000	Fleet	54444	Uniforms - Boots	988	917	1,400	1,400	1,400
01501000	Parks Maint. Administration	54444	Uniforms - Boots	19,538	17,170	17,120	17,120	5,000
01501612	Parks Building Services	54444	Uniforms - Boots	1,259	346	1,175	1,175	1,175

ORG	ORG DESCRIPTION	OBJ	DESCRIPTION	2017 ACTUAL	2018 ACTUAL	2019 ORIGINAL BUDGET	2019 REVISED BUDGET	2020 BUDGET
01502000	Parks Prog. Administration	54444	Uniforms - Boots	0	0	126	126	126
01503616	Chili Challenge	54444	Uniforms - Boots	0	0	126	126	126
80405000	Stormwater Administration	54444	Uniforms - Boots	120	149	300	300	300
80405500	Stormwater Maintenance	54444	Uniforms - Boots	2,289	1,885	2,500	2,500	2,500
			Object Total	31,266	25,380	28,247	28,247	16,127
01400000	Municipal Services Admin.	54446	Uniforms - Jackets/Bibs	230	358	2,000	2,000	2,000
01401502	Highways & Streets	54446	Uniforms - Jackets/Bibs	1,128	1,023	1,200	1,200	1,200
01402503	Street Lights	54446	Uniforms - Jackets/Bibs	0	393	0	0	0
01402504	Traffic	54446	Uniforms - Jackets/Bibs	269	382	1,000	1,000	1,000
01403500	Facilities	54446	Uniforms - Jackets/Bibs	0	37	1,000	1,000	1,000
01404000	Fleet	54446	Uniforms - Jackets/Bibs	246	0	1000	1000	1000
80405500	Stormwater Maintenance	54446	Uniforms - Jackets/Bibs	313	2,876	3,000	3,000	3,000
			Object Total	2,186	5,069	9,200	9,200	9,200
01204000	Engineering	54448	Uniforms - Clothing	2,029	780	0	0	0
01400000	Municipal Services Admin.	54448	Uniforms - Clothing	324	956	1,500	1,500	1,500
01401502	Highways & Streets	54448	Uniforms - Clothing	7,670	8,146	8,300	8,300	8,300
01402504	Traffic	54448	Uniforms - Clothing	1,564	1,596	2,000	2,000	2,000
01403500	Facilities	54448	Uniforms - Clothing	1,355	2,317	2,200	2,200	2,200
01404000	Fleet	54448	Uniforms - Clothing	615	550	1,500	1,500	1,500
80405000	Stormwater Administration	54448	Uniforms - Clothing	0	0	1,500	1,500	1,500
80405500	Stormwater Maintenance	54448	Uniforms - Clothing	5,689	3,776	5,500	5,500	5,500
			Object Total	19,246	18,121	22,500	22,500	22,500
			Commodities Total	3,863,724	3,760,293	4,710,453	4,861,935	4,758,223
01150012	IT Support Services	55105	Equipment - Audio & Video	1,339	0	0	0	0
			Object Total	1,339	0	0	0	0
01400000	Municipal Services Admin.	55110	Equipment - Automotive	0	0	20,000	20,000	0
01404000	Fleet	55110	Equipment - Automotive	0	37,190	29,000	124,492	691,279
01502000	Parks Prog. Administration	55110	Equipment - Automotive	0	20,043	0	0	0
80405500	Stormwater Maintenance	55110	Equipment - Automotive	167,483	54,558	29,000	29,000	0
			Object Total	167,483	111,791	78,000	173,492	691,279
01401502	Highways & Streets	55115	Equipment - Heavy Motorized	0	121,968	0	0	0
01404000	Fleet	55115	Equipment - Heavy Motorized	20,301	0	0	0	0
80405500	Stormwater Maintenance	55115	Equipment - Heavy Motorized	0	47,406	0	0	0
			Object Total	20,301	169,374	0	0	0
01015000	Public Market	55125	Equipment - Other Capital	42,512	16,088	15,000	15,000	15,000
01303316	Fire Logistics Equipment	55125	Equipment - Other Capital	0	0	75,000	134,837	0
01401502	Highways & Streets	55125	Equipment - Other Capital	0	195,777	0	52,265	0
01404000	Fleet	55125	Equipment - Other Capital	150659	0	0	0	0
01501500	Parks Maint. Facilities	55125	Equipment - Other Capital	24,430	27,740	25,000	25,000	25,000
01501612	Parks Building Services	55125	Equipment - Other Capital	12,385	8,493	12,906	12,906	12,906
80405500	Stormwater Maintenance	55125	Equipment - Other Capital	79,456	104,248	0	0	0
			Object Total	309,442	352,346	127,906	240,008	52,906
01150014	IT Infrastructure	55140	Equipment - LAN	428,003	0	0	0	0
			Object Total	428,003	0	0	0	0
01150014	IT Infrastructure	55155	Equipment - Server	77,407	195,496	148,400	148,400	151,270
			Object Total	77,407	195,496	148,400	148,400	151,270
01150012	IT Support Services	55210	Software - Personal Computer	14,880	14,880	33,000	33,000	16,000
			Object Total	14,880	14,880	33,000	33,000	16,000
01150014	IT Infrastructure	55220	Software - Server	39,390	0	50,000	50,000	50,000
			Object Total	39,390	0	50,000	50,000	50,000
01150013	IT Data Analytics	55230	Software - Other	26,597	0	0	0	0
01404000	Fleet	55230	Software - Other	5,050	8,328	0	0	0
			Object Total	31,647	8,328	0	0	0
40501709	PRIF Zone 1	55302	Art	10,000	0	0	0	0
			Object Total	10,000	0	0	0	0
01404000	Fleet	55305	Building	485	177	0	0	0
01406000	Parking Structure	55305	Building	0	0	25,000	25,000	25,000
01501000	Parks Maint. Administration	55305	Building	0	65,000	0	0	0
82500001	Rec Center Administration	55305	Building	0	14,310	25,000	25,000	25,000
			Object Total	485	79,487	50,000	50,000	50,000
01200000	CD Administration	55315	Furniture & Fixtures	0	3,763	0	0	0
			Object Total	0	3,763	0	0	0
28056000	Economic Development - Other	55340	Streets	0	0	0	26,143	0

ORG	ORG DESCRIPTION	OBJ	DESCRIPTION	2017 ACTUAL	2018 ACTUAL	2019 ORIGINAL BUDGET	2019 REVISED BUDGET	2020 BUDGET
46402000	TIP Zone 1	55340	Streets	5,000	14,000	0	0	0
			Object Total	5,000	14,000	0	26,143	0
28056000	Economic Development - Other	55810	Economic Development	100,000	90,000	864,169	836,101	517,429
51053000	Economic Development - TIF	55810	Economic Development	1,700,266	3,070,254	5,074,500	5,074,500	7,330,165
53053000	Economic Development - TIF	55810	Economic Development	1,521,711	1,585,666	2,625,805	2,625,805	3,091,465
54053000	Economic Development - TIF	55810	Economic Development	97,716	518,599	1,012,910	1,012,910	1,117,385
56051000	Economic Development - CID	55810	Economic Development	482,979	484,555	643,500	643,500	643,500
57051000	Economic Development - CID	55810	Economic Development	81,835	95,352	108,900	108,900	108,900
58051000	Economic Development - CID	55810	Economic Development	39,492	38,317	51,480	51,480	51,480
59051000	Economic Development - CID	55810	Economic Development	54,063	60,096	69,300	69,300	69,300
61051000	Economic Development - CID	55810	Economic Development	40,057	51,044	59,400	19,800	19,800
62051000	Economic Development - CID	55810	Economic Development	0	27,588	89,100	89,100	89,100
63053000	Economic Development - TIF	55810	Economic Development	33,964	35,534	1,197,980	1,197,980	1,283,550
64051000	Economic Development - CID	55810	Economic Development	0	45,985	43,560	51,480	54,450
65051000	Economic Development - CID	55810	Economic Development	0	0	23,760	23,760	23,760
66051000	Economic Development - TIF	55810	Economic Development	0	0	27,720	27,720	29,700
67051000	Economic Development - TIF	55810	Economic Development	0	0	0	70,000	277,200
68051000	Economic Development - TIF	55810	Economic Development	0	0	0	10,000	49,500
			Object Total	4,152,083	6,102,990	11,892,084	11,912,336	14,756,684
Capital Outlay Total				5,257,460	7,052,455	12,379,390	12,633,379	15,768,139
05700000	2003A GO Bonds	60105	Interest	23,374	11,856	0	0	0
05700000	2006E GO Bonds	60105	Interest	22,291	20,491	18,491	0	0
05700000	2007B GO Bonds	60105	Interest	113,750	97,000	79,500	0	0
05700000	2008B Special Assessment	60105	Interest	88,125	75,525	62,525	0	0
05700000	2008B TIF	60105	Interest	265,550	235,550	204,550	0	0
05700000	2009A GO Bonds	60105	Interest	4,759	32,130	22,132	22,132	0
05700000	2010B GO Bonds	60105	Interest	135,869	127,169	118,168	118,168	106,768
05700000	2010B Special Assessment	60105	Interest	134,600	123,350	111,800	111,800	96,000
05700000	2010C GO Refunding Bonds	60105	Interest	245,932	124,660	0	0	0
05700000	2011A GO Bonds	60105	Interest	77,100	62,250	47,100	47,100	31,500
05700000	2012A GO Bonds	60105	Interest	61,350	52,912	44,025	44,025	35,025
05700000	2012A Special Assessment	60105	Interest	223,194	214,531	205,418	205,418	196,532
05700000	2013A GO Bonds	60105	Interest	75,950	68,550	61,050	61,050	49,500
05700000	2013A Special Assessment	60105	Interest	20,525	19,625	18,625	18,625	17,125
05700000	2014A GO Bonds	60105	Interest	312,944	265,444	245,544	245,544	225,244
05700000	2014B GO Refunding Bonds	60105	Interest	201,500	161,250	119,750	119,750	75,500
05700000	2015A GO Bonds	60105	Interest	438,275	420,575	390,325	390,325	358,575
05700000	2015A Special Assessment	60105	Interest	146,450	140,000	129,000	129,000	117,250
05700000	2015A Refunding Bonds	60105	Interest	184,400	173,600	155,350	155,350	136,100
05700000	2015B Civic Center Bonds	60105	Interest	567,738	567,738	567,738	567,738	535,488
05700000	2018A GO Bonds	60105	Interest	0	0	755,494	341,198	259,550
05700000	2018A Special Assessment	60105	Interest	0	0	0	231,022	210,530
05700000	2018 C GO Bonds	60105	Interest	0	0	0	486,872	592,250
05700000	2019C Bonds	60105	Interest	0	0	0	0	72,122
05700000	2019C Special Assessment	60105	Interest	0	0	0	0	98,121
06700000	TIF Debt Service	60105	Interest	50,500	59,993	246,203	245,602	240,486
28056000	Economic Development - Other	60105	Interest	124,006	116,506	113,306	113,306	110,106
80405000	Stormwater Administration	60105	Interest	17,214	4,846	17,736	17,736	17,736
80700000	Stormwater Debt Service	60105	Interest	0	22,194	275,730	0	0
80700000	2003A SW Debt Service	60105	Interest	11,126	5,644	0	0	0
80700000	2006E SW Debt Service	60105	Interest	49,466	45,266	41,266	0	0
80700000	2007B SW Debt Service	60105	Interest	134,000	124,500	114,500	0	0
80700000	2009A SW Debt Service	60105	Interest	111,105	70,273	63,769	63,769	0
80700000	2010B SW Debt Service	60105	Interest	32,713	31,063	29,412	29,412	27,012
80700000	2010B SW Debt Service (SA)	60105	Interest	11,350	8,950	6,400	6,400	3,200
80700000	2010C SW Debt Service	60105	Interest	117,068	59,340	0	0	0
80700000	2011A SW Debt Service	60105	Interest	34,769	33,119	31,318	31,318	29,518
80700000	2012A SW Debt Service	60105	Interest	29,894	27,644	25,282	25,282	22,806
80700000	2012B SW Debt Service	60105	Interest	79,850	73,150	66,450	66,450	56,400
80700000	2013A SW Debt Service	60105	Interest	90,656	88,256	85,756	85,756	82,006
80700000	2014A SW Debt Service	60105	Interest	32,756	30,506	29,606	29,606	28,706
80700000	2014B SW Debt Service	60105	Interest	145,812	127,563	108,062	108,062	88,312
80700000	2015A SW Debt Service	60105	Interest	61,500	59,700	56,450	56,450	53,200
80700000	2018A SW Debt Service Rfdng	60105	Interest	0	0	0	137,968	117,700
80700000	2018A SW Debt Service (SA)	60105	Interest	0	0	0	161,595	148,382
80700000	2018A SW Debt Service	60105	Interest	0	0	0	75,000	84,070
80700000	2018C SW Debt Service	60105	Interest	0	0	0	36,584	44,619
80700000	2019C SW Debt Service	60105	Interest	0	0	0	0	51,721
			Object Total	4,477,461	3,982,719	4,667,831	4,585,413	4,419,160
05700000	2003A GO Bonds	60210	Principal Redemption	230,350	237,125	0	0	0
05700000	2006E GO Bonds	60210	Principal Redemption	45,000	50,000	50,000	0	0
05700000	2007B GO Bonds	60210	Principal Redemption	335,000	350,000	370,000	0	0
05700000	2008B Special Assessment	60210	Principal Redemption	315,000	325,000	245,000	0	0
05700000	2008B TIF	60210	Principal Redemption	750,000	775,000	810,000	0	0
05700000	2009A GO Bonds	60210	Principal Redemption	275,000	280,000	290,000	290,000	0
05700000	2010B GO Bonds	60210	Principal Redemption	290,000	300,000	285,000	285,000	295,000
05700000	2010B Special Assessment	60210	Principal Redemption	375,000	385,000	395,000	395,000	415,000

ORG	ORG DESCRIPTION	OBJ	DESCRIPTION	2017 ACTUAL	2018 ACTUAL	2019 ORIGINAL BUDGET	2019 REVISED BUDGET	2020 BUDGET
05700000	2010C GO Refunding Bonds	60210	Principal Redemption	2,425,450	2,493,200	0	0	0
05700000	2011A GO Bonds	60210	Principal Redemption	495,000	505,000	520,000	520,000	520,000
05700000	2012A GO Bonds	60210	Principal Redemption	375,000	395,000	400,000	400,000	410,000
05700000	2012A Special Assessment	60210	Principal Redemption	385,000	405,000	395,000	395,000	405,000
05700000	2013A GO Bonds	60210	Principal Redemption	370,000	375,000	385,000	385,000	395,000
05700000	2013A Special Assessment	60210	Principal Redemption	45,000	50,000	50,000	50,000	50,000
05700000	2014A GO Bonds	60210	Principal Redemption	950,000	995,000	1,015,000	1,015,000	1,035,000
05700000	2014B GO Refunding Bonds	60210	Principal Redemption	805,000	830,000	885,000	885,000	930,000
05700000	2015A GO Bonds	60210	Principal Redemption	590,000	605,000	635,000	635,000	670,000
05700000	2015A Special Assessment	60210	Principal Redemption	215,000	220,000	235,000	235,000	245,000
05700000	2015A Refunding Bonds	60210	Principal Redemption	360,000	365,000	385,000	385,000	405,000
05700000	2015B Civic Center Bonds	60210	Principal Redemption	0	0	645,000	645,000	680,000
05700000	2018A GO Bonds	60210	Principal Redemption	0	0	1,238,477	1,360,000	1,440,000
05700000	2018A Special Assessment	60210	Principal Redemption	0	0	0	225,000	245,000
05700000	2018C GO Bonds	60210	Principal Redemption	0	0	0	630,000	525,000
05700000	2019C Bonds	60210	Principal Redemption	0	0	0	0	125,000
05700000	2019C Special Assessment	60210	Principal Redemption	0	0	0	0	300,000
06700000	TIF Debt Service	60210	Principal Redemption	184,500	180,007	0	0	0
28056000	Economic Development - Other	60210	Principal Redemption	150,000	160,000	160,000	160,000	165,000
80700000	Stormwater Debt Service	60210	Principal Redemption	0	0	307,790	0	0
80700000	2003A SW Debt Service	60210	Principal Redemption	109,650	112,875	0	0	0
80700000	2006E SW Debt Service	60210	Principal Redemption	105,000	100,000	115,000	0	0
80700000	2007B SW Debt Service	60210	Principal Redemption	190,000	200,000	210,000	0	0
80700000	2009A SW Debt Service	60210	Principal Redemption	130,000	140,000	140,000	140,000	0
80700000	2010B SW Debt Service	60210	Principal Redemption	55,000	55,000	60,000	60,000	60,000
80700000	2010B SW Debt Service (SA)	60210	Principal Redemption	80,000	85,000	80,000	80,000	80,000
80700000	2010C SW Debt Service	60210	Principal Redemption	1,154,550	1,188,800	0	0	0
80700000	2011A SW Debt Service	60210	Principal Redemption	55,000	60,000	60,000	60,000	60,000
80700000	2012A SW Debt Service	60210	Principal Redemption	100,000	105,000	110,000	110,000	115,000
80700000	2012B SW Debt Service	60210	Principal Redemption	335,000	335,000	335,000	335,000	345,000
80700000	2013A SW Debt Service	60210	Principal Redemption	120,000	125,000	125,000	125,000	130,000
80700000	2014A SW Debt Service	60210	Principal Redemption	45,000	45,000	45,000	45,000	45,000
80700000	2014B SW Debt Service	60210	Principal Redemption	365,000	390,000	395,000	395,000	430,000
80700000	2015A SW Debt Service	60210	Principal Redemption	60,000	65,000	65,000	65,000	70,000
80700000	2018A SW Debt Service (Khang)	60210	Principal Redemption	0	0	0	295,000	305,000
80700000	2018A SW Debt Service (SA)	60210	Principal Redemption	0	0	0	135,000	150,000
80700000	2018A SW Debt Service	60210	Principal Redemption	0	0	0	91,479	85,000
80700000	2018C SW Debt Service	60210	Principal Redemption	0	0	0	45,000	40,000
80700000	2019C SW Debt Service	60210	Principal Redemption	0	0	0	0	90,000
			Object Total	12,869,500	13,285,007	11,441,267	10,876,479	11,260,000
			Debt Service Total	17,346,961	17,267,726	16,109,098	15,461,892	15,679,160
01030000	Non-departmental	70100	Transfers	8,603,333	7,576,682	22,000	6,407,000	0
02100000	Endowment	70100	Transfers	42,376	0	0	0	0
01506637	Arts Council	70100	Transfers	0	100	0	0	0
05700000	Debt Service	70100	Transfers	0	0	611,000	611,000	830,000
25401502	Special Highway - Streets	70100	Transfers	1,405,139	1,448,604	1,435,000	1,435,000	1,460,550
26350000	Drug & Alcohol Awareness	70100	Transfers	61,229	52,189	60,000	60,000	60,000
27501000	Special Parks & Recreation	70100	Transfers	264,033	280,572	266,000	266,000	311,385
28056000	Economic Development - Other	70100	Transfers	23,000	178,470	22,000	172,269	244,750
40501703	PRIF Zone 1	70100	Transfers	663,622	0	275,000	275,000	225,000
41501704	PRIF Zone 2	70100	Transfers	60,455	0	100,000	100,000	100,000
42501705	PRIF Zone 3	70100	Transfers	24,415	0	100,000	100,000	100,000
46402000	TIP Zone 1	70100	Transfers	190,000	0	320,000	320,000	320,000
47402000	TIP Zone 2	70100	Transfers	0	291,572	150,000	160,000	225,000
48402000	TIP Zone 3	70100	Transfers	0	0	76,000	76,000	150,000
51053000	Economic Development - TIF	70100	Transfers	703,520	1,533,321	25,500	25,500	36,835
52053000	Economic Development - TIF	70100	Transfers	248,447	246,202	0	0	0
53053000	Economic Development - TIF	70100	Transfers	3,395	3,507	13,195	13,195	15,535
54053000	Economic Development - TIF	70100	Transfers	0	11,343	5,090	5,090	5,615
56051000	Economic Development - CID	70100	Transfers	4,878	4,895	6,500	6,500	6,500
57051000	Economic Development - CID	70100	Transfers	827	963	1,100	1,100	1,100
58051000	Economic Development - CID	70100	Transfers	399	387	520	520	520
59051000	Economic Development - CID	70100	Transfers	546	607	700	700	700
61051000	Economic Development - CID	70100	Transfers	405	-94	600	200	200
62051000	Economic Development - CID	70100	Transfers	186	279	900	900	900
63053000	Economic Development - TIF	70100	Transfers	171	179	6,020	6,020	6,450
64051000	Economic Development - CID	70100	Transfers	0	465	440	520	550
65051000	Economic Development - CID	70100	Transfers	0	0	240	240	240
66051000	Economic Development - TIF	70100	Transfers	0	0	280	280	300
67051000	Economic Development - TIF	70100	Transfers	0	0	0	0	2,800
68051000	Economic Development - TIF	70100	Transfers	0	0	0	0	500
			Object Total	12,300,376	11,630,243	3,498,085	10,043,034	4,105,430
01030000	Non-departmental	70104	Transfers - CIF	7,196,635	8,387,824	15,109,749	14,432,783	13,654,052
			Object Total	7,196,635	8,387,824	15,109,749	14,432,783	13,654,052
01030000	Non-departmental	70110	Transfers - FMF	350,000	500,000	500,000	500,000	500,000
			Object Total	350,000	500,000	500,000	500,000	500,000

ORG	ORG DESCRIPTION	OBJ	DESCRIPTION	2017 ACTUAL	2018 ACTUAL	2019 ORIGINAL BUDGET	2019 REVISED BUDGET	2020 BUDGET
01030000	Non-departmental	70112	Transfers - ERF Object Total	1,400,000 1,400,000	1,803,950 1,803,950	1,700,000 1,700,000	1,700,000 1,700,000	1,700,000 1,700,000
80405000	Stormwater Administration	70116	Transfers - Stormwater Object Total	650,878 650,878	1,300,000 1,300,000	1,719,116 1,719,116	2,219,116 2,219,116	1,746,390 1,746,390
01030000	Non-departmental	70118	Transfers - TIF Object Total	0 0	0 0	1,837,000 1,837,000	1,837,000 1,837,000	3,052,000 3,052,000
01030000	Non-departmental	70122	Transfers - Rec Center Object Total	328,408 328,408	231,948 231,948	363,204 363,204	363,204 363,204	362,737 362,737
01030000	Non-departmental	70500	Fund Balance Reserve	8,681,357	7,273,342	27,292,206	0	29,091,569
05700000	Debt Service	70500	Fund Balance Reserve	0	0	3,459,951	0	3,862,490
25401502	Special Highway - Streets	70500	Fund Balance Reserve	0	0	360,861	0	365,032
26350000	Drug & Alcohol Awareness	70500	Fund Balance Reserve	0	0	492,475	0	564,443
27501000	Special Parks & Recreation	70500	Fund Balance Reserve	0	0	62,250	0	85,821
28056000	Economic Development - Other	70500	Fund Balance Reserve	0	0	1,488,143	0	1,393,905
40501703	PRIF Zone 1	70500	Fund Balance Reserve	0	0	489,364	0	532,514
41501704	PRIF Zone 2	70500	Fund Balance Reserve	0	0	478,516	0	612,066
42501705	PRIF Zone 3	70500	Fund Balance Reserve	0	0	502,732	0	606,353
43501706	Street Tree Zone 1	70500	Fund Balance Reserve	0	0	105,944	0	107,277
44501707	Street Tree Zone 2	70500	Fund Balance Reserve	0	0	141,531	0	122,148
45501708	Street Tree Zone 3	70500	Fund Balance Reserve	0	0	184,304	0	163,722
46402000	TIP Zone 1	70500	Fund Balance Reserve	0	0	869,336	0	1,416,110
47402000	TIP Zone 2	70500	Fund Balance Reserve	0	0	456,482	0	474,678
48402000	TIP Zone 3	70500	Fund Balance Reserve	0	0	576,810	0	665,041
50052000	Economic Development - NRD	70500	Fund Balance Reserve	0	0	167,341	0	281,138
51053000	Economic Development - TIF	70500	Fund Balance Reserve	0	0	1,984,441	0	1,278,148
53053000	Economic Development - TIF	70500	Fund Balance Reserve	0	0	5,160	0	33,640
54053000	Economic Development - TIF	70500	Fund Balance Reserve	0	0	1,380,132	0	1,721,301
56051000	Economic Development - CID	70500	Fund Balance Reserve	0	0	101,296	0	154,517
57051000	Economic Development - CID	70500	Fund Balance Reserve	0	0	14,381	0	17,361
58051000	Economic Development - CID	70500	Fund Balance Reserve	0	0	7,177	0	7,641
59051000	Economic Development - CID	70500	Fund Balance Reserve	0	0	8,946	0	9,261
61051000	Economic Development - CID	70500	Fund Balance Reserve	0	0	9,429	0	28,584
62051000	Economic Development - CID	70500	Fund Balance Reserve	0	0	82,292	0	137,947
63053000	Economic Development - CID	70500	Fund Balance Reserve	0	0	295,152	0	864,901
64051000	Economic Development - CID	70500	Fund Balance Reserve	0	0	9,439	0	6,546
65051000	Economic Development - CID	70500	Fund Balance Reserve	0	0	1,142	0	18,968
66051000	Economic Development - CID	70500	Fund Balance Reserve	0	0	2,709	0	26,995
80405000	Stormwater Administration	70500	Fund Balance Reserve	0	0	2,225,200	0	2,509,388
82500001	Rec Center Administration	70500	Fund Balance Reserve	0	0	303,753	0	1,001,945
			Object Total	8,681,357	7,273,342	43,558,895	0	48,161,450
01030000	Non-departmental	70900	Transfers Out - Accrual Object Total	245,926 245,926	-1,345,003 -1,345,003	0 0	0 0	0 0
Transfers Total				31,153,580	29,782,304	68,286,049	31,095,137	73,282,059
Grand Total				109,553,753	113,140,956	164,067,177	126,968,966	174,160,539



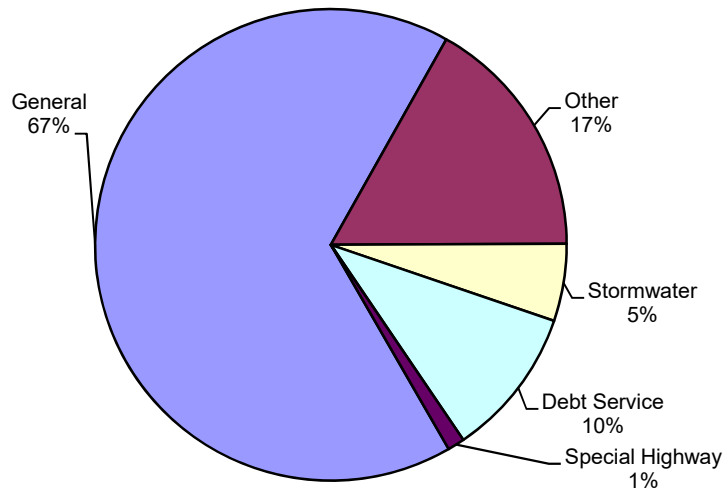
Detail Revenue by Fund

**Annual Budget Document
2020
City of Lenexa
January 1 - December 31**

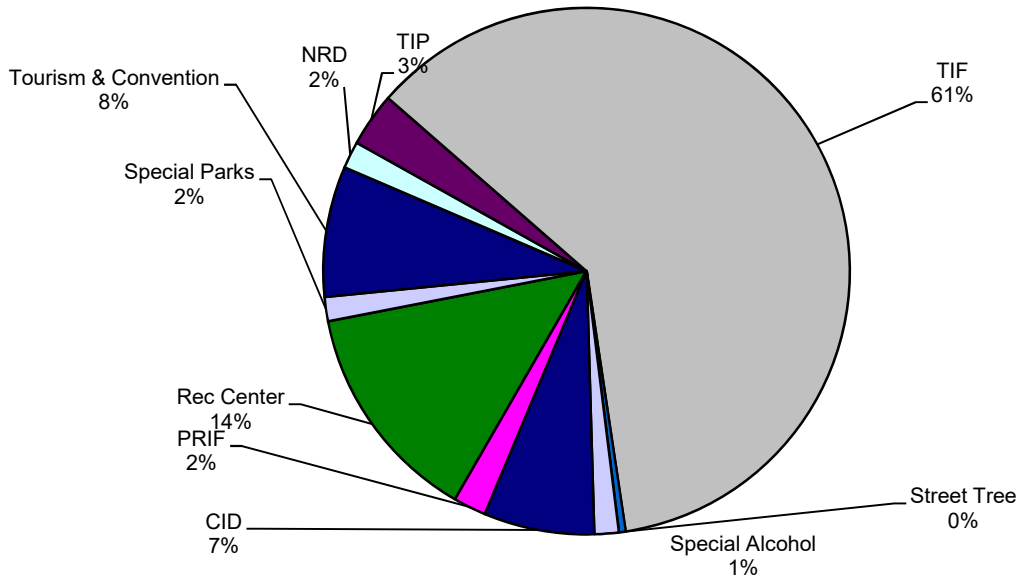


Revenue by Fund

Revenue by Fund
2020 Budget



Breakdown of Other Funds
from above graph



The detail supporting these graphs is on the following pages.



Detail Revenue by Fund

ORG	Fund	OBJ	DESCRIPTION	2017	2018	2019	2019	2020
				ACTUAL	ACTUAL	ORIGINAL BUDGET	REVISED BUDGET	BUDGET
01	General Fund	41110	Property Tax Current	23,431,476	24,545,394	26,770,897	26,770,897	28,149,598
01	General Fund	41115	Property Tax Delinquent	64,191	-79,808	65,000	65,000	65,000
01	General Fund	41200	PILOT	0	0	272,000	272,000	296,000
			Subtotal	23,495,667	24,465,586	27,107,897	27,107,897	28,510,598
01	General Fund	42105	Communications Franchise Tax	978,961	914,308	979,000	914,000	914,000
01	General Fund	42110	Gas Franchise Tax	1,169,710	1,294,364	1,205,000	1,300,000	1,339,000
01	General Fund	42115	Electric Franchise Tax	4,991,990	5,364,907	5,320,000	4,950,000	5,365,000
01	General Fund	42120	Other Franchise Tax	2,009	2,022	2,000	2,000	2,000
01	General Fund	42124	Franchise Tax Electric Accrual	-106,773	23,131	0	0	0
01	General Fund	42126	Franchise Gas Electric Accrual	-645	6,632	0	0	0
01	General Fund	42128	Franchise Tax Communications Accrual	-3,921	2,931	0	0	0
01	General Fund	42200	Motor Vehicle Excise Tax	2,036,507	2,282,032	2,369,311	2,369,311	2,447,434
01	General Fund	42205	Recreational Vehicle Tax	5,454	6,919	6,774	6,774	7,600
01	General Fund	42208	Watercraft Tax	2,177	2,754	0	0	0
01	General Fund	42210	Heavy Truck Tax	2,306	1,846	1,535	1,535	3,986
01	General Fund	42215	Rental Excise Tax	25,079	26,967	28,290	28,290	30,939
01	General Fund	42217	Commercial motor vehicle tax	103,252	105,112	121,970	121,970	94,841
01	General Fund	42311	Sales Tax General	12,538,326	13,850,211	13,290,409	13,355,143	13,813,000
01	General Fund	42312	City Sales 3/8	4,701,872	5,193,829	4,983,902	5,008,178	5,180,000
01	General Fund	42320	Sales Tax County	8,631,863	9,403,561	9,716,937	9,215,490	9,400,000
01	General Fund	42331	Compensating Use General	4,180,054	4,182,619	4,325,898	4,325,898	4,413,000
01	General Fund	42332	Compensating Use 3/8	1,567,520	1,568,482	1,622,212	1,622,212	1,655,000
01	General Fund	42334	Compensating Use County	1,813,008	1,994,719	2,047,339	1,954,825	1,994,000
01	General Fund	42336	City Sales Tax Accrual	545,606	204,383	0	0	0
01	General Fund	42338	County Sales Tax Accrual	-217,029	11,128	0	0	0
01	General Fund	42340	Compensating Use Accrual	-121,614	168,419	0	0	0
01	General Fund	42342	3/8 Sales Tax Accrual	27,483	71,142	0	0	0
01	General Fund	42344	3/8 Compensating Use Accrual	-67,678	59,456	0	0	0
01	General Fund	42410	Special Liquor Tax	264,033	280,572	266,000	266,000	311,385
01	General Fund	42411	Special Liquor Tax Accrual	-2,985	23,570	0	0	0
01	General Fund	42425	Excise Tax	2,281,357	865,081	500,000	500,000	500,000
			Subtotal	45,347,922	47,911,097	46,786,577	45,941,626	47,471,185
01200000	General Fund	43110	Animal License	38,789	30,519	40,000	40,000	30,000
01200000	General Fund	43125	Liquor	0	0	1,500	1,500	1,500
01200000	General Fund	43130	CMB License	4,090	4,974	4,250	4,250	4,250
01200000	General Fund	43135	CMB Stamp License	-75	-625	500	500	500
01200000	General Fund	43140	Drinking License	11,500	13,500	11,500	11,500	11,500
01200000	General Fund	43145	Business License	494,879	488,237	500,000	500,000	500,000
01200000	General Fund	43150	Massage Therapy	8,565	7,210	8,750	8,750	8,750
01200000	General Fund	43155	License - Refuse Hauling	0	0	1,000	1,000	1,000
01200000	General Fund	43157	License - Other	65	0	0	0	0
01200000	General Fund	43205	Building Permit	1,824,313	1,877,913	1,500,000	1,200,000	1,000,000
01300000	General Fund	43215	Burn Permit	2,175	1,800	3,000	3,000	2,000
01300000	General Fund	43220	Blast Permit	2,000	2,000	2,000	2,000	2,000
01200000	General Fund	43225	Public Improvements Permit	271,118	116,174	200,000	200,000	125,000
01200000	General Fund	43227	Site Development Permit	2,100	1,650	2,500	2,500	2,500
01350000	General Fund	43235	Oversize/Overweight	150	50	0	0	0
01200000	General Fund	43242	ROW Permit	68,355	60,426	75,000	75,000	75,000
01200000	General Fund	43265	Sign Permit	17,210	22,225	17,500	17,500	17,500
01200000	General Fund	43950	Permit - Other	0	68	0	0	0
			Subtotal	2,745,234	2,626,121	2,367,500	2,067,500	1,781,500
01	General Fund	44205	Grant - Federal	0	27,697	0	0	0
01	General Fund	44250	State Grant	0	3,693	0	0	0
			Subtotal	0	31,390	0	0	0
01350000	General Fund	45005	Fingerprint Fee	3,047	3,300	3,200	3,200	3,200
01350000	General Fund	45010	Police Accident Report	1,385	1,615	1,000	1,000	1,000
01350000	General Fund	45011	Police Discovery	14,680	10,225	13,550	13,550	13,550
01350000	General Fund	45013	Police Open Records Request	2,176	2,286	5,000	5,000	5,000
01350000	General Fund	45035	Police Fee - Police Report	1,545	1,450	1,500	1,500	1,500
01300000	General Fund	45050	Ambulance Fee	58,505	50,991	60,000	60,000	55,000
01300000	General Fund	45060	Standby Fee	0	0	1,000	1,000	1,000

ORG	Fund	OBJ	DESCRIPTION	2017	2018	2019	2019	2020
				ACTUAL	ACTUAL	ORIGINAL BUDGET	REVISED BUDGET	BUDGET
01500000	General Fund	45070	Fee - Special Permit	300	600	0	0	0
01200000	General Fund	45110	Plan Fee	9,785	8,154	10,000	10,000	10,000
01200000	General Fund	45112	Fee - Preliminary Plan	600	1,500	500	500	500
01200000	General Fund	45113	Fee - Final Plan	2,550	5,100	2,500	2,500	2,500
01200000	General Fund	45114	Fee - Final Plat	6,250	6,800	5,000	5,000	5,000
01200000	General Fund	45115	Fee - Rezoning	6,350	7,950	7,500	7,500	7,500
01200000	General Fund	45116	Fee - SUP	4,650	5,300	5,000	5,000	5,000
01200000	General Fund	45117	Fee - Board of Zoning Appeal	150	0	0	0	0
01200000	General Fund	45118	Staff Review	1,500	2,625	2,000	2,000	2,000
01200000	General Fund	45120	Fee - Plan	1,599	437	2,000	2,000	2,000
01201000	General Fund	45122	Code Enforcement Fee	5,100	3,956	10,000	10,000	10,000
01200000	General Fund	45124	Rental Inspection	180,695	173,560	200,000	200,000	185,000
01200000	General Fund	45126	Special Event Fee	2,060	1,545	2,000	2,000	2,000
01200000	General Fund	45128	Vacation Petition	600	0	1,000	1,000	1,000
01013000	General Fund	45152	Court Appointed Attorney Fee	28,195	27,987	23,000	23,000	28,000
01013000	General Fund	45154	Court Cost	87,751	69,421	106,000	106,000	106,000
01013000	General Fund	45156	Court Fingerprint	29,288	23,285	30,000	30,000	30,000
01013000	General Fund	45158	Diversion	135,937	105,446	158,000	158,000	158,000
01013000	General Fund	45160	Monitoring	441	884	0	0	0
01	General Fund	45215	Economic Development Fee	27,600	110,441	40,000	40,000	50,000
01	General Fund	45232	Other Fee	200,005	200,000	200,000	200,000	200,000
01	General Fund	45235	TIF Administrative Fee	1,242	0	0	0	0
01401502	General Fund	45405	Dumpster Fee	19,965	19,660	20,000	20,000	20,000
01404000	General Fund	45415	Fee - Fuel	15,817	7,545	23,000	23,000	23,000
01015000	General Fund	45550	Fee - Public Market Event	14,983	22,166	45,000	45,000	25,000
01505634	General Fund	45602	Adult Program	4,868	1,500	10,000	10,000	10,000
01504630	General Fund	45604	Program - Basketball	4,035	2,685	18,000	18,000	8,000
01504628	General Fund	45606	Adult Fitness	13,059	11,638	23,000	23,000	15,000
01504637	General Fund	45608	Lenexa Arts Counril	379	349	0	0	0
01504637	General Fund	45609	Lenexa Arts Council - sales tax	8	-8	0	0	0
01507642	General Fund	45610	Naturalist class	4,555	3,489	1,800	1,800	1,800
01504632	General Fund	45612	Other Programs	1,883	3,450	8,000	8,000	8,000
01504629	General Fund	45614	Senior Citizen Program	7,357	12,312	15,000	15,000	15,000
01504629	General Fund	45616	Senior Taxi	714	618	0	0	0
01504632	General Fund	45620	Special Populations	0	0	2,000	2,000	2,000
01503624	General Fund	45622	Sports & Athletics	-1,862	14,117	0	0	14,000
01505634	General Fund	45622	Sports & Athletics	3,806	5,187	30,000	30,000	10,000
01508645	General Fund	45626	Tennis	1,354	1,190	9,771	9,771	4,771
01508645	General Fund	45628	Tennis Court Lights	94	123	400	400	0
01504632	General Fund	45630	Theatre Programs	0	0	2,000	2,000	2,000
01505634	General Fund	45632	Tournament	75	375	0	0	0
01504631	General Fund	45634	Trips	39,563	68,622	36,000	36,000	61,000
01505634	General Fund	45636	Volleyball	395	-395	2,000	2,000	2,000
01504632	General Fund	45638	Youth Programs	76,253	45,235	64,060	64,060	64,060
01300000	General Fund	45644	Fee - Speciality	0	4,725	0	0	0
01300000	General Fund	45650	CPR Class Fee	240	840	0	0	0
01502612	General Fund	45715	Community Center Rental	60,102	75,729	78,000	78,000	68,000
01508644	General Fund	45720	Sports Field Rental	49,889	47,987	500	500	45,000
01502613	General Fund	45725	Thompson Barn Rental	234,078	258,955	200,000	200,000	210,000
01502614	General Fund	45735	Park Shelter Rental	42,925	49,750	30,000	30,000	45,000
01502612	General Fund	45740	Senior Center Rental	16,185	17,662	23,500	23,500	13,000
01500000	General Fund	45750	Rental - Community Forum	613	2,100	0	0	2,500
01500000	General Fund	45751	Rental - Prairie Star	600	9,980	0	0	10,000
01500000	General Fund	45752	Rental - Santa Fe	500	5,420	2,000	2,000	2,500
01015000	General Fund	45753	Rental - Kitchen	300	2,795	25,000	25,000	7,500
01503615	General Fund	45802	BBQ Admission	29,925	29,760	44,000	44,000	44,000
01503615	General Fund	45804	BBQ Admissions Tax	2	6	0	0	0
01503615	General Fund	45806	BBQ Contestant	37,500	37,200	40,000	40,000	40,000
01503615	General Fund	45808	BBQ Electricity	7,800	8,050	0	0	8,000
01503615	General Fund	45810	BBQ Parking	2,367	1,827	0	0	1,800
01503615	General Fund	45812	BBQ Souvenirs	2,290	2,090	4,000	4,000	6,000
01503615	General Fund	45816	BBQ Vendor	1,419	1,774	0	0	0
01503616	General Fund	45826	Chili Contestants	13,601	13,957	15,000	15,000	15,000
01503616	General Fund	45828	Chili Souvenir	2,576	3,105	0	0	3,000
01503616	General Fund	45832	Chili Vendor	666	713	0	0	75
01503611	General Fund	45835	Movie in Park Concession Vendor	75	0	0	0	0
01503611	General Fund	45835	Movie in Park Concession	0	0	0	0	150
01503619	General Fund	45835	Enchanted Forest Concession Vendor	0	150	0	0	0
01503620	General Fund	45835	Freedom Run Concession Vendor	0	100	0	0	0
01503619	General Fund	45836	Enchanted Admission	0	0	7,000	7,000	0
01503620	General Fund	45844	Freedom Run	35,403	40,644	35,000	35,000	35,000
01503623	General Fund	45846	Other Events	0	0	2,000	2,000	2,000
01503625	General Fund	45848	Spinach Admission	0	0	2,000	2,000	2,000

ORG	Fund	OBJ	DESCRIPTION	2017	2018	2019	2019	2020
				ACTUAL	ACTUAL	ORIGINAL BUDGET	REVISED BUDGET	BUDGET
01503625	General Fund	45852	Spinach Crafter	5,628	3,942	10,000	10,000	5,000
01503625	General Fund	45854	Spinach Souvenir	794	651	400	400	400
01503625	General Fund	45858	Spinach Vendor	1,000	1,000	1,000	1,000	1,000
01503627	General Fund	45859	Tails on Trails Vendor	595	545	0	0	500
01503627	General Fund	45860	Tails on Trails Souvenir	9	0	0	0	0
01503627	General Fund	45861	Tails on Trails Swim Admission	1,424	2,473	0	0	2,500
01506655	General Fund	45863	Art & Wine Fair Booth	4,574	3,932	4,750	4,750	4,750
01506655	General Fund	45864	Art & Wine Fair Vendors	755	434	600	600	600
01506655	General Fund	45865	Art & Wine Fair Souvenirs	67	626	500	500	500
01506655	General Fund	45867	Art & Wine Fair Admission	10,696	10,956	40,000	40,000	20,000
01509647	General Fund	45902	Ad Astra Pool Guest	22,364	24,616	30,721	30,721	0
01509647	General Fund	45904	Ad Astra Pool Rental	4,550	790	8,918	8,918	0
01509648	General Fund	45906	Flat Rock Creek Pool Guest	15,514	17,225	16,594	16,594	16,594
01509648	General Fund	45908	Flat Rock Creek Pool Rental	136	656	1,230	1,230	1,230
01509649	General Fund	45910	Indian Trails Pool Guest	61,467	58,061	65,625	65,625	65,625
01509649	General Fund	45912	Indian Trails Pool Rental	3,806	0	0	0	0
01509649	General Fund	45912	Indian Trails Pool Rental	0	1,408	0	0	0
01509649	General Fund	45914	Pool Membership	108,092	105,505	140,000	140,000	140,000
01509650	General Fund	45916	Swim Lessons	36,570	29,502	30,750	30,750	30,750
01509651	General Fund	45918	Swim Team	21,744	23,622	25,625	25,625	25,625
01500000	General Fund	45950	Damage Fee	275	375	0	0	0
			Subtotal	1,860,399	1,946,354	2,084,494	2,084,494	2,045,980
01352000	General Fund	46100	Alarm Fines	79,965	71,304	60,000	60,000	70,000
01352000	General Fund	46105	Alcohol Fines	0	42	0	0	0
01352000	General Fund	46115	Court & Cost	920,538	773,996	1,230,000	1,230,000	1,230,000
01201000	General Fund	46120	Nuisance Fine	460	745	1,000	1,000	1,000
01201000	General Fund	46125	Weed Fine	13,688	19,648	20,000	20,000	20,000
			Subtotal	1,014,651	865,735	1,311,000	1,311,000	1,321,000
01	General Fund	47120	Investment earnings	174,464	789,078	675,000	675,000	875,000
01	General Fund	47130	Investment Earnings - M2M	27,355	262,600	0	0	0
01350401	General Fund	47500	Tower Lease	379,163	380,849	398,000	398,000	414,000
01	General Fund	47509	City Hall Lease	65,213	163,668	189,853	189,853	164,436
01015000	General Fund	47510	Public Market Lease	25,249	125,693	126,000	126,000	150,000
01015000	General Fund	47520	Public Market Daycart rental	1,875	5,645	2,000	2,000	5,500
01	General Fund	47600	Rents & Royalties	20,091	20,091	20,091	20,091	20,091
			Subtotal	693,410	1,747,624	1,410,944	1,410,944	1,629,027
01509646	General Fund	48103	Lanyards sales	51	31	0	0	0
01509647	General Fund	48105	Concessions Ad Astra	5,807	5,282	17,340	17,340	0
01509647	General Fund	48110	Concessions Ad Astra Sales Tax	8	8	0	0	0
01509648	General Fund	48115	Concessions Flat Rock Creek	6,579	6,908	8,670	8,670	8,670
01509648	General Fund	48120	Concessions Flat Rock Creek Sales Tax	2	9	0	0	0
01509649	General Fund	48125	Concessions Indian Trails	17,032	14,600	25,500	25,500	25,500
01509649	General Fund	48130	Concessions Indian Trails Sales Tax	44	19	0	0	0
01503610	General Fund	48150	Farmers Market Vendors	0	17,110	0	0	0
01503610	General Fund	48151	Farmers Market Cultivate Kansas	0	410	0	0	0
01500000	General Fund	48210	Vending Community Center	1,775	0	800	800	800
01500000	General Fund	48212	Vending - Community Center Tax	-10	0	0	0	0
01504629	General Fund	48213	Wii Shirts	82	37	0	0	0
02	Endowment Fund	48230	Donations	3,575	0	0	0	0
03	Foundation Fund	48230	Donations	11,325	14,063	0	0	0
01	General Fund	48235	Insufficient Funds	834	1,048	800	800	800
01	General Fund	48250	Long/Short	338	54	0	0	0
01	General Fund	48257	Other	127,518	541,247	125,000	125,000	125,000
01	General Fund	48260	Photocopies	3,047	1,305	3,000	3,000	1,500
01	General Fund	48270	Pcard Rebate	56,083	67,329	68,000	68,000	68,000
01503623	General Fund	48275	Souvenir I Like	404	316	0	0	0
01503623	General Fund	48280	Souvenir I Like tax	-22	3	0	0	0
01504632	General Fund	48281	Shining Stars Gear	3,446	5,855	0	0	0
01507642	General Fund	48283	Coffee Walk & Talk T-shirt Sales	283	27	0	0	0
01015000	General Fund	48285	Public Market Merchandise	1,639	2,221	5,000	5,000	2,500
01503610	General Fund	48285	Farmers Market Merchandise	0	2,085	0	0	0
01015000	General Fund	48286	Pub Mkt Merchandise Sales Tax	54	-58	0	0	0
01503610	General Fund	48286	Farm Mkt Merchandise Sales Tax	0	8	0	0	0
01015000	General Fund	48287	Public Mkt Merchandise Floral	11,044	8,651	0	0	0
01015000	General Fund	48288	Public Market Floral Sales Tax	334	-353	0	0	0
			Subtotal	251,272	688,215	254,110	254,110	232,770
01	General Fund	49200	Refunds	-32	0	0	0	0
01	General Fund	49210	Auction Proceeds	10,203	2,688	0	0	0
01	General Fund	49310	Sale of Land	548,667	2,145,379	0	0	0

ORG	Fund	OBJ	DESCRIPTION	2017	2018	2019	2019	2020
				ACTUAL	ACTUAL	ORIGINAL BUDGET	REVISED BUDGET	BUDGET
01503615	General Fund	49410	BBQ Sponsorship	16,943	20,750	40,000	40,000	40,000
01503616	General Fund	49415	Chili Sponsorship	13,078	11,080	7,500	7,500	11,500
01503619	General Fund	49420	Enchanted Sponsorship	1,809	2,877	0	0	2,500
01503625	General Fund	49425	Spinach Sponsorship	8,268	8,865	4,500	4,500	8,500
01503627	General Fund	49426	Tails on Trails Sponsorship	1,074	537	0	0	500
01503621	General Fund	49427	Sponsorship - Sar Ko Aglow	1,269	1,317	500	500	500
01506654	General Fund	49428	Sponsorship - Get Outdoors	1,464	342	500	500	500
01503611	General Fund	49429	Sponsorship - Movie in the Park	1,464	1,125	0	0	1,200
01503620	General Fund	49430	Freedom Run Sponsorship	5,388	4,490	2,000	2,000	2,000
01503610	General Fund	49431	Farmers Market Sponsorship	0	3,750	0	0	0
01506655	General Fund	49433	Sponsorships - Art	8,583	7,685	6,000	6,000	6,000
01	General Fund	49435	Sponsorship - Other	25,950	735	0	0	0
01503623	General Fund	49435	Sponsorship - Other	0	732	0	0	0
01	General Fund	49500	Transfer in	4,324,093	408,432	100,000	250,269	322,750
03	Foundation Fund	49500	Transfer in	0	403	0	0	0
01	General Fund	49532	Transfer in Special Alcohol	61,229	52,189	60,000	60,000	60,000
			Subtotal	5,029,450	2,673,376	221,000	371,269	455,950
General Fund Total				80,438,005	82,955,498	81,543,522	80,548,840	83,448,010
05	Debt Service Fund	41110	Property Tax Current	7,786,800	8,158,510	7,860,983	7,860,983	7,724,676
05	Debt Service Fund	41115	Property Tax Delinquent	27,333	-27,023	57,000	57,000	57,000
05	Debt Service Fund	41120	Property Tax TIF Current	0	0	1,152,787	1,230,609	1,220,292
05	Debt Service Fund	41130	Property Tax SA Current	2,229,040	2,239,961	2,672,644	2,519,763	2,917,884
05	Debt Service Fund	41135	Property Tax SA Delinquent	228	815	15,000	15,000	15,000
05	Debt Service Fund	41200	PILOT	0	0	80,000	80,000	81,000
			Subtotal	10,043,401	10,372,263	11,838,414	11,763,355	12,015,852
05	Debt Service Fund	42200	Motor Vehicle Excise Tax	893,583	808,000	787,522	787,522	718,669
05	Debt Service Fund	42205	Recreational Vehicle Tax	2,409	2,437	2,252	2,252	2,232
05	Debt Service Fund	42208	Watercraft Tax	989	916	0	0	0
05	Debt Service Fund	42210	Heavy Truck Tax	870	830	697	697	1,324
05	Debt Service Fund	42215	Rental Excise Tax	10,493	10,675	9,403	9,403	9,085
05	Debt Service Fund	42217	Commercial Motor Vehicle Tax	44,416	39,457	40,541	40,541	27,849
			Subtotal	952,760	862,315	840,415	840,415	759,159
05	Debt Service Fund	47120	Investment earnings	10,702	97,986	113,000	113,000	125,000
05	Debt Service Fund	47130	Investment Earnings - M2M	36,228	46,833	0	0	0
			Subtotal	46,930	144,819	113,000	113,000	125,000
05	Debt Service Fund	48257	Other	4,143	0	0	0	0
			Subtotal	4,143	0	0	0	0
05	Debt Service Fund	49500	Transfer in	202,206	208,456	0	0	0
05	Debt Service Fund	49544	Trans in Unused Proceeds	332,273	40,314	0	0	0
			Subtotal	534,479	248,770	0	0	0
Debt Service Fund Total				11,581,713	11,628,167	12,791,829	12,716,770	12,900,011
06	TIF Debt Service	47120	Investment earnings	261	850	0	0	0
			Subtotal	261	850	0	0	0
06	TIF Debt Service	49500	Transfer in	248,447	246,202	0	0	0
			Subtotal	248,447	246,202	0	0	0
TIF Debt Service Fund Total				248,708	247,052	0	0	0
25	Special Highway Fund	42415	Gas Tax	1,405,139	1,448,604	1,435,000	1,435,000	1,460,550
25	Special Highway Fund	42416	Gas Tax Accrual	6,538	4,170	0	0	0
			Subtotal	1,411,677	1,452,774	1,435,000	1,435,000	1,460,550
Special Highway Fund Total				1,411,677	1,452,774	1,435,000	1,435,000	1,460,550
26	Special Alcohol Fund	42410	Special Liquor Tax	264,033	280,572	266,000	266,000	311,385
26	Special Alcohol Fund	42411	Special Liquor Tax Accrual	-2,985	23,571	0	0	0
			Subtotal	261,048	304,143	266,000	266,000	311,385
Special Alcohol Fund Total				261,048	304,143	266,000	266,000	311,385

ORG	Fund	OBJ	DESCRIPTION	2017	2018	2019	2019	2020
				ACTUAL	ACTUAL	ORIGINAL BUDGET	REVISED BUDGET	BUDGET
27	Special Parks Fund	42410	Special Liquor Tax	264,033	280,572	266,000	266,000	311,385
27	Special Parks Fund	42411	Special Liquor Tax Accrual	-2,985	23,571	0	0	0
			Subtotal	261,048	304,143	266,000	266,000	311,385
			Special Parks Fund Total	261,048	304,143	266,000	266,000	311,385
28	Tourism & Convention Fund	42420	Transient Guest Tax	1,139,768	1,405,270	1,760,000	1,550,000	1,690,000
28	Tourism & Convention Fund	42421	Transient Guest Tax Accrual	111,500	25,306	0	0	0
			Subtotal	1,251,268	1,430,576	1,760,000	1,550,000	1,690,000
			Tourism & Convention Fund Total	1,251,268	1,430,576	1,760,000	1,550,000	1,690,000
40	PRIF Zone 1 Fund	45510	PRIF Fee	241,493	35,406	275,000	275,000	225,000
			Subtotal	241,493	35,406	275,000	275,000	225,000
40	PRIF Zone 1 Fund	47120	Investment earnings	2,784	3,726	0	0	0
40	PRIF Zone 1 Fund	47130	Investment Earnings - M2M	6,489	4,018	0	0	0
			Subtotal	9,273	7,744	0	0	0
			PRIF Zone 1 Fund Total	250,766	43,150	275,000	275,000	225,000
41	PRIF Zone 2 Fund	45510	PRIF Fee	127,480	124,198	100,000	100,000	100,000
			Subtotal	127,480	124,198	100,000	100,000	100,000
41	PRIF Zone 2 Fund	47120	Investment earnings	1,509	5,380	0	0	0
41	PRIF Zone 2 Fund	47130	Investment Earnings - M2M	1,136	3,973	0	0	0
			Subtotal	2,645	9,353	0	0	0
			PRIF Zone 2 Fund Total	130,125	133,551	100,000	100,000	100,000
42	PRIF Zone 3 Fund	45510	PRIF Fee	137,966	93,811	100,000	100,000	100,000
			Subtotal	137,966	93,811	100,000	100,000	100,000
42	PRIF Zone 3 Fund	47120	Investment earnings	1,377	5,654	0	0	0
42	PRIF Zone 3 Fund	47130	Investment Earnings - M2M	489	4,156	0	0	0
			Subtotal	1,866	9,810	0	0	0
			PRIF Zone 3 Fund Total	139,832	103,621	100,000	100,000	100,000
43	Street Tree Zone 1 Fund	45520	Street Tree Fee	0	0	10,000	10,000	10,000
			Subtotal	0	0	10,000	10,000	10,000
43	Street Tree Zone 1 Fund	47120	Investment earnings	142	1,039	0	0	0
43	Street Tree Zone 1 Fund	47130	Investment Earnings - M2M	380	866	0	0	0
			Subtotal	522	1,905	0	0	0
			Street Tree Zone 1 Fund Total	522	1,905	10,000	10,000	10,000
44	Street Tree Zone 2 Fund	45520	Street Tree Fee	98,625	14,300	45,000	25,000	50,000
			Subtotal	98,625	14,300	45,000	25,000	50,000
44	Street Tree Zone 2 Fund	47120	Investment earnings	-57	1,407	0	0	0
44	Street Tree Zone 2 Fund	47130	Investment Earnings - M2M	-169	1,151	0	0	0
			Subtotal	-226	2,558	0	0	0
			Street Tree Zone 2 Fund Total	98,399	16,858	45,000	25,000	50,000
45	Street Tree Zone 3 Fund	45520	Street Tree Fee	28,925	39,000	30,000	20,000	30,000
			Subtotal	28,925	39,000	30,000	20,000	30,000
45	Street Tree Zone 3 Fund	47120	Investment earnings	140	1,846	0	0	0
45	Street Tree Zone 3 Fund	47130	Investment Earnings - M2M	888	1,502	0	0	0
			Subtotal	1,028	3,348	0	0	0
			Street Tree Zone 3 Fund Total	29,953	42,348	30,000	20,000	30,000
46	TIP Zone 1 Fund	45430	TIP Fee	212,753	323,571	320,000	320,000	320,000
			Subtotal	212,753	323,571	320,000	320,000	320,000
46	TIP Zone 1 Fund	47120	Investment earnings	2,259	9,121	0	0	0
46	TIP Zone 1 Fund	47130	Investment Earnings - M2M	2,832	7,364	0	0	0
			Subtotal	5,091	16,485	0	0	0

ORG	Fund	OBJ	DESCRIPTION	2017 ACTUAL	2018 ACTUAL	2019 ORIGINAL BUDGET	2019 REVISED BUDGET	2020 BUDGET
46	TIP Zone 1 Fund	49500	Transfer in	0	220,717	0	0	0
			Subtotal	0	220,717	0	0	0
TIP Zone 1 Fund Total				217,844	560,773	320,000	320,000	320,000
47	TIP Zone 2 Fund	45430	TIP Fee	249,784	310,305	150,000	150,000	225,000
			Subtotal	249,784	310,305	150,000	150,000	225,000
47	TIP Zone 2 Fund	47120	Investment earnings	576	5,721	0	0	0
47	TIP Zone 2 Fund	47130	Investment Earnings - M2M	-1,202	3,741	0	0	0
			Subtotal	-626	9,462	0	0	0
47	TIP Zone 2 Fund	49500	Transfer in	2,285	0	0	0	0
			Subtotal	2,285	0	0	0	0
TIP Zone 2 Fund Total				251,443	319,767	150,000	150,000	225,000
48	TIP Zone 3 Fund	45430	TIP Fee	103,437	77,190	76,000	76,000	150,000
			Subtotal	103,437	77,190	76,000	76,000	150,000
48	TIP Zone 3 Fund	47120	Investment earnings	1,361	6,288	0	0	0
48	TIP Zone 3 Fund	47130	Investment Earnings - M2M	862	4,753	0	0	0
			Subtotal	2,223	11,041	0	0	0
TIP Zone 3 Fund Total				105,660	88,231	76,000	76,000	150,000
50	NRD Fund	41140	Property Tax NRD Current	222,823	320,374	300,000	300,000	350,000
			Subtotal	222,823	320,374	300,000	300,000	350,000
50	NRD Fund	45230	NRD Application Fee	100	0	0	0	0
			Subtotal	100	0	0	0	0
NRD Fund Total				222,923	320,374	300,000	300,000	350,000
51	City Center Fund	41120	Property Tax TIF Current	2,991,235	3,873,510	5,100,000	5,100,000	7,367,000
			Subtotal	2,991,235	3,873,510	5,100,000	5,100,000	7,367,000
City Center Fund Total				2,991,235	3,873,510	5,100,000	5,100,000	7,367,000
52	City Center East TIF Fund	41120	Property Tax TIF Current	248,447	246,202	0	0	0
			Subtotal	248,447	246,202	0	0	0
City Center East TIF Fund Total				248,447	246,202	0	0	0
53	Mining TIF Fund	41120	Property Tax TIF Current	1,529,128	1,617,653	2,639,000	2,639,000	3,107,000
			Subtotal	1,529,128	1,617,653	2,639,000	2,639,000	3,107,000
Mining TIF Fund Total				1,529,128	1,617,653	2,639,000	2,639,000	3,107,000
54	Ridgeview TIF District Fund	41120	Property Tax TIF Current	917,384	871,111	1,018,000	1,018,000	1,123,000
			Subtotal	917,384	871,111	1,018,000	1,018,000	1,123,000
Ridgeview TIF District Fund Total				917,384	871,111	1,018,000	1,018,000	1,123,000
56	Orchard Corners CID Fund	42311	Sales Tax General	487,857	489,450	650,000	650,000	650,000
56	Orchard Corners CID Fund	42336	City Sales Tax Accrual	-5,101	53,221	0	0	0
			Subtotal	482,756	542,671	650,000	650,000	650,000
Orchard Corners CIF Fund Total				482,756	542,671	650,000	650,000	650,000
57	Prairie Creek CID Fund	42311	Sales Tax General	82,661	96,315	110,000	110,000	110,000
57	Prairie Creek CID Fund	42336	City Sales Tax Accrual	3,124	2,980	0	0	0
			Subtotal	85,785	99,295	110,000	110,000	110,000
Prairie Creek CID Fund Total				85,785	99,295	110,000	110,000	110,000
58	Quivira 95 CID Fund	42311	Sales Tax General	39,891	38,704	52,000	52,000	52,000
58	Quivira 95 CID Fund	42336	City Sales Tax Accrual	468	464	0	0	0
			Subtotal	40,359	39,168	52,000	52,000	52,000
Quivira 95 CID Fund Total				40,359	39,168	52,000	52,000	52,000

ORG	Fund	OBJ	DESCRIPTION	2017	2018	2019	2019	2020
				ACTUAL	ACTUAL	ORIGINAL BUDGET	REVISED BUDGET	BUDGET
59	Greystone Plaza CID Fund	42311	Sales Tax General	54,609	60,703	70,000	70,000	70,000
59	Greystone Plaza CID Fund	42336	City Sales Tax Accrual	412	316	0	0	0
			Subtotal	55,021	61,019	70,000	70,000	70,000
			Greystone Plaza CID Fund Total	55,021	61,019	70,000	70,000	70,000
61	City Center East CID #1 Fund	42311	Sales Tax General	40,461	-9,410	60,000	20,000	20,000
61	City Center East CID #1 Fund	42315	Sales Tax Adjustment	0	88,386	0	0	0
61	City Center East CID #1 Fund	42336	City Sales Tax Accrual	1,447	-8,871	0	0	0
			Subtotal	41,908	70,105	60,000	20,000	20,000
			City Center East CID #1 Fund Total	41,908	70,105	60,000	20,000	20,000
62	City Center East CID #2 Fund	42311	Sales Tax General	50,667	76,953	90,000	90,000	90,000
62	City Center East CID #2 Fund	42336	City Sales Tax Accrual	903	6,569	0	0	0
			Subtotal	51,570	83,522	90,000	90,000	90,000
			City Center East CID #2 Fund Total	51,570	83,522	90,000	90,000	90,000
63	I-35 & 95th Street TIF Fund	41120	Property Tax TIF Current	329,287	605,462	1,204,000	1,204,000	1,290,000
			Subtotal	329,287	605,462	1,204,000	1,204,000	1,290,000
			I-35 & 95th Street TIF Fund Total	329,287	605,462	1,204,000	1,204,000	1,290,000
64	SpringHill Suites CID	42311	Sales Tax General	5,625	40,825	44,000	52,000	55,000
64	SpringHill Suites CID	42336	City Sales Tax Accrual	3,815	2,731	0	0	0
			Subtotal	9,440	43,556	44,000	52,000	55,000
			SpringHill Suites CID Fund Total	9,440	43,556	44,000	52,000	55,000
65	Candlewood Suites CID	42311	Sales Tax General	11	16,103	24,000	24,000	24,000
65	Candlewood Suites CID	42336	City Sales Tax Accrual	1,131	1,723	0	0	0
			Subtotal	1,142	17,826	24,000	24,000	24,000
			Candlewood Suites CID Fund Total	1,142	17,826	24,000	24,000	24,000
66	Holiday Inn Express CID	42311	Sales Tax General	36	22,815	28,000	28,000	30,000
66	Holiday Inn Express CID	42336	City Sales Tax Accrual	2,673	1,471	0	0	0
			Subtotal	2,709	24,286	28,000	28,000	30,000
			Holiday Inn Express CID Fund Total	2,709	24,286	28,000	28,000	30,000
67	Sonoma Plaza CID	42311	Sales Tax General	0	0	0	70,000	280,000
			Subtotal	0	0	0	70,000	280,000
			Sonoma Plaza CID Fund Total	0	0	0	70,000	280,000
68	City Center Area E CID	42311	Sales Tax General	0	0	0	10,000	50,000
			Subtotal	0	0	0	10,000	50,000
			City Center Area E CID Fund Total	0	0	0	10,000	50,000
80	Stormwater Operating Fund	43210	ESC Permit	70,430	51,653	60,000	60,000	60,000
			Subtotal	70,430	51,653	60,000	60,000	60,000
80	Stormwater Operating Fund	45420	SW Capital Charge	496,471	617,946	450,000	450,000	350,000
80	Stormwater Operating Fund	45422	SW Service Charge	5,570,621	5,711,219	5,688,274	5,688,274	5,724,539
80	Stormwater Operating Fund	45424	SW Service Charge Delinquent	91,449	34,207	71,000	71,000	62,000
80	Stormwater Operating Fund	45611	SW Rain Garden	0	2,910	0	0	0
			Subtotal	6,158,541	6,366,282	6,209,274	6,209,274	6,136,539
80	Stormwater Operating Fund	47120	Investment earnings	11,085	44,365	45,000	45,000	75,000
80	Stormwater Operating Fund	47130	Investment Earnings - M2M	4,219	25,171	0	0	0
			Subtotal	15,304	69,536	45,000	45,000	75,000
80	Stormwater Operating Fund	48257	Other	0	0	395,817	388,317	388,317
			Subtotal	0	0	395,817	388,317	388,317
80	Stormwater Operating Fund	49500	Transfer in	189,090	190,433	0	0	0
80	Stormwater Operating Fund	49544	Trans in Unused Proceeds	397,196	2,056	0	0	0
			Subtotal	586,286	192,489	0	0	0
			Stormwater Operating Fund Total	6,830,561	6,679,960	6,710,091	6,702,591	6,659,856

ORG	Fund	OBJ	DESCRIPTION	2017	2018	2019	2019	2020
				ACTUAL	ACTUAL	ORIGINAL BUDGET	REVISED BUDGET	BUDGET
82	Rec Center Fund	44270	Grant - CDBG	1,677	12,233	0	0	15,000
			Subtotal	1,677	12,233	0	0	15,000
					0			
82	Rec Center Fund	45599	Coupons	-8,973	-12,444	0	0	0
82500008	Rec Center Fund	45601	Membership Fees	890,797	2,075,994	1,500,000	1,500,000	1,600,000
82506000	Rec Center Fund	45617	Kids Day Out	0	7,067	0	0	14,000
82508660	Rec Center Fund	45619	Sports Fee - Ball Hockey	0	110	250	250	250
82506636	Rec Center Fund	45621	Program - Spring Break Camp	0	1,390	0	0	4,000
82506636	Rec Center Fund	45623	Program - Winter Break Camp	0	5,848	0	0	2,500
82508660	Rec Center Fund	45625	Sports Fee - Karate	4,185	16,408	17,000	17,000	18,800
82508660	Rec Center Fund	45627	Program - Ping Pong	0	46	0	0	0
82506636	Rec Center Fund	45629	Camps - 3rd Party	0	8,165	23,000	23,000	23,000
82508660	Rec Center Fund	45635	Sports Fee - Pickleball	1,199	4,828	2,000	2,000	3,000
82508660	Rec Center Fund	45637	Sports Fee - Soccer	0	45	750	750	750
82508660	Rec Center Fund	45639	Sports Fee - Gym for me	420	2,252	1,000	1,000	1,000
82500008	Rec Center Fund	45640	Child Care Fee	13,604	37,331	35,000	35,000	35,000
82500008	Rec Center Fund	45641	Day Pass	78,175	235,431	120,000	120,000	220,000
82510000	Rec Center Fund	45642	Fitness Fee - Personal Training	14,881	35,888	58,000	58,000	40,000
82510000	Rec Center Fund	45643	Fitness Fee - Group X	4,802	8,459	70,000	70,000	60,000
82510000	Rec Center Fund	45644	Fitness Fee - Specialty Classes	255	5,391	10,000	10,000	10,000
82508660	Rec Center Fund	45645	Sport Fees - Leagues	0	1,187	0	0	0
82508660	Rec Center Fund	45646	Sports Fee - Participants	448	0	0	0	0
82503000	Rec Center Fund	45647	Birthday Party Rental Fees	52,367	167,036	115,000	115,000	140,000
82503000	Rec Center Fund	45648	Event Fees	0	839	2,000	2,000	2,000
82506641	Rec Center Fund	45649	Enrichment Fee - Dance	4,827	29,795	22,000	22,000	27,000
82506000	Rec Center Fund	45651	Enrichment Fee - Art Classes	703	2,243	2,000	2,000	2,000
82506636	Rec Center Fund	45652	Camps - Summer Camp	9,355	76,910	60,000	60,000	80,000
82506000	Rec Center Fund	45653	Enrichment Fee - Participants	2,970	13,936	19,000	19,000	19,000
82500008	Rec Center Fund	45654	Non resident fee	5,666	20,087	15,000	15,000	20,000
82500001	Rec Center Fund	45660	Scholarships	0	53	0	0	0
82500008	Rec Center Fund	45665	Specialty Memberships	0	50,485	30,000	30,000	50,000
82503000	Rec Center Fund	45732	Facility Rental Fees	14,357	12,084	5,000	5,000	5,000
82509661	Rec Center Fund	45916	Aquatics Fee - Swim Lessons	27,484	65,761	92,000	92,000	45,000
82509661	Rec Center Fund	45917	Aquatics Fee - Participants	1,615	8,461	200	200	200
82509661	Rec Center Fund	45919	Aquatics Fee - Private Lessons	0	0	0	0	15,000
82509661	Rec Center Fund	45920	Aquatics Fee - Semi Private Lessons	0	0	0	0	5,000
			Subtotal	1,119,137	2,881,086	2,199,200	2,199,200	2,442,500
82	Rec Center Fund	47120	Investment Earnings	2,380	7,421	0	16,000	18,000
82	Rec Center Fund	47130	Investment Earnings - M2M	-2,400	2,901	0	0	0
			Subtotal	-20	10,322	0	16,000	18,000
82500001	Rec Center Fund	48204	Vending Commissions	0	1,854	8,000	8,000	8,000
82500001	Rec Center Fund	48210	Vending Rec Center	354	0	0	9,000	9,000
82500001	Rec Center Fund	48216	Pro-Shop	52	1,795	6,000	6,000	6,000
82500001	Rec Center Fund	48217	Pro-Shop Sales Tax	4	23	0	0	0
82500001	Rec Center Fund	48250	Long/Short	-13	-28	0	0	0
82500001	Rec Center Fund	48230	Donations	0	0	9,000	0	0
82500001	Rec Center Fund	48281	Shining Stars	0	0	0	0	5,000
82506636	Rec Center Fund	48285	Camp Merchandise	0	256	0	0	0
			Subtotal	397	3,900	23,000	23,000	28,000
82	Rec Center Fund	49518	Transfer in - General Fund	328,408	232,184	363,204	363,204	362,737
			Subtotal	328,408	232,184	363,204	363,204	362,737
Rec Center Fund Total				1,449,599	3,139,725	2,585,404	2,601,404	2,866,237
Grand Total				111,967,265	117,968,002	119,852,846	118,599,605	125,525,434



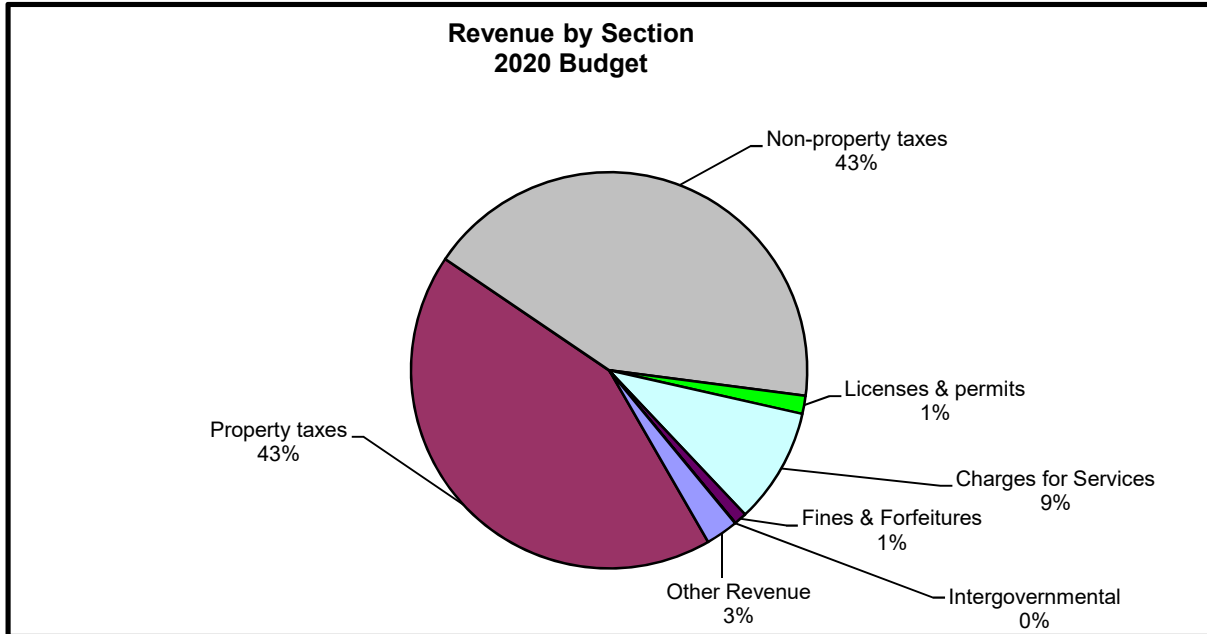
Detail Revenue by Section

**Annual Budget Document
2020**

**City of Lenexa
January 1 - December 31**



Revenue by Section



The following pages divide revenues by these sections:

- **Property Taxes**, taxes levied on real and/or personal property.
- **Non-Property Taxes**, includes franchise tax, sales and use tax, and motor vehicle excise tax.
- **Licenses and Permits**, revenues from businesses and non businesses that must be licensed or obtain permits.
- **Intergovernmental**, revenues from other governments.
- **Charges for Services**, are charges for current services provided.
- **Fines and Forfeitures**, revenues from fines and penalties.
- **Use of Money**, compensation for use of financial resources.
- **Miscellaneous Revenues**, items not otherwise classified.
- **Non-Revenue Receipts**, includes transfers from other funds.



Detail Revenue by Section

ORG	Fund	OBJ	DESCRIPTION	2017	2018	2019	2019	2020
				ACTUAL	ACTUAL	ORIGINAL BUDGET	REVISED BUDGET	BUDGET
01	General Fund	41110	Property Tax Current	23,431,476	24,545,394	26,770,897	26,770,897	28,149,598
05	Debt Service Fund	41110	Property Tax Current	7,786,800	8,158,510	7,860,983	7,860,983	7,724,676
01	General Fund	41115	Property Tax Delinquent	64,191	-79,808	65,000	65,000	65,000
05	Debt Service Fund	41115	Property Tax Delinquent	27,333	-27,023	57,000	57,000	57,000
05	Debt Service Fund	41120	Property Tax TIF Current	0	0	1,152,787	1,230,609	1,220,292
51	City Center Fund	41120	Property Tax TIF Current	2,991,235	3,873,510	5,100,000	5,100,000	7,367,000
52	City Center East TIF Fund	41120	Property Tax TIF Current	248,447	246,202	0	0	0
53	Mining TIF Fund	41120	Property Tax SA Current	1,529,128	1,617,653	2,639,000	2,639,000	3,107,000
54	Ridgeview TIF District Fund	41120	Property Tax TIF Current	917,384	871,111	1,018,000	1,018,000	1,123,000
63	I-35 & 95th Street TIF Fund	41120	Property Tax TIF Current	329,287	605,462	1,204,000	1,204,000	1,290,000
05	Debt Service Fund	41130	Property Tax SA Current	2,229,040	2,239,961	2,672,644	2,519,763	2,917,884
05	Debt Service Fund	41135	Property Tax SA Delinquent	228	815	15,000	15,000	15,000
50	NRD Fund	41140	Property Tax NRD Current	222,823	320,374	300,000	300,000	350,000
01	General Fund	41200	PILOT	0	0	272,000	272,000	296,000
05	Debt Service Fund	41200	PILOT	0	0	80,000	80,000	81,000
			Property Taxes Total	39,777,372	42,372,161	49,207,311	49,132,252	53,763,450
01	General Fund	42105	Communications Franchise Tax	978,961	914,308	979,000	914,000	914,000
01	General Fund	42110	Gas Franchise Tax	1,169,710	1,294,364	1,205,000	1,300,000	1,339,000
01	General Fund	42115	Electric Franchise Tax	4,991,990	5,364,907	5,320,000	4,950,000	5,365,000
01	General Fund	42120	Other Franchise Tax	2,009	2,022	2,000	2,000	2,000
01	General Fund	42124	Franchise Tax Electric Accrual	-106,773	23,131	0	0	0
01	General Fund	42126	Franchise Gas Electric Accrual	-645	6,632	0	0	0
01	General Fund	42128	Franchise Tax Communications Accrual	-3,921	2,931	0	0	0
01	General Fund	42200	Motor Vehicle Excise Tax	2,036,507	2,282,032	2,369,311	2,369,311	2,447,434
05	Debt Service Fund	42200	Motor Vehicle Excise Tax	893,583	808,000	787,522	787,522	718,669
01	General Fund	42205	Recreational Vehicle Tax	5,454	6,919	6,774	6,774	7,600
05	Debt Service Fund	42205	Recreational Vehicle Tax	2,409	2,437	2,252	2,252	2,232
01	General Fund	42208	Watercraft Tax	2,177	2,754	0	0	0
05	Debt Service Fund	42208	Watercraft Tax	989	916	0	0	0
01	General Fund	42210	Heavy Truck Tax	2,306	1,846	1,535	1,535	3,986
05	Debt Service Fund	42210	Heavy Truck Tax	870	830	697	697	1,324
01	General Fund	42215	Rental Excise Tax	25,079	26,967	28,290	28,290	30,939
05	Debt Service Fund	42215	Rental Excise Tax	10,493	10,675	9,403	9,403	9,085
01	General Fund	42217	Commercial motor vehicle tax	103,252	105,112	121,970	121,970	94,841
05	Debt Service Fund	42217	Commercial Motor Vehicle Tax	44,416	39,457	40,541	40,541	27,849
01	General Fund	42311	Sales Tax General	12,538,326	13,850,211	13,290,409	13,355,143	13,813,000
56	Orchard Corners CID Fund	42311	Sales Tax General	487,857	489,450	650,000	650,000	650,000
57	Prairie Creek CID Fund	42311	Sales Tax General	82,661	96,315	110,000	110,000	110,000
58	Quivira 95 CID Fund	42311	Sales Tax General	39,891	38,704	52,000	52,000	52,000
59	Greystone Plaza CID Fund	42311	Sales Tax General	54,609	60,703	70,000	70,000	70,000
61	City Center East CID #1 Fund	42311	Sales Tax General	40,461	-9,410	60,000	20,000	20,000
62	City Center East CID #2 Fund	42311	Sales Tax General	50,667	76,953	90,000	90,000	90,000
64	SpringHill Suites CID	42311	Sales Tax General	5,625	40,825	44,000	52,000	55,000
65	Candlewood Suites CID	42311	Sales Tax General	11	16,103	24,000	24,000	24,000
66	Holiday Inn Express CID	42311	Sales Tax General	36	22,815	28,000	28,000	30,000
67	Sonoma Plaza CID	42311	Sales Tax General	0	0	0	70,000	280,000
68	City Center Area E CID	42311	Sales Tax General	0	0	0	10,000	50,000
01	General Fund	42312	City Sales 3/8	4,701,872	5,193,829	4,983,902	5,008,178	5,180,000
61	City Center East CID #1 Fund	42315	Sales Tax Adjustment	0	88,386	0	0	0
01	General Fund	42320	Sales Tax County	8,631,863	9,403,561	9,716,937	9,215,490	9,400,000
01	General Fund	42331	Compensating Use General	4,180,054	4,182,619	4,325,898	4,325,898	4,413,000
01	General Fund	42332	Compensating Use 3/8	1,567,520	1,568,482	1,622,212	1,622,212	1,655,000
01	General Fund	42334	Compensating Use County	1,813,008	1,994,719	2,047,339	1,954,825	1,994,000
01	General Fund	42336	City Sales Tax Accrual	545,606	204,383	0	0	0
56	Orchard Corners CID Fund	42336	City Sales Tax Accrual	-5,101	53,221	0	0	0
57	Prairie Creek CID Fund	42336	City Sales Tax Accrual	3,124	2,980	0	0	0
58	Quivira 95 CID Fund	42336	City Sales Tax Accrual	468	464	0	0	0
59	Greystone Plaza CID Fund	42336	City Sales Tax Accrual	412	316	0	0	0
61	City Center East CID #1 Fund	42336	City Sales Tax Accrual	1,447	-8,871	0	0	0
62	City Center East CID #2 Fund	42336	City Sales Tax Accrual	903	6,569	0	0	0
64	SpringHill Suites CID	42336	City Sales Tax Accrual	3,815	2,731	0	0	0
65	Candlewood Suites CID	42336	City Sales Tax Accrual	1,131	1,723	0	0	0
66	Holiday Inn Express CID	42336	City Sales Tax Accrual	2,673	1,471	0	0	0
01	General Fund	42338	County Sales Tax Accrual	-217,029	11,128	0	0	0
01	General Fund	42340	Compensating Use Accrual	-121,614	168,419	0	0	0
01	General Fund	42342	3/8 Sales Tax Accrual	27,483	71,142	0	0	0
01	General Fund	42344	3/8 Compensating Use Accrual	-67,678	59,456	0	0	0
01	General Fund	42410	Special Liquor Tax	264,033	280,572	266,000	266,000	311,385
26	Special Alcohol Fund	42410	Special Liquor Tax	264,033	280,572	266,000	266,000	311,385

ORG	Fund	OBJ	DESCRIPTION	2017	2018	2019	2019	2020
				ACTUAL	ACTUAL	ORIGINAL BUDGET	REVISED BUDGET	BUDGET
27	Special Parks Fund	42410	Special Liquor Tax	264,033	280,572	266,000	266,000	311,385
01	General Fund	42411	Special Liquor Tax Accrual	-2,985	23,570	0	0	0
26	Special Alcohol Fund	42411	Special Liquor Tax Accrual	-2,985	23,571	0	0	0
27	Special Parks Fund	42411	Special Liquor Tax Accrual	-2,985	23,571	0	0	0
25	Special Highway Fund	42415	Gas Tax	1,405,139	1,448,604	1,435,000	1,435,000	1,460,550
25	Special Highway Fund	42416	Gas Tax Accrual	6,538	4,170	0	0	0
28	Tourism & Convention Fund	42420	Transient Guest Tax	1,139,768	1,405,270	1,760,000	1,550,000	1,690,000
28	Tourism & Convention Fund	42421	Transient Guest Tax Accrual	111,500	25,306	0	0	0
01	General Fund	42425	Excise Tax	2,281,357	865,081	500,000	500,000	500,000
			Non-Property Taxes Total	50,256,413	53,246,496	52,481,992	51,475,041	53,434,664
01200000	General Fund	43110	Animal License	38,789	30,519	40,000	40,000	30,000
01200000	General Fund	43125	Liquor	0	0	1,500	1,500	1,500
01200000	General Fund	43130	CMB License	4,090	4,974	4,250	4,250	4,250
01200000	General Fund	43135	CMB Stamp License	-75	-625	500	500	500
01200000	General Fund	43140	Drinking License	11,500	13,500	11,500	11,500	11,500
01200000	General Fund	43145	Business License	494,879	488,237	500,000	500,000	500,000
01200000	General Fund	43150	Massage Therapy	8,565	7,210	8,750	8,750	8,750
01200000	General Fund	43155	License - Refuse Hauling	0	0	1,000	1,000	1,000
01200000	General Fund	43157	License - Other	65	0	0	0	0
01200000	General Fund	43205	Building Permit	1,824,313	1,877,913	1,500,000	1,200,000	1,000,000
80	Stormwater Operating Fund	43210	ESC Permit	70,430	51,653	60,000	60,000	60,000
01300000	General Fund	43215	Burn Permit	2,175	1,800	3,000	3,000	2,000
01300000	General Fund	43220	Blast Permit	2,000	2,000	2,000	2,000	2,000
01200000	General Fund	43225	Public Improvements Permit	271,118	116,174	200,000	200,000	125,000
01200000	General Fund	43227	Site Development Permit	2,100	1,650	2,500	2,500	2,500
01350000	General Fund	43235	Oversize/Overweight	150	50	0	0	0
01200000	General Fund	43242	ROW Permit	68,355	60,426	75,000	75,000	75,000
01200000	General Fund	43265	Sign Permit	17,210	22,225	17,500	17,500	17,500
01200000	General Fund	43950	Permit - Other	0	68	0	0	0
			Licenses & Permits Total	2,815,664	2,677,774	2,427,500	2,127,500	1,841,500
01	General Fund	44205	Grant - Federal	0	27,697	0	0	0
01	General Fund	44250	State Grant	0	3,693	0	0	0
82	Rec Center Fund	44270	Grant - CDBG	1,677	12,233	0	0	15,000
			Grants Total	1,677	43,623	0	0	15,000
01350000	General Fund	45005	Fingerprint Fee	3,047	3,300	3,200	3,200	3,200
01350000	General Fund	45010	Police Accident Report	1,385	1,615	1,000	1,000	1,000
01350000	General Fund	45011	Police Discovery	14,680	10,225	13,550	13,550	13,550
01350000	General Fund	45013	Police Open Records Request	2,176	2,286	5,000	5,000	5,000
01350000	General Fund	45035	Police Fee - Police Report	1,545	1,450	1,500	1,500	1,500
01300000	General Fund	45050	Ambulance Fee	58,505	50,991	60,000	60,000	55,000
01300000	General Fund	45060	Standby Fee	0	0	1,000	1,000	1,000
01500000	General Fund	45070	Fee - Special Permit	300	600	0	0	0
01200000	General Fund	45110	Plan Fee	9,785	8,154	10,000	10,000	10,000
01200000	General Fund	45112	Fee - Preliminary Plan	600	1,500	500	500	500
01200000	General Fund	45113	Fee - Final Plan	2,550	5,100	2,500	2,500	2,500
01200000	General Fund	45114	Fee - Final Plat	6,250	6,800	5,000	5,000	5,000
01200000	General Fund	45115	Fee - Rezoning	6,350	7,950	7,500	7,500	7,500
01200000	General Fund	45116	Fee - SUP	4,650	5,300	5,000	5,000	5,000
01200000	General Fund	45117	Fee - Board of Zoning Appeal	150	0	0	0	0
01200000	General Fund	45118	Staff Review	1,500	2,625	2,000	2,000	2,000
01200000	General Fund	45120	Fee - Plan	1,599	437	2,000	2,000	2,000
01201000	General Fund	45122	Code Enforcement Fee	5,100	3,956	10,000	10,000	10,000
01200000	General Fund	45124	Rental Inspection	180,695	173,560	200,000	200,000	185,000
01200000	General Fund	45126	Special Event Fee	2,060	1,545	2,000	2,000	2,000
01200000	General Fund	45128	Vacation Petition	600	0	1,000	1,000	1,000
01013000	General Fund	45152	Court Appointed Attorney Fee	28,195	27,987	23,000	23,000	28,000
01013000	General Fund	45154	Court Cost	87,751	69,421	106,000	106,000	106,000
01013000	General Fund	45156	Court Fingerprint	29,288	23,285	30,000	30,000	30,000
01013000	General Fund	45158	Diversion	135,937	105,446	158,000	158,000	158,000
01013000	General Fund	45160	Monitoring	441	884	0	0	0
01	General Fund	45215	Economic Development Fee	27,600	110,441	40,000	40,000	50,000
50	NRD Fund	45230	NRD Application Fee	100	0	0	0	0
01	General Fund	45232	Other Fee	200,005	200,000	200,000	200,000	200,000
01	General Fund	45235	TIF Administrative Fee	1,242	0	0	0	0
01401502	General Fund	45405	Dumpster Fee	19,965	19,660	20,000	20,000	20,000
01404000	General Fund	45415	Fee - Fuel	15,817	7,545	23,000	23,000	23,000
80	Stormwater Operating Fund	45420	SW Capital Charge	496,471	617,946	450,000	450,000	350,000
80	Stormwater Operating Fund	45422	SW Service Charge	5,570,621	5,711,219	5,688,274	5,688,274	5,724,539
80	Stormwater Operating Fund	45424	SW Service Charge Delinquent	91,449	34,207	71,000	71,000	62,000
46	TIP Zone 1 Fund	45430	TIP Fee	212,753	323,571	320,000	320,000	320,000
47	TIP Zone 2 Fund	45430	TIP Fee	249,784	310,305	150,000	150,000	225,000
48	TIP Zone 3 Fund	45430	TIP Fee	103,437	77,190	76,000	76,000	150,000
40	PRIF Zone 1 Fund	45510	PRIF Fee	241,493	35,406	275,000	275,000	225,000
41	PRIF Zone 2 Fund	45510	PRIF Fee	127,480	124,198	100,000	100,000	100,000
42	PRIF Zone 3 Fund	45510	PRIF Fee	137,966	93,811	100,000	100,000	100,000
43	Street Tree Zone 1 Fund	45520	Street Tree Fee	0	0	10,000	10,000	10,000

ORG	Fund	OBJ	DESCRIPTION	2017	2018	2019	2019	2020
				ACTUAL	ACTUAL	ORIGINAL BUDGET	REVISED BUDGET	BUDGET
44	Street Tree Zone 2 Fund	45520	Street Tree Fee	98,625	14,300	45,000	25,000	50,000
45	Street Tree Zone 3 Fund	45520	Street Tree Fee	28,925	39,000	30,000	20,000	30,000
01015000	General Fund	45550	Fee - Public Market Event	14,983	22,166	45,000	45,000	25,000
82	Rec Center Fund	45599	Coupons	-8,973	-12,444	0	0	0
82500008	Rec Center Fund	45601	Membership Fees	890,797	2,075,994	1,500,000	1,500,000	1,600,000
01505634	General Fund	45602	Adult Program	4,868	1,500	10,000	10,000	10,000
01504630	General Fund	45604	Program - Basketball	4,035	2,685	18,000	18,000	8,000
01504628	General Fund	45606	Adult Fitness	13,059	11,638	23,000	23,000	15,000
01504637	General Fund	45608	Lenexa Arts Counril	379	349	0	0	0
01504637	General Fund	45609	Lenexa Arts Council - sales tax	8	-8	0	0	0
01503627	General Fund	45861	Tails on Trails Swim Admission	1,424	2,473	0	0	2,500
01507642	General Fund	45610	Naturalist class	4,555	3,489	1,800	1,800	1,800
01504632	General Fund	45612	Other Programs	1,883	3,450	8,000	8,000	8,000
01504629	General Fund	45614	Senior Citizen Program	7,357	12,312	15,000	15,000	15,000
01504629	General Fund	45616	Senior Taxi	714	618	0	0	0
01504632	General Fund	45620	Special Populations	0	0	2,000	2,000	2,000
01503624	General Fund	45622	Sports & Athletics	-1,866	14,117	0	0	14,000
82508660	Rec Center Fund	45619	Sports Fee - Ball Hockey	0	110	250	250	250
01505634	General Fund	45622	Sports & Athletics	3,806	5,187	30,000	30,000	10,000
01508645	General Fund	45628	Tennis Court Lights	94	123	400	400	0
01508645	General Fund	45626	Tennis	1,354	1,190	9,771	9,771	4,771
01504632	General Fund	45630	Theatre Programs	0	0	2,000	2,000	2,000
82508660	Rec Center Fund	45625	Sports Fee - Karate	4,185	16,408	17,000	17,000	18,800
01505634	General Fund	45632	Tournament	75	375	0	0	0
01504631	General Fund	45634	Trips	39,563	68,622	36,000	36,000	61,000
82506636	Rec Center Fund	45629	Camps - 3rd Party	0	8,165	23,000	23,000	23,000
01505634	General Fund	45636	Volleyball	395	-395	2,000	2,000	2,000
01504632	General Fund	45638	Youth Programs	76,253	45,235	64,060	64,060	64,060
01300000	General Fund	45644	Fee - Speciality	0	4,725	0	0	0
82508660	Rec Center Fund	45635	Sports Fee - Pickleball	1,199	4,828	2,000	2,000	3,000
01300000	General Fund	45650	CPR Class Fee	240	840	0	0	0
82508660	Rec Center Fund	45637	Sports Fee - Soccer	0	45	750	750	750
01502612	General Fund	45715	Community Center Rental	60,102	75,729	78,000	78,000	68,000
82508660	Rec Center Fund	45639	Sports Fee - Gym for me	420	2,252	1,000	1,000	1,000
82500008	Rec Center Fund	45640	Child Care Fee	13,604	37,331	35,000	35,000	35,000
82500008	Rec Center Fund	45641	Day Pass	78,175	235,431	120,000	120,000	220,000
82510000	Rec Center Fund	45642	Fitness Fee - Personal Training	14,881	35,888	58,000	58,000	40,000
82510000	Rec Center Fund	45643	Fitness Fee - Group X	4,802	8,459	70,000	70,000	60,000
82510000	Rec Center Fund	45644	Fitness Fee - Speciality Classes	255	5,391	10,000	10,000	10,000
82508660	Rec Center Fund	45645	Sport Fees - Leagues	0	1,187	0	0	0
82508660	Rec Center Fund	45646	Sports Fee - Participants	448	0	0	0	0
82503000	Rec Center Fund	45647	Birthday Party Rental Fees	52,367	167,036	115,000	115,000	140,000
82503000	Rec Center Fund	45648	Event Fees	0	839	2,000	2,000	2,000
82506641	Rec Center Fund	45649	Enrichment Fee - Dance	4,827	29,795	22,000	22,000	27,000
01508644	General Fund	45720	Sports Field Rental	49,889	47,987	500	500	45,000
82506000	Rec Center Fund	45651	Enrichment Fee - Art Classes	703	2,243	2,000	2,000	2,000
82506636	Rec Center Fund	45652	Camps - Summer Camp	9,355	76,910	60,000	60,000	80,000
82506000	Rec Center Fund	45653	Enrichment Fee - Participants	2,970	13,936	19,000	19,000	19,000
82500008	Rec Center Fund	45654	Non resident fee	5,666	20,087	15,000	15,000	20,000
82500008	Rec Center Fund	45665	Specialty Memberships	0	50,485	30,000	30,000	50,000
01502613	General Fund	45725	Thompson Barn Rental	234,078	258,955	200,000	200,000	210,000
01502614	General Fund	45735	Park Shelter Rental	42,925	49,750	30,000	30,000	45,000
01502612	General Fund	45740	Senior Center Rental	16,185	17,662	23,500	23,500	13,000
82503000	Rec Center Fund	45732	Facility Rental Fees	14,357	12,084	5,000	5,000	5,000
01500000	General Fund	45750	Rental - Community Forum	613	2,100	0	0	2,500
01500000	General Fund	45751	Rental - Prairie Star	600	9,980	0	0	10,000
80	Stormwater Operating Fund	45611	SW Rain Garden	0	2,910	0	0	0
01500000	General Fund	45752	Rental - Santa Fe	500	5,420	2,000	2,000	2,500
01015000	General Fund	45753	Rental - Kitchen	300	2,795	25,000	25,000	7,500
01503615	General Fund	45802	BBQ Admission	29,925	29,760	44,000	44,000	44,000
82506000	Rec Center Fund	45617	Kids Day Out	0	7,067	0	0	14,000
01503615	General Fund	45804	BBQ Admissions Tax	2	6	0	0	0
82506636	Rec Center Fund	45621	Program - Spring Break Camp	0	1,390	0	0	4,000
82506636	Rec Center Fund	45623	Program - Winter Break Camp	0	5,848	0	0	2,500
01503615	General Fund	45806	BBQ Contestant	37,500	37,200	40,000	40,000	40,000
82508660	Rec Center Fund	45627	Program - Ping Pong	0	46	0	0	0
01503615	General Fund	45808	BBQ Electricity	7,800	8,050	0	0	8,000
01503615	General Fund	45810	BBQ Parking	2,367	1,827	0	0	1,800
01503615	General Fund	45812	BBQ Souvenirs	2,290	2,090	4,000	4,000	6,000
01503615	General Fund	45816	BBQ Vendor	1,419	1,774	0	0	0
01503616	General Fund	45826	Chili Contestants	13,601	13,957	15,000	15,000	15,000
82500001	Rec Center Fund	45660	Scholarships	0	53	0	0	0
01503616	General Fund	45828	Chili Souvenir	2,576	3,105	0	0	3,000
01503616	General Fund	45832	Chili Vendor	666	713	0	0	75
01503611	General Fund	45835	Movie in Park Concession Vendor	75	0	0	0	0
01503611	General Fund	45835	Movie in Park Concession	0	0	0	0	150
01503619	General Fund	45835	Enchanted Forest Concession Vendor	0	150	0	0	0
01503620	General Fund	45835	Freedom Run Concession Vendor	0	100	0	0	0
01503619	General Fund	45836	Enchanted Admission	0	0	7,000	7,000	0

ORG	Fund	OBJ	DESCRIPTION	2017	2018	2019	2019	2020
				ACTUAL	ACTUAL	ORIGINAL BUDGET	REVISED BUDGET	BUDGET
01503620	General Fund	45844	Freedom Run	35,403	40,644	35,000	35,000	35,000
01503623	General Fund	45846	Other Events	0	0	2,000	2,000	2,000
01503625	General Fund	45848	Spinach Admission	0	0	2,000	2,000	2,000
01503625	General Fund	45852	Spinach Crafter	5,628	3,942	10,000	10,000	5,000
01503625	General Fund	45854	Spinach Souvenir	794	651	400	400	400
01503625	General Fund	45858	Spinach Vendor	1,000	1,000	1,000	1,000	1,000
01503627	General Fund	45859	Tails on Trails Vendor	595	545	0	0	500
01503627	General Fund	45860	Tails on Trails Souvenir	9	0	0	0	0
01506655	General Fund	45863	Art & Wine Fair Booth	4,574	3,932	4,750	4,750	4,750
01506655	General Fund	45864	Art & Wine Fair Vendors	755	434	600	600	600
01506655	General Fund	45865	Art & Wine Fair Souvenirs	67	626	500	500	500
01506655	General Fund	45867	Art & Wine Fair Admission	10,696	10,956	40,000	40,000	20,000
01509647	General Fund	45902	Ad Astra Pool Guest	22,364	24,616	30,721	30,721	0
01509647	General Fund	45904	Ad Astra Pool Rental	4,550	790	8,918	8,918	0
01509648	General Fund	45906	Flat Rock Creek Pool Guest	15,514	17,225	16,594	16,594	16,594
01509648	General Fund	45908	Flat Rock Creek Pool Rental	136	656	1,230	1,230	1,230
01509649	General Fund	45910	Indian Trails Pool Guest	61,467	58,061	65,625	65,625	65,625
01509649	General Fund	45912	Indian Trails Pool Rental	3,806	0	0	0	0
01509649	General Fund	45912	Indian Trails Pool Rental	0	1,408	0	0	0
01509649	General Fund	45914	Pool Membership	108,092	105,505	140,000	140,000	140,000
01509650	General Fund	45916	Swim Lessons	36,570	29,502	30,750	30,750	30,750
82509661	Rec Center Fund	45916	Aquatics Fee - Swim Lessons	27,484	65,761	92,000	92,000	45,000
82509661	Rec Center Fund	45917	Aquatics Fee - Participants	1,615	8,461	200	200	200
01509651	General Fund	45918	Swim Team	21,744	23,622	25,625	25,625	25,625
01500000	General Fund	45950	Damage Fee	275	375	0	0	0
82509661	Rec Center Fund	45919	Aquatics Fee - Private Lessons	0	0	0	0	15,000
82509661	Rec Center Fund	45920	Aquatics Fee - Semi Private Lessons	0	0	0	0	5,000
			Charges for Services Total	10,338,640	12,211,503	11,598,968	11,568,968	11,835,019
01352000	General Fund	46100	Alarm Fines	79,965	71,304	60,000	60,000	70,000
01352000	General Fund	46105	Alcohol Fines	0	42	0	0	0
01352000	General Fund	46115	Court & Cost	920,538	773,996	1,230,000	1,230,000	1,230,000
01201000	General Fund	46120	Nuisance Fine	460	745	1,000	1,000	1,000
01201000	General Fund	46125	Weed Fine	13,688	19,648	20,000	20,000	20,000
			Fines & Forfeitures Total	1,014,651	865,735	1,311,000	1,311,000	1,321,000
01	General Fund	47120	Investment earnings	174,464	789,078	675,000	675,000	875,000
05	Debt Service Fund	47120	Investment earnings	10,702	97,986	113,000	113,000	125,000
06	TIF Debt Service	47120	Investment earnings	261	850	0	0	0
40	PRIF Zone 1 Fund	47120	Investment earnings	2,784	3,726	0	0	0
41	PRIF Zone 2 Fund	47120	Investment earnings	1,509	5,380	0	0	0
42	PRIF Zone 3 Fund	47120	Investment earnings	1,377	5,654	0	0	0
43	Street Tree Zone 1 Fund	47120	Investment earnings	142	1,039	0	0	0
44	Street Tree Zone 2 Fund	47120	Investment earnings	-57	1,407	0	0	0
45	Street Tree Zone 3 Fund	47120	Investment earnings	140	1,846	0	0	0
46	TIP Zone 1 Fund	47120	Investment earnings	2,259	9,121	0	0	0
47	TIP Zone 2 Fund	47120	Investment earnings	576	5,721	0	0	0
48	TIP Zone 3 Fund	47120	Investment earnings	1,361	6,288	0	0	0
80	Stormwater Operating Fund	47120	Investment earnings	11,085	44,365	45,000	45,000	75,000
82	Rec Center Fund	47120	Investment Earnings	2,380	7,421	0	16,000	18,000
01	General Fund	47130	Investment Earnings - M2M	27,355	262,600	0	0	0
05	Debt Service Fund	47130	Investment Earnings - M2M	36,228	46,833	0	0	0
40	PRIF Zone 1 Fund	47130	Investment Earnings - M2M	6,489	4,018	0	0	0
41	PRIF Zone 2 Fund	47130	Investment Earnings - M2M	1,136	3,973	0	0	0
42	PRIF Zone 3 Fund	47130	Investment Earnings - M2M	489	4,156	0	0	0
43	Street Tree Zone 1 Fund	47130	Investment Earnings - M2M	380	866	0	0	0
44	Street Tree Zone 2 Fund	47130	Investment Earnings - M2M	-169	1,151	0	0	0
45	Street Tree Zone 3 Fund	47130	Investment Earnings - M2M	888	1,502	0	0	0
46	TIP Zone 1 Fund	47130	Investment Earnings - M2M	2,832	7,364	0	0	0
47	TIP Zone 2 Fund	47130	Investment Earnings - M2M	-1,202	3,741	0	0	0
48	TIP Zone 3 Fund	47130	Investment Earnings - M2M	862	4,753	0	0	0
80	Stormwater Operating Fund	47130	Investment Earnings - M2M	4,219	25,171	0	0	0
82	Rec Center Fund	47130	Investment Earnings - M2M	-2,400	2,901	0	0	0
01350401	General Fund	47500	Tower Lease	379,163	380,849	398,000	398,000	414,000
01	General Fund	47509	City Hall Lease	65,213	163,668	189,853	189,853	164,436
01015000	General Fund	47510	Public Market Lease	25,249	125,693	126,000	126,000	150,000
01015000	General Fund	47520	Public Market Daycart rental	1,875	5,645	2,000	2,000	5,500
01	General Fund	47600	Rents & Royalties	20,091	20,091	20,091	20,091	20,091
			Use of Money Total	777,681	2,044,857	1,568,944	1,584,944	1,847,027
01509646	General Fund	48103	Lanyards sales	51	31	0	0	0
01509647	General Fund	48105	Concessions Ad Astra	5,807	5,282	17,340	17,340	0
01509647	General Fund	48110	Concessions Ad Astra Sales Tax	8	8	0	0	0
01509648	General Fund	48115	Concessions Flat Rock Creek	6,579	6,908	8,670	8,670	8,670
01509648	General Fund	48120	Concessions Flat Rock Creek Sales Tax	2	9	0	0	0
01509649	General Fund	48125	Concessions Indian Trails	17,032	14,600	25,500	25,500	25,500
01509649	General Fund	48130	Concessions Indian Trails Sales Tax	44	19	0	0	0
01503610	General Fund	48150	Farmers Market Vendors	0	17,110	0	0	0
01503610	General Fund	48151	Farmers Market Cultivate Kansas	0	410	0	0	0

ORG	Fund	OBJ	DESCRIPTION	2017	2018	2019	2019	2020
				ACTUAL	ACTUAL	ORIGINAL BUDGET	REVISED BUDGET	BUDGET
82500001	Rec Center Fund	48204	Vending Commissions	0	1,854	8,000	8,000	8,000
01500000	General Fund	48210	Vending Community Center	1,775	0	800	800	800
82500001	Rec Center Fund	48210	Vending Rec Center	354	0	0	9,000	9,000
01500000	General Fund	48212	Vending - Community Center Tax	-10	0	0	0	0
01504629	General Fund	48213	Wii Shirts	82	37	0	0	0
82500001	Rec Center Fund	48216	Pro-Shop	52	1,795	6,000	6,000	6,000
82500001	Rec Center Fund	48217	Pro-Shop Sales Tax	4	23	0	0	0
02	Endowment Fund	48230	Donations	3,575	0	0	0	0
03	Foundation Fund	48230	Donations	11,325	14,063	0	0	0
82500001	Rec Center Fund	48230	Donations	0	0	9,000	0	0
01	General Fund	48235	Insufficient Funds	834	1,048	800	800	800
01	General Fund	48250	Long/Short	338	54	0	0	0
82500001	Rec Center Fund	48250	Long/Short	-13	-28	0	0	0
01	General Fund	48257	Other	127,518	541,247	125,000	125,000	125,000
05	Debt Service Fund	48257	Other	4,143	0	0	0	0
80	Stormwater Operating Fund	48257	Other	0	0	395,817	388,317	388,317
01	General Fund	48260	Photocopies	3,047	1,305	3,000	3,000	1,500
01	General Fund	48270	Pcard Rebate	56,083	67,329	68,000	68,000	68,000
01503623	General Fund	48275	Souvenir I Like	404	316	0	0	0
01503623	General Fund	48280	Souvenir I Like tax	-22	3	0	0	0
01504632	General Fund	48281	Shining Stars Gear	3,446	5,855	0	0	0
82500001	Rec Center Fund	48281	Shining Stars	0	0	0	0	5,000
01507642	General Fund	48283	Coffee Walk & Talk T-shirt Sales	283	27	0	0	0
01015000	General Fund	48285	Public Market Merchandise	1,639	2,221	5,000	5,000	2,500
01503610	General Fund	48285	Farmers Market Merchandise	0	2,085	0	0	0
82506636	Rec Center Fund	48285	Camp Merchandise	0	256	0	0	0
01015000	General Fund	48286	Pub Mkt Merchandise Sales Tax	54	-58	0	0	0
01503610	General Fund	48286	Farm Mkt Merchandise Sales Tax	0	8	0	0	0
01015000	General Fund	48287	Public Mkt Merchandise Floral	11,044	8,651	0	0	0
01015000	General Fund	48288	Public Market Floral Sales Tax	334	-353	0	0	0
			Miscellaneous Total	255,812	692,115	672,927	665,427	649,087
01503627	General Fund	49426	Tails on Trails Sponsorship	1,074	537	0	0	500
01503621	General Fund	49427	Sponsorship - Sar Ko Aglow	1,269	1,317	500	500	500
01506654	General Fund	49428	Sponsorship - Get Outdoors	1,464	342	500	500	500
01503611	General Fund	49429	Sponsorship - Movie in the Park	1,464	1,125	0	0	1,200
01506655	General Fund	49433	Sponsorships - Art	8,583	7,685	6,000	6,000	6,000
01	General Fund	49435	Sponsorship - Other	25,950	735	0	0	0
01503623	General Fund	49435	Sponsorship - Other	0	732	0	0	0
01	General Fund	49200	Refunds	-32	0	0	0	0
01	General Fund	49210	Auction Proceeds	10,203	2,688	0	0	0
01	General Fund	49310	Sale of Land	548,667	2,145,379	0	0	0
01503615	General Fund	49410	BBQ Sponsorship	16,943	20,750	40,000	40,000	40,000
01503616	General Fund	49415	Chili Sponsorship	13,078	11,080	7,500	7,500	11,500
01503619	General Fund	49420	Enchanted Sponsorship	1,809	2,877	0	0	2,500
01503625	General Fund	49425	Spinach Sponsorship	8,268	8,865	4,500	4,500	8,500
01503620	General Fund	49430	Freedom Run Sponsorship	5,388	4,490	2,000	2,000	2,000
01503610	General Fund	49431	Farmers Market Sponsorship	0	3,750	0	0	0
82	Rec Center Fund	49518	Transfer in - General Fund	328,408	232,184	363,204	363,204	362,737
01	General Fund	49500	Transfer in	4,324,093	408,432	100,000	250,269	322,750
03	Foundation Fund	49500	Transfer in	0	403	0	0	0
05	Debt Service Fund	49500	Transfer in	202,206	208,456	0	0	0
06	TIF Debt Service	49500	Transfer in	248,447	246,202	0	0	0
46	TIP Zone 1 Fund	49500	Transfer in	0	220,717	0	0	0
47	TIP Zone 2 Fund	49500	Transfer in	2,285	0	0	0	0
80	Stormwater Operating Fund	49500	Transfer in	189,090	190,433	0	0	0
01	General Fund	49532	Transfer in Special Alcohol	61,229	52,189	60,000	60,000	60,000
05	Debt Service Fund	49544	Trans in Unused Proceeds	332,273	40,314	0	0	0
80	Stormwater Operating Fund	49544	Trans in Unused Proceeds	397,196	2,056	0	0	0
			Non Revenue Receipts Total	6,729,355	3,813,738	584,204	734,473	818,687
Grand Total All Funds				111,967,265	117,968,002	119,852,846	118,599,605	125,525,434



Appendix

**Annual Budget Document
2020
City of Lenexa
January 1 - December 31**

Fund Descriptions

General Fund (Fund 01): The General Fund is the principal fund of the City and accounts for all financial transactions not accounted for in other funds. The majority of current operating expenditures of the City are financed through revenue received by the General Fund.

Debt Service Fund (Fund 05 and 06): The Debt Service Fund is used to account for resources to be used for the payment of principal, interest and related costs of the General Obligation (G.O.) Bonds and Tax Increment Financing (T.I.F.) Bonds of the City.

Special Highway Fund (Fund 25): Special Highway Fund expenditures are used to account for monies levied by the State of Kansas (Motor Fuel Tax) producing revenues to be used to defray in whole, or in part, the cost of constructing, altering, reconstructing, maintaining and repairing streets and highways.

Special Alcohol Fund (Fund 26): The Special Alcohol Fund is used to account for monies provided by a state liquor taxation on private clubs and expended for the purchase, establishment, and maintenance of services or programs for alcoholism prevention and education. Special Alcohol Funds are to be evenly distributed between the General Fund, Special Parks & Recreation Fund, and Special Alcohol Fund.

Special Parks & Recreation Fund (Fund 27): The Special Parks & Recreation Fund is used to account for monies provided by a state liquor taxation on private clubs, and expended for the purchase, establishment, and maintenance or expansion of park and recreational services, programs and facilities. Special Alcohol Funds are evenly distributed between the General Fund, Special Parks & Recreation Fund, and Special Alcohol Fund.

Tourism and Convention Fund (Fund 28): The Tourism and Convention Fund is used to account for monies derived from transient guest tax levied upon the gross rental receipts paid by guests for lodging to be used for promotion of tourism, conventions, and economic development.

Parks & Recreation Impact Fee Zone Funds (Fund 40, 41 and 42): To account for monies provided by park impact fees imposed on new development and expended on parks and recreation facilities.

Street Tree Zone Funds (Fund 43, 44 and 45): To account for monies received from building permits for the purpose of financing the landscaping of street-side property.

Transportation Improvement Plan Zone Funds (Fund 46, 47, 48): To account for monies provided by traffic impact fees imposed on new development and expended on transportation operational improvements.

Neighborhood Revitalization Fund (Fund 50): The Neighborhood Revitalization Fund provides for revitalization efforts to improve neighborhoods and continue the City's reputation as a safe, attractive and friendly community. The incentives encourage property owners to reinvest and increase the assessed value of their properties.

Fund Descriptions

City Center TIF Fund (Fund 51): To account for monies received from the County for the TIF property tax increment to reimburse the developer for certified costs associated with the City Center TIF District.

City Center East TIF Fund (Fund 52): To account for monies received from the County for the TIF property tax increment to reimburse the developer for certified costs associated with the City Center East TIF District.

Mining TIF District Fund (Fund 53): To account for monies received from the County for the TIF property tax increment to reimburse the developer for certified costs associated with the Mining TIF District.

Ridgeview Mining TIF District Fund (Fund 54): To account for monies received from the Tax Increment Financing District for the purpose of redevelopment in the area southwest of the intersection of Prairie Star Parkway and Renner Boulevard.

Orchard Corners CID Fund (Fund 56): To account for monies received from the Orchard Corners Community Improvement District which is funded by an additional 1% sales tax in the district area.

Prairie Creek CID Fund (Fund 57): To account for monies received from the Prairie Creek Community Improvement District which is funded by an additional 1% sales tax in the district area.

Quivira 95 CID Fund (Fund 58): To account for monies received from the Quivira 95 Community Improvement District which is funded by an additional 1% sales tax in the district area.

Greystone Plaza CID Fund (Fund 59): To account for monies received from the Greystone Plaza Community Improvement District which is funded by an additional 1% sales tax in the district area.

City Center East #1 CID Fund (Fund 61): To account for monies received from the City Center East #1 Community Improvement District which is funded by an additional 1% sales tax in the district area.

City Center East #2 CID Fund (Fund 62): To account for monies received from the City Center East #2 Community Improvement District which is funded by an additional 1% sales tax in the district area.

I-35 and 95th Street TIF Fund (Fund 63): To account for monies received from the Tax Increment Financing District for the purpose of redevelopment in the area near the intersection of 95th Street and Interstate 35.

SpringHill Suites CID Fund (Fund 64): To account for monies received from the SpringHill Suites Community Improvement District which is funded by an additional 1% sales tax in the district area.

Fund Descriptions

Candlewood Suites CID Fund (Fund 65): To account for monies received from the Candlewood Suites Community Improvement District which is funded by an additional 1% sales tax in the district area.

Holiday Inn Express CID Fund (Fund 66): To account for monies received from the Holiday Inn Express Community Improvement District which is funded by an additional 1% sales tax in the district area.

Sonoma Plaza CID Fund (Fund 67): To account for monies received from the Sonoma Community Improvement District which is funded by an additional 1% sales tax in the district area.

City Center Area E CID Fund (Fund 68): To account for monies received from the Lenexa City Center Area E Community Improvement District which is funded by an additional 1% sales tax in the district area.

Stormwater Management Fund (Fund 80): The Stormwater Management Fund is used to account for revenues from stormwater utility charges, capital charges, General Fund revenues and grant funds to provide a systematic, economical and environmentally sensitive means for managing stormwater.

Rec Center Fund (Fund 82): The Rec Center Fund is used to account for monies received from memberships, passes, and class fees at the Lenexa Rec Center.

Department Descriptions

DEPARTMENT NUMBER	DEPARTMENT DESCRIPTION
01	Executive
03	Transfers
05	Economic Development
10	Finance
11	Human Resources
15	Enterprise Systems & Technology
18	Legal
20	Community Development
30	Fire
35	Police
38	Emergency Management
40	Municipal Services
50	Parks & Recreation
70	Debt Service

Division Descriptions

DIVISION NUMBER	DIVISION DESCRIPTION
010	Governing Body
011	City Manager
012	Communications
013	Court
014	City Clerk
015	Public Market
030	Transfers
051	Economic Development-Community Improvement District
052	Economic Development-Neighborhood Revitalization District
053	Economic Development-Tax Increment Financing
054	Economic Development-Convention & Visitors Bureau
055	Economic Development-Economic Development Council
056	Economic Development-Other
100	Finance
110	Human Resources - Administration
111	Human Resources - Recruiting
150	Enterprise Systems & Technology
180	Legal - Administration
181	Legal - Prosecution
200	Community Development - Administration
201	Community Development - Community Standards
202	Community Development - Building Inspect
203	Community Development - Land Use
204	Community Development - Engineering
300	Fire - Administration
301	Fire - Operations
302	Fire - Planning
303	Fire - Logistics
350	Police - Administration
351	Police - Investigations
352	Police - Patrol
380	Emergency Management
400	Municipal Services - Administration
401	Municipal Services - Highways & Streets
402	Municipal Services - Traffic
403	Municipal Services - Facilities
404	Municipal Services - Fleet
405	Municipal Services - Stormwater
406	Municipal Services - Parking Structure

Division Descriptions

500	Park & Rec - Administration
501	Parks & Recreation - Maintenance
502	Parks & Recreation - Programming
503	Parks & Recreation - Events
504	Parks & Recreation - Active Adults
505	Parks & Recreation - Youth
506	Parks & Recreation - Art & Enrichment
507	Parks & Recreation - Program Nature
508	Parks & Recreation - Sports
509	Parks & Recreation - Pool
510	Parks & Recreation - Fitness
700	Debt Service

Org Code Descriptions

ORG NUMBER	ORG DESCRIPTION
01	General Fund
01010000	Governing Body
01011000	City Manager
01012000	Communications
01013000	Court
01014000	City Clerk
01015000	Public Market
01030000	Transfers
01100000	Finance
01110000	Human Resources- Administration
01111011	Human Resources- Recruiting
01150000	EST - Administration
01150012	EST - Support Services
01150013	EST - Data/Analytics
01150014	EST - Infrastructure
01180000	Legal - Administration
01181000	Legal - Prosecution
01200000	Community Development - Administration
01201000	Community Development - Comm Standards
01202000	Community Development - Building Inspection
01203000	Community Development - Land Use
01204000	Community Development - Engineering
01300000	Fire - Administration
01300302	Fire - Occupational Safety
01300303	Fire - Prof Development
01301000	Fire Operations - Administration
01301305	Fire Operations - Technical Rescue
01301306	Fire Operations - Haz Mat
01302000	Fire Planning - Administration
01302310	Fire Planning - Prevention
01302311	Fire Planning - Investigation
01302312	Fire Planning - Education
01303314	Fire Logistics - Vehicles
01303316	Fire Logistics - Equipment
01303318	Fire Logistics - EMS Training
01303500	Fire Logistics - Facilities
01350000	Police - Administration

Org Code Descriptions

ORG NUMBER	ORG DESCRIPTION
01350401	Police - Administration Towers
01351000	Police - Investigations
01352000	Police Patrol
01352011	Police Patrol - Recruiting
01352307	Police Patrol - Bike
01352402	Police Patrol - K9
01352403	Police Patrol - Traffic
01352404	Police Patrol - Tactical
01352405	Police Patrol - Animal Control
01352406	Police Patrol - School Resource Officer
01352407	Police Patrol - Firearms
01352408	Police Patrol - Community Policing
01352409	Police Patrol - Training
01352410	Police Patrol - Directed Patrol Unit
01380000	Emergency Management
01400000	Municipal Services - Administration
01401501	Municipal Services - Highways & Streets Snow
01401502	Municipal Services - Highways & Streets
01402503	Municipal Services - Traffic Street Light
01402504	Municipal Services - Traffic
01403500	Municipal Services - Facilities
01404000	Municipal Services - Fleet
01406000	Municipal Services - Parking Structure
01500000	Park & Recreation - Administration
01501000	Parks & Recreation - Maintenance Administration
01501500	Parks & Recreation - Maintenance Facilities
01501601	Parks & Recreation - Maintenance Turf
01501602	Parks & Recreation - Maintenance Landscape
01501612	Parks & Recreation - Custodial
01502000	Parks & Recreation - Program Administration
01502612	Parks & Recreation - Support Services
01502613	Parks & Recreation - Thompson Barn
01502614	Parks & Recreation - Other
01502653	Parks & Recreation - National Guard Armory
01503610	Parks & Recreation - Farmers Market
01503615	Parks & Recreation - BBQ
01503616	Parks & Recreation - Chili
01503617	Parks & Recreation - Community Days
01503618	Parks & Recreation - Cupid Gem
01503619	Parks & Recreation - Enchanted Forest
01503620	Parks & Recreation - Freedom Run

Org Code Descriptions

ORG NUMBER	ORG DESCRIPTION
01503621	Parks & Recreation - Holiday Light
01503622	Parks & Recreation - May Music
01503623	Parks & Recreation - Other events
01503624	Parks & Recreation - Bike Ride
01503625	Parks & Recreation - Spinach
01503626	Parks & Recreation - Senior Banquet
01503627	Parks & Recreation - Tails on Trails
01503656	Parks & Recreation - Bridal Show
01504628	Parks & Recreation - Adult Fitness
01504629	Parks & Recreation - Senior Programs
01504630	Parks & Recreation - Adult Sports
01504631	Parks & Recreation - Adult Trips
01504632	Parks & Recreation - Other
01505634	Parks & Recreation - Youth Sports
01505635	Parks & Recreation - Arts & Crafts
01505636	Parks & Recreation - Camps & Shows
01506637	Parks & Recreation - Programs Art Council
01506638	Parks & Recreation - Programs Cook
01506640	Parks & Recreation - Programs Dance
01506654	Parks & Recreation - Get Outdoors
01506655	Parks & Recreation - Art & Wine Fair
01506658	Parks & Recreation - Community Symphony
01507642	Parks & Recreation - Programs Nature
01507643	Parks & Recreation - Community Gardens
01508645	Parks & Recreation - Tennis
01509646	Parks & Recreation - Swimming Pools
01509647	Parks & Recreation - Pool Ad Astra
01509648	Parks & Recreation - Pool Flat Rock Creek
01509649	Parks & Recreation - Pool Indian Trails
01509651	Parks & Recreation - Pool Swim Team
05	Debt Service Fund
05700000	Debt Service
06	TIF Debt Service Fund
06700000	TIF Debt Service
25	Special Highway Fund
25401502	Special Highway - Streets
26	Special Alcohol Fund
26350000	Drug & Alcohol Awareness
27	Special Parks & Recreation Fund
27501000	Special Parks

Org Code Descriptions

ORG NUMBER	ORG DESCRIPTION
28	Tourism & Convention Fund
28054000	Economic Development-Convention & Visitors Bureau
28055000	Economic Development-Economic Development Council
28056000	Economic Development - Other
28500652	Parks & Recreation - Legler Barn
40	Parks & Recreation Impact Fee - Zone 1
40501703	PRIF Zone 1
40501709	PRIF Zone 1 - Arts
41	Parks & Recreation Impact Fee - Zone 2
41501704	PRIF Zone 2
41501710	PRIF Zone 2 - Arts
42	Parks & Rereation Impact Fee - Zone 3
42501705	PRIF Zone 3
42501706	PRIF Zone 3 - Arts
43	Street Tree Fund - Zone 1
43501706	Street Tree Zone 1
44	Street Tree Fund - Zone 2
44501707	Street Tree Zone 2
45	Street Tree Fund - Zone 3
45501708	Street Tree Zone 3
46	TIP Fee Fund - Zone 1
46402000	TIP Zone 1
47	TIP Fee Fund - Zone 2
47402000	TIP Zone 2
48	TIP Fee Fund - Zone 3
48402000	TIP Zone 3
50	Neighborhood Revitalization District
50052000	Economic Development - NRD
51	City Center TIF Fund
51053000	Economic Development - TIF
52	City Center East TIF Debt Fd
52053000	Economic Development - TIF
53	Mining TIF Fund
53053000	Economic Development - TIF
54	Ridgeview Mining TIF Fund
54053000	Economic Development - TIF
56	Orchard Corners CID Fund
56051000	Economic Development - CID
57	Prairie Creek CID Fund
57051000	Economic Development - CID
58	Quivira 95 CID Fund
58051000	Economic Development - CID

Org Code Descriptions

ORG NUMBER	ORG DESCRIPTION
59	Greystone Plaza CID Fund
59051000	Economic Development - CID
61	City Center East CID #1 Fund
61051000	Economic Development - CID
62	City Center East CID #2 Fund
62051000	Economic Development - CID
63	I-35 & 95th Street TIF
63053000	Economic Development - TIF
64	Springhill Suites CID
64051000	Economic Development - CID
65	Candlewood Suites CID
65051000	Economic Development - CID
66	Holiday Inn Express CID
66051000	Economic Development - CID
67	Sonoma Plaza CID
67051000	Economic Development - TIF
68	City Center Area E CID
68051000	Economic Development - TIF
80	Stormwater Oper Fund
80000000	Stormwater - GAAP
80405000	Stormwater - Administration
80405500	Stormwater - Maintenance
80405550	Stormwater - Development
80700000	Stormwater - Debt Service
82	Rec Center Fund
82500001	Rec Center - Administration
82500008	Rec Center - Customer Service
82501001	Rec Center - Facilities
82502659	Rec Center - Support Services
82503000	Rec Center - Rentals & Events
82506000	Rec Center - Enrichment
82506636	Rec Center - Camps
82506641	Rec Center - Dance
82508660	Rec Center - Sports
82509661	Rec Center - Pools
82510000	Rec Center - Fitness

Expenditure Object Code Definitions

Obj Code	Description	Definitions
Personnel Services		
51000	Wages	
51100	Regular salary/wages	Regular hourly and salaried employee wages.
51110	Overtime/Shift/Hazard	Overtime/shift/hazard pay.
51115	Holiday	Includes all salary wages paid to full time and regular part time employees who work a holiday.
51120	Allowances	Includes monetary allowances paid to employees for tools, clothing, and car allowances. (Mileage reimbursements not included)
51123	Vacation Final Payout	Includes vacation time paid out to employees when they terminate
51125	Education	Include expenditures associated with higher education or certification courses attended with a successful completion of course. The courses should be designed to increase the employee's level of skill or expertise. (College courses or certification programs)
51130	Compensation Reserve	Reserve funds set aside for pay plan adjustments and salary increases.
51200	Overtime - Fire	
51202	Overtime - Fire inspection	Fire Overtime wages paid as a result of business fire code inspections.
51204	Overtime - Automatic/Mutual Aid	Fire Overtime wages paid as a result of a response outside of Lenexa city limits.
51206	Overtime - Call back	Fire Overtime wages paid as a result of an emergency call-back in Lenexa.
51210	Overtime - Fire investigation	Fire Overtime wages paid as a result of fire investigations.
51214	Overtime - Other	Fire Other overtime wages paid.
51216	Overtime - Premium Pay	Fire FLSA (Fair Labor Standards Act) 27 day cycle.
51218	Overtime - Program Management	Fire Overtime wages paid as a result of attending a committee meeting.
51220	Overtime - Public Education	Fire Overtime wages paid as a result of public education seminars/events.
51222	Overtime - Special Event	Fire Overtime wages paid as a result of working a city sponsored special event (BBQ, Freedom Run, etc.).
51226	Overtime - Training	Fire Overtime wages paid as a result of training.
51227	Overtime - Paramedic Coverage	Fire Overtime wages paid as a result of paramedic credentialing.
51500	Benefits	
51505	Employers FICA/OADSI	City's match of employees' social security wages (FICA), (old age portion).
51510	Employers FICA/Medicare	City's match of employees' social security wages (FICA), (Medicare portion).
51515	Employers KPERs	City's contributions for KPERs (Kansas Public Employees Retirement System).
51520	Employers KPERs W@R	City's contributions to KPERs for employees who are rehired after retirement.
51525	Employers KP&F	City's contributions for KP&F (Kansas Police and Fire Retirement System).
51530	Pension Plan	City's contributions to 401A plan and the city's contributions for the Defined Benefit Pension Plan which was frozen as of December 31, 2009.
51540	Workers Compensation	City's expenditures for Workers Compensation Insurance.
51545	State Unemployment	City's expenditures for State Unemployment Insurance (SUI).
51550	Health insurance	City's expenditure for group health insurance.
51555	Short term disability	City's expenditure for short term disability insurance coverage for full time employees.
51565	Life Insurance	City's expenditure for the city's group term life insurance policy.
51570	Employee Assistance Program	City's expenditure for the employee assistance program (EAP).
51575	Other Benefits	Miscellaneous other benefits provided for employees, such as taxable fringe benefits.
Contractual Services		
52100	Services	
52103	Animal boarding	Costs for animal impound services.
52104	Animal waste disposal	Costs for disposal of animal remains.
52106	Appraisal services	Costs of appraisal services for property.
52109	Auditing services	Costs for external auditing services.
52110	Banking services	Costs for banking fees and services.

Expenditure Object Code Definitions

Obj Code	Description	Definitions
52111	Bond counsel	Costs for bond counsel services related to debt issuance and economic development projects.
52118	Credit card processing	Costs for credit card processing services by merchant banks.
52120	CVB	Payments made to the Lenexa Convention & Visitor's Bureau.
52121	Dumpster - regular trash	Costs for regular trash service.
52122	Dumpster - program	Costs for the city's dumpster weekend program.
52123	Dumpster - spring clean up	Costs for the city's spring clean up program.
52124	EDC	Payments made to the Lenexa Economic Development Council.
52126	Engineering - Design	Costs for abstractors, architectural and engineering services.
52134	Human Resources services	Costs for third party services related to human resources functions.
52138	Insurance services	Cost for all insurance other than that related to personal services and torts (includes vehicle, property and liability coverage).
52140	Interpreter services	Costs for interpreter services.
52142	Investment fees	Costs for investment activity by the city.
52144	Janitorial services	Costs for janitorial services.
52146	Landfill disposal	Costs for disposal of asphalt and concrete tear out.
52148	Laundry/sanitation services	Includes vehicle wash, towel and floor mat service, laundering of firemen's bedding and uniform dry-cleaning or laundering.
52150	Legal services	Costs for legal services other than bond counsel.
52153	Medical services	Costs for medical services provided to the city in reference to the city's health and wellness program.
52154	Mowing (weeds)	Costs for third party mowing services (includes weed ordinance enforcement).
52155	Mowing (Nuisance)	Costs for third party to remove/clean up trash.
52156	Offsite storage	Costs for storing materials at offsite locations.
52158	Other financial services	Costs for other financial services not otherwise classified.
52159	Other professional services	Costs for other services not otherwise classified.
52160	Payments to other agencies	Contributions paid to other agencies (includes Home Share, utility assistance, crossing guard services, interlocal agreements).
52162	Payroll processing/HRIS	Costs of services for payroll and human resource information services.
52164	Performer/Entertainer	Costs for third party contractors to perform at city events/programs.
52166	Photography services	Costs for photo services.
52168	Pre-employment screenings	Costs for pre-employment screenings.
52169	Pre-employment labs	Costs of lab services required for employment.
52170	Pre-employment physicals	Costs of physicals required for employment.
52171	Pre-employment drug screen	Costs of drug screening required for employment.
52172	Prisoner boarding	Costs paid to Johnson County for prisoner incarceration.
52174	Public defender	Costs for public defender for court proceedings.
52178	Temporary agencies	Includes payments to temporary agencies and others on a fee basis for temporary labor assistance.
52180	Third party outsourcing	Costs to a third party agency for services not otherwise classified.
52184	Tub grinder	Cost for equipment used to mulch small trees and branches.
52190	LAN support	Costs of a third party agency to analyze, design, implement and support a local area network.
52194	PC/printer support	Costs of a third party agency for personal computer (PC) and printer installation, configuration and support.
52196	Server support	Costs of a third party agency to support server installations, configuration and upgrades, supplemental staffing and technical support.
52198	Video transmission support	Costs of a third party agency for analyzing, designing, implementing and support of a video transmission system and equipment.
52199	WAN support	Costs of a third party agency for analyzing, designing, implementing and support of a wide area network.
52200	Taxes	
52205	Taxes - Property	General property taxes paid for city-owned property.
52210	Taxes - Special Assessments	Special assessment taxes paid for city-owned property located in special benefit districts.
52215	Taxes - Stormwater	Stormwater fees paid for city-owned property (billed on the property tax bill).

Expenditure Object Code Definitions

Obj Code	Description	Definitions
52220	Taxes - Wastewater	Wastewater fees paid for city-owned property.
52222	Taxes - Other	Taxes paid that are not otherwise classified.
52300	Training/Travel/Meetings	
52302	Training/Travel/Mtgs - Per Diem	Costs for per diem paid for overnight travel.
52303	Meals/Food/Refreshments	Costs for meals and food not related to overnight travel.
52304	Training/Mtgs - Registration	Costs for conference and meeting registrations.
52306	Training/Travel - Airline	Costs of airline fees including baggage and check-in fees.
52308	Training/Travel - Mileage	Costs for mileage paid for travel and training activities (both local and overnight travel).
52310	Training/Travel - Parking	Costs of parking at airport and hotels.
52312	Training/Travel - Taxi	Costs for taxi service.
52314	Training/Travel - Tolls	Costs for tolls paid (both local and overnight travel).
52316	Training/Travel - Lodging	Costs for hotel charges for overnight travel.
52318	Training/Travel - Rental Car	Costs of rental cars (both local and overnight travel).
52320	Training/Mtgs - Hosted by city	Costs for events and meetings hosted by the city.
52322	Training - Materials	Costs of materials for training activities.
52324	Mileage - Other	Cost of mileage paid for activities other than travel and training (meetings, etc.).
52400	Maintenance Agreement	
52415	Maint Agrmnt - Equipment	Includes cost of maintenance contracts for city equipment.
52420	Maint Agrmnt - Facility	Cost of maintenance contacts/agreements related to facilities.
52422	Maint Agrmnt - Irrigation	Cost of maintenance contacts/agreements related to irrigation.
52424	Maint Agrmnt - Landscape	Cost of maintenance contacts/agreements related to landscape.
52430	Maint Agrmnt - Street	Cost of services for maintain streets including seal coating, etc.
52431	Maint Agrmnt - Street lights	Cost of maintenance contacts/agreements for street lights.
52440	Maint Agrmnt - LAN equipment	Costs of maintenance contacts/agreements associated with local area network equipment. This includes routers, switches, wireless AP's.
52444	Maint Agrmnt - PC software	Costs of maintenance contacts/agreements associated with software used on desktop, laptop, and tablet computing devices.
52446	Maint Agrmnt - Server software	Costs of maintenance contacts/agreements associated with software residing on servers. This includes server virtualization software, VDI software, backup software and server management software.
52448	Maint Agrmnt - Servers	Costs of maintenance contacts/agreements associated with server equipment. This includes physical servers and SAN equipment.
52454	Maint Agrmnt - Other software	Costs of maintenance contacts/agreements associated with software that does not reside on city owned servers, PC's, iPads, tablets, mobile phones, GPS receivers, etc.
52500	Utility Service	
52505	Cable	Cost for cable TV service.
52510	Electricity	Cost for electricity service.
52515	Gas	Cost for natural gas service.
52520	Mobile devices	Cost for mobile device service - phone, internet, iPads, etc.
52525	Other	Cost for utilities not otherwise listed in chart of accounts.
52530	Telephone	Cost for contractual telephone and teletype service, installation charges, leased communications system such as radio, and facsimile charges, etc.
52535	Trash	Cost of trash service.
52540	Wastewater	Cost of wastewater service.
52545	Water	Cost of water service.
52547	Telecommunications data charge	Costs associated with transmission of data-only devices such as mifi devices.
52551	Mobile device data plan	Costs associated with mobile device service for city business use.
52552	Domain fee	Costs associated with fees for domain names.
52553	Email & Calendaring	Costs associated with e-mail and calendaring services.
52555	Video transmission	Costs associated with recording video transmission.
52557	Internet Service provider	Costs associated with dial-up or direct service link costs when the service is provided by a non-city entity. (e.g. SureWest, TimeWarner, ComCast, AT&T, etc.)

Expenditure Object Code Definitions

Obj Code	Description	Definitions
52559	Data wiring	Costs associated with consultation, design, installation, or support for data wiring that is not part of a capital improvement project.
52561	Telephone wiring	Costs associated with consultation, design, installation, or support for telephone wiring that is not part of a capital improvement project.
52562	Cloud Storage	Virtual data storage hosted by a third party.
52563	Computer/data processing	Costs associated with processing charges for server services.
52564	LAN service	Costs associated with managed local area network services. Managed LAN services include hardware, systems level software, monitoring, hot spare replacement in case of failure, and end of life replacement. In a managed LAN service contract, the vendor retains ownership of the hardware/software and provides the staffing necessary to maintain the LAN platform. Do not use this account to record contracted personnel costs. Staffing to supplement agency LAN support staff should be recorded in account LAN support services.
52620	Rents/Leases	
52622	Rents - Range	Rental payments for firing range use (armory and rifle club).
52623	Rents - Facilities	Lease/rental payments related to facilities.
52624	Rents - Equipment	Rental payments on copy machines, postage meters, and vans/automobiles used for tours.
52625	Rents - Other	Costs for rental of equipment not otherwise listed in chart of accounts.
52648	Rents - Lease vehicle	Costs associated with vehicle rental and maintenance as set forth in a rent/lease agreement.
52700	Repair/Maintenance	
52702	Repair/Maint - Facilities	Includes costs of contracts to third party entities or city departments performing repair or maintenance to facilities (includes maintenance contracts).
52704	Repair/Maint - Equipment	Includes costs of contracts to third party entities or city departments performing repair or maintenance to equipment (includes maintenance contracts).
52706	Repair/Maint - Automotive	Includes costs of contracts to third party entities or city departments performing repair or maintenance to vehicles/automotive equip (includes maintenance contracts).
52708	Repair/Maint - Art	Includes costs of services performed by city department to maintain city art purchases.
52710	Repair/Maint - Comp equipment	Costs associated with the repair or maintenance of computing equipment.
52712	Repair/Maint - WAN equipment	Costs associated with the repair or maintenance of WAN equipment.
52714	Repair/Maint - Video trans equip	Costs associated with the repair or maintenance of video transmission equipment.
52716	Repair/Maint - LAN equipment	Costs associated with the repair or maintenance of LAN equipment.
52718	Repair/Maint - PC & printers	Costs associated with the repair or maintenance of PC's and multi-function printing equipment.
52719	Repair/Maint - Portable devices	Costs associated with repairs to portable devices (cell phones, tablets, ipads etc.)
52720	Repair/Maint - Servers	Costs associated with the repair or maintenance of servers.
52800	Advertising/Publications	Expenditures for publication of official notices, employment ads, program/function ads, and legal proceedings in newspapers and periodicals.
52805	Contingency - Governing Body	Funds set aside in Governing Body budget for contingencies.
52810	Copying/printing services	Cost of city printing such as letterhead, envelopes, business cards, banners, memo pads, flyers, newsletters, etc.
52815	Court/recording fees	Court costs incurred by the city and necessary fees for recording municipal information with Register of Deeds, Clerk of the District Court, etc.
52820	Dues/memberships	Includes membership fees and dues to professional organizations.
52825	Association dues	Includes membership fees for various association dues.
52830	Insurance - Property & Liability	Insurance on city owned property, buildings and their contents that indemnifies the city for its loss, or the loss of its income-producing ability, when the loss or damage is caused by a covered peril, such as fire or explosion; or insurance paying or rendering service on behalf of the city for loss arising out of legal liability to others.
52840	Licenses/certifications	Payments for license and certifications that are necessary to perform job functions.

Expenditure Object Code Definitions

Obj Code	Description	Definitions
52842	NRD Grant	Grant payments made as part of the Exterior Grant Program established in the Neighborhood Revitalization District.
52846	NRD Rebate	Property tax rebate payments made as part of the Rebate Program established in the Neighborhood Revitalization District.
52850	Postage/Shipping	Includes all costs for postage (including parcel post) and other shipping such as freight, express, and delivery service.
52855	Public Notices	Includes all costs to publish legal notices that are required by law or for notification purposes.
52857	Litigation	All expenses associated with investigating and litigating claims by or against the city, including attorney fees, deposition expenses, expert fees, copying charges, etc.
52859	Damages & tort claims	Includes all direct payments in settlement of damage and tort liability claims filed against the municipality.
52870	Subscriptions	Includes a subscription to newspapers, periodicals, books not intended for permanent library status, and CDs for reference tools.
52875	Subscription-service	Includes a subscription for on line service.
Commodities		
54100	Equipment	
54102	Equipment - Audio & video	The cost of books, films, and recordings used by city departments, which are equal to or less than \$10,000.
54104	Equipment - Automotive	The purchase of automobiles, commercial pickup trucks, motorcycles, vans etc. which are equal to or less than \$10,000.
54106	Equipment - Field	The purchase of equipment necessary for employees to work in the field, which are equal or less than \$10,000.
54108	Equipment - Office	The purchase of small equipment for office use which are equal or less than \$10,000.
54110	Equipment - Other minor	Includes cost of small equipment and tools totally depreciated in less than five years.
54112	Equipment - Shop	Nuts, bolts, screws, and other misc. parts.
54114	Equipment - Tools (hand/power)	Costs for small hand or power tools.
54150	Equipment - Computer	Costs associated with the purchase of repair parts for computers, telephone and other electronic equipment such as monitors, memory, motherboards, video cards, serial ports, parallel ports, hard drives, floppy drives, controllers, modems, network cards and other items necessary to repair failed electronic devices or components.
54152	Equipment - LAN	Costs associated with the purchase of local area network equipment not recorded in a more specific account.
54154	Equipment - Portable device	Costs associated with the purchase of portable devices.
54156	Equipment - Printer	Costs associated with the purchase of multi-function printing devices.
54158	Equipment - Server	Costs associated with the purchase of servers.
54160	Equipment - Video transmission	Costs associated with the purchase of video transmission equipment.
54162	Equipment - WAN	Costs associated with the purchase of WAN equipment.
54200	Software	
54204	Software - Other	Costs associated with software other than those residing on city owned devices.
54206	Software - Portable device	Costs associated with the purchase of commercial off the shelf software installed on PDA, phone, tablet.
54208	Software - Server	Costs associated with the purchase of commercial off the shelf software installed on a server.
54212	Software - Personal computer	Costs associated with the purchase of commercial off the shelf software loaded on a laptop or desktop personal computer.
54300	Supplies	
54302	Supplies - aggregates	A coarse material used in construction, including sand, gravel, crushed stone, slag, recycled concrete and geosynthetic aggregates.
54303	Supplies - ammunition	Purchase of bullets for police department.
54304	Supplies - asphalt	Material used for road and trail repairs.
54306	Supplies - asphalt release	Application applied to the truck beds, equipment and tools to prevent asphalt from adhering to the surface. Also used in the cleanup of trucks, equipment and tools after asphalt work is performed.

Expenditure Object Code Definitions

Obj Code	Description	Definitions
54308	Supplies - chemicals	Includes chemical supplies for use in cleaning, construction and any other necessary work.
54310	Supplies - computer	Hardware and miscellaneous parts used to maintain computer equipment.
54311	Supplies - mobile device	Supplies used to maintain mobile iphone and ipad devices.
54312	Supplies - concrete	Used for minor and major repairs and construction of roads, trails, curbs, gutters, ditch liners, retaining walls, sidewalks, and other misc. applications.
54314	Supplies - crack seal	Material used in our crack seal operations, part of the city's Pavement Management Program.
54316	Supplies - erosion control	Materials used to control stormwater runoff from construction sites which will help reduce water pollution and improve water quality in our natural resources.
54318	Supplies - facilities	Technical services supplies and parts.
54320	Supplies - field	Seed, bricks, trash bags, and misc. supplies.
54322	Supplies - ground	Weed and tree stump control.
54324	Supplies - herbicides	Weed killer and pesticides to kill unwanted plants.
54326	Supplies - iron/steel	Grader blades, reinforcing bars, fence and signposts, sheet steel, and manhole covers.
54328	Supplies - lumber	Includes lumber supplies.
54329	Supplies - Magnesium Chloride	Chemical used in snow and ice control efforts.
54330	Supplies - medical (disposable)	Drugs, medicines, laboratory, and first aid supplies.
54332	Supplies - medical (durable)	Medical supplies that are not disposable and do not quickly wear out.
54334	Supplies - motor vehicle	Tires, batteries, accessories for cars, trucks, motorcycles, tractors, etc. (includes oil, lubricants, antifreeze, and license plates).
54336	Supplies - office	Includes office stationery, forms, and small items of office equipment less than \$300 in value, and related stationery supplies.
54338	Supplies - oil tack	Material applied before placement of asphalt to make it adhere together and create a bond.
54340	Supplies - oper/maintenance	Traffic signal supplies, sweeper brooms.
54342	Supplies - other/misc	Includes agricultural supplies, chemicals, salts, household and institutional supplies, film, copier paper, typewriter and calculator ribbons, computer paper, and supplies.
54344	Supplies - pipe	Includes cast iron and other pipe supplies.
54346	Supplies - plant materials	Supplies used to maintain plantings.
54348	Supplies - propane	Used mainly in our pothole patch truck and oil distributor to heat the material.
54350	Supplies - rock	Used for ditch repairs, stormwater and street applications.
54351	Supplies - salt	Material used in snow and ice control efforts.
54352	Supplies - soil	Used for back fill, plant beddings, and general fill.
54356	Supplies - stormwater	Supplies and materials to maintain city owned stormwater BMPs.
54358	Supplies - streets	Includes concrete, cement, sand and aggregates, sealer, asphalt and other bituminous products, and street and traffic signs.
54405	Books/videos	The cost of books, films, and recordings used by city departments, which are less than \$10,000.
54407	Learning about Lenexa	Expenses incurred by providing the Learning about Lenexa program to area elementary schools.
54420	Fuel	Fuel to operate city vehicles and equipment (owned or leased).
54425	Furniture	Includes expenditures for desks, chairs, file cabinets, tables, coat racks, bookcases, and other furniture which are less than \$10,000.
54430	Merchandise for resale	Cost of purchasing pop, candy, gum, etc., for vending machines and pool concessions.
54432	Recognition	Includes employee appreciation and recognition expenditures.
54434	Recognition - Events	Cost of recognition supplies/gifts.
54442	Uniforms	Uniforms, safety shoes, gloves, and all safety related apparel for city employees.
54444	Uniforms - Boots	Cost of boot replacement for employees.
54446	Uniforms - Jackets/Bibs	Cost of jackets/bibs replacement for employees.
54448	Uniforms - Clothing	Cost of uniforms for employees.

Expenditure Object Code Definitions

Obj Code	Description	Definitions
Capital Outlay		
55100	Equipment (Capital)	
55105	Equipment - Audio & Video	Telephones, mobile phones, cellular phones, pagers, hi-ban communication equipment, amplifiers, console and control equipment, televisions, videocassette recorders, radios, overhead projectors, slide projectors, and any other equipment of this type (cost in excess of \$10,000).
55110	Equipment - Automotive	The purchase of automobiles, commercial pickup trucks, motorcycles, vans, etc. (cost in excess of \$10,000).
55115	Equipment - Heavy Motorized	Includes expenditures for vehicles such as dump trucks, patch trucks, tractors, loader, backhoes, paving rollers, and other self-propelled machines and equipment, fire trucks, and ambulances (cost in excess of \$10,000).
55125	Equipment - Other Capital	All capital equipment items not otherwise classified, such as plows, trailers, etc. (cost in excess of \$10,000).
55135	Equipment - Computer	Personal computers, mini computers, mainframe computers, monitors, file servers, printers, network management hardware, and all other (cost in excess of \$10,000).
55140	Equipment - LAN	Specialized computer equipment (cost in excess of \$10,000).
55155	Equipment - Server	Costs associated with the purchase of physical server chassis/equipment (cost in excess of \$10,000).
55200	Software	
55210	Software - Personal computer	Costs associated with the purchase of software designed to be implemented on a personal computer or laptop (cost in excess of \$10,000).
55220	Software - Server	Costs associated with the purchase of software designed to be implemented on servers. This includes server virtualization, VDI, server management, and server backup software (cost in excess of \$10,000).
55230	Software - Other	Costs associated with the purchase of software needed for city business that is not installed on city equipment (cost in excess of \$10,000).
55302	Art	Costs associated with the purchase of art (cost in excess of \$10,000).
55305	Building	Acquisition of, or the construction, alteration or other improvements to municipal buildings (cost in excess of \$10,000).
55315	Furniture & Fixtures	Includes expenditures for desks, chairs, file cabinets, tables, coat racks, bookcases, and other furniture and fixtures (cost in excess of \$10,000).
55340	Streets	Cost to construct streets and roads (cost in excess of \$10,000).
55400	Land settlements	
55402	Easement - permanent	Permanent land right of way settlements.
55810	Development, Economic	Reimbursements of developer costs incurred for economic development projects (CID, TIF, etc.).
Debt Service		
60105	Interest	Interest paid on bonds.
60210	Principal Redemption	Repayment of debt principal.
Transfers		
70100	Transfer of Funds	
70104	Transfer out - CIF	Transfer of funds to the Capital Improvement Fund.
70110	Transfer out - FMF	Transfer of funds to the Facilities Maintenance Fund.
70112	Transfer out - ERF	Transfer of funds to the Equipment Reserve Fund.
70116	Transfer out - Stormwater	Transfer of funds to the Stormwater Fund.
70118	Transfer out - TIF	This represents a "set-aside" of funds acknowledging that the city will not receive a portion of the property taxes paid by landowners within the city's active TIF districts.
70122	Transfer out - Rec Center Fund	Transfer of funds to the Rec Center Fund.
70500	Transfer out - FB Reserve	Transfer of funds from the fund balance reserve account.
70900	Transfer out - Accrual	Amount accrued in the general fund to be transferred to the CIF fund for the 3/8 cent sales tax accrual at year end.

Revenue Object Code Definitions

Obj Code	Description	Definitions
Property Tax		
41100	Property Tax	
41110	Property Tax - Current	All taxable and real property within the corporate limits of the city is subject to ad valorem taxation, a tax based on the assessed value of the property. Collected and distributed by the Johnson County Treasurer.
41115	Property Tax - Delinquent	Those taxes that are not paid in the year in which they are due.
41120	Property Tax - TIF Current	Property taxes received from Johnson County for the TIF property tax increment.
41125	Property Tax - TIF Delinquent	TIF property tax increment taxes that are not paid in the year in which they are due.
41130	Property Tax - SA Current	Taxes that are levied against specific property owners within a district where a public improvement has occurred and is deemed to benefit primarily those property owners.
41135	Property Tax - SA Delinquent	Those special assessment taxes that are not paid in the year in which they are due.
41140	Property Tax - NRD Current	Property taxes received from Johnson County for properties within the Neighborhood Revitalization District.
41145	Property Tax - NRD Delinquent	Those taxes that are not paid in the year in which they are due for the Neighborhood Revitalization District.
41200	PILOT - Payment in lieu of taxes	Revenues received from tax abated properties.
Non-Property Tax		
42100	Franchise Tax	
42105	Franchise Tax - Communications	A tax established for the communication company to operate and maintain services in the city (a percentage of gross receipts).
42110	Franchise Tax - Gas	A tax established for the gas company to operate and maintain services in the city (a percentage of gross receipts).
42115	Franchise Tax - Electric	A tax established for the electric company to operate and maintain services in the city (a percentage of gross receipts).
42120	Franchise Tax - Other	A tax established for collection boxes put in city right-of-way.
42124	Franchise Tax - Gas Accrual	Amount of gas franchise tax accrued at the end of the year.
42126	Franchise Tax - Electric Accrual	Amount of electric franchise tax accrued at the end of the year.
42128	Franchise Tax - Communications Accrual	Amount of communications franchise tax accrued at the end of the year.
42200	Tax - Motor Vehicle Excise	An annual tax levied upon motor vehicles payable at the time of making application for the registration of the vehicle.
42205	Tax - Recreational Vehicle	An annual tax levied upon a motorized recreational vehicles payable at the time of making application for the registration of the vehicle.
42208	Tax- Watercraft	An annual tax levied upon boats payable at the time of making application for the registration of the boat.
42210	Tax - Heavy Truck	Personal property tax imposed upon motor vehicles having a gross vehicle weight of more than 12,000 pounds but less than 20,001 pounds. The Johnson County Treasurer distributes this tax.
42215	Tax - Rental Excise	Taxes charged on rental of vehicles.
42217	Tax - Commercial motor vehicle	An annual tax placed on a motor vehicle having a gross weight of more than 10,000 pounds whether operated by for-hire or private carriers in either interstate or intrastate commerce.
42310	Tax - Sales Tax City	
42311	Tax - Sales Tax City General	This tax is a percentage of all retail sales within the city and distributed by the state. As of October 2000, the city's portion increased from 1.00 to 1.125%.
42312	Tax - Sales Tax City 3/8	This tax is a 3/8-cent sales tax which helps maintain the city's roads, improve existing park facilities and provide new recreational opportunities.
42320	Tax - Sales Tax County	This tax is a percentage of all retail sales within Johnson County and distributed by the state.
42330	Tax - Compensating Use	
42331	Tax - Compensating Use General	A tax placed on equipment or materials purchased outside the state for use in the city or county on which no sales tax was paid.
42332	Tax - Compensating Use 3/8	This tax is a 3/8-cent sales tax on purchases outside the state for use in the city or county which no sales tax was paid. This tax helps maintain the city's roads, improve existing park facilities and provide new recreational opportunities.
42334	Tax - Compensating Use County	A tax placed on equipment or materials purchased outside the state for use within Johnson County on which no sales tax was paid.
42336	Tax - Sales Tax City Accrual	Amount of city sales tax accrued at the end of the year.
42338	Tax - Sales Tax County Accrual	Amount of county sales tax accrued at the end of the year.
42340	Tax - Compensating Use Accrual	Amount of compensating use tax accrued at the end of the year.
42342	Tax - Sales Tax City 3/8 Accrual	Amount of 3/8 city sales tax accrued at the end of the year.

Revenue Object Code Definitions

Obj Code	Description	Definitions
42344	Tax - Compensating Use 3/8 Accrual	Amount of 3/8 compensating use tax accrued at the end of the year.
42410	Tax - Special Liquor	A revenue tax received from the state's tax on the sale of liquor sold in private clubs. The money must be allocated 1/3 to the General Fund, 1/3 to Special Parks & Recreation Fund and 1/3 to Special Alcohol Fund.
42411	Tax - Special Liquor Accrual	Amount of special liquor tax accrued at the end of the year.
42415	Tax - Gasoline	Monies levied by the State of Kansas (motor fuel tax) to be used for constructing, maintaining, and repairing streets and highways.
42416	Tax - Gasoline Accrual	Amount of gasoline tax accrued at the end of the year.
42420	Tax - Transient Guest	A state tax levied on the gross receipts of hotels, motels or tourist courts inside the city limits.
42421	Tax - Transient Guest Accrual	Amount of transient guest tax accrued at the end of the year.
42425	Tax - Excise	A tax levied on act of platting real property in the city to raise general revenues for transportation improvement in the city.
Licenses & Permits		
43100	Licenses	
43110	License - Animal	Any persons owning a cat or dog over six months old must obtain a license for that animal.
43125	License - Liquor	All Class A and Class B private clubs within the city are subject to a state liquor license.
43130	License - CMB	License for the sale and distribution of any 3.2% beer or wine coolers.
43135	License - CMB Stamp	Any person who obtains a liquor license must also obtain a Cereal Malt Beverage (CMB) stamp from the State of Kansas. Monies are collected by the city and returned to the state.
43140	License - Drinking	Any person operating a private club or drinking establishment to sell or serve any alcoholic liquor or cereal malt beverage must obtain a license.
43145	License - Business	Any person, either as a principal officer, agent or employee who conducts, pursues, carries on or operates in the city any business trade, occupation or profession, or furnish any services shall obtain an occupation license annually.
43150	License - Massage Therapy	Any license provided to an individual or business for massage therapy.
43155	License - Refuse Hauling	Any business establishment which handles refuse must first obtain a license.
43157	License - Other	Any license provided to an individual or business that is not otherwise classified.
43200	Permits	
43205	Permit - Building	Any person, firm or corporation desiring to erect, construct, enlarge, alter, repair, move, improve, remove, convert, demolish, equip, use, occupy, or maintain any building or structure within the city, or allow the same to be done, must acquire a permit.
43210	Permit - Erosion Sediment Control	Permits issued to ensure that erosion sediment control measures are properly installed.
43215	Permit - Burn	Permits issued by the fire department for outside burning by residents and businesses.
43220	Permit - Blast	Permits issued by the fire department for the purpose of construction excavation by licensed blasters.
43225	Permit - Public Improvements	Permits issued for the work on privately funded public improvements within the city.
43227	Permit - Site Development	Permit for installation of private infrastructure on "private" commercial development projects.
43235	Permit - Oversize/Overweight	Any person, firm or corporation who operates a truck in excess of stated rate within the corporate boundaries of the city.
43242	Permit - ROW	Monies received from utility construction companies for having city mark all underground utilities before digging begins.
43245	Permit - Security	Any person, firm or corporation who engages in a business for hire to provide a protection service for the property of others and whose duties and activities in that connection include patrolling, guarding, or watching the property of the subscriber must first acquire a permit.
43250	Permit - Alarm Registration	Any person, firm, or corporation who possesses or operates an alarm system designed with the intent of eliciting a police or fire response must first obtain a permit.
43265	Permit - Sign	Revenue receipts for the issuance of a permit allowing a sign/monument to be erected.

Revenue Object Code Definitions

Obj Code	Description	Definitions
43950	Permit - Other	Any permit that is provided to an individual or business that is not otherwise classified.
Intergovernmental		
44100	Intergovernmental	
44200	Grants	
44205	Grant - Federal	Grant revenue received from the Federal Government.
44220	Grant - Federal STEP	Grant revenue received from federal funds through the State of Kansas Department of Transportation for Special Traffic Enforcement Programs.
44225	Grant - Federal JAG	Grant revenue received from the Justice Assistance Grant Program, which provides states, tribes, and local governments with critical funding necessary to support a range of programs.
44230	Grant - Federal Recovery JAG	Grant revenue received from the Recovery Justice Assistance Grant Program, which provides states, tribes, and local governments with critical funding necessary to support a range of programs.
44240	Grant - SW BMP Cost Share	Grant revenue received for reimbursement to Johnson County citizens a portion of their stormwater efforts, such as rain gardens or rain barrels.
44250	Grants - State	Grant revenue received from the State of Kansas.
44260	Grant - CARS	Grant revenue received from the Johnson County Assistance Road System program.
44265	Grant - SMAC	Grant revenue received from the Johnson County Stormwater Management Advisory Council.
44270	Grant - CDBG	Grant revenue received from the Community Development Block Grant program.
Charges for Services		
45005	Fee - Fingerprint	Monies received from finger printing.
45010	Fee - PD Accident Report	Monies received from requested accident reports.
45011	Fee - PD Discovery	Monies received from providing CD's/ DVD's containing photos, video, and or audio to the defense regarding a filed case.
45012	Fee - PD Discovery Accident Rpt	Monies received for providing accident reports to the defense regarding a filed case.
45013	Fee - PD Open Records Request	Monies received from providing accident reports to the defense regarding a filed case.
45014	Fee - PD Discovery Offense Rpt	Monies received for providing offense reports to the defense regarding a filed case. (No longer used. See 45013)
45016	Fee - PD Discovery Photo DVD	Monies received for providing DVDs containing photos to the defense regarding a filed case. (No longer used. See 45011)
45018	Fee - PD Discovery Postage	Monies received from postage and handling fees for discovery information supplied to the defense regarding a filed case. (No longer used. See 45011)
45020	Fee - PD Discovery Tape DVD	Monies received for providing DVDs containing video and/or audio tapes to the defense regarding a filed case. (No longer used. See 45011)
45035	Fee - Police Report	Reports supplied by the police department to persons requesting such information.
45050	Fee - Ambulance Service	Monies received from ambulance service.
45060	Fee - Standby	Monies received from public service personnel on stand by at an event other than city sponsored.
45110	Fee - Planning Commission	Monies received from filing charges with the Planning Commission.
45112	Fee - Preliminary plan/plat	Fees received for preliminary plan drawings to determine if design is suitable to the land and complies with the regulations for the proposed development on a specific site and usually contain preliminary information regarding project boundaries, building footprints, parking area layout, landscape and drainage plans. These plans are considered preliminary as they may change slightly when submitted for final plan. In some instances, a preliminary plan may act as a preliminary plat.
45113	Fee - Final plan	Fees received for final plan drawings to determine if design is suitable to the land and complies with the regulations for the proposed development on a specific site and contain information regarding project boundaries, building footprints, parking area layout, landscape and drainage plans. These plans are the final approved plans for the development.
45114	Fee - Final plat	Fees received for preliminary/final plat drawings for proposed development on a specific site showing the subdivision of land into multiple lots or parcels with companion street rights-of-way and utility easements to serve the area.
45115	Fee - Rezoning	Monies received from filing charges for rezoning property.

Revenue Object Code Definitions

Obj Code	Description	Definitions
45116	Fee - SUP	Fees received for land uses that are not always in harmony with those that are "permitted" in a standard zoning district classification. Certain "special uses" may be considered and approved for a particular zoning district.
45117	Fee - Board of Zoning Appeals	Monies received from filing charges with the Board of Appeals.
45118	Fee - Staff review	Monies received from staff review fees.
45120	Fee - Plan	Monies received from processing fees for review of plans
45122	Fee - Code Enforcement Admin	Fees charged on abatement bills to help cover administrative costs.
45124	Fee - Rental Inspection	Monies received from inspection of rental properties.
45126	Fee - Special Events	Monies received for special event permits.
45128	Fee - Vacation Petition	Monies received for filing fees for petition to vacate easements and right of ways.
45152	Fee - Court Appointed Attorney	Fees charged to indigent defendants to reimburse the city for the expense incurred with a court appointed attorney.
45154	Fee - Court Cost	Monies received to help with the cost of operating the court system.
45156	Fee - Court Fingerprint	Monies received from finger/palm printing.
45158	Fee - Diversion	Fees paid by any person entering into a diversion agreement in lieu of further criminal proceedings.
45160	Fee - Monitoring	Fees paid by any person for court supervision services while on diversion or probation.
45210	Fee - CID Administrative	Administrative fee received from the Community Improvement Districts.
45215	Fee - Economic Development	Application fees associated with economic development programs.
45220	Fee - IRB	A closing fee for industrial revenue bond proceeds.
45230	Fee - NRD application	Fee received from the Neighborhood Revitalization District application.
45232	Fee - Other	Fees that are not otherwise classified.
45235	Fee - TIF Administrative	Administrative fee received from the Tax Increment Financing Districts.
45405	Fee - Dumpster	Fees charged per truckload for participants in the city's trash dumpster program.
45415	Fee - Fuel	Fees charged for providing fuel for ambulances.
45420	Fee - Stormwater Capital	Fee imposed on new development established to pay capital improvement and debt service costs associated with stormwater facilities that serve the development. The fee is calculated based upon the impervious surface included on the new development site.
45422	Fee - Stormwater Service	Service fees imposed on property tax for the use of stormwater improvements.
45424	Fee - Stormwater Service Delinq	Stormwater service fees that are not paid in the year in which they are due.
45430	Fee - TIP	Traffic impact fees imposed on new development and expended on transportation operational improvements.
45510	Fee - Park Impact	Fees received from new development and expended on parks and recreation facilities.
45520	Fee - Street Tree	Fees received from building permits for the purpose of financing the landscaping of street-side property in areas under development.
45550	Fee - Public Market Events/Classes	Fees received from the Public Market events and classes
45599	Coupons - Rec Center	Coupons for free day passes at the Lenexa Rec Center
45601	Fee - Membership	Fees received from membership at the Lenexa Rec Center
45602	Program - Adult	Monies received from recreation programs offered to adults, excluding senior citizens.
45604	Program - Adult Sports	Monies received from adult sport team entry fees.
45606	Program - Health & Fitness	Monies received from health and wellness classes.
45608	Program - Lenexa Arts Council	Monies received from the Lenexa Art Council programs.
45610	Program - Naturalist class	Monies received from naturalist classes, which are offered by Parks and Recreation.
45612	Program - Other	Monies received from other classes/events not listed.
45614	Program - Senior Citizen	Monies received from senior citizen classes/events.
45616	Program - Senior Taxi	Monies received from senior citizen's taxi services.
45619	Program - Ball Hockey	Monies received from ball hockey programs.
45620	Program - Special Population	Monies received from recreation programs offered to persons with handicaps.
45622	Program - Sports & Athletics	Monies received from sports and athletic team and individual entry fees.
45625	Program - Karate	Monies received from karate programs.
45626	Program - Tennis	Monies received from the tennis lesson programs.
45628	Program - Tennis Court Lights	Monies received from lights placed at tennis courts for the participant's use.
45629	Program - Third Party Camps	Monies received from camp programs.
45630	Program - Theatre	Monies received from theatre programs sponsored by the Lenexa Community Center.
45632	Program - Tournaments	Monies received from city sponsored tournaments.
45634	Program - Trips & Tickets	Monies received from trip reservations and ticket sales.
45635	Program - Pickleball	Monies received from pickleball programs.
45636	Program - Volleyball	Monies received from volleyball team entry fees.

Revenue Object Code Definitions

Obj Code	Description	Definitions
45637	Program - Soccer	Monies received from soccer programs.
45638	Program - Youth	Monies received from recreation programs offered to youths.
45639	Program - Gym for me	Monies received from the gym for me programs.
45640	Fee - Child Care	Monies received from Rec Center users for participation in the child care watch.
45641	Fee - Day Pass	Monies received for admission to the Rec Center for non-members who are Lenexa residents.
45642	Fee - Personal Training	Monies received for personal training sessions.
45643	Fee - Fitness Fee Group X	Monies received for participation in group exercise classes.
45644	Fee - Special Classes	Monies received for participation in special classes.
45645	Fee - Sports Leagues	Monies received for participation in sports leagues.
45646	Fee - Sports Participants	Monies received for participation in sports classes.
45647	Fee - Birthday Parties	Monies received for rental of party rooms.
45648	Fee - Events	Monies received for participation in other events at the Rec Center.
45649	Fee - Dance	Monies for participation in dance classes.
45650	Fee - CPR	Fees received from CPR class fee.
45651	Fee - Art Classes	Monies received for participation in art classes.
45652	Fee - Camps	Monies received for participation in parks & recreation camps.
45653	Fee - Enrichment	Monies received for participation in enrichment classes.
45654	Fee - Day Pass non residents	Monies received for admissions to the Rec Center for non members who are not Lenexa residents.
45660	Fee - Scholarship (memberships)	The portion of money received from members who receive membership scholarships.
45661	Fee - Scholarship (Programs)	The portion of money received from participants who receive Parks program scholarships.
45665	Fee - Silver Sneakers	Monies received from the SilverSneakers program which encourages older adults to participate in physical activities that will help them to maintain greater control of their health.
45700	Rental - Parks	
45710	Rental - Beer Waiver	Monies received from the additional costs associated with having beer, wine, or other malt beverages. (No longer used. Included in the rental of a City facility.)
45715	Rental - Community Center	Monies received from the rental of community center rooms/gym.
45720	Rental - Sports Fields	Revenue for rental of sports fields. (Soccer/baseball)
45725	Rental - Conference Center	Monies received from rentals of the building. Include rentals from social engagements, meetings, teleconferences, and other events.
45730	Rental - National Guard Armory	Monies received from the rental of the Lenexa National Guard Armory.
45732	Rental - Facility	Monies received for rental of facilities at the Rec Center.
45735	Rental - Park Shelter	Monies received from rental of park shelter houses.
45740	Rental - Senior Center	Monies received from the rental of the Senior Center rooms.
45750	Rental - Community Forum	Monies received from the rental of the Community Forum at City Hall.
45751	Rental - Prairie Star Conference Room	Monies received from the rental of the Prairie Star Conference Room in the Public Market.
45752	Rental - Santa Fe Conference Room	Monies received from the rental of the Santa Fe Conference Room at City Hall.
45753	Rental - Kitchen	Monies received from the rental of the kitchen at the Lenexa Public Market.
45800	Fee - Festival	
45802	Fee - BBQ Admissions	Monies received from admission to the BBQ.
45804	Fee - BBQ Admissions tax	Sales tax collected from the sale of BBQ admissions.
45806	Fee - BBQ Contestant	Monies received from BBQ contestant fees.
45808	Fee - BBQ Electricity	Monies received from BBQ contestant electricity usage.
45810	Fee - BBQ Parking	Monies received for parking fees at BBQ.
45812	Fee - BBQ Souvenirs	Monies received from BBQ souvenirs.
45814	Fee - BBQ Souvenirs tax	Sales tax collected from the sale of BBQ souvenirs.
45816	Fee - BBQ Vendor	Monies received from BBQ Vendor fees.
45818	Fee - Children area admissions	Monies received from admission to the children's area.
45820	Fee - Children area admissions tax	Sales tax collected from the sale of children's area admissions.
45822	Fee - Chili Admissions	Monies received from admission to the Chili Challenge.
45824	Fee - Chili Admissions tax	Sales tax collected from the sale of Chili Challenge admissions.
45826	Fee - Chili Contestant	Monies received from Chili Challenge contestant fees.
45828	Fee - Chili Souvenir	Monies received from Chili Challenge souvenirs.
45830	Fee - Chili Souvenir tax	Sales tax collected from the sale of Chili Challenge souvenirs.
45832	Fee - Chili Vendor	Monies received from vendors for participation in the Chili Challenge.
45834	Fee - Community Days	Monies received from Community Days activities.

Revenue Object Code Definitions

Obj Code	Description	Definitions
45835	Fee - Vendors	Monies received from vendors.
45836	Fee - Enchanted Admissions	Monies received from admission to the Enchanted Forrest.
45838	Fee - Enchanted Admissions tax	Sales tax collected from the sale of Enchanted Forest admissions.
45840	Fee - Enchanted Souvenir	Monies received from Enchanted Forest souvenirs.
45842	Fee - Enchanted Souvenir tax	Sales tax collected from the sale of Enchanted Forest souvenirs.
45844	Fee - Freedom Run	Monies received from registration fees for Freedom Run.
45846	Fee - Other Events	Monies received for other events not listed.
45848	Fee - Spinach Admissions	Monies received from admission to the Spinach Festival.
45850	Fee - Spinach Admissions tax	Sales tax collected from the sale of Spinach Festival admissions.
45852	Fee - Spinach Crafter	Monies received from craft booths in the annual Spinach Festival.
45854	Fee - Spinach Souvenirs	Monies received from Spinach Festival souvenirs.
45856	Fee - Spinach Souvenirs tax	Sales tax collected from the sale of Spinach Festival souvenirs.
45858	Fee - Spinach Vendor	Monies received from food booths in the annual Spinach Festival.
45859	Fee - Tails on Trails Vendor	Monies received from Tails on Trails vendors.
45860	Fee - Tails on Trails Souvenir	Monies received from Tails on the Trails souvenirs.
45861	Fee - Tails on Trails Swim Admissions	Monies collected from admission to the Tails on Trails dog swim.
45862	Fee - Tails on Trails Souvenir tax	Sales tax collected from the sale of Tails on the Trails souvenirs.
45863	Fee - Art & Wine Fair Booth	Monies received from the Art & Wine Fair activity booths.
45864	Fee - Art & Wine Fair Vendors	Monies received from the Art & Wine Fair vendors.
45865	Fee - Art & Wine Fair Souvenirs	Monies received from the Art & Wine Fair souvenirs.
45866	Fee - Art & Wine Fair sales Tax	Sales tax collected from the sale of Art & Wine Fair souvenirs.
45867	Fee - Art & Wine Fair Admission	Monies received from admission to the Art & Wine Fair.
45868	Fee - Art & Wine Fair Admissions tax	Sales tax collected from the sale of Art & Wine Fair admissions.
45869	Fee - Tails on Trails Admissions tax	Sales tax collected from the sale of Tails on Trails admissions.
45900	Fee - Pools	
45902	Fee - AA Pool Guest	Daily fees charged for each person using the Ad Astra swimming pool who does not have a pool membership.
45904	Fee - AA Pool Rental	Fees charged for those persons renting the Ad Astra swimming pool during off hours.
45906	Fee - FRC Pool Guest	Daily fees charged for each person using the Flat Rock Creek swimming pool who does not have a pool membership.
45908	Fee - FRC Pool Rental	Fees charged for those persons renting the Flat Rock Creek swimming pool during off hours.
45910	Fee - IT Pool Guest	Daily fees charged for each person using the Indian Trails swimming pool who does not have a pool membership.
45912	Fee - IT Pool Rental	Fees charged for those persons renting the Indian Trails swimming pool during off hours.
45914	Fee - Pool Membership	Monies received from persons obtaining a swimming pool membership for the summer.
45916	Fee - Swim Lessons	Fees charged for those persons enrolled in swimming lessons.
45917	Fee - Aquatic	Fees charged for use of the Rec Center aquatic facilities.
45918	Fee - Swim Team Membership	Monies received from persons obtaining a swimming team membership for the summer.
45919	Fee - Private Lessons	Fees charged for private swim lessons
45920	Fee - Semi Private Lessons	Fees charged for semi private swim lessons
Fines & Forfeitures		
46100	Fine - Alarm	Any alarm user who has exceeded the number of permissible false alarms during the year shall be fined.
46105	Fine - Alcohol (fees)	Fees collected by the city for any person found necessary to receive alcohol evaluation. These fees are collected by the city and, in turn, sent to the alcohol evaluation monitor.
46115	Fine - Court & Cost	Any person, firm, and/or corporation found responsible in committing an offense against the ordinances of the city shall be subject to determinations by the Municipal Court and any fines.
46120	Fine - Nuisance	Any owner, occupant or agent in charge of any lot or piece of land and who is allowing trash to accumulate on such property is subject to city maintenance and payment of fines.
46125	Fine - Weed	Any owner, occupant or agent in charge of any lot or piece of land and who is allowing the growth of weeds, brush or obnoxious vegetation growth through neglect on such property is subject to city maintenance and payment of fines.
46200	Forfeiture	
46215	Forfeiture - Federal	Revenue derived from involuntary relinquishment of money or property.
46305	Restitution	Compensation received for loss or damage to city property.

Revenue Object Code Definitions

Obj Code	Description	Definitions
Use of Money		
47120	Interest earned	Interest incurred on the city's investments.
47130	Investment earnings Market to Market	Market to Market on the city's investments.
47500	Lease - Cellular tower	Rental payments for the use of city owned towers.
47509	Lease - City Hall	Rental payments received from Park University for the lease of space at City Hall.
47510	Lease - Public Market	Rental payments received from vendors for use of space at the Public Market.
47520	Public Market Day Cart Fee	Rental payments for day carts at the Lenexa Public Market.
47600	Rents & royalties	Revenues derived from the use, by others, of the city's tangible and intangible assets.
Miscellaneous Revenue		
48100	Concessions	
48103	Lanyards	Charges for lanyards sold at the pools.
48104	Lanyards Sales Tax	Sales tax collected on lanyards sold.
48105	Concessions - AA	Monies raised through the operation of concession areas at the Ad Astra swimming pool.
48110	Concessions - AA tax	Sales tax collected on concessions sold at Ad Astra swimming pool.
48115	Concessions - FRC	Monies raised through the operation of concession areas at the Flat Rock Creek swimming pool.
48120	Concessions - FRC Tax	Sales tax collected on concessions sold at Flat Rock Creek swimming pool.
48125	Concessions - IT	Monies raised through the operation of concession areas at the Indian Trails swimming pool.
48130	Concessions - IT tax	Sales tax collected on concessions sold at Indian Trails swimming pool.
48135	Concessions - Other	Monies raised through the operation of other concession areas.
48140	Concessions - Tax	Sales tax collected on concessions sold at other concession areas.
48210	Vending - Community Center	Monies raised through the operation of vending machines at the Community Center.
48212	Vending - Community Center tax	Sales tax collected on concessions sold from the vending machines at the Community Center.
48216	Pro-shop	Charges for items purchased at the pro shop at the Rec Center.
48217	Pro-shop sales tax	Sales tax collected on items sold at the pro-shop.
48230	Donations	Revenue received as a gift for a specific cause.
48235	Insufficient check charge	Revenue for returned check fees.
48250	Long/Short	To account for long and shortages in daily deposits.
48255	Maps	Fees charged to persons requesting zoning maps.
48257	Other	Other revenue received that is not otherwise classified.
48260	Photocopies	Fees charged for making photocopies.
48270	Rebate - pcard	Monies received from the use of city provided employee purchasing cards.
48275	Souvenir - I Like Lenexa	Monies received from I Like Lenexa souvenirs.
48280	Souvenir - I Like Lenexa tax	Sales tax collected from the sale of I Like Lenexa souvenirs.
48281	Shining Stars Gear	Monies received from the sale of shining stars gear.
48282	Shining Stars Gear Sales Tax	Sales tax collected from the sale of shining stars gear.
48283	Coffee Walk & Talk t-shirt sales	Monies received from the sale of coffee walk & talk t-shirts.
48284	Coffee Walk & Talk t-shirt sales tax	Sales tax collected from the sale of coffee walk & talk t-shirt sales.
48285	Public Market merchandise sales	Monies received from public market merchandise.
48286	Public Market merchandise sales tax	Sales tax collected from the sale of public market merchandise.
48287	Public Market floral sales	Monies received from floral market merchandise.
48288	Public Market floral sales tax	Sales tax collected from the sale of floral market merchandise.
Non-Revenue Receipts		
49200	Refunds	
49210	Proceeds from auction	The proceeds from the sales of items at auction.
49310	Sale of land	The proceeds from the sales of land.
49400	Sponsorship	
49410	Sponsorship - BBQ	Revenue received as a donation from businesses or other entities for the BBQ.
49415	Sponsorship - Chili	Revenue received as a gift from businesses or other entities for the Chili Challenge.
49420	Sponsorship - Enchanted Forest	Revenue received as a donation from businesses or other entities for the Enchanted Forest.
49425	Sponsorship - Spinach	Revenue received as a donation from businesses or other entities for the Spinach Festival.
49426	Sponsorship - Tails on Trails	Revenue received as a donation from businesses or other entities for Tails on Trails.

Revenue Object Code Definitions

Obj Code	Description	Definitions
49427	Sponsorship - Sar Ko Aglow	Revenue received as a donation from businesses or other entities for the Sar Ko Aglow
49428	Sponsorship - Get Outdoors	Revenue received as a donation from businesses or other entities for Get Outdoors
49429	Sponsorship - Movie in the Park	Revenue received as a donation from businesses or other entities for movie in the park.
49430	Sponsorship - Freedom Run	Revenue received as a donation from businesses or other entities for the July 4th Freedom Run.
49433	Sponsorship - Art & Wine	Revenue received as a donation from businesses or other entities for the Art & Wine activity.
49435	Sponsorship - Other	Revenue received as a donation from businesses or other entities for other activities.
49500	Transfer in	
49518	Transfer in - General Fund	A transfer received from the General Fund.
49532	Transfer in - Special Alcohol	A transfer received from the Special Alcohol Fund.
49534	Transfer in - Special Highway	A transfer received from the Special Highway Fund.
49544	Transfer in - Unused proceeds	Unused bond money which is transferred to the Debt Service.