



2021

Annual Budget Document Supplement City of Lenexa January 1 - December 31



Lenexa 
K A N S A S





How to Use This Document

This document is divided into 5 sections. The breakdown is listed below:

Detail Expenditure by Fund This section is made up of the budgeted funds. A description of each fund, and the detail of expenditures for that fund (listed by activity level), are contained in this section.

Detail Expenditure by Section This section gives a total for each expenditure by type. The expenditure section includes Personal Services, Contractual Services, Commodities, Capital Outlay, Principal Redemption and Transfers.

Detail Revenue by Fund This section gives the reader the distribution of revenues by budgeted fund and the details of revenues for each budgeted fund.

Detail Revenue by Section This section gives the reader totals of revenue by type. The revenue sections include Property Taxes, Non-Property Taxes, Licenses and Permits, Intergovernmental, Charges for Services, Fines and Forfeitures, Use of Money, Miscellaneous, and Non-Revenue Receipts.

Appendix This section contains a brief listing of the definitions of expenditure accounts and revenue accounts.



Table of Contents

I. DETAIL EXPENDITURE BY FUND

This section lists all budgeted fund descriptions and the financial expenditures for each activity by object expenditures. Includes prior year actuals, current year estimate, and budget year information.

Budget Certificate.....	7
Summary of Expenditures by Fund Graph.....	8
General Fund.....	9
Debt Service Funds.....	53
Special Highway Fund.....	55
Special Alcohol Fund.....	55
Special Parks & Recreation Fund.....	55
Tourism and Convention Fund.....	55
Parks and Recreation Impact Fee Zone 1 Fund.....	56
Parks and Recreation Impact Fee Zone 2 Fund.....	56
Parks and Recreation Impact Fee Zone 3 Fund.....	56
Street Tree Zone 1 Fund.....	56
Street Tree Zone 2 Fund.....	56
Street Tree Zone 3 Fund.....	57
Transportation Improvement Plan Zone 1 Fund.....	57
Transportation Improvement Plan Zone 2 Fund.....	57
Transportation Improvement Plan Zone 3 Fund.....	57
Neighborhood Revitalization Fund.....	57
City Center TIF District Fund.....	57
Mining TIF District Fund.....	57
Ridgeview Mining TIF District Fund.....	57
Orchard Corners CID Fund.....	58
Prairie Creek CID Fund.....	58
Quivira 95 CID Fund.....	58
Greystone Plaza CID Fund.....	58
City Center East #1 CID Fund.....	58
City Center East #2 CID Fund.....	58
I-35 & 95 th Street TIF Fund.....	58
Springhill Suites CID Fund.....	59
Candlewood Suites CID Fund.....	59
Holiday Inn Express CID Fund.....	59
Sonoma Plaza CID Fund.....	59
City Center Area E CID Fund.....	59
Lenexa Point CID Fund.....	59
Stormwater Management Fund.....	59
Rec Center Fund.....	63

II. DETAIL EXPENDITURE BY SECTION

This section lists all expenditures categorized by section. Example: all regular salary expenses are listed together to obtain a total budgeted amount for salaries. Includes prior year actuals, current year estimate, and budget year information.

Summary of Expenditures by Section Graph and Descriptions.....	70
Personal Services.....	71
Contractual Services.....	82
Commodities.....	98

Capital Outlay.....	106
Debt Service.....	107
Transfers	108

III. DETAIL REVENUE BY FUND

This section lists all revenues by object account for each budgeted fund. Includes prior year actuals, current year estimate, and budget year information.

Summary of Revenues by Fund Graphs.....	111
General Fund	112
Debt Service Fund.....	115
Special Highway Fund	115
Special Alcohol Fund	115
Special Parks & Recreation Fund	115
Tourism and Convention Fund.....	115
Parks and Recreation Impact Fee Zone 1 Fund	116
Parks and Recreation Impact Fee Zone 2 Fund	116
Parks and Recreation Impact Fee Zone 3 Fund	116
Street Tree Zone 1 Fund.....	116
Street Tree Zone 2 Fund.....	116
Street Tree Zone 3 Fund.....	116
Transportation Improvement Plan Zone 1 Fund	116
Transportation Improvement Plan Zone 2 Fund	116
Transportation Improvement Plan Zone 3 Fund	117
Neighborhood Revitalization Fund.....	117
City Center TIF District Fund.....	117
Mining TIF District Fund	117
Ridgeview Mining TIF District Fund	117
Orchard Corners CID Fund	117
Prairie Creek CID Fund.....	117
Quivira 95 CID Fund	117
Greystone Plaza CID Fund	117
City Center East #1 CID Fund.....	117
City Center East #2 CID Fund.....	117
I-35 & 95 th Street TIF Fund	118
Springhill Suites CID Fund	118
Candlewood Suites CID Fund.....	118
Holiday Inn Express CID Fund.....	118
Sonoma Plaza CID Fund	118
City Center Area E CID Fund.....	118
Lenexa Point CID Fund.....	118
Stormwater Management Fund.....	118
Rec Center Fund.....	118

IV. DETAIL REVENUE BY SECTION

This section lists all revenue accounts by section. Example: all property taxes are listed together with a total for property taxes. Includes prior year actuals, current year estimate, and budget year information.

Summary of Revenues by Section Graph and Descriptions.....	121
Property Taxes	122
Non-Property Taxes	122
Licenses & Permits.....	123
Intergovernmental/Grants.....	123
Charges for Services.....	123
Fines & Forfeitures	125
Use of Money	125

Miscellaneous Revenue	126
Non-Revenue Receipt	126

V. APPENDIX

Includes definitions of expenditures and revenues.

Fund Descriptions	129
Department Descriptions.....	132
Division Descriptions	133
Org Code Descriptions	135
Definitions of Expenditures.....	140
Definitions of Revenues	147



Detail Expenditure by Fund

**Annual Budget Document
2021
City of Lenexa
January 1 - December 31**

CERTIFICATE

To the Clerk of Johnson County, State of Kansas
 We, the undersigned, officers of
 City of Lenexa

certify that: (1) the hearing mentioned in the attached proof of publication was held; (2) after the Budget Hearing this budget was duly approved and adopted as the maximum expenditure for the various funds for the year 2021; and (3) the Amount(s) of 2020 Ad Valorem Tax are within statutory limitations.

		2021 ADOPTED BUDGET			
		Page No.	Budget Authority for Expenditures	Amount of 2020 Ad Valorem Tax	County Clerk's Use Only
Table of Contents:					
Computation to Determine Limit for 2020		2			
Allocation of MVT, RVT & 16/20M Veh		3			
Schedule of Transfers		4			
Statement of Indebtedness		5			
Statement of Lease-Purchases		6			
<hr/>					
Fund	K.S.A.				
General	12-101a	7	110,852,831	30,835,418	
Debt Service	10-113	8	16,983,196	8,461,570	
Special Highway		9	1,598,135		
Tourism and Convention		9	2,227,219		
Special Alcohol		10	551,700		
Special Parks & Recreation		10	150,748		
Stormwater Management		11	9,868,580		
Neighborhood Revitalization		11	700,292		
Transportation Improvement Plan		12	3,404,297		
Parks & Recreation Impact Fee		12	2,484,859		
Mining TIF		13	3,742,626		
Street Tree		13	530,388		
Ridgeview Mining TIF		14	2,287,682		
City Center TIF		14	10,448,907		
Orchard Corners CID		15	842,181		
Prairie Creek CID		15	145,410		
Quivira 95 CID		16	59,115		
Greystone Plaza CID		16	90,594		
City Center East CID #1		17	45,931		
I-35 & 95th Street TIF		17	2,419,127		
City Center East CID #2		18	351,092		
Rec Center		18	3,631,303		
Midas Springhill Suites CID		19	67,092		
Candlewood Suites CID		19	32,882		
Holiday Inn Express CID		20	38,473		
Sonoma Plaza CID		20	280,000		
City Center Area E CID		21	56,132		
Lenexa Point CID		21	206,000		
Non-Budgeted Funds - A		22			
Non-Budgeted Funds - B		23			
Non-Budgeted Funds - C		24			
TOTALS		xxxxxx	174,096,792	39,296,988	
Election Required - Review HB2088 Template					County Clerks Use Only
Budget Summary		25			
Neighborhood Revitalization Rebate					Nov 1, 2020 Total Assessed Valuation

Assisted by: _____

Address: _____

Email: _____

Attest: _____, 2020

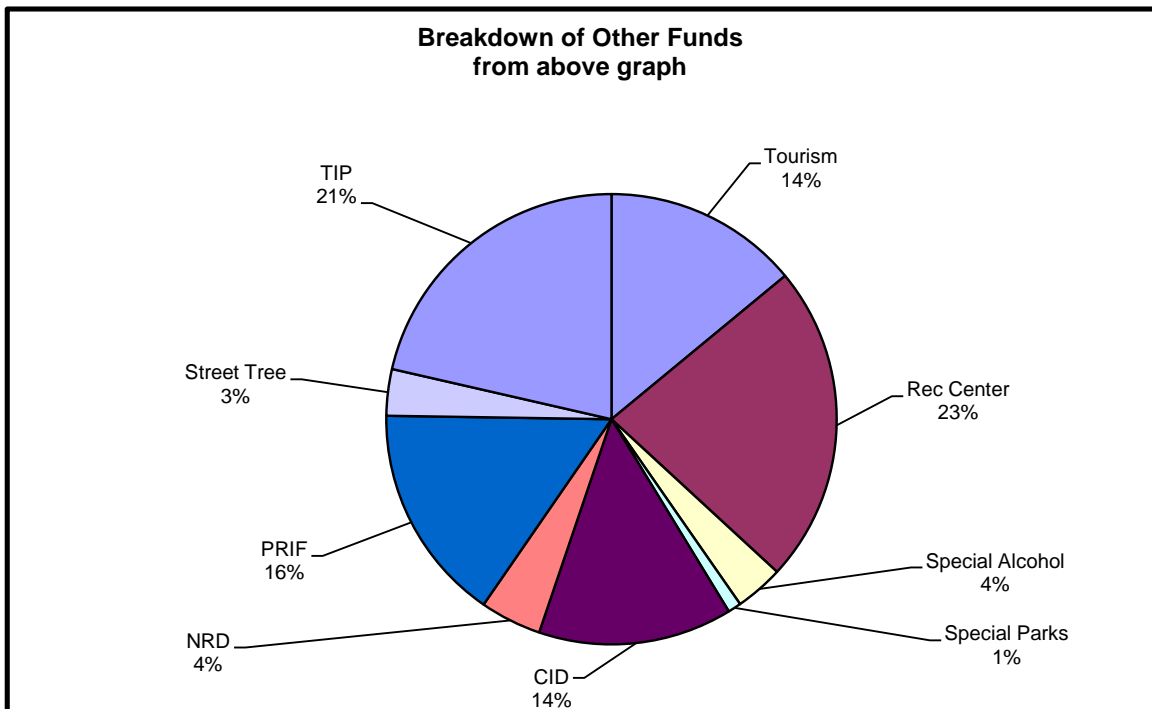
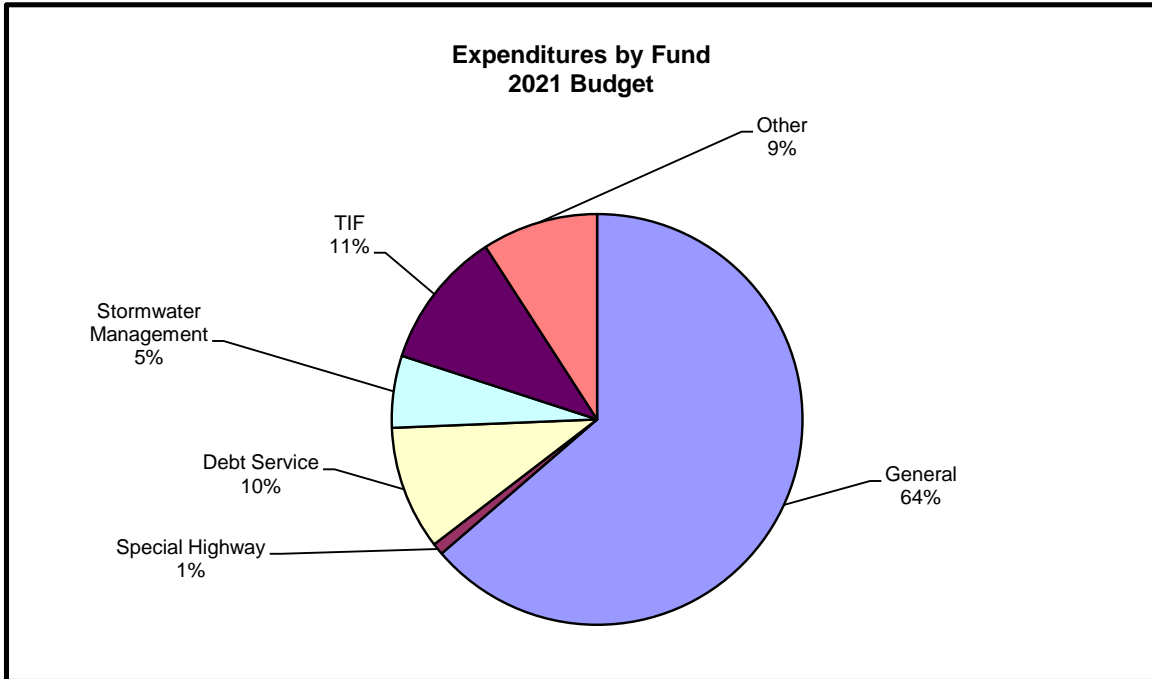
 /s/Michael Boehm
 Michael Boehm, Mayor

 /s/Jennifer Martin
 Jennifer Martin, City Clerk

 County Clerk



Expenditures by Fund



These graphs show each fund's percentage of the total budget of the City. The supporting detail by activity is on the following pages.



Expenditures by Fund

ORG	ORG DESCRIPTION	OBJ	DESCRIPTION	2018 ACTUAL	2019 ACTUAL	2020 Revised BUDGET	2021 BUDGET
01010000	Governing Body	51100	Regular Salary/Wages	106,893	110,220	116,993	115,091
01010000	Governing Body	51120	Allowances	16,808	16,745	16,744	16,744
01010000	Governing Body	51505	FICA/OADSI	7,154	7,367	8,291	8,171
01010000	Governing Body	51510	FICA/MD	1,673	1,723	1,936	1,914
01010000	Governing Body	51515	Employers KPERS	5,484	6,149	6,442	9,119
01010000	Governing Body	51540	Workers Compensation	276	285	381	375
01010000	Governing Body	51545	Unemployment	0	0	320	331
01010000	Governing Body	51550	Health Insurance	0	0	10,000	0
01010000	Governing Body	51570	Employee Assistance Program	0	0	0	0
			Personal Services Total	138,288	142,489	161,107	151,745
01010000	Governing Body	52159	Other Professional Services	11,846	0	10,000	10,000
01010000	Governing Body	52160	Payments To Other Agencies	2,500	4,625	5,000	5,000
01010000	Governing Body	52166	Photography Services	460	415	0	0
01010000	Governing Body	52302	Training/Travel/Mtgs - Per Diem	2,423	2,710	3,000	3,000
01010000	Governing Body	52303	Meals/Food/Refreshments	5,447	11,105	11,250	11,250
01010000	Governing Body	52304	Training/Mtgs - Registration	7,395	11,325	0	11,500
01010000	Governing Body	52306	Training/Travel - Airline	3,343	4,742	0	5,000
01010000	Governing Body	52308	Training/Travel - Mileage	1,519	317	500	500
01010000	Governing Body	52310	Training/Travel - Parking	189	309	300	300
01010000	Governing Body	52312	Training/Travel - Taxi	522	410	400	400
01010000	Governing Body	52314	Training/Travel - Tolls	78	9	50	50
01010000	Governing Body	52316	Training/Travel - Lodging	9,669	11,364	11,500	11,500
01010000	Governing Body	52318	Training/Travel - Rental Car	0	0	0	0
01010000	Governing Body	52320	Training/Mtgs - Hosted by City	4	0	0	0
01010000	Governing Body	52322	Training - Materials	37	0	0	0
01010000	Governing Body	52324	Mileage - Other	0	0	0	0
01010000	Governing Body	52805	Contingency	2,945	3,080	0	0
01010000	Governing Body	52810	Copying/Printings Services	0	0	0	0
01010000	Governing Body	52820	Dues/Memberships	43,778	43,270	42,000	42,000
01010000	Governing Body	52850	Postage/Shipping	0	0	0	0
01010000	Governing Body	52870	Subscriptions	1,420	731	2,000	2,000
			Contractual Services Total	93,575	94,412	86,000	102,500
01010000	Governing Body	54336	Supplies - Office	285	0	500	500
01010000	Governing Body	54342	Supplies - Other/misc	248	201	0	0
01010000	Governing Body	54432	Recognition	1,902	3,277	4,000	4,000
01010000	Governing Body	54442	Uniforms	674	432	1,000	1,000
			Commodities Total	3,109	3,910	5,500	5,500
			Governing Body Total	234,972	240,811	252,607	259,745
01010004	Vision 2040	52159	Other Professional Services	112,708	28,000	0	0
01010004	Vision 2040	52303	Meals/Food/Refreshments	2,131	1,040	0	0
01010004	Vision 2040	52800	Advertising/Publications	4,547	0	0	0
01010004	Vision 2040	52810	Copying/Printings Services	367	2,844	0	0
			Contractual Services Total	119,753	31,884	0	0
01010004	Vision 2040	54336	Supplies - Office	487	292	0	0
			Commodities Total	487	292	0	0
			Vision 2040 Total	120,240	32,176	0	0
01011000	City Manager	51100	Regular Salary/Wages	527,113	547,997	583,615	673,742
01011000	City Manager	51110	Overtime/Shift/Hazard	3,604	4,834	4,000	4,000
01011000	City Manager	51120	Allowances	19,200	20,800	20,036	22,146

ORG	ORG DESCRIPTION	OBJ	DESCRIPTION	2018	2019	2020	2021
				ACTUAL	ACTUAL	Revised BUDGET	BUDGET
01011000	City Manager	51123	Vacation Final Payout	0	702	0	0
01011000	City Manager	51505	FICA/OADSI	24,946	29,134	37,675	43,393
01011000	City Manager	51510	FICA/MD	7,792	10,376	8,811	10,150
01011000	City Manager	51515	Employers KPERS	51,137	55,801	58,395	69,079
01011000	City Manager	51530	Pension Plan	44,752	42,538	36,460	53,314
01011000	City Manager	51540	Workers Compensation	1,309	1,743	1,731	1,993
01011000	City Manager	51545	Unemployment	854	717	1,609	1,950
01011000	City Manager	51550	Health Insurance	56,103	28,725	55,000	71,500
01011000	City Manager	51555	Short Term Disability	118	45	176	215
01011000	City Manager	51565	Life Insurance	1,309	703	1,530	1,816
01011000	City Manager	51570	Employee Assistance Program	130	40	165	195
01011000	City Manager	51575	Other Benefits	0	345	0	0
			Personal Services Total	738,367	744,500	809,203	953,493
01011000	City Manager	52156	Offsite Storage	103	96	1,300	1,300
01011000	City Manager	52159	Other Professional Services	32,748	38,331	38,000	38,000
01011000	City Manager	52302	Training/Travel/Mtgs - Per Diem	1,198	1,600	3,000	3,000
01011000	City Manager	52303	Meals/Food/Refreshments	3,944	3,763	7,000	7,000
01011000	City Manager	52304	Training/Mtgs - Registration	4,147	9,362	0	8,000
01011000	City Manager	52306	Training/Travel - Airline	1,565	1,840	0	5,000
01011000	City Manager	52308	Training/Travel - Mileage	0	47	400	400
01011000	City Manager	52310	Training/Travel - Parking	77	116	400	400
01011000	City Manager	52312	Training/Travel - Taxi	115	225	500	500
01011000	City Manager	52314	Training/Travel - Tolls	12	0	300	300
01011000	City Manager	52316	Training/Travel - Lodging	3,823	5,810	8,000	8,000
01011000	City Manager	52318	Training/Travel - Rental Car	134	0	400	400
01011000	City Manager	52320	Training/Mtgs - Hosted by City	-624	570	1,400	1,400
01011000	City Manager	52322	Training - Materials	50	0	300	300
01011000	City Manager	52324	Mileage - Other	82	0	0	0
01011000	City Manager	52800	Advertising/Publications	0	0	8,000	8,000
01011000	City Manager	52810	Copying/Printings Services	0	0	100	100
01011000	City Manager	52820	Dues/Memberships	2,386	3,360	7,000	7,000
01011000	City Manager	52842	NRD-GF Grant	13,488	11,662	45,000	45,000
01011000	City Manager	52850	Postage/Shipping	0	0	27,000	27,000
01011000	City Manager	52870	Subscriptions	244	315	500	500
			Contractual Services Total	63,492	77,097	148,600	161,600
01011000	City Manager	54100	Equipment (commodities)	0	0	500	500
01011000	City Manager	54336	Supplies - Office	478	585	1,200	1,200
01011000	City Manager	54340	Supplies - Operational	0	0	300	300
01011000	City Manager	54342	Supplies - Other/misc	158	1,189	300	300
01011000	City Manager	54405	Books/Videos	0	0	100	100
01011000	City Manager	54407	Learning About Lenexa	2,248	1,953	3,000	3,000
01011000	City Manager	54432	Recognition	0	0	500	500
			Commodities Total	2,884	3,727	5,900	5,900
			City Manager Total	804,743	825,324	963,703	1,120,993
01014000	City Clerk	51100	Regular Salary/Wages	17,378	73,319	0	0
01014000	City Clerk	51120	Allowances	231	914	0	0
01014000	City Clerk	51505	FICA/OADSI	974	4,186	0	0
01014000	City Clerk	51510	FICA/MD	228	979	0	0
01014000	City Clerk	51515	Employers KPERS	1,640	7,294	0	0
01014000	City Clerk	51530	Pension Plan	842	4,405	0	0
01014000	City Clerk	51540	Workers Compensation	38	176	0	0
01014000	City Clerk	51545	Unemployment	23	67	0	0
01014000	City Clerk	51550	Health Insurance	3,189	15,399	0	0
01014000	City Clerk	51555	Short Term Disability	5	9	0	0
01014000	City Clerk	51565	Life Insurance	38	87	0	0
01014000	City Clerk	51570	Employee Assistance Program	6	9	0	0
01014000	City Clerk	51575	Other Benefits	0	440	0	0
			Personal Services Total	24,592	107,284	0	0
01014000	City Clerk	52100	Services	0	0	0	0
01014000	City Clerk	52156	Offsite Storage	639	665	0	0
01014000	City Clerk	52158	Other Financial Services	0	0	0	0
01014000	City Clerk	52159	Other Professional Services	0	0	0	0

ORG	ORG DESCRIPTION	OBJ	DESCRIPTION	2018 ACTUAL	2019 ACTUAL	2020 Revised BUDGET	2021 BUDGET
01014000	City Clerk	52160	Payments To Other Agencies	28,500	38,063	0	0
01014000	City Clerk	52180	Third Party Outsourcing	4,146	3,319	0	0
01014000	City Clerk	52302	Training/Travel/Mtgs - Per Diem	150	500	0	0
01014000	City Clerk	52303	Meals/Food/Refreshments	266	0	0	0
01014000	City Clerk	52304	Training/Mtgs - Registration	630	2,668	0	0
01014000	City Clerk	52306	Training/Travel - Airline	414	452	0	0
01014000	City Clerk	52308	Training/Travel - Mileage	8	0	0	0
01014000	City Clerk	52310	Training/Travel - Parking	36	0	0	0
01014000	City Clerk	52314	Training/Travel - Tolls	11	11	0	0
01014000	City Clerk	52316	Training/Travel - Lodging	716	1,633	0	0
01014000	City Clerk	52318	Training/Travel - Rental Car	140	0	0	0
01014000	City Clerk	52322	Training - Materials	17	34	0	0
01014000	City Clerk	52324	Mileage - Other	16	29	0	0
01014000	City Clerk	52625	Rents - Other	0	0	0	0
01014000	City Clerk	52800	Advertising/Publications	6,132	6,491	0	0
01014000	City Clerk	52810	Copying/Printings Services	122	0	0	0
01014000	City Clerk	52815	Court/Recording Fees	6	323	0	0
01014000	City Clerk	52820	Dues/Memberships	137	873	0	0
01014000	City Clerk	52850	Postage/Shipping	22,357	22,509	0	0
01014000	City Clerk	52870	Subscriptions	186	1,085	0	0
			Contractual Services Total	64,629	78,655	0	0
01014000	City Clerk	54336	Supplies - Office	340	533	0	0
01014000	City Clerk	54342	Supplies - Other/misc	510	203	0	0
			Commodities Total	850	736	0	0
			Org Total	90,071	186,675	0	0
			Executive Total	894,814	1,011,999	963,703	1,120,993
01012000	Communications	51100	Regular Salary/Wages	299,444	302,260	316,187	321,159
01012000	Communications	51120	Allowances	12,644	12,918	12,596	13,506
01012000	Communications	51123	Vacation Final Payout	0	7,749	0	0
01012000	Communications	51505	FICA/OADSI	18,521	19,069	20,384	20,751
01012000	Communications	51510	FICA/MD	4,331	4,460	4,768	4,852
01012000	Communications	51515	Employers KPERS	27,935	29,777	31,596	31,407
01012000	Communications	51530	Pension Plan	16,655	18,068	19,727	19,092
01012000	Communications	51540	Workers Compensation	738	765	936	953
01012000	Communications	51545	Unemployment	473	306	871	930
01012000	Communications	51550	Health Insurance	38,491	33,634	40,000	44,000
01012000	Communications	51555	Short Term Disability	95	37	128	132
01012000	Communications	51565	Life Insurance	709	375	828	825
01012000	Communications	51570	Employee Assistance Program	104	36	120	150
01012000	Communications	51575	Other Benefits	25	25	0	0
			Personal Services Total	420,165	429,479	448,141	457,757
01012000	Communications	52159	Other Professional Services	10,250	400	30,000	12,155
01012000	Communications	52302	Training/Travel/Mtgs - Per Diem	920	712	1,400	1,400
01012000	Communications	52303	Meals/Food/Refreshments	772	1,249	1,305	1,305
01012000	Communications	52304	Training/Mtgs - Registration	6,174	3,702	0	3,200
01012000	Communications	52306	Training/Travel - Airline	2,025	995	0	2,250
01012000	Communications	52308	Training/Travel - Mileage	297	39	200	200
01012000	Communications	52310	Training/Travel - Parking	111	77	200	200
01012000	Communications	52312	Training/Travel - Taxi	222	173	250	250
01012000	Communications	52314	Training/Travel - Tolls	5	0	50	50
01012000	Communications	52316	Training/Travel - Lodging	2,445	1,588	2,800	2,800
01012000	Communications	52318	Training/Travel - Rental Car	0	0	0	0
01012000	Communications	52320	Training/Mtgs - Hosted by City	0	0	0	0
01012000	Communications	52322	Training - Materials	19	0	135	135
01012000	Communications	52324	Mileage - Other	0	0	0	0
01012000	Communications	52624	Rents - Equipment	578	0	0	0
01012000	Communications	52800	Advertising/Publications	36,410	69,038	37,831	37,000
01012000	Communications	52810	Copying/Printings Services	49,128	57,852	60,500	65,000
01012000	Communications	52820	Dues/Memberships	1,045	1,690	1,125	1,125
01012000	Communications	52840	Licenses/Certifications	0	80	100	100
01012000	Communications	52850	Postage/Shipping	25,270	30,235	34,500	36,500

ORG	ORG DESCRIPTION	OBJ	DESCRIPTION	2018	2019	2020	2021
				ACTUAL	ACTUAL	Revised BUDGET	BUDGET
01012000	Communications	52870	Subscriptions	597	1,298	800	800
01012000	Communications	52875	Subscription Service	6,892	8,172	8,695	12,000
			Contractual Services Total	143,160	177,300	179,891	176,470
01012000	Communications	54102	Equipment - Audio & Video	241	1,169	2,000	2,000
01012000	Communications	54108	Equipment - Office	2,268	0	750	750
01012000	Communications	54336	Supplies - Office	340	175	500	500
01012000	Communications	54342	Supplies - Other/misc	0	510	500	500
01012000	Communications	54405	Books/Videos	0	0	0	0
01012000	Communications	54432	Recognition	464	340	520	520
01012000	Communications	54442	Uniforms	0	0	400	400
			Commodities Total	3,313	2,194	4,670	4,670
Org Total				566,638	608,973	632,702	638,897
Communications Total				566,638	608,973	632,702	638,897
01013000	Municipal Court	51100	Regular Salary/Wages	339,010	333,724	361,767	369,453
01013000	Municipal Court	51110	Overtime/Shift/Hazard	3,154	3,443	10,250	10,250
01013000	Municipal Court	51120	Allowances	457	1,392	455	1,755
01013000	Municipal Court	51123	Vacation Final Payout	0	2,411	0	0
01013000	Municipal Court	51505	FICA/OADSI	19,899	19,596	23,096	23,650
01013000	Municipal Court	51510	FICA/MD	4,654	4,583	5,401	5,532
01013000	Municipal Court	51515	Employers KPERS	32,163	33,336	35,795	37,651
01013000	Municipal Court	51530	Pension Plan	15,680	15,899	16,144	16,509
01013000	Municipal Court	51540	Workers Compensation	819	815	1,056	1,086
01013000	Municipal Court	51545	Unemployment	509	314	998	1,069
01013000	Municipal Court	51550	Health Insurance	65,236	43,718	50,000	55,000
01013000	Municipal Court	51555	Short Term Disability	134	44	160	165
01013000	Municipal Court	51565	Life Insurance	621	294	677	714
01013000	Municipal Court	51570	Employee Assistance Program	207	67	210	210
01013000	Municipal Court	51575	Other Benefits	400	0	0	0
			Personal Services Total	482,943	459,636	506,009	523,044
01013000	Municipal Court	52140	Interpreter Services	13,275	11,273	10,750	13,750
01013000	Municipal Court	52159	Other Professional Services	48,000	47,925	55,000	60,000
01013000	Municipal Court	52172	Prisoner Boarding	0	0	150,000	150,000
01013000	Municipal Court	52174	Public Defender	3,749	3,505	5,450	5,450
01013000	Municipal Court	52300	Training/Travel/Meetings	44	166	0	0
01013000	Municipal Court	52302	Training/Travel/Mtgs - Per Diem	433	1,153	2,000	2,000
01013000	Municipal Court	52303	Meals/Food/Refreshments	581	628	0	0
01013000	Municipal Court	52304	Training/Mtgs - Registration	6,784	4,663	0	7,260
01013000	Municipal Court	52306	Training/Travel - Airline	1,251	391	0	1,200
01013000	Municipal Court	52308	Training/Travel - Mileage	536	39	0	0
01013000	Municipal Court	52310	Training/Travel - Parking	50	0	0	0
01013000	Municipal Court	52312	Training/Travel - Taxi	15	39	0	0
01013000	Municipal Court	52314	Training/Travel - Tolls	25	24	0	0
01013000	Municipal Court	52316	Training/Travel - Lodging	2,190	2,525	3,000	3,000
01013000	Municipal Court	52320	Training/Mtgs - Hosted by City	429	2,175	2,000	2,000
01013000	Municipal Court	52704	Repair/Maint - Equipment	0	0	600	600
01013000	Municipal Court	52800	Advertising/Publications	0	338	30	30
01013000	Municipal Court	52810	Copying/Printings Services	2,604	2,471	3,865	3,865
01013000	Municipal Court	52820	Dues/Memberships	605	1,315	1,085	1,085
			Contractual Services Total	80,571	78,630	233,780	250,240
01013000	Municipal Court	54100	Equipment (commodities)	1,143	140	1,500	1,500
01013000	Municipal Court	54110	Equipment - Other Minor	0	400	2,000	2,000
01013000	Municipal Court	54150	Equipment - Computer	0	0	800	800
01013000	Municipal Court	54204	Software - Other	0	1,000	4,000	7,000
01013000	Municipal Court	54336	Supplies - Office	5,491	4,489	4,224	4,224
01013000	Municipal Court	54342	Supplies - Other/misc	1,507	821	2,280	2,280
01013000	Municipal Court	54425	Furniture	737	587	500	500
01013000	Municipal Court	54442	Uniforms	238	224	700	700
			Commodities Total	9,116	7,661	16,004	19,004
Municipal Court Total				572,630	545,927	755,793	792,288

ORG	ORG DESCRIPTION	OBJ	DESCRIPTION	2018	2019	2020	2021
				ACTUAL	ACTUAL	Revised BUDGET	BUDGET
01015000	Public Market	51100	Regular Salary/Wages	134,624	147,936	164,279	166,331
01015000	Public Market	51110	Overtime/Shift/Hazard	96	563	0	0
01015000	Public Market	51120	Allowances	2,164	3,031	3,016	3,020
01015000	Public Market	51123	Vacation Final Payout	1,390	0	0	0
01015000	Public Market	51505	FICA/OADSI	8,261	8,988	10,373	10,500
01015000	Public Market	51510	FICA/MD	1,932	2,102	2,426	2,456
01015000	Public Market	51515	Employers KPERS	9,968	14,695	16,078	13,715
01015000	Public Market	51530	Pension Plan	4,822	6,806	7,212	7,375
01015000	Public Market	51540	Workers Compensation	329	358	476	482
01015000	Public Market	51545	Unemployment	212	144	453	481
01015000	Public Market	51550	Health Insurance	18,135	17,379	20,000	22,000
01015000	Public Market	51555	Short Term Disability	25	19	64	66
01015000	Public Market	51565	Life Insurance	164	136	303	319
01015000	Public Market	51570	Employee Assistance Program	78	33	120	150
01015000	Public Market	51575	Other Benefits	0	0	0	0
			Personal Services Total	182,200	202,190	224,800	226,895
01015000	Public Market	52100	Services	857	1,735	0	0
01015000	Public Market	52159	Other Professional Services	19,923	27,994	30,000	30,000
01015000	Public Market	52205	Taxes - Property	30,453	58,336	62,000	61,000
01015000	Public Market	52210	Taxes - Special Assessment	448	895	0	800
01015000	Public Market	52300	Training/Travel/Meetings	982	0	3,350	3,000
01015000	Public Market	52304	Training/Mtgs - Registration	-97	0	0	0
01015000	Public Market	52310	Training/Travel - Parking	0	0	0	0
01015000	Public Market	52312	Training/Travel - Taxi	164	66	0	0
01015000	Public Market	52316	Training/Travel - Lodging	626	744	0	0
01015000	Public Market	52322	Training - Materials	545	0	0	0
01015000	Public Market	52510	Electricity	29,238	28,188	30,000	30,000
01015000	Public Market	52515	Gas	5,130	4,188	5,500	5,500
01015000	Public Market	52525	Other Utilities	1,697	140	0	150
01015000	Public Market	52540	Wastewater	1,964	3,459	2,500	3,500
01015000	Public Market	52545	Water	2,191	2,207	2,500	2,500
01015000	Public Market	52624	Rents - Equipment	0	0	2,000	0
01015000	Public Market	52800	Advertising/Publications	23,236	18,992	20,000	25,000
01015000	Public Market	52820	Dues/Memberships	399	0	250	500
01015000	Public Market	52830	Insurance - Property & Liability	0	7,500	7,500	7,500
01015000	Public Market	52840	Licenses/Certifications	278	103	350	500
			Contractual Services Total	118,034	154,547	165,950	169,950
01015000	Public Market	54336	Supplies - Office	0	0	0	0
01015000	Public Market	54340	Supplies - Operational	1,498	4,308	7,500	7,500
01015000	Public Market	54342	Supplies - Other/misc	715	1,982	0	0
01015000	Public Market	54430	Merchandise for Resale	11,116	0	0	0
			Commodities Total	13,329	6,290	7,500	7,500
01015000	Public Market	55125	Equipment - Other Capital	16,088	13,000	15,000	10,000
			Capital Total	16,088	13,000	15,000	10,000
			Public Market Total	329,651	376,027	413,250	414,345
01030000	Non-departmental	51123	Vacation Final Payout	0	155,175	0	0
01030000	Non-departmental	51125	Education	0	0	75,000	75,000
01030000	Non-departmental	51130	Compensation Reserve	0	0	340,000	500,000
01030000	Non-departmental	51505	FICA/OADSI	0	0	4,650	4,650
01030000	Non-departmental	51510	FICA/MD	0	0	1,088	1,088
01030000	Non-departmental	51515	Employers KPERS	0	40,306	7,208	7,403
01030000	Non-departmental	51530	Pension Plan	0	33,665	0	0
			Personal Services Total	0	229,146	427,946	588,141
01030000	Non-departmental	52159	Other Professional Services	0	18,000	49,054	18,000
01030000	Non-departmental	52160	Payments To Other Agencies	21,131	0	40,350	60,350
01030000	Non-departmental	52205	Taxes - Property	0	56,930	61,000	57,000
01030000	Non-departmental	52210	Taxes - Special Assessment	0	127,533	117,000	131,000
01030000	Non-departmental	52222	Taxes - Other	0	364	0	0
01030000	Non-departmental	52825	Association dues	0	34,634	34,500	60,000
			Contractual Services Total	21,131	237,461	301,904	326,350

ORG	ORG DESCRIPTION	OBJ	DESCRIPTION	2018	2019	2020	2021
				ACTUAL	ACTUAL	Revised BUDGET	BUDGET
01030000	Non-departmental	54342	Supplies - Other/misc	0	59,695	3,000	3,000
			Commodities Total	0	59,695	3,000	3,000
01030000	Non-departmental	70100	Transfers	7,576,682	9,749,959	0	0
01030000	Non-departmental	70104	Transfers - CIF	8,387,824	8,413,957	12,791,052	9,853,000
01030000	Non-departmental	70110	Transfers - FMF	500,000	500,000	500,000	250,000
01030000	Non-departmental	70112	Transfers - ERF	1,803,950	1,700,000	1,700,000	850,000
01030000	Non-departmental	70118	Transfers - TIF	0	0	2,497,000	3,637,000
01030000	Non-departmental	70122	Transfers - Rec Center	231,948	363,204	0	0
01030000	Non-departmental	70500	Fund Balance Reserve	7,273,342	2,412,409	0	32,354,363
01030000	Non-departmental	70900	Transfers Out - Accrual	-1,345,003	0	0	0
			Transfers Out Total	24,428,743	23,139,529	17,488,052	46,944,363
			Transfers Total	24,449,874	23,665,831	18,220,902	47,861,854
01100000	Finance	51100	Regular Salary/Wages	642,717	682,910	723,523	676,426
01100000	Finance	51110	Overtime/Shift/Hazard	4,149	5,540	7,500	7,500
01100000	Finance	51120	Allowances	8,223	9,298	8,436	10,836
01100000	Finance	51123	Vacation Final Payout	0	14,892	0	0
01100000	Finance	51505	FICA/OADSI	35,725	38,905	45,847	43,076
01100000	Finance	51510	FICA/MD	8,995	9,777	10,723	10,075
01100000	Finance	51515	Employers KPERS	61,654	69,432	71,063	68,573
01100000	Finance	51530	Pension Plan	37,465	42,022	44,368	41,685
01100000	Finance	51540	Workers Compensation	1,554	1,704	2,103	1,979
01100000	Finance	51545	Unemployment	975	666	1,994	1,957
01100000	Finance	51550	Health Insurance	90,052	77,046	70,000	77,000
01100000	Finance	51555	Short Term Disability	159	65	224	231
01100000	Finance	51565	Life Insurance	1,555	860	1,864	1,803
01100000	Finance	51570	Employee Assistance Program	175	63	210	210
01100000	Finance	51575	Other Benefits	0	1,075	0	0
			Personal Services Total	893,398	954,255	987,855	941,351
01100000	Finance	52109	Auditing Services	62,000	50,370	69,000	62,500
01100000	Finance	52110	Banking Services	17,560	18,287	25,000	20,000
01100000	Finance	52118	Credit Card Processing	133,390	140,429	130,000	153,000
01100000	Finance	52142	Investment Fees	2,770	2,800	5,000	3,000
01100000	Finance	52156	Offsite Storage	1,546	1,944	3,000	2,000
01100000	Finance	52158	Other Financial Services	9,421	5,000	9,000	9,000
01100000	Finance	52159	Other Professional Services	14,872	17,452	17,000	20,000
01100000	Finance	52160	Payments To Other Agencies	578	28	0	0
01100000	Finance	52162	Payroll Processing/HRIS	130,772	141,452	140,000	150,000
01100000	Finance	52178	Temporary Agencies	0	21,180	0	0
01100000	Finance	52205	Taxes - Property	58,814	0	0	0
01100000	Finance	52210	Taxes - Special Assessment	115,743	0	0	0
01100000	Finance	52220	Taxes - Wastewater	0	0	0	0
01100000	Finance	52222	Taxes - Other	1,125	0	0	0
01100000	Finance	52302	Training/Travel/Mtgs - Per Diem	400	316	500	500
01100000	Finance	52303	Meals/Food/Refreshments	460	3,415	3,000	3,000
01100000	Finance	52304	Training/Mtgs - Registration	3,425	6,589	0	5,000
01100000	Finance	52306	Training/Travel - Airline	1,011	775	0	3,000
01100000	Finance	52308	Training/Travel - Mileage	211	118	200	200
01100000	Finance	52310	Training/Travel - Parking	60	75	400	400
01100000	Finance	52312	Training/Travel - Taxi	30	78	300	300
01100000	Finance	52314	Training/Travel - Tolls	2	0	100	100
01100000	Finance	52316	Training/Travel - Lodging	2,536	2,738	4,000	4,000
01100000	Finance	52320	Training/Mtgs - Hosted by City	0	3,071	0	0
01100000	Finance	52322	Training - Materials	0	1,800	100	100
01100000	Finance	52400	Maintenance Agreement	759	0	1,000	1,000
01100000	Finance	52620	Rents/Leases	182	0	0	0
01100000	Finance	52625	Rents - Other	0	0	0	0
01100000	Finance	52700	Repair/Maintenance	0	0	1,200	500
01100000	Finance	52800	Advertising/Publications	371	1,731	2,500	1,500
01100000	Finance	52810	Copying/Printings Services	0	535	0	500
01100000	Finance	52815	Court/Recording Fees	736	103	0	0
01100000	Finance	52820	Dues/Memberships	1,134	1,335	2,500	2,500
01100000	Finance	52825	Association Dues	804	254	700	0
01100000	Finance	52850	Postage/Shipping	25	53	1,000	0

ORG	ORG DESCRIPTION	OBJ	DESCRIPTION	2018	2019	2020	2021
				ACTUAL	ACTUAL	Revised BUDGET	BUDGET
01100000	Finance	52870	Subscriptions	2,004	2,230	3,500	2,900
			Contractual Services Total	562,741	424,158	419,000	445,000
01100000	Finance	54108	Equipment - Office	0	85	1,000	1,000
01100000	Finance	54110	Equipment - Other Minor	1,500	390	0	0
01100000	Finance	54150	Equipment - Computer	0	0	500	0
01100000	Finance	54212	Software - Personal Computer	0	0	1,000	0
01100000	Finance	54336	Supplies - Office	6,276	6,645	10,000	8,000
01100000	Finance	54342	Supplies - Other/misc	794	0	0	0
01100000	Finance	54405	Books/Videos	0	0	500	0
01100000	Finance	54425	Furniture	4,046	0	0	0
01100000	Finance	54434	Recognition - Events	231	0	0	0
01100000	Finance	54442	Uniforms	0	353	0	0
			Commodities Total	12,847	7,473	13,000	9,000
			Finance Total	1,468,986	1,385,886	1,419,855	1,395,351
01110000	Human Resources	51100	Regular Salary/Wages	526,756	557,311	589,979	587,188
01110000	Human Resources	51110	Overtime/Shift/Hazard	1,078	770	1,000	1,000
01110000	Human Resources	51120	Allowances	10,030	10,383	10,256	11,166
11100000	Human Resources	51123	Vacation Final Payout	0	3,500	0	0
01110000	Human Resources	51125	Education	62,429	56,629	0	0
01110000	Human Resources	51505	FICA/OADSI	31,368	33,050	37,277	37,160
01110000	Human Resources	51510	FICA/MD	7,336	7,843	8,718	8,690
01110000	Human Resources	51515	Employers KPERS	48,989	53,895	55,348	56,584
01110000	Human Resources	51530	Pension Plan	29,727	32,070	34,556	34,397
01110000	Human Resources	51540	Workers Compensation	1,271	1,359	1,712	1,707
01110000	Human Resources	51545	Unemployment	795	534	1,626	1,700
01110000	Human Resources	51550	Health Insurance	74,678	60,708	65,000	71,500
01110000	Human Resources	51555	Short Term Disability	166	65	208	215
01110000	Human Resources	51565	Life Insurance	1,242	677	1,452	1,489
01110000	Human Resources	51570	Employee Assistance Program	169	59	225	225
01110000	Human Resources	51575	Other Benefits	25	1,344	0	0
			Personal Services Total	796,059	820,197	807,357	813,021
01110000	Human Resources	52100	Services	8	0	0	0
01110000	Human Resources	52134	Human Resources Services	8,377	29,411	39,000	30,000
01110000	Human Resources	52150	Legal Services	15,467	11,553	35,000	25,000
01110000	Human Resources	52156	Offsite storage	1,102	1,401	1,250	1,250
01110000	Human Resources	52158	Other Financial Services	40,000	32,000	32,000	32,000
01110000	Human Resources	52159	Other Professional Services	216	804	16,250	1,250
01110000	Human Resources	52162	Payroll Processing/HRIS	77,733	83,352	85,000	85,000
01110000	Human Resources	52178	Temporary Agencies	360	6,828	4,000	4,000
01110000	Human Resources	52300	Training/Travel/Meetings	17,466	1,667	0	0
01110000	Human Resources	52302	Training/Travel/Mtgs - Per Diem	0	946	1,500	1,500
01110000	Human Resources	52303	Meals/Food/Refreshments	0	406	1,500	1,500
01110000	Human Resources	52304	Training/Mtgs - Registration	249	6,517	0	9,650
01110000	Human Resources	52306	Training/Travel - Airline	0	2,635	0	2,000
01110000	Human Resources	52308	Training/Travel - Mileage	0	0	0	0
01110000	Human Resources	52310	Training/Travel - Parking	0	8	150	150
01110000	Human Resources	52312	Training/Travel - Taxi	0	0	200	200
01110000	Human Resources	52316	Training/Travel - Lodging	0	4,116	5,000	5,000
01110000	Human Resources	52320	Training/Mtgs - Hosted by City	18,029	3,404	30,000	15,000
01110000	Human Resources	52322	Training - Materials	526	7,790	15,000	10,000
01110000	Human Resources	52625	Rents - Other	0	0	500	500
01110000	Human Resources	52810	Copying/Printings Services	0	0	550	550
01110000	Human Resources	52820	Dues/Memberships	2,854	2,988	4,000	4,000
01110000	Human Resources	52850	Postage/Shipping	35	0	150	150
01110000	Human Resources	52870	Subscriptions	1,628	5,073	2,500	2,500
			Contractual Services Total	184,050	200,899	273,550	231,200
01110000	Human Resources	54110	Equipment - Other Minor	3,080	0	0	0
01110000	Human Resources	54330	Supplies - Medical (disposable)	0	0	0	0
01110000	Human Resources	54336	Supplies - Office	888	1,102	3,000	3,000
01110000	Human Resources	54342	Supplies - Other/misc	0	0	0	0
01110000	Human Resources	54405	Books/Videos	67	0	350	350
01110000	Human Resources	54432	Recognition	10,854	9,311	10,000	10,000

ORG	ORG DESCRIPTION	OBJ	DESCRIPTION	2018	2019	2020	2021
				ACTUAL	ACTUAL	Revised BUDGET	BUDGET
01110000	Human Resources	54434	Recognition - Events	10,010	12,147	15,000	15,000
01110000	Human Resources	54442	Uniforms	0	0	0	0
			Commodities Total	<u>24,899</u>	<u>22,560</u>	<u>28,350</u>	<u>28,350</u>
			Org Total	1,005,008	1,043,656	1,109,257	1,072,571
01111011	Recruiting	52100	Services	51,142	75,547	94,039	94,039
01111011	Recruiting	52162	Payroll Processing/HRIS	8,301	7,877	9,500	21,500
01111011	Recruiting	52168	Pre-employment Screenings	0	15,353	0	0
01111011	Recruiting	52169	Pre-employment Labs	0	0	0	16,000
01111011	Recruiting	52170	Pre-employment Physicals	0	7,245	0	7,500
01111011	Recruiting	52171	Pre-employment Drug Screen	0	3,072	0	3,500
01111011	Recruiting	52300	Training/Travel/Meetings	114	0	0	0
01111011	Recruiting	52303	Meals/Food/Refreshments	0	918	0	0
01111011	Recruiting	52304	Training/Mtgs - Registration	0	999	0	0
01111011	Recruiting	52800	Advertising/Publications	40,122	44,755	51,750	51,750
01111011	Recruiting	52810	Copying/Printings Services	0	0	0	0
			Contractual Services Total	<u>99,679</u>	<u>155,766</u>	<u>155,289</u>	<u>194,289</u>
			Org Total	99,679	155,766	155,289	194,289
			Human Resources Total	<u>1,104,687</u>	<u>1,199,422</u>	<u>1,264,546</u>	<u>1,266,860</u>
01150000	IT Administration	51100	Regular Salary/Wages	107,569	113,493	119,831	151,250
01150000	IT Administration	51120	Allowances	7,685	7,685	7,656	7,656
01150000	IT Administration	51505	FICA/OADSI	6,768	7,135	7,904	9,852
01150000	IT Administration	51510	FICA/MD	1,583	1,669	1,849	2,304
01150000	IT Administration	51515	Employers KPERS	10,749	11,885	12,251	15,684
01150000	IT Administration	51530	Pension Plan	6,647	7,182	7,649	9,534
01150000	IT Administration	51540	Workers Compensation	273	287	363	453
01150000	IT Administration	51545	Unemployment	173	114	330	438
01150000	IT Administration	51550	Health Insurance	11,274	8,732	10,000	11,000
01150000	IT Administration	51555	Short Term Disability	24	9	32	33
01150000	IT Administration	51565	Life Insurance	273	100	321	412
01150000	IT Administration	51570	Employee Assistance Program	26	9	30	30
			Personal Services Total	<u>153,044</u>	<u>158,300</u>	<u>168,216</u>	<u>208,646</u>
01150000	IT Administration	52156	Offsite Storage	0	0	0	0
01150000	IT Administration	52159	Other Professional Services	0	2,108	0	0
01150000	IT Administration	52160	Payments To Other Agencies	9,127	9,880	10,000	10,000
01150000	IT Administration	52300	Training/Travel/Meetings	0	99	0	0
01150000	IT Administration	52302	Training/Travel/Mtgs - Per Diem	358	371	1,000	1,000
01150000	IT Administration	52303	Meals/Food/Refreshments	1,015	420	400	400
01150000	IT Administration	52304	Training/Mtgs - Registration	3,305	3,760	0	7,000
01150000	IT Administration	52306	Training/Travel - Airline	1,620	1,578	0	3,000
01150000	IT Administration	52308	Training/Travel - Mileage	185	0	100	100
01150000	IT Administration	52310	Training/Travel - Parking	113	104	100	100
01150000	IT Administration	52312	Training/Travel - Taxi	189	190	130	130
01150000	IT Administration	52314	Training/Travel - Tolls	0	0	0	0
01150000	IT Administration	52316	Training/Travel - Lodging	2,156	634	4,000	4,000
01150000	IT Administration	52320	Training/Mtgs - Hosted by City	368	794	0	0
01150000	IT Administration	52322	Training - Materials	4,788	14,782	15,000	15,000
01150000	IT Administration	52324	Mileage - other	0	0	0	0
01150000	IT Administration	52530	Telephone	23,700	0	0	0
01150000	IT Administration	52800	Advertising/Publications	0	0	1,400	1,400
01150000	IT Administration	52810	Copying/Printings Services	0	0	1,400	1,400
01150000	IT Administration	52820	Dues/Memberships	999	327	5,000	5,000
01150000	IT Administration	52850	Postage/Shipping	0	0	1,500	1,500
			Contractual Services Total	<u>47,923</u>	<u>35,047</u>	<u>40,030</u>	<u>50,030</u>
01150000	IT Administration	54108	Equipment - Office	0	6,855	0	0
01150000	IT Administration	54336	Supplies - Office	10	11,082	300	300
01150000	IT Administration	54340	Supplies - Operational	60	0	0	0
01150000	IT Administration	54342	Supplies - Other/misc	403	392	1,000	1,000
01150000	IT Administration	54442	Uniforms	0	2,587	0	0
			Commodities Total	<u>473</u>	<u>20,916</u>	<u>1,300</u>	<u>1,300</u>

ORG	ORG DESCRIPTION	OBJ	DESCRIPTION	2018	2019	2020	2021
				ACTUAL	ACTUAL	Revised BUDGET	BUDGET
			Org Total	201,440	214,263	209,546	259,976
01150012	IT Support Services	51100	Regular Salary/Wages	241,519	224,217	243,736	234,854
01150012	IT Support Services	51110	Overtime/Shift Hazard	9,985	9,375	10,000	10,000
01150012	IT Support Services	51120	Allowances	9,794	9,520	9,802	9,802
01150012	IT Support Services	51123	Vacation Final Payout	10,547	0	0	0
01150012	IT Support Services	51505	FICA/OADSI	15,605	14,221	16,340	15,789
01150012	IT Support Services	51510	FICA/MD	3,649	3,326	3,822	3,692
01150012	IT Support Services	51515	Employers KPERS	25,106	23,766	25,326	25,135
01150012	IT Support Services	51530	Pension Plan	15,577	11,881	15,813	15,280
01150012	IT Support Services	51540	Workers Compensation	643	575	748	725
01150012	IT Support Services	51545	Unemployment	399	228	673	680
01150012	IT Support Services	51550	Health Insurance	50,739	27,870	40,000	44,000
01150012	IT Support Services	51555	Short Term Disability	98	37	128	132
01150012	IT Support Services	51565	Life Insurance	643	299	664	662
01150012	IT Support Services	51570	Employee Assistance Program	108	36	120	120
01150012	IT Support Services	51575	Other Benefits	25	0	0	0
			Personal Services Total	384,437	325,351	367,172	360,871
01150012	IT Support Services	52158	Other Financial Services	5,995	5,951	7,300	7,300
01150012	IT Support Services	52159	Other Professional Services	0	0	100	100
01150012	IT Support Services	52178	Temporary Agencies	0	0	0	0
01150012	IT Support Services	52194	PC/Printer Support	4,948	0	1,000	1,000
01150012	IT Support Services	52196	Server Support	20,277	0	1,000	1,000
01150012	IT Support Services	52302	Training/Travel/Mtgs - Per Diem	219	725	0	0
01150012	IT Support Services	52303	Meals/Food/Refreshments	60	0	0	0
01150012	IT Support Services	52304	Training/Mtgs - Registration	10,945	12,385	0	0
01150012	IT Support Services	52306	Training/Travel - Airline	920	1,922	0	1,000
01150012	IT Support Services	52308	Training/Travel - Mileage	0	0	50	50
01150012	IT Support Services	52310	Training/Travel - Parking	72	0	60	60
01150012	IT Support Services	52312	Training/Travel - Taxi	92	59	100	100
01150012	IT Support Services	52316	Training/Travel - Lodging	0	1,657	0	0
01150012	IT Support Services	52322	Training - Materials	12,184	5,911	8,000	8,000
01150012	IT Support Services	52400	Maintenance Agreement	20,485	0	47,485	47,485
01150012	IT Support Services	52444	Maint Agrmnt - PC Software	224,678	219,482	229,000	229,000
01150012	IT Support Services	52446	Maint Agrmnt - Server Software	97,824	114,332	120,000	120,000
01150012	IT Support Services	52448	Maint Agrmnt - Servers	3,271	912	500	500
01150012	IT Support Services	52454	Maint Agrmnt - Other Software	0	0	48,500	48,500
01150012	IT Support Services	52505	Cable	6,031	2,796	2,000	2,000
01150012	IT Support Services	52530	Telephone	14,710	7,042	7,000	7,000
01150012	IT Support Services	52551	Mobile Device Data Plan	289,034	330,760	301,000	301,000
01150012	IT Support Services	52552	Domain Fee	739	760	3,000	3,000
01150012	IT Support Services	52557	Internet Service Provider	72,878	79,816	81,000	81,000
01150012	IT Support Services	52710	Repair/Maint - Comp Equip.	0	0	2,000	2,000
01150012	IT Support Services	52714	Repair/Maint - Video Trans Equip.	0	0	1,000	1,000
01150012	IT Support Services	52718	Repair/Maint - PC & Printers	93,754	93,808	87,000	87,000
01150012	IT Support Services	52719	Repair/Maint - Portable Devices	1,681	0	100	100
01150012	IT Support Services	52810	Copying/Printings Services	0	0	0	0
01150012	IT Support Services	52820	Dues/Memberships	99	503	200	200
01150012	IT Support Services	52850	Postage/Shipping	0	0	1,100	1,100
01150012	IT Support Services	52870	Subscriptions	0	4	0	0
			Contractual Services Total	880,896	878,825	948,495	949,495
01150012	IT Support Services	54102	Equipment - Audio & Video	459	7,798	2,800	2,800
01150012	IT Support Services	54150	Equipment - Computer	96,930	97,221	46,000	46,000
01150012	IT Support Services	54152	Equipment - LAN	0	58	2,000	2,000
01150012	IT Support Services	54154	Equipment - Portable Device	19,114	6,508	3,000	3,000
01150012	IT Support Services	54156	Equipment - Printer	45	36,586	500	500
01150012	IT Support Services	54206	Software - Portable	224	247	1,000	1,000
01150012	IT Support Services	54208	Software - Server	0	0	10,000	10,000
01150012	IT Support Services	54212	Software - Personal Computer	40,038	41,643	40,000	40,000
01150012	IT Support Services	54310	Supplies - Computer	0	0	300	300
01150012	IT Support Services	54311	Supplies - Mobile Device	5,261	61,527	14,000	14,000
01150012	IT Support Services	54336	Supplies - Office	26	7	500	500
01150012	IT Support Services	54425	Furniture	0	0	0	0
			Commodities Total	162,097	251,595	120,100	120,100

ORG	ORG DESCRIPTION	OBJ	DESCRIPTION	2018	2019	2020	2021
				ACTUAL	ACTUAL	Revised BUDGET	BUDGET
01150012	IT Support Services	55105	Equipment - Audio & Video	0	0	0	0
01150012	IT Support Services	55210	Software - Personal Computer	14,880	14,880	16,000	16,000
			Capital Total	14,880	14,880	16,000	16,000
Org Total				1,442,310	1,470,651	1,451,767	1,446,466
01150013	IT Data Analytics	51100	Regular Salary/Wages	287,747	306,590	361,390	379,694
01150013	IT Data Analytics	51120	Allowances	4,794	5,690	5,668	5,668
01150013	IT Data Analytics	51123	Vacation Final Payout	3,002	0	0	0
01150013	IT Data Analytics	51505	FICA/OADSI	17,766	18,813	22,759	23,892
01150013	IT Data Analytics	51510	FICA/MD	4,155	4,400	5,322	5,588
01150013	IT Data Analytics	51515	Employers KPERS	27,337	30,722	35,275	38,035
01150013	IT Data Analytics	51530	Pension Plan	17,113	18,548	22,023	23,122
01150013	IT Data Analytics	51540	Workers Compensation	702	742	1,025	1,098
01150013	IT Data Analytics	51545	Unemployment	456	301	996	1,099
01150013	IT Data Analytics	51550	Health Insurance	29,487	22,853	50,000	55,000
01150013	IT Data Analytics	51555	Short Term Disability	97	37	160	165
01150013	IT Data Analytics	51565	Life Insurance	702	369	926	1,001
01150013	IT Data Analytics	51570	Employee Assistance Program	106	36	150	150
01150013	IT Data Analytics	51575	Other Benefits	0	101	0	0
			Personal Services Total	393,464	409,202	505,694	534,512
01150013	IT Data Analytics	52158	Other Financial Services	0	0	0	0
01150013	IT Data Analytics	52178	Temporary Agencies	0	0	0	0
01150013	IT Data Analytics	52196	Server Support	0	0	2,000	2,000
01150013	IT Data Analytics	52302	Training/Travel/Mtgs - Per Diem	1,031	1,210	1,000	1,000
01150013	IT Data Analytics	52303	Meals/Food/Refreshments	0	78	1,000	1,000
01150013	IT Data Analytics	52304	Training/Mtgs - Registration	9,572	12,637	0	2,000
01150013	IT Data Analytics	52306	Training/Travel - Airline	1,055	1,294	0	3,500
01150013	IT Data Analytics	52308	Training/Travel - Mileage	65	39	300	300
01150013	IT Data Analytics	52310	Training/Travel - Parking	153	105	300	300
01150013	IT Data Analytics	52312	Training/Travel - Taxi	56	150	300	300
01150013	IT Data Analytics	52316	Training/Travel - Lodging	2,307	3,245	3,900	3,900
01150013	IT Data Analytics	52320	Training/Mtgs - Hosted by City	0	0	200	200
01150013	IT Data Analytics	52322	Training - Materials	1,921	8,659	0	0
01150013	IT Data Analytics	52400	Maintenance Agreement	9,000	9,000	9,000	9,000
01150013	IT Data Analytics	52444	Maint Agrmnt - PC Software	51,000	52,285	50,000	50,000
01150013	IT Data Analytics	52446	Maint Agrmnt - Server Software	129,843	145,319	130,000	130,000
01150013	IT Data Analytics	52454	Maint Agrmnt - Other Software	35,169	35,717	60,000	60,000
01150013	IT Data Analytics	52820	Dues/Memberships	506	207	0	0
			Contractual Services Total	241,678	269,945	258,000	263,500
01150013	IT Data Analytics	54102	Equipment - Audio & Video	0	740	0	0
01150013	IT Data Analytics	54150	Equipment - Computer	0	75	0	0
01150013	IT Data Analytics	54208	Software - Server	3,600	2,300	5,000	5,000
01150013	IT Data Analytics	54336	Supplies - Office	5	0	0	0
			Commodities Total	3,605	3,115	5,000	5,000
01150013	IT Data Analytics	55230	Software - Other	0	0	0	0
				0	0	0	0
Org Total				638,747	682,262	768,694	803,012
01150014	IT Infrastructure	51100	Regular Salary/Wages	229,494	263,801	268,220	271,964
01150014	IT Infrastructure	51120	Allowances	12,027	15,477	15,418	15,418
01150014	IT Infrastructure	51505	FICA/OADSI	14,299	16,422	17,586	17,817
01150014	IT Infrastructure	51510	FICA/MD	3,344	3,841	4,112	4,168
01150014	IT Infrastructure	51515	Employers KPERS	22,468	27,344	27,258	28,365
01150014	IT Infrastructure	51530	Pension Plan	13,450	16,306	17,019	17,243
01150014	IT Infrastructure	51540	Workers Compensation	565	661	809	818
01150014	IT Infrastructure	51545	Unemployment	363	263	739	787
01150014	IT Infrastructure	51550	Health Insurance	26,101	25,078	30,000	33,000
01150014	IT Infrastructure	51555	Short Term Disability	66	28	96	99
01150014	IT Infrastructure	51565	Life Insurance	565	324	714	747
01150014	IT Infrastructure	51570	Employee Assistance Program	72	27	90	90
01150014	IT Infrastructure	51575	Other Benefits	0	51	0	0
			Personal Services Total	322,814	369,623	382,061	390,516

ORG	ORG DESCRIPTION	OBJ	DESCRIPTION	2018 ACTUAL	2019 ACTUAL	2020 Revised BUDGET	2021 BUDGET
01150014	IT Infrastructure	52178	Temporary Agencies	350	0	1,000	1,000
01150014	IT Infrastructure	52190	LAN Support	46,025	21,922	2,000	2,000
01150014	IT Infrastructure	52196	Server Support	32,315	7,566	1,000	1,000
01150014	IT Infrastructure	52198	Video Transmission Support	0	0	0	0
01150014	IT Infrastructure	52199	WAN Support	0	0	0	0
01150014	IT Infrastructure	52302	Training/Travel/Mtgs - Per Diem	1,398	1,931	3,000	3,000
01150014	IT Infrastructure	52303	Meals/Food/Refreshments	110	98	0	0
01150014	IT Infrastructure	52304	Training/Mtgs - Registration	8,466	7,960	0	6,000
01150014	IT Infrastructure	52306	Training/Travel - Airline	3,327	3,296	0	2,500
01150014	IT Infrastructure	52308	Training/Travel - Mileage	162	0	200	200
01150014	IT Infrastructure	52310	Training/Travel - Parking	280	239	300	300
01150014	IT Infrastructure	52312	Training/Travel - Taxi	184	236	550	550
01150014	IT Infrastructure	52314	Training/Travel - Tolls	0	4	0	0
01150014	IT Infrastructure	52316	Training/Travel - Lodging	7,399	11,742	1,000	1,000
01150014	IT Infrastructure	52322	Training - Materials	1,850	1,779	10,000	10,000
01150014	IT Infrastructure	52400	Maintenance Agreement	0	0	4,000	4,000
01150014	IT Infrastructure	52440	Maint Agrmnt - LAN Software	163,116	123,008	129,000	129,000
01150014	IT Infrastructure	52446	Maint Agrmnt - Server Software	162,059	122,012	117,000	117,000
01150014	IT Infrastructure	52448	Maint Agrmnt - Servers	28,293	64,195	43,000	43,000
01150014	IT Infrastructure	52454	Maint Agrmnt - Other Software	4,599	4,896	5,000	5,000
01150014	IT Infrastructure	52552	Domain Fee	1,245	218	1,000	1,000
01150014	IT Infrastructure	52557	Internet Service Provider	5	0	0	0
01150014	IT Infrastructure	52559	Data Wiring	8,303	25,232	0	0
01150014	IT Infrastructure	52561	Telephone Wiring	0	0	0	0
01150014	IT Infrastructure	52562	Cloud Storage	45	0	200	200
01150014	IT Infrastructure	52563	Computer/Data Processing	0	0	0	0
01150014	IT Infrastructure	52564	LAN Service	0	0	1,000	1,000
01150014	IT Infrastructure	52718	Repair/Maint - PC & Printers	2,588	0	0	0
01150014	IT Infrastructure	52720	Repair/Maint - Servers	0	2,520	1,000	1,000
01150014	IT Infrastructure	52820	Dues/Memberships	0	0	200	200
01150014	IT Infrastructure	52850	Postage/Shipping	49	0	0	0
			Contractual Services Total	472,168	398,854	320,450	328,950
01150014	IT Infrastructure	54102	Equipment - Audio & Video	0	20	0	0
01150014	IT Infrastructure	54150	Equipment - Computer	18,397	0	6,500	6,500
01150014	IT Infrastructure	54152	Equipment - LAN	56,750	51,153	5,000	5,000
01150014	IT Infrastructure	54154	Equipment - Portable Device	0	5,300	0	0
01150014	IT Infrastructure	54158	Equipment - Server	31,226	53,780	20,000	20,000
01150014	IT Infrastructure	54162	Equipment - WAN	0	0	0	0
01150014	IT Infrastructure	54208	Software - Server	15,675	45,719	20,500	20,500
01150014	IT Infrastructure	54212	Software - Personal Computer	0	0	0	0
01150014	IT Infrastructure	54310	Supplies - Computer	0	0	100	100
01150014	IT Infrastructure	54336	Supplies - Office	0	20	0	0
01150014	IT Infrastructure	54340	Supplies - Operational	0	0	200	200
			Commodities Total	122,048	155,992	52,300	52,300
01150014	IT Infrastructure	55140	Equipment - LAN	0	0	0	0
01150014	IT Infrastructure	55155	Equipment - Server	195,496	279,869	317,270	317,270
01150014	IT Infrastructure	55220	Software - Server	0	0	10,000	10,000
			Capital Total	195,496	279,869	327,270	327,270
			Org Total	1,112,526	1,204,338	1,082,081	1,099,036
			Information Technology Total	3,395,023	3,571,514	3,512,088	3,608,490
01180000	Legal	51100	Regular Salary/Wages	591,407	620,886	680,295	614,316
01180000	Legal	51110	Overtime/Shift/Hazard	379	1,247	0	0
01180000	Legal	51120	Allowances	11,189	12,240	13,846	14,146
01180000	Legal	51123	Vacation Final Payout	652	1,137	0	0
01180000	Legal	51505	FICA/OADSI	31,530	32,914	43,036	38,964
01180000	Legal	51510	FICA/MD	8,342	8,758	10,064	9,112
01180000	Legal	51515	Employers KPERS	56,685	62,651	66,707	62,029
01180000	Legal	51530	Pension Plan	34,842	37,522	41,648	37,709
01180000	Legal	51540	Workers Compensation	1,378	1,458	1,922	1,741
01180000	Legal	51545	Unemployment	905	596	1,876	1,778
01180000	Legal	51550	Health Insurance	73,403	58,004	65,000	71,500

ORG	ORG DESCRIPTION	OBJ	DESCRIPTION	2018	2019	2020	2021
				ACTUAL	ACTUAL	Revised BUDGET	BUDGET
01180000	Legal	51555	Short Term Disability	142	56	208	215
01180000	Legal	51565	Life Insurance	1,432	710	1,748	1,632
01180000	Legal	51570	Employee Assistance Program	156	52	195	195
01180000	Legal	51575	Other Benefits	178	900	0	0
			Personal Services Total	812,620	839,131	926,545	853,337
01180000	Legal	52106	Appraisal Services	5,300	2,700	5,750	5,000
01180000	Legal	52111	Bond Counsel	0	0	3,265	3,265
01180000	Legal	52138	Insurance Services	0	0	2,000	2,000
01180000	Legal	52150	Legal Services	231	4,488	12,500	10,000
01180000	Legal	52156	Offsite Storage	648	644	1,850	1,850
01180000	Legal	52159	Other Professional Services	2,575	0	3,250	3,250
01180000	Legal	52300	Training/Travel/Meetings	0	0	871	871
01180000	Legal	52302	Training/Travel/Mtgs - Per Diem	1,302	802	2,500	2,500
01180000	Legal	52303	Meals/Food/Refreshments	351	530	611	611
01180000	Legal	52304	Training/Mtgs - Registration	4,317	3,495	0	8,450
01180000	Legal	52306	Training/Travel - Airline	619	559	0	3,200
01180000	Legal	52308	Training/Travel - Mileage	64	256	1,728	1,728
01180000	Legal	52310	Training/Travel - Parking	180	70	250	250
01180000	Legal	52312	Training/Travel - Taxi	216	67	350	350
01180000	Legal	52314	Training/Travel - Tolls	19	40	200	200
01180000	Legal	52316	Training/Travel - Lodging	4,430	2,531	6,550	6,550
01180000	Legal	52318	Training/Travel - Rental Car	0	0	265	265
01180000	Legal	52320	Training/Mtgs - Hosted by City	600	0	1,000	1,000
01180000	Legal	52322	Training - Materials	0	237	150	150
01180000	Legal	52324	Mileage - Other	18	46	100	100
01180000	Legal	52530	Telephone	0	0	100	100
01180000	Legal	52718	Repair/Maint - PC & Printers	0	0	324	324
01180000	Legal	52800	Advertising/Publications	0	83	440	440
01180000	Legal	52810	Copying/Printings Services	0	525	1,006	1,006
01180000	Legal	52815	Court/Recording Fees	1,232	2,396	3,000	3,000
01180000	Legal	52820	Dues/Memberships	7,345	7,860	6,100	6,100
01180000	Legal	52830	Insurance - Property & Liability	366,790	446,507	498,586	498,586
01180000	Legal	52840	Licenses/Certifications	0	0	4,000	4,000
01180000	Legal	52850	Postage/Shipping	46	0	516	516
01180000	Legal	52857	Litigation	0	0	3,300	3,300
01180000	Legal	52870	Subscriptions	18,129	43,110	18,967	22,217
			Contractual Services Total	414,412	516,946	579,529	591,179
01180000	Legal	54100	Equipment (commodities)	0	3,726	2,401	1,401
01180000	Legal	54110	Equipment - Other Minor	0	0	2,500	1,500
01180000	Legal	54150	Equipment - Computer	0	0	1,316	6,316
01180000	Legal	54336	Supplies - Office	3,940	1,118	4,754	2,754
01180000	Legal	54342	Supplies - Other/misc	0	0	250	250
01180000	Legal	54405	Books/Videos	539	50	1,416	416
			Commodities Total	4,479	4,894	12,637	12,637
			Org Total	1,231,511	1,360,971	1,518,711	1,457,153
01181000	Prosecution	51100	Regular Salary/Wages	162,727	162,629	187,424	178,200
01181000	Prosecution	51110	Overtime/Shift/Hazard	0	785	0	0
01181000	Prosecution	51120	Allowances	1,827	2,167	1,820	4,465
01181000	Prosecution	51123	Vacation Final Payout	0	2,006	0	0
01181000	Prosecution	51505	FICA/OADSI	9,506	9,800	11,734	11,325
01181000	Prosecution	51510	FICA/MD	2,223	2,292	2,743	2,649
01181000	Prosecution	51515	Employers KPERS	15,148	14,391	18,187	18,029
01181000	Prosecution	51530	Pension Plan	9,488	8,307	8,441	8,354
01181000	Prosecution	51540	Workers Compensation	380	385	527	509
01181000	Prosecution	51545	Unemployment	245	156	516	516
01181000	Prosecution	51550	Health Insurance	37,010	27,214	20,000	22,000
01181000	Prosecution	51555	Short Term Disability	48	19	64	66
01181000	Prosecution	51565	Life Insurance	292	157	354	362
01181000	Prosecution	51570	Employee Assistance Program	78	27	90	90
01181000	Prosecution	51575	Other Benefits	51	100	0	0
			Personal Services Total	239,023	230,435	251,900	246,565
01181000	Prosecution	52150	Legal Services	0	444	2,000	2,000

ORG	ORG DESCRIPTION	OBJ	DESCRIPTION	2018 ACTUAL	2019 ACTUAL	2020 Revised BUDGET	2021 BUDGET
01181000	Prosecution	52300	Training/Travel/Meetings	5	0	600	600
01181000	Prosecution	52302	Training/Travel/Mtgs - Per Diem	0	0	825	825
01181000	Prosecution	52303	Meals/Food/Refreshments	0	0	200	200
01181000	Prosecution	52304	Training/Mtgs - Registration	545	60	0	1,800
01181000	Prosecution	52306	Training/Travel - Airline	0	0	0	1,500
01181000	Prosecution	52308	Training/Travel - Mileage	0	0	1,760	1,760
01181000	Prosecution	52310	Training/Travel - Parking	0	0	200	200
01181000	Prosecution	52312	Training/Travel - Taxi	0	0	100	100
01181000	Prosecution	52314	Training/Travel - Tolls	0	0	100	100
01181000	Prosecution	52316	Training/Travel - Lodging	0	0	1,650	1,650
01181000	Prosecution	52318	Training/Travel - Rental Car	0	0	220	220
01181000	Prosecution	52800	Advertising/Publications	65	57	350	350
01181000	Prosecution	52810	Copying/Printings Services	0	0	286	286
01181000	Prosecution	52815	Court/Recording Fees	0	0	208	208
01181000	Prosecution	52820	Dues/Memberships	1,360	875	494	494
01181000	Prosecution	52840	Licenses/Certifications	0	0	2,240	2,240
01181000	Prosecution	52850	Postage/Shipping	0	0	108	108
01181000	Prosecution	52870	Subscriptions	0	4,635	650	650
			Contractual Services Total	1,975	6,071	11,991	15,291
01181000	Prosecution	54100	Equipment (commodities)	0	0	271	271
01181000	Prosecution	54150	Equipment - Computer	0	0	400	400
01181000	Prosecution	54336	Supplies - Office	10	145	448	448
01181000	Prosecution	54405	Books/Videos	0	0	180	180
			Commodities Total	10	145	1,299	1,299
Org Total				241,008	236,651	265,190	263,155
Legal Total				1,472,519	1,597,622	1,783,901	1,720,308
01200000	CD Administration	51100	Regular Salary/Wages	740,921	702,870	853,368	737,546
01200000	CD Administration	51110	Overtime/Shift/Hazard	13,087	6,175	13,500	13,500
01200000	CD Administration	51120	Allowances	11,883	8,449	11,216	9,728
01200000	CD Administration	51123	Vacation Final Payout	2,672	1,852	0	0
01200000	CD Administration	51505	FICA/OADSI	42,360	41,454	54,443	47,167
01200000	CD Administration	51510	FICA/MD	10,541	9,932	12,734	11,031
01200000	CD Administration	51515	Employers KPERS	69,745	68,858	82,467	73,067
01200000	CD Administration	51520	Employers KPERS W@R	1,753	2,024	4,393	2,022
01200000	CD Administration	51530	Pension Plan	41,179	36,747	51,488	44,416
01200000	CD Administration	51540	Workers Compensation	1,830	1,714	2,495	2,733
01200000	CD Administration	51545	Unemployment	1,151	675	2,352	2,134
01200000	CD Administration	51550	Health Insurance	115,730	87,834	128,000	129,800
01200000	CD Administration	51555	Short Term Disability	292	119	410	389
01200000	CD Administration	51565	Life Insurance	1,780	951	2,161	1,922
01200000	CD Administration	51570	Employee Assistance Program	313	112	414	384
01200000	CD Administration	51575	Other Benefits	79	605	0	0
			Personal Services Total	1,055,316	970,371	1,219,441	1,075,839
01200000	CD Administration	52100	Services	3,500	750	0	0
01200000	CD Administration	52156	Offsite Storage	6,285	7,543	5,750	5,750
01200000	CD Administration	52159	Other Professional Services	157,805	158,887	175,000	175,000
01200000	CD Administration	52178	Temporary Agencies	8,549	6,390	5,000	5,000
01200000	CD Administration	52300	Training/Travel/Meetings	0	-24	0	0
01200000	CD Administration	52302	Training/Travel/Mtgs - Per Diem	1,743	1,138	1,500	1,500
01200000	CD Administration	52303	Meals/Food/Refreshments	890	881	1,200	1,200
01200000	CD Administration	52304	Training/Mtgs - Registration	7,590	3,439	0	5,000
01200000	CD Administration	52306	Training/Travel - Airline	2,738	1,201	0	4,500
01200000	CD Administration	52310	Training/Travel - Parking	225	76	250	250
01200000	CD Administration	52312	Training/Travel - Taxi	867	246	250	250
01200000	CD Administration	52314	Training/Travel - Tolls	9	30	50	50
01200000	CD Administration	52316	Training/Travel - Lodging	10,116	2,882	7,500	7,500
01200000	CD Administration	52530	Telephone	0	0	360	360
01200000	CD Administration	52800	Advertising/Publications	456	433	0	0
01200000	CD Administration	52810	Copying/Printings Services	794	455	2,250	2,250
01200000	CD Administration	52815	Court/Recording Fees	40	0	0	0
01200000	CD Administration	52820	Dues/Memberships	1,934	1,190	2,400	2,400
01200000	CD Administration	52825	Association Dues	129	0	0	0

ORG	ORG DESCRIPTION	OBJ	DESCRIPTION	2018	2019	2020	2021
				ACTUAL	ACTUAL	Revised BUDGET	BUDGET
01200000	CD Administration	52840	Licenses/Certifications	101	408	250	250
01200000	CD Administration	52850	Postage/Shipping	542	0	0	0
01200000	CD Administration	52870	Subscriptions	538	250	500	500
			Contractual Services Total	204,851	186,175	202,260	211,760
01200000	CD Administration	54212	Software - Personal Computer	0	1,049	25,550	25,550
01200000	CD Administration	54300	Supplies	230	0	0	0
01200000	CD Administration	54330	Supplies - Medical (disposable)	0	0	0	0
01200000	CD Administration	54336	Supplies - Office	5,120	4,010	5,000	5,000
01200000	CD Administration	54342	Supplies - Other/misc	0	0	775	775
01200000	CD Administration	54405	Books/Videos	30	0	0	0
01200000	CD Administration	54425	Furniture	2,098	10,252	0	0
01200000	CD Administration	54432	Recognition	227	730	500	500
01200000	CD Administration	54442	Uniforms	264	33	0	0
			Commodities Total	7,969	16,074	31,825	31,825
01200000	CD Administration	55315	Furniture & Fixtures	3,763	0	0	0
			Capital Total	3,763	0	0	0
			Org Total	1,271,899	1,172,620	1,453,526	1,319,424
01201000	Community Standards	51100	Regular Salary/Wages	187,719	200,066	222,935	224,612
01201000	Community Standards	51110	Overtime/Shift/Hazard	19	208	0	0
01201000	Community Standards	51120	Allowances	1,334	1,370	1,365	1,365
01201000	Community Standards	51123	Vacation Final Payout	252	0	0	0
01201000	Community Standards	51505	FICA/OADSI	11,099	11,899	13,906	14,010
01201000	Community Standards	51510	FICA/MD	2,596	2,783	3,252	3,277
01201000	Community Standards	51515	Employers KPERS	16,215	18,106	18,575	19,188
01201000	Community Standards	51530	Pension Plan	10,012	10,936	11,597	11,664
01201000	Community Standards	51540	Workers Compensation	7,080	7,540	10,041	10,116
01201000	Community Standards	51545	Unemployment	283	190	614	650
01201000	Community Standards	51550	Health Insurance	47,708	35,227	30,000	44,000
01201000	Community Standards	51555	Short Term Disability	71	28	96	132
01201000	Community Standards	51565	Life Insurance	411	220	488	505
01201000	Community Standards	51570	Employee Assistance Program	78	27	120	150
01201000	Community Standards	51575	Other Benefits	152	240	0	0
			Personal Services Total	285,029	288,840	312,989	329,669
01201000	Community Standards	52100	Services	0	0	0	0
01201000	Community Standards	52154	Mowing (Weeds)	6,855	10,660	12,000	12,000
01201000	Community Standards	52155	Mowing (Nuisance)	2,373	1,641	12,000	12,000
01201000	Community Standards	52300	Training/Travel/Meetings	11	1,411	0	0
01201000	Community Standards	52302	Training/Travel/Mtgs - Per Diem	0	0	200	200
01201000	Community Standards	52303	Meals/Food/Refreshments	0	0	100	100
01201000	Community Standards	52304	Training/Mtgs - Registration	0	0	0	600
01201000	Community Standards	52306	Training/Travel - Airline	0	0	0	600
01201000	Community Standards	52312	Training/Travel - Taxi	0	0	50	50
01201000	Community Standards	52314	Training/Travel - Tolls	0	0	0	0
01201000	Community Standards	52316	Training/Travel - Lodging	0	0	500	500
01201000	Community Standards	52800	Advertising/Publications	0	425	974	1,500
01201000	Community Standards	52810	Copying/Printings Services	425	0	250	250
01201000	Community Standards	52815	Court/Recording Fees	0	0	0	0
			Contractual Services Total	9,664	14,137	26,074	27,800
01201000	Community Standards	54110	Equipment - Other Minor	0	0	150	150
01201000	Community Standards	54300	Supplies	150	131	250	250
01201000	Community Standards	54336	Supplies - Office	0	0	0	0
01201000	Community Standards	54442	Uniforms	225	228	750	750
			Commodities Total	375	359	1,150	1,150
			Org Total	295,068	303,336	340,213	358,619
01202000	Building Inspection	51100	Regular Salary/Wages	449,360	462,581	536,972	535,246
01202000	Building Inspection	51110	Overtime/Shift/Hazard	14,463	11,303	0	11,000
01202000	Building Inspection	51120	Allowances	2,772	4,207	3,640	4,030
01202000	Building Inspection	51123	Vacation Final Payout	0	633	0	0
01202000	Building Inspection	51505	FICA/OADSI	27,032	27,350	33,519	34,117

ORG	ORG DESCRIPTION	OBJ	DESCRIPTION	2018	2019	2020	2021
				ACTUAL	ACTUAL	Revised BUDGET	BUDGET
01202000	Building Inspection	51510	FICA/MD	6,322	6,396	7,840	7,979
01202000	Building Inspection	51515	Employers KPERS	43,190	46,979	47,878	50,195
01202000	Building Inspection	51530	Pension Plan	25,506	21,184	29,891	30,514
01202000	Building Inspection	51540	Workers Compensation	8,747	8,945	12,586	13,446
01202000	Building Inspection	51545	Unemployment	691	438	1,479	1,550
01202000	Building Inspection	51550	Health Insurance	92,340	71,903	70,000	77,000
01202000	Building Inspection	51555	Short Term Disability	163	65	224	231
01202000	Building Inspection	51565	Life Insurance	1,095	576	1,256	1,321
01202000	Building Inspection	51570	Employee Assistance Program	179	63	240	240
01202000	Building Inspection	51575	Other Benefits	76	576	0	0
			Personal Services Total	671,936	663,199	745,525	766,869
01202000	Building Inspection	52100	Services	0	0	1,000	1,000
01202000	Building Inspection	52300	Training/Travel/Meetings	0	0	0	0
01202000	Building Inspection	52302	Training/Travel/Mtgs - Per Diem	859	226	500	500
01202000	Building Inspection	52303	Meals/Food/Refreshments	89	50	250	250
01202000	Building Inspection	52304	Training/Mtgs - Registration	283	999	0	1,750
01202000	Building Inspection	52306	Training/Travel - Airline	235	462	0	1,500
01202000	Building Inspection	52310	Training/Travel - Parking	102	0	50	50
01202000	Building Inspection	52312	Training/Travel - Taxi	0	0	100	100
01202000	Building Inspection	52314	Training/Travel - Tolls	0	5	50	50
01202000	Building Inspection	52316	Training/Travel - Lodging	1,666	419	1,750	1,750
01202000	Building Inspection	52318	Training/Travel - Rental Car	0	215	0	0
01202000	Building Inspection	52322	Training - Materials	0	0	0	0
01202000	Building Inspection	52324	Mileage - Other	0	0	0	0
01202000	Building Inspection	52700	Repair/Maintenance	0	0	500	500
01202000	Building Inspection	52810	Copying/Printings Services	45	0	250	250
01202000	Building Inspection	52820	Dues/Memberships	440	605	1,000	1,000
01202000	Building Inspection	52840	Licenses/Certifications	1,716	1,430	1,500	1,500
01202000	Building Inspection	52855	Public Notices	99	35	0	0
			Contractual Services Total	5,534	4,446	6,950	10,200
01202000	Building Inspection	54300	Supplies	0	0	250	250
01202000	Building Inspection	54320	Supplies - Field	379	105	0	0
01202000	Building Inspection	54336	Supplies - Office	0	0	0	0
01202000	Building Inspection	54342	Supplies - Other/misc	0	0	0	0
01202000	Building Inspection	54405	Books/Videos	1,868	629	6,000	3,500
01202000	Building Inspection	54442	Uniforms	1,194	1,017	3,000	3,000
01202000	Building Inspection	54444	Uniforms - Boots	366	341	0	0
			Commodities Total	3,807	2,092	9,250	6,750
			Org Total	681,277	669,737	761,725	783,819
01203000	Land Use	51100	Regular Salary/Wages	381,346	372,036	413,081	404,286
01203000	Land Use	51110	Overtime/Shift/Hazard	11	35	0	0
01203000	Land Use	51123	Vacation Final Payout	0	2,031	0	0
01203000	Land Use	51505	FICA/OADSI	22,467	22,363	25,610	25,066
01203000	Land Use	51510	FICA/MD	5,254	5,230	5,989	5,863
01203000	Land Use	51515	Employers KPERS	35,539	36,821	39,697	39,903
01203000	Land Use	51530	Pension Plan	20,307	10,548	24,785	24,257
01203000	Land Use	51540	Workers Compensation	910	896	1,176	1,151
01203000	Land Use	51545	Unemployment	573	357	1,138	1,170
01203000	Land Use	51550	Health Insurance	69,499	55,027	50,000	55,000
01203000	Land Use	51555	Short Term Disability	118	47	160	165
01203000	Land Use	51565	Life Insurance	902	473	1,041	1,049
01203000	Land Use	51570	Employee Assistance Program	130	45	150	150
01203000	Land Use	51575	Other Benefits	0	177	0	0
			Personal Services Total	537,056	506,086	562,827	558,060
01203000	Land Use	52100	Services	549	0	0	0
01203000	Land Use	52159	Other Professional Services	0	0	0	0
01203000	Land Use	52300	Training/Travel/Meetings	0	0	0	0
01203000	Land Use	52302	Training/Travel/Mtgs - Per Diem	871	1,131	1,500	1,500
01203000	Land Use	52303	Meals/Food/Refreshments	467	253	500	500
01203000	Land Use	52304	Training/Mtgs - Registration	4,466	8,400	0	4,500
01203000	Land Use	52306	Training/Travel - Airline	1,428	1,238	0	1,200
01203000	Land Use	52310	Training/Travel - Parking	43	36	50	50

ORG	ORG DESCRIPTION	OBJ	DESCRIPTION	2018	2019	2020	2021
				ACTUAL	ACTUAL	Revised BUDGET	BUDGET
01203000	Land Use	52312	Training/Travel - Taxi	132	66	200	200
01203000	Land Use	52314	Training/Travel - Tolls	0	0	50	50
01203000	Land Use	52316	Training/Travel - Lodging	2,867	4,264	4,000	4,000
01203000	Land Use	52320	Training/Mtgs - Hosted by City	0	131	0	0
01203000	Land Use	52322	Training - Materials	32	0	0	0
01203000	Land Use	52800	Advertising/Publications	0	91	0	0
01203000	Land Use	52810	Copying/Printings Services	0	978	750	750
01203000	Land Use	52820	Dues/Memberships	2,020	2,603	5,000	5,000
01203000	Land Use	52825	Association Dues	0	0	0	0
01203000	Land Use	52855	Public Notices	1,054	1,472	1,500	1,500
01203000	Land Use	52870	Subscriptions	410	0	1,000	1,000
			Contractual Services Total	14,339	20,663	14,550	20,250
01203000	Land Use	54336	Supplies - Office	0	0	1,000	1,000
01203000	Land Use	54405	Books/Videos	20	0	0	0
01203000	Land Use	54432	Recognition	-40	0	0	0
01203000	Land Use	54440	Subscription-material	0	492	0	0
01203000	Land Use	54442	Uniforms	0	22	250	250
			Commodities Total	-20	514	1,250	1,250
			Org Total	551,375	527,263	578,627	579,560
01204000	Engineering	51100	Regular Salary/Wages	914,154	977,458	1,072,356	1,076,043
01204000	Engineering	51110	Overtime/Shift/Hazard	17,954	20,486	0	15,000
01204000	Engineering	51120	Allowances	1,953	1,935	1,928	1,928
01204000	Engineering	51123	Vacation Final Payout	0	35	0	0
01204000	Engineering	51505	FICA/OADSI	55,678	59,429	66,604	67,766
01204000	Engineering	51510	FICA/MD	13,021	13,899	15,578	15,851
01204000	Engineering	51515	Employers KPERS	86,386	96,773	99,164	103,615
01204000	Engineering	51530	Pension Plan	53,639	58,264	61,913	62,989
01204000	Engineering	51540	Workers Compensation	17,614	19,258	25,367	26,597
01204000	Engineering	51545	Unemployment	1,420	948	2,954	3,114
01204000	Engineering	51550	Health Insurance	165,348	133,368	130,000	143,000
01204000	Engineering	51555	Short Term Disability	284	118	416	429
01204000	Engineering	51565	Life Insurance	2,207	1,193	2,601	2,724
01204000	Engineering	51570	Employee Assistance Program	310	114	420	420
01204000	Engineering	51575	Other Benefits	127	127	0	0
			Personal Services Total	1,330,095	1,383,405	1,479,301	1,519,476
01204000	Engineering	52100	Services	181,241	146,857	0	0
01204000	Engineering	52159	Other Professional Services	5	3,250	110,000	110,000
01204000	Engineering	52300	Training/Travel/Meetings	1,110	384	0	0
01204000	Engineering	52302	Training/Travel/Mtgs - Per Diem	2,172	2,949	2,000	2,000
01204000	Engineering	52303	Meals/Food/Refreshments	850	864	1,000	1,000
01204000	Engineering	52304	Training/Mtgs - Registration	7,959	6,513	0	9,000
01204000	Engineering	52306	Training/Travel - Airline	688	2,427	0	1,000
01204000	Engineering	52308	Training/Travel - Mileage	0	907	0	0
01204000	Engineering	52310	Training/Travel - Parking	317	396	200	200
01204000	Engineering	52312	Training/Travel - Taxi	118	280	200	200
01204000	Engineering	52314	Training/Travel - Tolls	86	37	100	100
01204000	Engineering	52316	Training/Travel - Lodging	4,922	8,126	6,000	6,000
01204000	Engineering	52320	Training/Mtgs - Hosted by City	0	3	0	0
01204000	Engineering	52322	Training - Materials	88	18	0	0
01204000	Engineering	52324	Mileage - Other	25	0	0	0
01204000	Engineering	52624	Rents - Equipment	0	0	100	100
01204000	Engineering	52800	Advertising/Publications	0	0	100	100
01204000	Engineering	52810	Copying/Printings Services	0	788	1,500	1,500
01204000	Engineering	52820	Dues/Memberships	3,686	2,575	3,500	3,500
01204000	Engineering	52840	Licenses/Certifications	387	237	500	500
01204000	Engineering	52870	Subscriptions	0	45	0	0
			Contractual Services Total	203,654	176,656	125,200	135,200
01204000	Engineering	54102	Equipment - Audio & Video	0	140	100	100
01204000	Engineering	54106	Equipment - Field	86	218	500	500
01204000	Engineering	54110	Equipment - Other Minor	82	0	500	500
01204000	Engineering	54150	Equipment - Computer	0	0	100	100
01204000	Engineering	54154	Equipment - Portable Device	0	0	100	100

ORG	ORG DESCRIPTION	OBJ	DESCRIPTION	2018	2019	2020	2021
				ACTUAL	ACTUAL	Revised BUDGET	BUDGET
01204000	Engineering	54200	Software	0	0	2,500	2,500
01204000	Engineering	54204	Software - Other	177	0	0	0
01204000	Engineering	54206	Software - Portable	0	0	50	50
01204000	Engineering	54300	Supplies	0	0	0	0
01204000	Engineering	54320	Supplies - Field	859	495	1,000	1,000
01204000	Engineering	54336	Supplies - Office	0	243	500	500
01204000	Engineering	54342	Supplies - Other/misc	87	0	500	500
01204000	Engineering	54405	Books/Videos	2,245	1,080	0	0
01204000	Engineering	54420	Fuel	101	113	0	0
01204000	Engineering	54432	Recognition	0	0	0	0
01204000	Engineering	54434	Recognition - Events	0	0	250	250
01204000	Engineering	54442	Uniforms	2,231	2,898	3,000	3,000
01204000	Engineering	54444	Uniforms - Boots	712	421	0	0
01204000	Engineering	54448	Uniforms - Clothing	780	125	0	0
			Commodities Total	7,360	5,733	9,100	9,100
Org Total				1,541,109	1,565,794	1,613,601	1,663,776
Community Development Total				4,340,728	4,238,750	4,747,692	4,705,198
01300000	Fire Administration	51100	Regular Salary/Wages	445,336	406,037	492,795	327,145
01300000	Fire Administration	51120	Allowances	5,728	6,043	5,706	5,706
01300000	Fire Administration	51123	Vacation Final Payout	0	45,635	0	0
01300000	Fire Administration	51505	FICA/OADSI	25,394	23,505	30,907	20,636
01300000	Fire Administration	51510	FICA/MD	6,311	6,337	7,228	4,826
01300000	Fire Administration	51515	Employers KPERS	4,831	5,454	5,463	5,500
01300000	Fire Administration	51525	KP&F	80,582	89,086	96,855	65,955
01300000	Fire Administration	51530	Pension Plan	25,972	27,497	29,910	19,971
01300000	Fire Administration	51540	Workers Compensation	15,558	15,877	20,366	12,836
01300000	Fire Administration	51545	Unemployment	689	440	1,359	947
01300000	Fire Administration	51550	Health Insurance	52,242	38,528	40,000	33,000
01300000	Fire Administration	51555	Short Term Disability	95	37	128	99
01300000	Fire Administration	51565	Life Insurance	1,077	580	1,256	864
01300000	Fire Administration	51570	Employee Assistance Program	104	36	120	90
01300000	Fire Administration	51575	Other Benefits	160	133	0	0
			Personal Services Total	664,079	665,225	732,093	497,575
01300000	Fire Administration	52100	Services	44,285	56,472	120,291	95,291
01300000	Fire Administration	52153	Medical Services	0	42	0	0
01300000	Fire Administration	52156	Offsite Storage	0	0	0	0
01300000	Fire Administration	52159	Other Professional Services	0	42	0	0
01300000	Fire Administration	52300	Training/Travel/Meetings	211	0	0	0
01300000	Fire Administration	52303	Meals/Food/Refreshments	1,874	3,932	1,000	1,000
01300000	Fire Administration	52306	Training/Travel - Airline	30	945	0	0
01300000	Fire Administration	52308	Training/Travel - Mileage	42	38	0	0
01300000	Fire Administration	52810	Copying/Printings Services	732	565	755	755
01300000	Fire Administration	52820	Dues/Memberships	12,925	14,763	15,000	15,000
01300000	Fire Administration	52850	Postage/Shipping	456	211	250	250
			Contractual Services Total	60,555	77,010	137,296	112,296
01300000	Fire Administration	54100	Equipment (commodities)	3,394	9,157	18,000	18,000
01300000	Fire Administration	54110	Equipment - Other Minor	560	1,181	0	0
01300000	Fire Administration	54300	Supplies	0	0	0	0
01300000	Fire Administration	54336	Supplies - Office	3,649	4,269	7,500	7,500
			Commodities Total	7,603	14,607	25,500	25,500
Org Total				732,237	756,842	894,889	635,371
01300301	Fire Domestic Preparedness	51100	Regular Salary/Wages	0	0	0	95,392
01300301	Fire Domestic Preparedness	51505	FICA/OADSI	0	0	0	5,914
01300301	Fire Domestic Preparedness	51510	FICA/MD	0	0	0	1,383
01300301	Fire Domestic Preparedness	51525	KP&F	0	0	0	22,703
01300301	Fire Domestic Preparedness	51530	Pension Plan	0	0	0	5,724
01300301	Fire Domestic Preparedness	51540	Workers Compensation	0	0	0	4,364
01300301	Fire Domestic Preparedness	51545	Unemployment	0	0	0	276
01300301	Fire Domestic Preparedness	51550	Health Insurance	0	0	0	11,000
01300301	Fire Domestic Preparedness	51555	Short Term Disability	0	0	0	33

ORG	ORG DESCRIPTION	OBJ	DESCRIPTION	2018 ACTUAL	2019 ACTUAL	2020 Revised BUDGET	2021 BUDGET
01300301	Fire Domestic Preparedness	51565	Life Insurance	0	0	0	248
01300301	Fire Domestic Preparedness	51570	Employee Assistance Program	0	0	0	30
01300301	Fire Domestic Preparedness	51575	Other Benefits	0	0	0	0
			Personal Services Total	0	0	0	147,067
01300301	Fire Domestic Preparedness	52300	Training/Travel/Meetings	0	0	0	6,000
01300301	Fire Domestic Preparedness	52320	Training/Mtgs - Hosted by City	0	0	0	4,000
01300301	Fire Domestic Preparedness	52820	Dues/Memberships	0	0	0	300
			Contractual Services Total	0	0	0	10,300
01300301	Fire Domestic Preparedness	54110	Equipment - Other Minor	0	0	0	300
01300301	Fire Domestic Preparedness	54336	Supplies - Office	0	0	0	1,000
01300301	Fire Domestic Preparedness	54442	Uniforms	0	0	0	325
			Commodities Total	0	0	0	1,625
			Org Total	0	0	0	158,992
01300302	Fire Occupational Safety	54100	Equipment (commodities)	2,408	2,326	2,500	2,500
			Commodities Total	2,408	2,326	2,500	2,500
			Org Total	2,408	2,326	2,500	2,500
01300303	Fire Prof. Development	51100	Regular Salary/Wages	386,711	406,038	424,307	417,753
01300303	Fire Prof. Development	51120	Allowances	0	795	0	910
01300303	Fire Prof. Development	51505	FICA/OADSI	22,213	23,861	26,308	25,957
01300303	Fire Prof. Development	51510	FICA/MD	5,195	5,581	6,152	6,071
01300303	Fire Prof. Development	51525	KP&F	77,878	89,120	93,050	99,642
01300303	Fire Prof. Development	51530	Pension Plan	22,462	24,053	25,458	25,119
01300303	Fire Prof. Development	51540	Workers Compensation	14,839	15,484	19,410	19,152
01300303	Fire Prof. Development	51545	Unemployment	569	383	1,169	1,209
01300303	Fire Prof. Development	51550	Health Insurance	76,702	56,492	40,000	44,000
01300303	Fire Prof. Development	51555	Short Term Disability	95	37	128	132
01300303	Fire Prof. Development	51565	Life Insurance	923	482	1,069	1,087
01300303	Fire Prof. Development	51570	Employee Assistance Program	104	36	120	120
01300303	Fire Prof. Development	51575	Other Benefits	0	80	0	0
			Personal Services Total	607,691	622,442	637,171	641,152
01300303	Fire Prof. Development	52300	Training/Travel/Meetings	108,102	33,308	0	0
01300303	Fire Prof. Development	52302	Training/Travel/Mtgs - Per Diem	0	9,901	19,000	19,000
01300303	Fire Prof. Development	52303	Meals/Food/Refreshments	0	119	0	0
01300303	Fire Prof. Development	52304	Training/Mtgs - Registration	0	10,755	0	23,500
01300303	Fire Prof. Development	52306	Training/Travel - Airline	0	9,238	0	20,226
01300303	Fire Prof. Development	52308	Training/Travel - Mileage	0	862	4,000	4,000
01300303	Fire Prof. Development	52310	Training/Travel - Parking	0	181	1,000	1,000
01300303	Fire Prof. Development	52312	Training/Travel - Taxi	0	353	500	500
01300303	Fire Prof. Development	52314	Training/Travel - Tolls	0	111	500	500
01300303	Fire Prof. Development	52316	Training/Travel - Lodging	0	27,110	16,647	34,000
01300303	Fire Prof. Development	52318	Training/Travel - Rental Car	0	1,638	500	500
01300303	Fire Prof. Development	52320	Training/Mtgs - Hosted by City	0	6,349	0	0
01300303	Fire Prof. Development	52322	Training - Materials	0	4,282	0	0
01300303	Fire Prof. Development	52324	Mileage - Other	0	1,963	0	0
			Contractual Services Total	108,102	106,170	42,147	103,226
01300303	Fire Prof. Development	54100	Equipment (commodities)	23,467	22,619	25,000	25,000
			Commodities Total	23,467	22,619	25,000	25,000
			Org Total	739,260	751,231	704,318	769,378
01301000	Fire Operations	51100	Regular Salary/Wages	5,098,466	5,338,565	5,474,408	5,546,727
01301000	Fire Operations	51110	Overtime/Shift/Hazard	31,299	70,271	235,000	235,000
01301000	Fire Operations	51115	Holiday	155,876	170,928	175,000	175,000
01301000	Fire Operations	51120	Allowances	0	7	910	0
01301000	Fire Operations	51123	Vacation Final Payout	16,264	43,602	0	0
01301000	Fire Operations	51204	Overtime - Automatic	2,025	618	0	0
01301000	Fire Operations	51206	Overtime - Callback	5,357	3,095	0	0
01301000	Fire Operations	51210	Overtime - Investigation	1,100	253	0	0
01301000	Fire Operations	51214	Overtime - Other	9,437	9,314	0	0

ORG	ORG DESCRIPTION	OBJ	DESCRIPTION	2018	2019	2020	2021
				ACTUAL	ACTUAL	Revised BUDGET	BUDGET
01301000	Fire Operations	51216	Overtime - Premium Pay	61,003	57,692	0	0
01301000	Fire Operations	51218	Overtime - Program Mgmt	13,757	7,276	0	0
01301000	Fire Operations	51220	Overtime - Public Education	6,055	3,798	0	0
01301000	Fire Operations	51222	Overtime - Special Events	14,488	26,379	0	0
01301000	Fire Operations	51226	Overtime - Training	67,201	56,962	0	0
01301000	Fire Operations	51227	Overtime - Paramedic Coverage	5,894	2,455	0	0
01301000	Fire Operations	51505	FICA/OADSI	327,936	345,293	364,882	369,322
01301000	Fire Operations	51510	FICA/MD	76,695	80,754	85,333	86,374
01301000	Fire Operations	51525	KP&F	1,134,603	1,303,290	1,290,655	1,417,701
01301000	Fire Operations	51530	Pension Plan	320,937	338,522	353,121	357,404
01301000	Fire Operations	51540	Workers Compensation	233,092	232,646	266,279	272,496
01301000	Fire Operations	51545	Unemployment	8,416	5,544	15,074	16,050
01301000	Fire Operations	51550	Health Insurance	1,187,216	934,282	830,000	924,000
01301000	Fire Operations	51555	Short Term Disability	1,872	755	2,688	2,607
01301000	Fire Operations	51565	Life Insurance	13,453	7,115	14,829	15,464
01301000	Fire Operations	51570	Employee Assistance Program	2,056	729	2,490	2,520
01301000	Fire Operations	51575	Other Benefits	1,122	1,361	0	0
			Personal Services Total	8,795,620	9,041,506	9,110,669	9,420,665
			Org Total	8,795,620	9,041,506	9,110,669	9,420,665
01301305	Fire Tech Rescue	54110	Equipment - Other Minor	10,871	9,882	12,500	12,500
			Commodities Total	10,871	9,882	12,500	12,500
			Org Total	10,871	9,882	12,500	12,500
01301306	Fire Haz Mat	54110	Equipment - Other Minor	0	588	1,000	1,000
			Commodities Total	0	588	1,000	1,000
			Org Total	0	588	1,000	1,000
01302000	Fire Planning	51100	Regular Salary/Wages	358,922	389,406	402,801	409,666
01302000	Fire Planning	51202	Overtime - Fire Inspection	138,758	116,629	132,000	132,000
01302000	Fire Planning	51206	Overtime - Call Back	184	0	0	0
01302000	Fire Planning	51222	Overtime - Special Events	0	75	0	0
01302000	Fire Planning	51505	FICA/OADSI	20,936	22,791	33,157	33,584
01302000	Fire Planning	51510	FICA/MD	4,896	5,330	7,755	7,854
01302000	Fire Planning	51515	Employers KPERS	3,452	5,174	5,309	5,364
01302000	Fire Planning	51525	KP&F	64,986	74,706	105,167	115,982
01302000	Fire Planning	51530	Pension Plan	19,568	21,734	32,088	32,500
01302000	Fire Planning	51540	Workers Compensation	13,794	13,451	21,145	22,448
01302000	Fire Planning	51545	Unemployment	536	364	1,110	1,185
01302000	Fire Planning	51550	Health Insurance	75,211	59,067	50,000	55,000
01302000	Fire Planning	51555	Short Term Disability	95	46	160	198
01302000	Fire Planning	51565	Life Insurance	770	458	1,349	1,407
01302000	Fire Planning	51570	Employee Assistance Program	130	45	150	150
01302000	Fire Planning	51575	Other Benefits	105	187	0	0
			Personal Services Total	702,343	709,463	792,191	817,338
			Org Total	702,343	709,463	792,191	817,338
01302310	Fire Prevention	52308	Training/Travel - Mileage	68	30	0	0
			Contractual Services Total	68	30	0	0
01302310	Fire Prevention	54300	Supplies	2,387	179	2,000	2,000
			Commodities Total	2,387	179	2,000	2,000
			Org Total	2,455	209	2,000	2,000
01302311	Fire Investigation	54300	Supplies	2,396	5,571	2,000	2,000
			Commodities Total	2,396	5,571	2,000	2,000
			Org Total	2,396	5,571	2,000	2,000
01302312	Fire Education	54110	Equipment - Other Minor	5,190	6,778	5,000	5,000
01302312	Fire Education	54300	Supplies	390	2,833	7,000	7,000
			Commodities Total	5,580	9,611	12,000	12,000

ORG	ORG DESCRIPTION	OBJ	DESCRIPTION	2018 ACTUAL	2019 ACTUAL	2020 Revised BUDGET	2021 BUDGET
			Org Total	5,580	9,611	12,000	12,000
01303314	Fire Logistics Vehicles	52706	Repair/Maint - Automotive	22,775	24,803	167,500	27,500
			Contractual Services Total	22,775	24,803	167,500	27,500
01303314	Fire Logistics Vehicles	54342	Supplies - Other/misc	34	187	1,500	1,500
			Commodities Total	34	187	1,500	1,500
			Org Total	22,809	24,990	169,000	29,000
01303316	Fire Logistics Equipment	52100	Services	0	0	5,000	5,000
01303316	Fire Logistics Equipment	52148	Laundry/Sanitation Services	3,552	5,707	15,000	15,000
01303316	Fire Logistics Equipment	52704	Repair/Maint - Equipment	35,314	18,725	35,000	35,000
			Contractual Services Total	38,866	24,432	55,000	55,000
01303316	Fire Logistics Equipment	54100	Equipment (commodities)	99	0	0	0
01303316	Fire Logistics Equipment	54110	Equipment - Other Minor	68,008	51,194	65,000	65,000
01303316	Fire Logistics Equipment	54442	Uniforms	119,207	179,539	140,000	140,000
			Commodities Total	187,314	230,733	205,000	205,000
01303316	Fire Logistics Equipment	55125	Equipment - Other Capital	0	122,193	0	0
			Capital Total	0	122,193	0	0
			Org Total	226,180	377,358	260,000	260,000
01303318	EMS Training	54100	Equipment (commodities)	5,000	3,992	5,000	5,000
01303318	EMS Training	54330	Supplies - Medical (disposable)	6,943	6,000	6,000	6,000
01303318	EMS Training	54332	Supplies - Medical (durable)	4,177	13,389	6,000	6,000
			Commodities Total	16,120	23,381	17,000	17,000
			Org Total	16,120	23,381	17,000	17,000
01303500	Fire Logistics Facilities	52702	Repair/Maint - Facilities	15,560	1,917	23,650	23,650
			Contractual Services Total	15,560	1,917	23,650	23,650
01303500	Fire Logistics Facilities	54318	Supplies - Facilities	20,644	28,388	26,000	26,000
01303500	Fire Logistics Facilities	54425	Furniture	5,940	3,744	6,000	6,000
			Commodities Total	26,584	32,132	32,000	32,000
			Org Total	42,144	34,049	55,650	55,650
			Fire Total	11,300,423	11,747,007	12,035,717	12,195,394
01350000	Police Administration	51100	Regular Salary/Wages	2,480,468	2,680,204	3,018,262	3,174,885
01350000	Police Administration	51110	Overtime/Shift/Hazard	162,047	134,067	52,000	55,000
01350000	Police Administration	51115	Holiday	35,166	39,279	40,000	42,000
01350000	Police Administration	51120	Allowances	8,787	7,973	7,526	8,436
01350000	Police Administration	51122	Differential Pay	0	0	0	18,321
01350000	Police Administration	51123	Vacation Final Payout	15,680	4,638	0	0
01350000	Police Administration	51505	FICA/OADSI	156,557	166,489	193,304	204,516
01350000	Police Administration	51510	FICA/MD	37,087	39,504	45,209	47,833
01350000	Police Administration	51515	Employers KPERS	199,365	217,059	222,821	242,908
01350000	Police Administration	51520	Employers KPERS W@R	0	1,109	0	3,446
01350000	Police Administration	51525	KP&F	109,005	131,848	172,980	180,479
01350000	Police Administration	51530	Pension Plan	148,679	150,197	186,447	197,917
01350000	Police Administration	51540	Workers Compensation	22,099	22,662	34,374	35,047
01350000	Police Administration	51545	Unemployment	4,059	2,758	8,320	9,190
01350000	Police Administration	51550	Health Insurance	473,110	392,022	510,000	561,000
01350000	Police Administration	51555	Short Term Disability	1,010	424	1,664	1,683
01350000	Police Administration	51565	Life Insurance	6,376	3,425	7,832	8,562
01350000	Police Administration	51570	Employee Assistance Program	1,127	410	1,560	1,530
01350000	Police Administration	51575	Other Benefits	545	438	0	0
			Personal Services Total	3,861,167	3,994,506	4,502,299	4,792,753
01350000	Police Administration	52100	Services	85,831	98,168	100,000	100,000
01350000	Police Administration	52148	Laundry/Sanitation Services	6,221	6,396	10,000	10,000

ORG	ORG DESCRIPTION	OBJ	DESCRIPTION	2018	2019	2020	2021
				ACTUAL	ACTUAL	Revised BUDGET	BUDGET
01350000	Police Administration	52159	Other Professional Services	89,748	77,211	140,000	140,000
01350000	Police Administration	52168	Pre-employment Screenings	15,020	6,887	30,000	30,000
01350000	Police Administration	52172	Prisoner Boarding	115,640	91,140	0	0
01350000	Police Administration	52300	Training/Travel/Meetings	7,780	7,729	3,487	15,000
01350000	Police Administration	52302	Training/Travel/Mtgs - Per Diem	7,025	7,298	10,000	10,000
01350000	Police Administration	52303	Meals/Food/Refreshments	2,624	2,857	5,000	5,000
01350000	Police Administration	52304	Training/Mtgs - Registration	29,677	40,333	0	35,000
01350000	Police Administration	52306	Training/Travel - Airline	9,796	13,586	0	10,000
01350000	Police Administration	52308	Training/Travel - Mileage	0	0	500	500
01350000	Police Administration	52310	Training/Travel - Parking	153	280	500	500
01350000	Police Administration	52312	Training/Travel - Taxi	274	703	500	500
01350000	Police Administration	52314	Training/Travel - Tolls	90	100	250	250
01350000	Police Administration	52316	Training/Travel - Lodging	12,132	20,792	15,000	15,000
01350000	Police Administration	52318	Training/Travel - Rental Car	254	901	2,000	2,000
01350000	Police Administration	52320	Training/Mtgs - Hosted by City	0	1,260	0	0
01350000	Police Administration	52322	Training - Materials	383	317	500	500
01350000	Police Administration	52324	Mileage - Other	267	672	500	500
01350000	Police Administration	52400	Maintenance Agreement	225,612	251,780	465,000	465,000
01350000	Police Administration	52500	Utility Service	32,144	30,822	40,000	40,000
01350000	Police Administration	52530	Telephone	6,010	0	12,000	12,000
01350000	Police Administration	52555	Video Transmission	92,780	102,130	100,000	100,000
01350000	Police Administration	52563	Computer/Data Processing	56,619	61,701	80,000	80,000
01350000	Police Administration	52620	Rents/Leases	559	879	0	0
01350000	Police Administration	52622	Rents - Range	9,825	27,946	13,500	13,500
01350000	Police Administration	52700	Repair/Maintenance	8,842	15,552	15,000	15,000
01350000	Police Administration	52706	Repair/Maint - Automotive	7,646	5,620	10,000	10,000
01350000	Police Administration	52800	Advertising/Publications	0	0	2,500	2,500
01350000	Police Administration	52810	Copying/Printings Services	12,764	13,220	19,000	19,000
01350000	Police Administration	52820	Dues/Memberships	6,951	6,725	7,500	7,500
01350000	Police Administration	52850	Postage/Shipping	5,941	5,626	5,000	5,000
			Contractual Services Total	848,608	898,631	1,087,737	1,144,250
01350000	Police Administration	54100	Equipment (commodities)	66,929	67,126	75,000	75,000
01350000	Police Administration	54110	Equipment - Other Minor	25,074	43,696	30,000	30,000
01350000	Police Administration	54150	Equipment - Computer	53,192	67,986	60,000	60,000
01350000	Police Administration	54200	Software	3,780	6,781	5,000	5,000
01350000	Police Administration	54300	Supplies	28,186	24,839	35,000	35,000
01350000	Police Administration	54330	Supplies - Medical (disposable)	3,990	4,788	5,000	5,000
01350000	Police Administration	54334	Supplies - Motor Vehicle	0	0	0	0
01350000	Police Administration	54336	Supplies - Office	11,179	12,121	25,000	25,000
01350000	Police Administration	54340	Supplies - Operational	891	2,516	0	0
01350000	Police Administration	54342	Supplies - Other/misc	29	80	0	0
01350000	Police Administration	54405	Books/Videos	804	3,843	2,500	2,500
01350000	Police Administration	54425	Furniture	8,702	2,961	7,500	7,500
01350000	Police Administration	54442	Uniforms	62,692	46,173	45,123	45,123
			Commodities Total	265,448	282,910	290,123	290,123
			Org Total	4,975,223	5,176,047	5,880,159	6,227,126
01350401	Police Towers	52100	Services	2,400	0	32,509	32,509
01350401	Police Towers	52159	Other Professional Services	4,250	12,319	5,940	5,940
01350401	Police Towers	52500	Utility Service	0	0	4,752	4,752
01350401	Police Towers	52700	Repair/Maintenance	0	0	3,780	3,780
			Contractual Services Total	6,650	12,319	46,981	46,981
01350401	Police Towers	54342	Supplies - Other/misc	5,972	0	7,020	7,020
			Commodities Total	5,972	0	7,020	7,020
01350401	Police Towers	55135	Admin Equip - Computer	0	10,411	0	0
			Capital Total	0	10,411	0	0
			Org Total	12,622	22,730	54,001	54,001
01351000	Police Investigations	51100	Regular Salary/Wages	736,019	852,280	1,001,535	866,407
01351000	Police Investigations	51110	Overtime/Shift/Hazard	72,439	71,259	102,000	100,000
01351000	Police Investigations	51115	Holiday	877	798	0	0
01351000	Police Investigations	51120	Allowances	10,860	10,625	9,910	11,210

ORG	ORG DESCRIPTION	OBJ	DESCRIPTION	2018	2019	2020	2021
				ACTUAL	ACTUAL	Revised BUDGET	BUDGET
01351000	Police Investigations	51505	FICA/OADSI	48,038	55,330	69,035	60,612
01351000	Police Investigations	51510	FICA/MD	11,235	12,940	16,145	14,176
01351000	Police Investigations	51515	Employers KPERS	14,854	17,867	24,177	20,822
01351000	Police Investigations	51525	KP&F	132,855	166,824	189,009	182,463
01351000	Police Investigations	51530	Pension Plan	47,935	55,867	66,807	58,657
01351000	Police Investigations	51540	Workers Compensation	14,147	15,901	21,193	21,527
01351000	Police Investigations	51545	Unemployment	1,240	887	2,760	2,508
01351000	Police Investigations	51550	Health Insurance	132,722	104,574	140,000	143,000
01351000	Police Investigations	51555	Short Term Disability	257	112	448	429
01351000	Police Investigations	51565	Life Insurance	1,975	1,131	2,805	2,537
01351000	Police Investigations	51570	Employee Assistance Program	280	108	420	390
01351000	Police Investigations	51575	Other Benefits	107	342	0	0
			Personal Services Total	1,225,840	1,366,845	1,646,244	1,484,738
01351000	Police Investigations	52100	Services	0	0	3,000	3,000
01351000	Police Investigations	52159	Other Professional Services	971	800	0	0
01351000	Police Investigations	52300	Training/Travel/Meetings	0	0	1,500	1,500
01351000	Police Investigations	52302	Training/Travel/Mtgs - Per Diem	1,144	3,387	3,000	3,000
01351000	Police Investigations	52303	Meals/Food/Refreshments	31	38	1,500	1,500
01351000	Police Investigations	52304	Training/Mtgs - Registration	10,680	11,552	0	15,000
01351000	Police Investigations	52306	Training/Travel - Airline	1,300	3,663	0	6,000
01351000	Police Investigations	52308	Training/Travel - Mileage	30	0	200	200
01351000	Police Investigations	52310	Training/Travel - Parking	45	143	100	100
01351000	Police Investigations	52312	Training/Travel - Taxi	207	158	300	300
01351000	Police Investigations	52314	Training/Travel - Tolls	22	85	100	100
01351000	Police Investigations	52316	Training/Travel - Lodging	2,143	8,306	5,000	5,000
01351000	Police Investigations	52318	Training/Travel - Rental Car	0	916	1,000	1,000
01351000	Police Investigations	52322	Training - Materials	123	0	0	0
01351000	Police Investigations	52324	Mileage - Other	0	238	300	300
01351000	Police Investigations	52400	Maintenance Agreement	3,716	1,988	0	0
01351000	Police Investigations	52620	Rents/Leases	400	0	2,000	2,000
01351000	Police Investigations	52700	Repair/Maintenance	0	0	1,000	1,000
01351000	Police Investigations	52810	Copying/Printings Services	210	445	0	0
01351000	Police Investigations	52820	Dues/Memberships	570	570	1,000	1,000
			Contractual Services Total	21,592	32,289	20,000	41,000
01351000	Police Investigations	54110	Equipment - Other Minor	134	1,206	8,649	8,649
01351000	Police Investigations	54150	Equipment - Computer	0	0	0	0
01351000	Police Investigations	54300	Supplies	0	0	7,000	7,000
01351000	Police Investigations	54336	Supplies - Office	808	70	0	0
01351000	Police Investigations	54342	Supplies - Other/misc	5,262	9,895	0	0
01351000	Police Investigations	54425	Furniture	0	0	0	0
01351000	Police Investigations	54442	Uniforms	3,141	4,742	4,000	4,000
			Commodities Total	9,345	15,913	19,649	19,649
			Org Total	1,256,777	1,415,047	1,685,893	1,545,387
01352000	Patrol Administration	51100	Regular Salary/Wages	4,590,294	4,871,817	5,213,172	5,281,293
01352000	Patrol Administration	51110	Overtime/Shift/Hazard	557,054	545,352	430,000	430,000
01352000	Patrol Administration	51115	Holiday	87,219	93,562	73,000	85,000
01352000	Patrol Administration	51120	Allowances	5,918	3,835	4,550	4,530
01352000	Patrol Administration	51122	Differential Pay	0	0	0	46,264
01352000	Patrol Administration	51123	Vacation Final Payout	33,896	3,996	0	0
01352000	Patrol Administration	51505	FICA/OADSI	314,194	328,878	354,690	362,520
01352000	Patrol Administration	51510	FICA/MD	73,481	76,915	82,953	84,781
01352000	Patrol Administration	51515	Employers KPERS	25,485	27,688	31,361	24,672
01352000	Patrol Administration	51525	KP&F	996,157	1,158,275	1,180,782	1,329,686
01352000	Patrol Administration	51530	Pension Plan	298,979	311,477	342,634	350,217
01352000	Patrol Administration	51540	Workers Compensation	105,870	111,714	135,948	141,025
01352000	Patrol Administration	51545	Unemployment	8,051	5,284	14,370	15,275
01352000	Patrol Administration	51550	Health Insurance	788,761	678,534	850,000	946,000
01352000	Patrol Administration	51555	Short Term Disability	1,778	739	2,752	2,838
01352000	Patrol Administration	51565	Life Insurance	12,438	6,638	14,391	15,152
01352000	Patrol Administration	51570	Employee Assistance Program	1,965	714	2,580	2,610
01352000	Patrol Administration	51575	Other Benefits	888	1,064	0	0
			Personal Services Total	7,902,428	8,226,482	8,733,183	9,121,863

ORG	ORG DESCRIPTION	OBJ	DESCRIPTION	2018	2019	2020	2021
				ACTUAL	ACTUAL	Revised BUDGET	BUDGET
01352000	Patrol Administration	52103	Animal Boarding	9,495	6,770	20,000	20,000
01352000	Patrol Administration	52148	Laundry/Sanitation Services	16,965	18,135	25,000	25,000
01352000	Patrol Administration	52159	Other Professional Services	1,509	9,584	5,000	5,000
01352000	Patrol Administration	52168	Pre-employment Screenings	528	508	0	0
01352000	Patrol Administration	52300	Training/Travel/Meetings	0	2,634	0	0
01352000	Patrol Administration	52302	Training/Travel/Mtgs - Per Diem	2,427	10,236	15,000	15,000
01352000	Patrol Administration	52303	Meals/Food/Refreshments	167	1,148	15,000	15,000
01352000	Patrol Administration	52304	Training/Mtgs - Registration	27,445	39,806	0	65,000
01352000	Patrol Administration	52306	Training/Travel - Airline	2,036	8,210	0	10,000
01352000	Patrol Administration	52308	Training/Travel - Mileage	0	0	500	500
01352000	Patrol Administration	52310	Training/Travel - Parking	58	8	500	500
01352000	Patrol Administration	52312	Training/Travel - Taxi	221	497	1,500	1,500
01352000	Patrol Administration	52314	Training/Travel - Tolls	82	150	250	250
01352000	Patrol Administration	52316	Training/Travel - Lodging	5,033	17,084	20,000	20,000
01352000	Patrol Administration	52318	Training/Travel - Rental Car	0	474	1,500	1,500
01352000	Patrol Administration	52320	Training/Mtgs - Hosted by City	0	0	1,500	1,500
01352000	Patrol Administration	52322	Training - Materials	0	31	1,000	1,000
01352000	Patrol Administration	52324	Mileage - Other	632	1,483	2,500	2,500
01352000	Patrol Administration	52620	Rents/Leases	0	0	2,000	2,000
01352000	Patrol Administration	52622	Rents - Range	0	501	0	0
01352000	Patrol Administration	52700	Repair/Maintenance	0	0	2,000	2,000
01352000	Patrol Administration	52820	Dues/Memberships	828	5,181	5,000	5,000
			Contractual Services Total	67,426	122,440	118,250	193,250
01352000	Patrol Administration	54100	Equipment (commodities)	19,027	11,594	25,714	25,714
01352000	Patrol Administration	54110	Equipment - Other Minor	2,128	12,360	17,000	17,000
01352000	Patrol Administration	54303	Supplies - Ammunition	66,576	85,622	80,000	80,000
01352000	Patrol Administration	54330	Supplies - Medical (disposable)	1,276	1,120	2,500	2,500
01352000	Patrol Administration	54336	Supplies - Office	444	751	0	0
01352000	Patrol Administration	54340	Supplies - Operational	0	0	0	0
01352000	Patrol Administration	54342	Supplies - Other/misc	23,675	5,633	70,000	70,000
01352000	Patrol Administration	54442	Uniforms	57,337	52,640	50,000	50,000
			Commodities Total	170,463	169,720	245,214	245,214
			Org Total	8,140,317	8,518,642	9,096,647	9,560,327
01352011	Police Patrol - Recruiting	52159	Other Professional Services	295	0	0	0
01352011	Police Patrol - Recruiting	52302	Training/Travel/Mtgs - Per Diem	177	0	0	0
01352011	Police Patrol - Recruiting	52303	Meals/Food/Refreshments	104	0	0	0
01352011	Police Patrol - Recruiting	52304	Training/Mtgs - Registration	480	0	0	0
01352011	Police Patrol - Recruiting	52314	Training/Travel - Tolls	11	0	0	0
01352011	Police Patrol - Recruiting	52316	Training/Travel - Lodging	650	0	0	0
01352011	Police Patrol - Recruiting	52324	Mileage - Other	408	0	0	0
			Contractual Services Total	2,125	0	0	0
01352011	Police Patrol - Recruiting	54342	Supplies - Other/misc	0	0	0	0
01352011	Police Patrol - Recruiting	54442	Uniforms	38	0	0	0
			Commodities Total	38	0	0	0
			Org Total	2,163	0	0	0
01352307	Police Patrol - Bike	52302	Training/Travel/Mtgs - Per Diem	570	0	0	0
01352307	Police Patrol - Bike	52304	Training/Mtgs - Registration	850	0	0	0
01352307	Police Patrol - Bike	52306	Training/Travel - Airline	754	0	0	0
01352307	Police Patrol - Bike	52316	Training/Travel - Lodging	0	0	0	0
01352307	Police Patrol - Bike	52322	Training - Materials	0	0	0	0
			Contractual Services Total	2,174	0	0	0
01352307	Police Patrol - Bike	54100	Equipment (commodities)	0	0	0	0
01352307	Police Patrol - Bike	54110	Equipment - Other Minor	56	0	0	0
01352307	Police Patrol - Bike	54342	Supplies - Other/misc	0	0	0	0
01352307	Police Patrol - Bike	54442	Uniforms	130	0	0	0
			Commodities Total	186	0	0	0
			Org Total	2,360	0	0	0
01352402	Police Patrol - K9	52159	Other Professional Services	6,177	0	0	0

ORG	ORG DESCRIPTION	OBJ	DESCRIPTION	2018 ACTUAL	2019 ACTUAL	2020 Revised BUDGET	2021 BUDGET
01352402	Police Patrol - K9	52302	Training/Travel/Mtgs - Per Diem	0	0	0	0
01352402	Police Patrol - K9	52303	Meals/Food/Refreshments	0	0	0	0
01352402	Police Patrol - K9	52304	Training/Mtgs - Registration	1,300	0	0	0
01352402	Police Patrol - K9	52306	Training/Travel - Airline	0	0	0	0
01352402	Police Patrol - K9	52314	Training/Travel - Tolls	0	0	0	0
01352402	Police Patrol - K9	52316	Training/Travel - Lodging	0	0	0	0
01352402	Police Patrol - K9	52324	Mileage - Other	0	0	0	0
01352402	Police Patrol - K9	52820	Dues/Memberships	340	0	0	0
			Contractual Services Total	7,817	0	0	0
01352402	Police Patrol - K9	54100	Equipment (commodities)	1,782	0	0	0
01352402	Police Patrol - K9	54110	Equipment - Other Minor	2,137	0	0	0
01352402	Police Patrol - K9	54342	Supplies - Other/misc	686	0	0	0
01352402	Police Patrol - K9	54442	Uniforms	190	0	0	0
			Commodities Total	4,795	0	0	0
Org Total				12,612	0	0	0
01352403	Police Patrol - Traffic	52302	Training/Travel/Mtgs - Per Diem	1,153	0	0	0
01352403	Police Patrol - Traffic	52303	Meals/Food/Refreshments	13	0	0	0
01352403	Police Patrol - Traffic	52304	Training/Mtgs - Registration	1,895	0	0	0
01352403	Police Patrol - Traffic	52314	Training/Travel - Tolls	20	0	0	0
01352403	Police Patrol - Traffic	52316	Training/Travel - Lodging	2,243	0	0	0
01352403	Police Patrol - Traffic	52324	Mileage - Other	193	0	0	0
			Contractual Services Total	5,517	0	0	0
01352403	Police Patrol - Traffic	54110	Equipment - Other Minor	0	0	0	0
01352403	Police Patrol - Traffic	54342	Supplies - Other/misc	0	0	0	0
01352403	Police Patrol - Traffic	54442	Uniforms	248	0	0	0
			Commodities Total	248	0	0	0
Org Total				5,765	0	0	0
01352404	Patrol Tactical	52302	Training/Travel/Mtgs - Per Diem	3,242	0	0	0
01352404	Patrol Tactical	52303	Meals/Food/Refreshments	310	0	0	0
01352404	Patrol Tactical	52304	Training/Mtgs - Registration	11,931	0	0	0
01352404	Patrol Tactical	52306	Training/Travel - Airline	25	0	0	0
01352404	Patrol Tactical	52310	Training/Travel - Parking	140	0	0	0
01352404	Patrol Tactical	52312	Training/Travel - Taxi	0	0	0	0
01352404	Patrol Tactical	52316	Training/Travel - Lodging	2,722	0	0	0
01352404	Patrol Tactical	52318	Training/Travel - Rental Car	0	0	0	0
01352404	Patrol Tactical	52324	Mileage - Other	377	0	0	0
01352404	Patrol Tactical	52820	Dues/Memberships	875	0	0	0
			Contractual Services Total	19,622	0	0	0
01352404	Patrol Tactical	54100	Equipment (commodities)	3,969	0	0	0
01352404	Patrol Tactical	54110	Equipment - Other Minor	4,040	0	0	0
01352404	Patrol Tactical	54342	Supplies - Other/misc	813	0	0	0
01352404	Patrol Tactical	54442	Uniforms	6,054	0	0	0
			Commodities Total	14,876	0	0	0
Org Total				34,498	0	0	0
01352405	Police Patrol - ACO	52103	Animal Boarding	0	0	0	0
01352405	Police Patrol - ACO	52159	Other Professional Services	166	0	0	0
01352405	Police Patrol - ACO	52302	Training/Travel/Mtgs - Per Diem	77	0	0	0
01352405	Police Patrol - ACO	52304	Training/Mtgs - Registration	1,010	0	0	0
01352405	Police Patrol - ACO	52310	Training/Travel - Parking	96	0	0	0
01352405	Police Patrol - ACO	52316	Training/Travel - Lodging	105	0	0	0
			Contractual Services Total	1,454	0	0	0
01352405	Police Patrol - ACO	54110	Equipment - Other Minor	359	0	0	0
01352405	Police Patrol - ACO	54342	Supplies - Other/misc	0	0	0	0
01352405	Police Patrol - ACO	54442	Uniforms	604	0	0	0
			Commodities Total	963	0	0	0
Org Total				2,417	0	0	0

ORG	ORG DESCRIPTION	OBJ	DESCRIPTION	2018 ACTUAL	2019 ACTUAL	2020 Revised BUDGET	2021 BUDGET
01352406	Police Patrol - SRO	52302	Training/Travel/Mtgs - Per Diem	0	0	0	0
01352406	Police Patrol - SRO	52304	Training/Mtgs - Registration	0	0	0	0
01352406	Police Patrol - SRO	52306	Training/Travel - Airline	0	0	0	0
01352406	Police Patrol - SRO	52312	Training/Travel - Taxi	0	0	0	0
01352406	Police Patrol - SRO	52316	Training/Travel - Lodging	0	0	0	0
01352406	Police Patrol - SRO	52324	Mileage - Other	0	0	0	0
01352406	Police Patrol - SRO	52820	Dues/Memberships	40	0	0	0
			Contractual Services Total	40	0	0	0
01352406	Police Patrol - SRO	54110	Equipment - Other Minor	0	0	0	0
01352406	Police Patrol - SRO	54342	Supplies - Other/misc	15	0	0	0
01352406	Police Patrol - SRO	54442	Uniforms	830	0	0	0
			Commodities Total	845	0	0	0
			Org Total	885	0	0	0
01352407	Police Patrol - Firearms	52302	Training/Travel/Mtgs - Per Diem	2,091	0	0	0
01352407	Police Patrol - Firearms	52304	Training/Mtgs - Registration	495	0	0	0
01352407	Police Patrol - Firearms	52306	Training/Travel - Airline	1,475	0	0	0
01352407	Police Patrol - Firearms	52312	Training/Travel - Taxi	545	0	0	0
01352407	Police Patrol - Firearms	52314	Training/Travel - Tolls	26	0	0	0
01352407	Police Patrol - Firearms	52316	Training/Travel - Lodging	1,275	0	0	0
01352407	Police Patrol - Firearms	52318	Training/Travel - Rental Car	0	0	0	0
01352407	Police Patrol - Firearms	52324	Mileage - Other	59	0	0	0
01352407	Police Patrol - Firearms	52820	Dues/Memberships	645	0	0	0
			Contractual Services Total	6,611	0	0	0
01352407	Police Patrol - Firearms	54100	Equipment (commodities)	8,591	0	0	0
01352407	Police Patrol - Firearms	54110	Equipment - Other Minor	1,522	0	0	0
01352407	Police Patrol - Firearms	54342	Supplies - Other/misc	20	0	0	0
01352407	Police Patrol - Firearms	54442	Uniforms	840	0	0	0
			Commodities Total	10,973	0	0	0
			Org Total	17,584	0	0	0
01352408	Police Patrol - Comm Policing	52302	Training/Travel/Mtgs - Per Diem	0	0	0	0
01352408	Police Patrol - Comm Policing	52303	Meals/Food/Refreshments	0	0	0	0
01352408	Police Patrol - Comm Policing	52304	Training/Mtgs - Registration	1,500	0	0	0
01352408	Police Patrol - Comm Policing	52306	Training/Travel - Airline	0	0	0	0
01352408	Police Patrol - Comm Policing	52312	Training/Travel - Taxi	0	0	0	0
01352408	Police Patrol - Comm Policing	52316	Training/Travel - Lodging	0	0	0	0
01352408	Police Patrol - Comm Policing	52820	Dues/Memberships	0	0	0	0
			Contractual Services Total	1,500	0	0	0
01352408	Police Patrol - Comm Policing	54342	Supplies - Other/misc	0	0	0	0
01352408	Police Patrol - Comm Policing	54442	Uniforms	696	0	0	0
			Commodities Total	696	0	0	0
			Org Total	2,196	0	0	0
01352409	Police Patrol - Training	52302	Training/Travel/Mtgs - Per Diem	0	0	0	0
01352409	Police Patrol - Training	52303	Meals/Food/Refreshments	53	0	0	0
01352409	Police Patrol - Training	52304	Training/Mtgs - Registration	7,169	0	0	0
01352409	Police Patrol - Training	52306	Training/Travel - Airline	860	0	0	0
01352409	Police Patrol - Training	52312	Training/Travel - Taxi	245	0	0	0
01352409	Police Patrol - Training	52314	Training/Travel - Tolls	0	0	0	0
01352409	Police Patrol - Training	52316	Training/Travel - Lodging	1,389	0	0	0
01352409	Police Patrol - Training	52318	Training/Travel - Rental Car	0	0	0	0
01352409	Police Patrol - Training	52322	Training - Materials	0	0	0	0
01352409	Police Patrol - Training	52324	Mileage - Other	40	0	0	0
01352409	Police Patrol - Training	52820	Dues/Memberships	0	0	0	0
			Contractual Services T total	9,756	0	0	0
01352409	Police Patrol - Training	54100	Equipment (commodities)	4,762	0	0	0
01352409	Police Patrol - Training	54342	Supplies - Other/misc	40	0	0	0
01352409	Police Patrol - Training	54442	Uniforms	0	0	0	0

ORG	ORG DESCRIPTION	OBJ	DESCRIPTION	2018	2019	2020	2021
				ACTUAL	ACTUAL	Revised BUDGET	BUDGET
			Commodities Total	4,802	0	0	0
<hr/>							
			Org Total	14,558	0	0	0
01352410	Police Patrol - DPU	52302	Training/Travel/Mtgs - Per Diem	855	0	0	0
01352410	Police Patrol - DPU	52304	Training/Mtgs - Registration	1,624	0	0	0
01352410	Police Patrol - DPU	52306	Training/Travel - Airline	1,131	0	0	0
01352410	Police Patrol - DPU	52312	Training/Travel - Taxi	75	0	0	0
01352410	Police Patrol - DPU	52316	Training/Travel - Lodging	2,522	0	0	0
01352410	Police Patrol - DPU	52324	Mileage - Other	18	0	0	0
<hr/>							
			Contractual Services Total	6,225	0	0	0
01352410	Police Patrol - DPU	54100	Equipment (commodities)	331	0	0	0
01352410	Police Patrol - DPU	54442	Uniforms	437	0	0	0
<hr/>							
			Commodities Total	768	0	0	0
<hr/>							
			Org Total	6,993	0	0	0
<hr/>							
			Police Total	14,486,970	15,132,466	16,716,700	17,386,841
01380000	Emergency Management	51100	Regular Salary/Wages	0	79,804	96,972	0
01380000	Emergency Management	51505	FICA/OADSI	0	4,729	6,012	0
01380000	Emergency Management	51510	FICA/MD	0	1,106	1,406	0
01380000	Emergency Management	51525	KP&F	0	17,739	21,266	0
01380000	Emergency Management	51530	Pension Plan	0	4,504	5,818	0
01380000	Emergency Management	51540	Workers Compensation	0	2,988	4,436	0
01380000	Emergency Management	51545	Unemployment	0	74	267	0
01380000	Emergency Management	51550	Health Insurance	0	10,578	10,000	0
01380000	Emergency Management	51555	Short Term Disability	0	5	32	0
01380000	Emergency Management	51565	Life Insurance	0	61	244	0
01380000	Emergency Management	51570	Employee Assistance Program	0	5	30	0
01380000	Emergency Management	51575	Other Benefits	0	27	0	0
<hr/>							
			Personal Services Total	0	121,620	146,483	0
01380000	Emergency Management	52300	Training/Travel/Meetings	0	5,918	6,000	0
01380000	Emergency Management	52320	Training/Mtgs - Hosted by City	0	0	4,000	0
01380000	Emergency Management	52820	Dues/Memberships	0	351	300	0
<hr/>							
			Contractual Services Total	0	6,269	10,300	0
01380000	Emergency Management	54110	Equipment - Other Minor	0	69	300	0
01380000	Emergency Management	54336	Supplies - Office	0	321	1,000	0
01380000	Emergency Management	54442	Uniforms	0	372	325	0
<hr/>							
			Commodities Total	0	762	1,625	0
<hr/>							
			Emergency Management Total	0	128,651	158,408	0
01400000	Municipal Services Admin.	51100	Regular Salary/Wages	371,574	399,613	482,060	479,163
01400000	Municipal Services Admin.	51110	Overtime/Shift/Hazard	101	369	200	200
01400000	Municipal Services Admin.	51120	Allowances	10,365	10,372	8,511	7,341
01400000	Municipal Services Admin.	51122	Differential Pay	0	0	0	960
01400000	Municipal Services Admin.	51123	Vacation Final Payout	842	0	0	0
01400000	Municipal Services Admin.	51505	FICA/OADSI	22,278	23,896	30,428	30,235
01400000	Municipal Services Admin.	51510	FICA/MD	5,210	5,589	7,117	7,071
01400000	Municipal Services Admin.	51515	Employers KPERS	35,798	40,454	47,163	48,133
01400000	Municipal Services Admin.	51530	Pension Plan	21,258	23,686	29,446	29,260
01400000	Municipal Services Admin.	51540	Workers Compensation	911	978	1,366	4,329
01400000	Municipal Services Admin.	51545	Unemployment	569	382	1,330	1,386
01400000	Municipal Services Admin.	51550	Health Insurance	69,446	55,958	65,500	72,050
01400000	Municipal Services Admin.	51555	Short Term Disability	175	72	210	216
01400000	Municipal Services Admin.	51565	Life Insurance	910	494	1,236	1,266
01400000	Municipal Services Admin.	51570	Employee Assistance Program	135	48	197	197
01400000	Municipal Services Admin.	51575	Other Benefits	0	215	0	0
<hr/>							
			Personal Services Total	539,572	562,126	674,764	681,807
01400000	Municipal Services Admin.	52104	Animal Waste Disposal	543	809	0	0
01400000	Municipal Services Admin.	52156	Offsite Storage	107	103	0	0
01400000	Municipal Services Admin.	52159	Other Professional Services	4,118	4,267	5,500	5,500

ORG	ORG DESCRIPTION	OBJ	DESCRIPTION	2018	2019	2020	2021
				ACTUAL	ACTUAL	Revised BUDGET	BUDGET
01400000	Municipal Services Admin.	52302	Training/Travel/Mtgs - Per Diem	0	275	1,000	1,000
01400000	Municipal Services Admin.	52303	Meals/Food/Refreshments	1,052	1,995	5,000	5,000
01400000	Municipal Services Admin.	52304	Training/Mtgs - Registration	3,675	2,239	0	4,500
01400000	Municipal Services Admin.	52306	Training/Travel - Airline	0	222	0	2,000
01400000	Municipal Services Admin.	52308	Training/Travel - Mileage	0	0	200	200
01400000	Municipal Services Admin.	52310	Training/Travel - Parking	0	50	150	150
01400000	Municipal Services Admin.	52312	Training/Travel - Taxi	0	35	100	100
01400000	Municipal Services Admin.	52314	Training/Travel - Tolls	0	0	50	50
01400000	Municipal Services Admin.	52316	Training/Travel - Lodging	0	1,312	5,000	5,000
01400000	Municipal Services Admin.	52320	Training/Mtgs - Hosted by City	811	1,343	1,000	1,000
01400000	Municipal Services Admin.	52322	Training - Materials	102	35	300	300
01400000	Municipal Services Admin.	52810	Copying/Printings Services	0	0	0	0
01400000	Municipal Services Admin.	52820	Dues/Memberships	755	1,344	2,100	2,000
01400000	Municipal Services Admin.	52825	Association Dues	371	0	500	500
			Contractual Services Total	11,534	14,029	20,900	27,300
01400000	Municipal Services Admin.	54108	Equipment - Office	0	0	1,000	1,000
01400000	Municipal Services Admin.	54204	Software - Other	0	0	500	500
01400000	Municipal Services Admin.	54336	Supplies - Office	1,659	2,139	6,000	6,000
01400000	Municipal Services Admin.	54340	Supplies - Operational	0	321	0	0
01400000	Municipal Services Admin.	54342	Supplies - Other/misc	0	103	0	0
01400000	Municipal Services Admin.	54432	Recognition	314	1,104	2,000	1,000
01400000	Municipal Services Admin.	54446	Uniforms - Jackets/Bibs	358	360	2,000	2,000
01400000	Municipal Services Admin.	54448	Uniforms - Clothing	956	899	1,500	1,500
			Commodities Total	3,287	4,926	13,000	12,000
01400000	Municipal Services Admin.	55110	Equipment - Automotive	0	0	0	0
			Capital Total	0	0	0	0
			Org Total	554,393	581,081	708,664	721,107
01401501	Snow	51100	Regular Salary/Wages	75,652	75,640	75,000	0
01401501	Snow	51110	Overtime/Shift/Hazard	2,593	3,625	0	0
01401501	Snow	51505	FICA/OADSI	0	0	4,650	0
01401501	Snow	51510	FICA/MD	0	0	1,088	0
01401501	Snow	51515	Employers KPERS	0	0	7,208	0
01401501	Snow	51530	Pension Plan	0	0	4,500	0
01401501	Snow	51540	Workers Compensation	0	0	3,943	0
01401501	Snow	51545	Unemployment	0	0	207	0
01401501	Snow	51565	Life Insurance	0	0	189	0
			Personal Services Total	78,245	79,265	96,785	0
01401501	Snow	52159	Other Professional Services	0	0	0	0
			Contractual Services Total	0	0	0	0
01401501	Snow	54302	Supplies - Aggregates	156,100	184,573	310,000	310,000
01401501	Snow	54329	Supplies - Magnesium Chloride	48,289	69,135	50,000	60,000
			Commodities Total	204,389	253,708	360,000	370,000
			Org Total	282,634	332,973	456,785	370,000
01401502	Highways & Streets	51100	Regular Salary/Wages	954,486	974,806	1,046,273	1,003,687
01401502	Highways & Streets	51110	Overtime/Shift/Hazard	25,836	54,358	7,500	55,000
01401502	Highways & Streets	51120	Allowances	931	1,379	910	1,820
01401502	Highways & Streets	51122	Differential Pay	0	0	0	19,200
01401502	Highways & Streets	51123	Vacation Final Payout	522	15,590	0	0
01401502	Highways & Streets	51505	FICA/OADSI	58,221	62,110	65,391	66,942
01401502	Highways & Streets	51510	FICA/MD	13,616	14,526	15,297	15,656
01401502	Highways & Streets	51515	Employers KPERS	93,905	105,126	101,358	106,566
01401502	Highways & Streets	51530	Pension Plan	54,911	50,874	63,283	64,782
01401502	Highways & Streets	51540	Workers Compensation	52,419	55,550	65,727	67,362
01401502	Highways & Streets	51545	Unemployment	1,489	994	2,885	2,904
01401502	Highways & Streets	51550	Health Insurance	261,566	211,058	210,000	231,000
01401502	Highways & Streets	51555	Short Term Disability	489	195	672	693
01401502	Highways & Streets	51565	Life Insurance	2,393	1,417	2,658	2,803
01401502	Highways & Streets	51570	Employee Assistance Program	537	188	630	630
01401502	Highways & Streets	51575	Other Benefits	669	391	0	0

ORG	ORG DESCRIPTION	OBJ	DESCRIPTION	2018	2019	2020	2021
				ACTUAL	ACTUAL	Revised BUDGET	BUDGET
			Personal Services Total	1,521,990	1,548,562	1,582,584	1,639,045
01401502	Highways & Streets	52104	Animal Waste Disposal	2,576	2,447	4,000	4,000
01401502	Highways & Streets	52121	Dumpster - Regular Trash	1,288	3,488	4,200	4,000
01401502	Highways & Streets	52122	Dumpster - Program	18,679	19,116	22,200	22,000
01401502	Highways & Streets	52146	Landfill disposal	23,131	23,370	19,900	20,000
01401502	Highways & Streets	52159	Other Professional Services	7,293	5,450	8,000	8,000
01401502	Highways & Streets	52184	Tub Grinder	2,650	4,751	10,300	10,000
01401502	Highways & Streets	52302	Training/Travel/Mtgs - Per Diem	152	170	1,300	1,300
01401502	Highways & Streets	52303	Meals/Food/Refreshments	1,157	996	1,500	1,500
01401502	Highways & Streets	52304	Training/Mtgs - Registration	2,505	4,765	0	8,300
01401502	Highways & Streets	52306	Training/Travel - Airline	0	384	0	2,000
01401502	Highways & Streets	52310	Training/Travel - Parking	0	0	100	100
01401502	Highways & Streets	52312	Training/Travel - Taxi	0	0	250	250
01401502	Highways & Streets	52314	Training/Travel - Tolls	3	24	100	100
01401502	Highways & Streets	52316	Training/Travel - Lodging	473	359	4,000	4,000
01401502	Highways & Streets	52320	Training/Mtgs - Hosted by City	16	90	4,400	4,400
01401502	Highways & Streets	52322	Training - Materials	242	18	1,200	1,200
01401502	Highways & Streets	52623	Rents - Facilities	14,400	14,400	14,400	14,400
01401502	Highways & Streets	52624	Rents - Equipment	62	4,167	6,000	6,000
01401502	Highways & Streets	52700	Repair/Maintenance	0	385	100,000	100,000
01401502	Highways & Streets	52704	Repair/Maint - Equipment	0	625	250	250
01401502	Highways & Streets	52820	Dues/Memberships	915	832	800	800
			Contractual Services Total	75,542	85,837	202,900	212,600
01401502	Highways & Streets	54110	Equipment - Other Minor	1,091	53	2,000	2,000
01401502	Highways & Streets	54114	Equipment - Tools (hand/power)	2,979	6,217	7,000	7,000
01401502	Highways & Streets	54302	Supplies - Aggregates	7,780	2,855	18,000	18,000
01401502	Highways & Streets	54304	Supplies - Asphalt	151,513	213,395	221,000	250,000
01401502	Highways & Streets	54306	Supplies - Asphalt Release	4,743	1,697	11,000	11,000
01401502	Highways & Streets	54312	Supplies - Concrete	2,806	8,372	15,000	15,000
01401502	Highways & Streets	54314	Supplies - Crack Seal	40,954	0	77,000	75,000
01401502	Highways & Streets	54320	Supplies - Field	375	101	1,500	1,500
01401502	Highways & Streets	54322	Supplies - Ground	2,799	19,214	7,550	7,550
01401502	Highways & Streets	54324	Supplies - Herbicides	4,737	4,657	5,100	5,000
01401502	Highways & Streets	54326	Supplies - Iron/Steel	1,369	357	1,250	1,250
01401502	Highways & Streets	54328	Supplies - Lumber	575	1,072	3,000	3,000
01401502	Highways & Streets	54329	Supplies - Magnesium Chloride	0	1,561	0	0
01401502	Highways & Streets	54330	Supplies - Medical (disposable)	0	0	200	200
01401502	Highways & Streets	54334	Supplies - Motor Vehicle	0	4,900	600	600
01401502	Highways & Streets	54336	Supplies - Office	148	173	500	500
01401502	Highways & Streets	54338	Supplies - Oil Tack	5,712	5,438	9,000	9,000
01401502	Highways & Streets	54340	Supplies - Operational	10	335	0	0
01401502	Highways & Streets	54342	Supplies - Other/misc	3,244	8,069	11,700	11,000
01401502	Highways & Streets	54348	Supplies - Propane	2,020	2,029	6,000	6,000
01401502	Highways & Streets	54351	Supplies - Salt	0	515	0	0
01401502	Highways & Streets	54352	Supplies - Soil	0	1,100	1,200	1,200
01401502	Highways & Streets	54358	Supplies - Street	6,624	9,980	18,000	18,000
01401502	Highways & Streets	54442	Uniforms	0	16	0	0
01401502	Highways & Streets	54444	Uniforms - Boots	2,549	2,839	3,500	3,500
01401502	Highways & Streets	54446	Uniforms - Jackets/Bibs	1,023	1,889	1,200	2,000
01401502	Highways & Streets	54448	Uniforms - Clothing	8,146	6,998	8,300	8,300
			Commodities Total	251,197	303,832	429,600	456,600
01401502	Highways & Streets	55115	Equipment - Heavy Motorized	121,968	1,525	0	0
01401502	Highways & Streets	55125	Equipment - Other Capital	195,777	52,265	0	0
			Capital Total	317,745	53,790	0	0
			Org Total	2,166,474	1,992,021	2,215,084	2,308,245
01402503	Street Lights	52159	Other Professional Services	0	0	2,000	2,000
01402503	Street Lights	52431	Maint Agrmnt - Street Lights	9,240	233,937	302,000	302,000
01402503	Street Lights	52510	Electricity	429,571	315,333	400,000	400,000
01402503	Street Lights	52625	Rents - Other	63,225	29,399	80,000	80,000
01402503	Street Lights	52815	Court/Recording Fees	0	36	0	0
			Contractual Services Total	502,036	578,705	784,000	784,000

ORG	ORG DESCRIPTION	OBJ	DESCRIPTION	2018	2019	2020	2021
				ACTUAL	ACTUAL	Revised BUDGET	BUDGET
01402503	Street Lights	54340	Supplies - Operational	49,015	15,865	85,000	85,000
01402503	Street Lights	54446	Uniforms - Jackets/Bibs	393	0	0	0
			Commodities Total	49,408	15,865	85,000	85,000
			Org Total	551,444	594,570	869,000	869,000
01402504	Traffic	51100	Regular Salary/Wages	322,751	319,440	344,385	334,282
01402504	Traffic	51110	Overtime/Shift/Hazard	5,195	5,503	5,500	6,000
01402504	Traffic	51120	Allowances	2,558	2,876	2,548	3,458
01402504	Traffic	51122	Differential Pay	0	0	0	1,920
01402504	Traffic	51123	Vacation Final Payout	0	51	0	0
01402504	Traffic	51505	FICA/OADSI	19,560	19,425	21,852	21,431
01402504	Traffic	51510	FICA/MD	4,574	4,543	5,110	5,012
01402504	Traffic	51515	Employers KPERS	31,301	32,572	33,869	34,116
01402504	Traffic	51530	Pension Plan	19,210	19,452	21,146	20,739
01402504	Traffic	51540	Workers Compensation	12,088	11,994	15,238	14,982
01402504	Traffic	51545	Unemployment	499	310	949	966
01402504	Traffic	51550	Health Insurance	67,671	51,078	50,000	55,000
01402504	Traffic	51555	Short Term Disability	118	47	160	165
01402504	Traffic	51565	Life Insurance	795	434	888	898
01402504	Traffic	51570	Employee Assistance Program	130	45	150	150
01402504	Traffic	51575	Other Benefits	59	25	0	0
			Personal Services Total	486,509	467,795	501,795	499,119
01402504	Traffic	52159	Other Professional Services	12,015	20,522	85,000	85,000
01402504	Traffic	52160	Payments To Other Agencies	42,825	42,318	45,000	45,000
01402504	Traffic	52302	Training/Travel/Mtgs - Per Diem	0	0	1,000	1,000
01402504	Traffic	52304	Training/Mtgs - Registration	1,925	900	0	3,500
01402504	Traffic	52306	Training/Travel - Airline	0	0	0	600
01402504	Traffic	52310	Training/Travel - Parking	0	0	50	60
01402504	Traffic	52312	Training/Travel - Taxi	0	0	100	100
01402504	Traffic	52314	Training/Travel - Tolls	4	0	100	100
01402504	Traffic	52316	Training/Travel - Lodging	0	0	1,900	1,900
01402504	Traffic	52322	Training - Materials	2,700	0	0	0
01402504	Traffic	52510	Electricity	60,986	63,343	80,000	80,000
01402504	Traffic	52563	Computer/Data Processing	1,110	0	5,000	5,000
01402504	Traffic	52624	Rents - Equipment	575	575	2,000	1,000
01402504	Traffic	52704	Repair/Maint - Equipment	0	1,290	2,000	2,000
01402504	Traffic	52810	Copying/Printings Services	262	85	300	300
01402504	Traffic	52820	Dues/Memberships	1,000	1,545	1,500	1,500
01402504	Traffic	52850	Postage/Shipping	63	1,075	250	1,250
			Contractual Services T total	123,465	131,653	224,200	228,310
01402504	Traffic	54110	Equipment - Other Minor	42,258	6,487	0	0
01402504	Traffic	54114	Equipment - Tools (hand/power)	12,483	2,817	12,000	12,000
01402504	Traffic	54204	Software - Other	0	0	6,500	6,500
01402504	Traffic	54326	Supplies - Iron/Steel	16,889	36,363	60,000	60,000
01402504	Traffic	54334	Supplies - Motor Vehicle	0	0	0	0
01402504	Traffic	54336	Supplies - Office	18	30	500	500
01402504	Traffic	54340	Supplies - Operational	37,143	84,852	100,000	100,000
01402504	Traffic	54342	Supplies - Other/misc	5,912	4,078	20,000	20,000
01402504	Traffic	54358	Supplies - Street	0	49	0	0
01402504	Traffic	54444	Uniforms - Boots	650	700	1,000	1,000
01402504	Traffic	54446	Uniforms - Jackets/Bibs	382	565	1,000	1,000
01402504	Traffic	54448	Uniforms - Clothing	1,596	1,530	2,000	2,000
			Commodities Total	117,331	137,471	203,000	203,000
			Org Total	727,305	736,919	928,995	930,429
01403500	Facilities	51100	Regular Salary/Wages	368,936	377,267	433,123	412,553
01403500	Facilities	51110	Overtime/Shift/Hazard	4,870	5,022	7,500	6,000
01403500	Facilities	51120	Allowances	3,124	3,159	3,112	4,412
01403500	Facilities	51122	Differential Pay	0	0	0	5,760
01403500	Facilities	51123	Vacation Final Payout	0	6,971	0	0
01403500	Facilities	51505	FICA/OADSI	22,309	23,063	27,512	26,580
01403500	Facilities	51510	FICA/MD	5,217	5,394	6,433	6,216
01403500	Facilities	51515	Employers KPERS	35,902	38,678	42,643	42,315

ORG	ORG DESCRIPTION	OBJ	DESCRIPTION	2018	2019	2020	2021
				ACTUAL	ACTUAL	Revised BUDGET	BUDGET
01403500	Facilities	51530	Pension Plan	18,865	18,592	26,625	25,723
01403500	Facilities	51540	Workers Compensation	10,910	11,410	15,230	14,662
01403500	Facilities	51545	Unemployment	571	370	1,193	1,194
01403500	Facilities	51550	Health Insurance	102,154	83,097	80,000	88,000
01403500	Facilities	51555	Short Term Disability	166	73	256	264
01403500	Facilities	51565	Life Insurance	912	517	1,119	1,112
01403500	Facilities	51570	Employee Assistance Program	182	71	240	240
01403500	Facilities	51575	Other Benefits	169	200	0	0
			Personal Services Total	574,287	573,884	644,986	635,031
01403500	Facilities	52159	Other Professional Services	140,149	150,663	170,000	190,000
01403500	Facilities	52300	Training/Travel/Meetings	0	0	2,000	2,000
01403500	Facilities	52302	Training/Travel/Mtgs - Per Diem	193	0	1,000	1,000
01403500	Facilities	52303	Meals/Food/Refreshments	0	33	500	500
01403500	Facilities	52304	Training/Mtgs - Registration	3,795	1,440	0	6,000
01403500	Facilities	52306	Training/Travel - Airline	379	0	0	1,000
01403500	Facilities	52308	Training/Travel - Mileage	0	245	0	0
01403500	Facilities	52310	Training/Travel - Parking	30	24	100	100
01403500	Facilities	52312	Training/Travel - Taxi	60	0	250	250
01403500	Facilities	52314	Training/Travel - Tolls	0	21	50	50
01403500	Facilities	52316	Training/Travel - Lodging	719	0	2,000	2,000
01403500	Facilities	52320	Training/Mtgs - Hosted by City	0	0	1,000	1,000
01403500	Facilities	52322	Training - Materials	0	615	1,000	1,000
01403500	Facilities	52415	Maint Agrmnt - Equipment	19,953	67,164	80,000	85,000
01403500	Facilities	52454	Maint Agrmnt - Other Software	13,800	14,720	20,000	20,000
01403500	Facilities	52510	Electricity	936,409	823,509	950,000	950,000
01403500	Facilities	52515	Gas	133,924	119,844	150,000	150,000
01403500	Facilities	52535	Trash	46,028	57,347	45,000	60,000
01403500	Facilities	52540	Wastewater	65,736	65,838	70,000	70,000
01403500	Facilities	52545	Water	346,305	233,515	350,000	300,000
01403500	Facilities	52624	Rents - Equipment	102	0	9,000	9,000
01403500	Facilities	52820	Dues/Memberships	542	474	900	900
			Contractual Services Total	1,708,124	1,535,452	1,852,800	1,849,800
01403500	Facilities	54110	Equipment - Other Minor	0	138	0	0
01403500	Facilities	54114	Equipment - Tools (hand/power)	3,768	5,816	5,000	10,000
01403500	Facilities	54318	Supplies - Facilities	88,784	87,292	105,000	105,000
01403500	Facilities	54336	Supplies - Office	17	60	0	0
01403500	Facilities	54342	Supplies - Other/misc	101	329	500	500
01403500	Facilities	54442	Uniforms	0	0	0	0
01403500	Facilities	54444	Uniforms - Boots	636	895	1,000	1,000
01403500	Facilities	54446	Uniforms - Jackets/Bibs	37	204	1,000	1,000
01403500	Facilities	54448	Uniforms - Clothing	2,317	2,213	2,200	2,200
			Commodities Total	95,660	96,947	114,700	119,700
			Org Total	2,378,071	2,206,283	2,612,486	2,604,531
01404000	Fleet	51100	Regular Salary/Wages	581,342	604,811	624,772	629,991
01404000	Fleet	51110	Overtime/Shift/Hazard	3,890	10,743	15,000	12,000
01404000	Fleet	51120	Allowances	10,514	10,513	10,510	10,510
01404000	Fleet	51122	Differential Pay	0	0	0	7,680
01404000	Fleet	51505	FICA/OADSI	35,148	36,942	40,319	40,932
01404000	Fleet	51510	FICA/MD	8,220	8,640	9,429	9,573
01404000	Fleet	51515	Employers KPERS	56,870	62,670	62,493	65,158
01404000	Fleet	51530	Pension Plan	32,186	35,241	39,017	39,611
01404000	Fleet	51540	Workers Compensation	14,930	15,658	19,087	19,448
01404000	Fleet	51545	Unemployment	896	589	1,722	1,823
01404000	Fleet	51550	Health Insurance	125,864	98,352	100,000	110,000
01404000	Fleet	51555	Short Term Disability	237	93	320	330
01404000	Fleet	51565	Life Insurance	1,445	768	1,639	1,714
01404000	Fleet	51570	Employee Assistance Program	260	90	300	300
01404000	Fleet	51575	Other Benefits	465	127	0	0
			Personal Services Total	872,267	885,237	924,608	949,070
01404000	Fleet	52148	Laundry/Sanitation Services	10,800	12,158	10,000	10,000
01404000	Fleet	52159	Other Professional Services	3,154	3,294	2,500	2,500
01404000	Fleet	52300	Training/Travel/Meetings	780	0	0	0

ORG	ORG DESCRIPTION	OBJ	DESCRIPTION	2018 ACTUAL	2019 ACTUAL	2020 Revised BUDGET	2021 BUDGET
01404000	Fleet	52302	Training/Travel/Mtgs - Per Diem	150	600	1,700	1,700
01404000	Fleet	52303	Meals/Food/Refreshments	0	0	200	200
01404000	Fleet	52304	Training/Mtgs - Registration	5,219	4,955	0	5,600
01404000	Fleet	52306	Training/Travel - Airline	0	0	0	2,800
01404000	Fleet	52310	Training/Travel - Parking	37	0	0	0
01404000	Fleet	52312	Training/Travel - Taxi	0	0	200	200
01404000	Fleet	52316	Training/Travel - Lodging	315	0	4,000	4,000
01404000	Fleet	52320	Training/Mtgs - Hosted by City	0	0	250	250
01404000	Fleet	52322	Training - Materials	1,111	695	500	500
01404000	Fleet	52620	Rents/Leases	0	0	20,000	20,000
01404000	Fleet	52625	Rents - Other	1,484	1,880	1,600	1,600
01404000	Fleet	52700	Repair/Maintenance	0	0	0	0
01404000	Fleet	52702	Repair/Maint - Facilities	4,789	3,585	5,000	5,000
01404000	Fleet	52704	Repair/Maint - Equipment	11,134	17,982	15,000	15,000
01404000	Fleet	52706	Repair/Maint - Automotive	18,286	25,789	37,000	37,000
01404000	Fleet	52800	Advertising/Publications	0	0	0	0
01404000	Fleet	52810	Copying/Printings Services	0	0	500	500
01404000	Fleet	52820	Dues/Memberships	410	395	500	500
01404000	Fleet	52850	Postage/Shipping	94	154	0	0
			Contractual Services Total	57,763	71,487	98,950	107,350
01404000	Fleet	54104	Equipment - Automotive	7,761	31,843	20,000	20,000
01404000	Fleet	54110	Equipment - Other Minor	2,360	797	1,500	1,500
01404000	Fleet	54112	Equipment - Shop	26,043	5,734	17,000	17,000
01404000	Fleet	54114	Equipment - Tools (hand/power)	720	78	1,000	1,000
01404000	Fleet	54204	Software - Other	0	0	5,000	5,000
01404000	Fleet	54326	Supplies - Iron/Steel	6,671	9,447	8,000	8,000
01404000	Fleet	54330	Supplies - Medical (disposable)	0	0	100	100
01404000	Fleet	54334	Supplies - Motor Vehicle	369,350	353,666	330,000	350,000
01404000	Fleet	54336	Supplies - Office	244	0	400	400
01404000	Fleet	54342	Supplies - Other/misc	10,742	7,498	7,000	7,000
01404000	Fleet	54405	Books/Videos	160	0	750	750
01404000	Fleet	54420	Fuel	415,810	470,265	610,000	590,000
01404000	Fleet	54442	Uniforms	0	0	0	0
01404000	Fleet	54444	Uniforms - Boots	917	970	1,400	1,400
01404000	Fleet	54446	Uniforms - Jackets/Bibs	0	90	1,000	1,000
01404000	Fleet	54448	Uniforms - Clothing	550	522	1,500	1,500
			Commodities Total	841,328	880,910	1,004,650	1,004,650
01404000	Fleet	55110	Equipment - Automotive	37,190	112,043	540,279	0
01404000	Fleet	55115	Equipment - Heavy Motorized	0	0	0	16,000
01404000	Fleet	55125	Equipment - Other Capital	0	0	0	0
01404000	Fleet	55230	Software - Other	8,328	6,410	0	0
01404000	Fleet	55305	Building	177	295	0	0
			Capital Total	45,695	118,748	540,279	16,000
			Org Total	1,817,053	1,956,382	2,568,487	2,077,070
01406000	Parking Structure	52100	Services	0	0	20,000	20,000
01406000	Parking Structure	52400	Maintenance Agreement	0	500	10,000	10,000
01406000	Parking Structure	52702	Repair/Maint - Facilities	0	4,019	20,000	20,000
			Contractual Services Total	0	4,519	50,000	50,000
01406000	Parking Structure	54300	Supplies	0	500	15,000	15,000
			Commodities Total	0	500	15,000	15,000
01406000	Parking Structure	55305	Building	0	0	25,000	25,000
			Capital Total	0	0	25,000	25,000
			Org Total	0	5,019	90,000	90,000
			Municipal Services Total	8,477,374	8,405,248	10,449,501	9,970,382
01500000	Parks & Rec. Administration	51100	Regular Salary/Wages	535,352	576,482	582,274	682,088
01500000	Parks & Rec. Administration	51110	Overtime/Shift/Hazard	5,140	2,990	5,000	5,000
01500000	Parks & Rec. Administration	51120	Allowances	11,593	12,978	12,748	15,342
01500000	Parks & Rec. Administration	51123	Vacation Final Payout	5,225	0	0	0

ORG	ORG DESCRIPTION	OBJ	DESCRIPTION	2018	2019	2020	2021
				ACTUAL	ACTUAL	Revised BUDGET	BUDGET
01500000	Parks & Rec. Administration	51505	FICA/OADSI	30,803	33,056	37,201	43,551
01500000	Parks & Rec. Administration	51510	FICA/MD	7,603	8,227	8,702	10,186
01500000	Parks & Rec. Administration	51515	Employers KPERS	50,496	56,454	54,745	65,468
01500000	Parks & Rec. Administration	51520	Employers KPERS W@R	0	0	0	0
01500000	Parks & Rec. Administration	51530	Pension Plan	30,280	33,772	31,160	34,755
01500000	Parks & Rec. Administration	51540	Workers Compensation	1,314	1,409	1,687	2,512
01500000	Parks & Rec. Administration	51545	Unemployment	824	556	1,606	1,974
01500000	Parks & Rec. Administration	51550	Health Insurance	83,938	65,180	65,000	77,000
01500000	Parks & Rec. Administration	51555	Short Term Disability	142	55	208	231
01500000	Parks & Rec. Administration	51565	Life Insurance	1,103	632	1,309	1,504
01500000	Parks & Rec. Administration	51570	Employee Assistance Program	219	76	375	330
01500000	Parks & Rec. Administration	51575	Other Benefits	136	151	0	0
			Personal Services Total	764,168	792,018	802,015	939,941
01500000	Parks & Rec. Administration	52156	Offsite Storage	0	0	0	0
01500000	Parks & Rec. Administration	52159	Other Professional Services	0	0	0	0
01500000	Parks & Rec. Administration	52166	Photography Services	0	0	68	68
01500000	Parks & Rec. Administration	52300	Training/Travel/Meetings	554	3,964	500	500
01500000	Parks & Rec. Administration	52302	Training/Travel/Mtgs - Per Diem	193	434	200	200
01500000	Parks & Rec. Administration	52303	Meals/Food/Refreshments	3,063	3,455	3,335	3,335
01500000	Parks & Rec. Administration	52304	Training/Mtgs - Registration	1,644	3,223	0	2,000
01500000	Parks & Rec. Administration	52306	Training/Travel - Airline	0	0	0	500
01500000	Parks & Rec. Administration	52308	Training/Travel - Mileage	0	0	0	0
01500000	Parks & Rec. Administration	52314	Training/Travel - Tolls	49	0	50	50
01500000	Parks & Rec. Administration	52316	Training/Travel - Lodging	436	917	500	500
01500000	Parks & Rec. Administration	52320	Training/Mtgs - Hosted by City	0	0	0	0
01500000	Parks & Rec. Administration	52530	Telephone	0	0	0	0
01500000	Parks & Rec. Administration	52624	Rents - Equipment	0	0	0	0
01500000	Parks & Rec. Administration	52704	Repair/Maint - Equipment	0	0	96	96
01500000	Parks & Rec. Administration	52800	Advertising/Publications	839	981	500	500
01500000	Parks & Rec. Administration	52820	Dues/Memberships	3,141	4,822	7,145	7,145
01500000	Parks & Rec. Administration	52850	Postage/Shipping	20	0	0	0
			Contractual Services Total	9,939	17,796	12,394	14,894
01500000	Parks & Rec. Administration	54300	Supplies	0	0	1,500	1,500
01500000	Parks & Rec. Administration	54318	Supplies - Facilities	0	0	11	11
01500000	Parks & Rec. Administration	54334	Supplies - Motor Vehicle	0	29	88	88
01500000	Parks & Rec. Administration	54336	Supplies - Office	507	756	698	698
01500000	Parks & Rec. Administration	54340	Supplies - Operational	1,494	1,102	1,136	1,136
01500000	Parks & Rec. Administration	54342	Supplies - Other/misc	0	1,006	88	88
01500000	Parks & Rec. Administration	54442	Uniforms	597	738	1,363	1,363
			Commodities Total	2,598	3,631	4,884	4,884
			Org Total	776,705	813,445	819,293	959,719
01501000	Parks Maint. Administration	51100	Regular Salary/Wages	1,392,573	1,509,182	1,647,471	1,624,818
01501000	Parks Maint. Administration	51110	Overtime/Shift/Hazard	78,051	90,286	82,000	85,000
01501000	Parks Maint. Administration	51120	Allowances	8,474	9,317	10,010	10,010
01501000	Parks Maint. Administration	51122	Differential Pay	0	0	0	57,533
01501000	Parks Maint. Administration	51123	Vacation Final Payout	2,636	2,305	0	0
01501000	Parks Maint. Administration	51505	FICA/OADSI	89,003	96,492	107,847	110,196
01501000	Parks Maint. Administration	51510	FICA/MD	20,815	22,567	25,220	25,771
01501000	Parks Maint. Administration	51515	Employers KPERS	126,784	144,135	147,081	157,922
01501000	Parks Maint. Administration	51530	Pension Plan	73,508	74,232	91,834	95,996
01501000	Parks Maint. Administration	51540	Workers Compensation	31,233	33,890	41,498	44,222
01501000	Parks Maint. Administration	51545	Unemployment	2,281	1,545	4,544	4,700
01501000	Parks Maint. Administration	51550	Health Insurance	309,919	251,091	300,000	341,000
01501000	Parks Maint. Administration	51555	Short Term Disability	675	266	960	1,023
01501000	Parks Maint. Administration	51565	Life Insurance	3,224	1,706	3,786	4,155
01501000	Parks Maint. Administration	51570	Employee Assistance Program	740	257	960	960
01501000	Parks Maint. Administration	51575	Other Benefits	279	370	0	0
			Personal Services Total	2,140,195	2,237,641	2,463,211	2,563,306
01501000	Parks Maint. Administration	52159	Other Professional Services	0	98	1,053	1,053
01501000	Parks Maint. Administration	52300	Training/Travel/Meetings	17,561	2,955	0	0
01501000	Parks Maint. Administration	52302	Training/Travel/Mtgs - Per Diem	6	1,490	1,800	1,800
01501000	Parks Maint. Administration	52303	Meals/Food/Refreshments	3	89	250	250

ORG	ORG DESCRIPTION	OBJ	DESCRIPTION	2018 ACTUAL	2019 ACTUAL	2020 Revised BUDGET	2021 BUDGET
01501000	Parks Maint. Administration	52304	Training/Mtgs - Registration	0	4,899	0	7,800
01501000	Parks Maint. Administration	52306	Training/Travel - Airline	0	388	0	1,500
01501000	Parks Maint. Administration	52308	Training/Travel - Mileage	0	0	250	250
01501000	Parks Maint. Administration	52310	Training/Travel - Parking	0	0	100	100
01501000	Parks Maint. Administration	52312	Training/Travel - Taxi	0	0	150	150
01501000	Parks Maint. Administration	52314	Training/Travel - Tolls	0	43	50	50
01501000	Parks Maint. Administration	52316	Training/Travel - Lodging	0	4,745	4,777	4,777
01501000	Parks Maint. Administration	52318	Training/Travel - Rental Car	0	0	100	100
01501000	Parks Maint. Administration	52320	Training/Mtgs - Hosted by City	0	0	50	50
01501000	Parks Maint. Administration	52322	Training - Materials	0	15	500	500
01501000	Parks Maint. Administration	52324	Mileage - Other	0	158	100	100
01501000	Parks Maint. Administration	52400	Maintenance Agreement	79,509	157,328	155,895	155,895
01501000	Parks Maint. Administration	52530	Telephone	0	0	0	0
01501000	Parks Maint. Administration	52624	Rents - Equipment	0	0	0	0
01501000	Parks Maint. Administration	52702	Repair/Maint - Facilities	0	0	0	0
01501000	Parks Maint. Administration	52704	Repair/Maint - Equipment	0	0	0	0
01501000	Parks Maint. Administration	52708	Repair/Maint - Art	0	0	4,500	4,500
01501000	Parks Maint. Administration	52800	Advertising/Publications	0	0	105	105
01501000	Parks Maint. Administration	52820	Dues/Memberships	30	155	500	500
01501000	Parks Maint. Administration	52840	Licenses/Certifications	0	670	4,700	4,700
			Contractual Services T total	97,109	173,033	174,880	184,180
01501000	Parks Maint. Administration	54110	Equipment - Other Minor	10,052	0	0	0
01501000	Parks Maint. Administration	54330	Supplies - Medical (disposable)	889	1,466	1,789	1,789
01501000	Parks Maint. Administration	54334	Supplies - Motor Vehicle	0	0	0	0
01501000	Parks Maint. Administration	54336	Supplies - Office	0	0	0	0
01501000	Parks Maint. Administration	54340	Supplies - Operational	13,285	12,758	20,101	20,101
01501000	Parks Maint. Administration	54442	Uniforms	0	9,175	12,120	12,120
01501000	Parks Maint. Administration	54444	Uniforms - Boots	17,170	5,824	5,000	5,000
			Commodities Total	41,396	29,223	39,010	39,010
01501000	Parks Maint. Administration	55305	Building	65,000	0	0	0
			Capital Total	65,000	0	0	0
			Org Total	2,343,700	2,439,897	2,677,101	2,786,496
01501500	Parks Maint. Facilities	52159	Other Professional Services	0	0	0	0
01501500	Parks Maint. Facilities	52420	Maint Agrmnt - Facility	81,008	125,067	150,580	119,980
01501500	Parks Maint. Facilities	52624	Rents - Equipment	5,389	6,413	9,794	9,794
01501500	Parks Maint. Facilities	52702	Repair/Maint - Facilities	0	1,000	0	0
01501500	Parks Maint. Facilities	52820	Dues/Memberships	15	0	0	0
			Contractual Services T total	86,412	132,480	160,374	129,774
01501500	Parks Maint. Facilities	54110	Equipment - Other Minor	11,123	358	3,571	3,571
01501500	Parks Maint. Facilities	54114	Equipment - Tools (hand/power)	0	0	0	0
01501500	Parks Maint. Facilities	54340	Supplies - Operational	88,622	93,731	95,185	95,185
01501500	Parks Maint. Facilities	54342	Supplies - Other/misc	48	852	0	0
			Commodities Total	99,793	94,941	98,756	98,756
01501500	Parks Maint. Facilities	55125	Equipment - Other Capital	27,740	24,087	25,000	25,000
			Capital Total	27,740	24,087	25,000	25,000
			Org Total	213,945	251,508	284,130	253,530
01501601	Parks Maint. Turf	52702	Repair/Maint - Facilities	272,900	291,407	341,649	341,649
01501601	Parks Maint. Turf	52800	Advertising/Publications	0	0	0	0
			Contractual Services Total	272,900	291,407	341,649	341,649
01501601	Parks Maint. Turf	54110	Equipment - Other Minor	8,630	9,471	7,841	7,841
01501601	Parks Maint. Turf	54300	Supplies	0	2,748	0	0
01501601	Parks Maint. Turf	54322	Supplies - Ground	100,205	65,391	109,315	109,315
01501601	Parks Maint. Turf	54342	Supplies - Other/misc.	0	16	0	0
			Commodities Total	108,835	77,626	117,156	117,156
			Org Total	381,735	369,033	458,805	458,805
01501602	Parks Maint. Landscape	52702	Repair/Maint - Facilities	156,750	174,419	180,509	180,509

ORG	ORG DESCRIPTION	OBJ	DESCRIPTION	2018	2019	2020	2021
				ACTUAL	ACTUAL	Revised BUDGET	BUDGET
			Contractual Services Total	156,750	174,419	180,509	180,509
01501602	Parks Maint. Landscape	54110	Equipment - Other Minor	2,234	1,928	2,584	2,584
01501602	Parks Maint. Landscape	54322	Supplies - Ground	37,839	39,582	41,561	41,561
01501602	Parks Maint. Landscape	54342	Supplies - Other/misc.	0	21	0	0
			Commodities Total	40,073	41,531	44,145	44,145
			Org Total	196,823	215,950	224,654	224,654
01501612	Parks Building Services	51100	Regular Salary/Wages	410,090	425,186	455,346	476,019
01501612	Parks Building Services	51110	Overtime/Shift/Hazard	15,720	22,958	11,000	15,000
01501612	Parks Building Services	51120	Allowances	3,993	3,323	3,310	3,310
01501612	Parks Building Services	51122	Differential Pay	0	0	0	2,880
01501612	Parks Building Services	51123	Vacation Final Payout	666	0	0	0
01501612	Parks Building Services	51505	FICA/OADSI	25,593	27,042	29,119	30,827
01501612	Parks Building Services	51510	FICA/MD	5,986	6,324	6,810	7,209
01501612	Parks Building Services	51515	Employers KPERS	34,186	40,429	38,319	35,633
01501612	Parks Building Services	51520	Employers KPERS W@R	1,597	1,576	5,624	3,449
01501612	Parks Building Services	51530	Pension Plan	17,392	19,728	21,241	18,079
01501612	Parks Building Services	51540	Workers Compensation	14,046	14,716	17,716	19,249
01501612	Parks Building Services	51545	Unemployment	657	432	1,255	1,380
01501612	Parks Building Services	51550	Health Insurance	87,336	57,168	80,000	66,000
01501612	Parks Building Services	51555	Short Term Disability	197	80	256	198
01501612	Parks Building Services	51565	Life Insurance	802	438	893	781
01501612	Parks Building Services	51570	Employee Assistance Program	276	98	420	420
01501612	Parks Building Services	51575	Other Benefits	25	101	0	0
			Personal Services Total	618,562	619,599	671,309	680,434
01501612	Parks Building Services	52148	Laundry/Sanitation Services	3,435	2,910	2,000	2,000
01501612	Parks Building Services	52159	Other Professional Services	24,999	49,239	62,949	62,949
01501612	Parks Building Services	52300	Training/Travel/Meetings	3,209	2,874	0	0
01501612	Parks Building Services	52302	Training/Travel/Mtgs - Per Diem	0	854	300	300
01501612	Parks Building Services	52303	Meals/Food/Refreshments	0	353	475	475
01501612	Parks Building Services	52304	Training/Mtgs - Registration	0	640	0	525
01501612	Parks Building Services	52306	Training/Travel - Airline	0	396	0	600
01501612	Parks Building Services	52308	Training/Travel - Mileage	0	79	0	0
01501612	Parks Building Services	52310	Training/Travel - Parking	0	0	50	50
01501612	Parks Building Services	52312	Training/Travel - Taxi	0	0	50	50
01501612	Parks Building Services	52316	Training/Travel - Lodging	0	0	1,372	1,372
01501612	Parks Building Services	52530	Telephone	0	0	0	0
01501612	Parks Building Services	52624	Rents - Equipment	3,116	0	0	0
01501612	Parks Building Services	52702	Repair/Maint - Facilities	3,823	4,292	11,486	11,486
01501612	Parks Building Services	52704	Repair/Maint - Equipment	1,908	2,605	2,067	2,067
01501612	Parks Building Services	52820	Dues/Memberships	664	324	1,730	1,730
			Contractual Services Total	41,154	64,566	82,479	83,604
01501612	Parks Building Services	54110	Equipment - Other Minor	3,789	7,624	5,500	5,500
01501612	Parks Building Services	54300	Supplies	24,049	24,252	52,515	52,515
01501612	Parks Building Services	54318	Supplies - Facilities	6,946	2,275	0	0
01501612	Parks Building Services	54322	Supplies - Ground	20,263	24,415	0	0
01501612	Parks Building Services	54340	Supplies - Operational	9,570	12,066	8,740	8,740
01501612	Parks Building Services	54442	Uniforms	2,536	2,318	5,078	5,078
01501612	Parks Building Services	54444	Uniforms - Boots	346	1,387	1,175	1,175
			Commodities Total	67,499	74,337	73,008	73,008
01501612	Parks Building Services	55125	Equipment - Other Capital	8,493	8,927	12,906	12,906
			Capital Total	8,493	8,927	12,906	12,906
			Org Total	735,708	767,429	839,702	849,952
01502000	Parks Prog. Administration	51100	Regular Salary/Wages	306,669	329,390	335,498	386,423
01502000	Parks Prog. Administration	51110	Overtime/Shift/Hazard	0	210	0	0
01502000	Parks Prog. Administration	51120	Allowances	4,964	5,163	5,978	5,978
01502000	Parks Prog. Administration	51505	FICA/OADSI	17,123	18,931	21,171	24,330
01502000	Parks Prog. Administration	51510	FICA/MD	4,005	4,427	4,951	5,691
01502000	Parks Prog. Administration	51515	Employers KPERS	28,747	32,040	32,816	37,288
01502000	Parks Prog. Administration	51530	Pension Plan	17,212	18,515	20,488	22,668

ORG	ORG DESCRIPTION	OBJ	DESCRIPTION	2018	2019	2020	2021
				ACTUAL	ACTUAL	Revised BUDGET	BUDGET
01502000	Parks Prog. Administration	51540	Workers Compensation	2,409	2,557	3,192	3,667
01502000	Parks Prog. Administration	51545	Unemployment	436	301	925	1,119
01502000	Parks Prog. Administration	51550	Health Insurance	73,649	59,535	50,000	55,000
01502000	Parks Prog. Administration	51555	Short Term Disability	171	70	160	165
01502000	Parks Prog. Administration	51565	Life Insurance	730	392	861	981
01502000	Parks Prog. Administration	51570	Employee Assistance Program	127	45	150	180
01502000	Parks Prog. Administration	51575	Other Benefits	0	86	0	0
			Personal Services Total	456,242	471,662	476,190	543,490
01502000	Parks Prog. Administration	52159	Other Professional Services	360	59	859	859
01502000	Parks Prog. Administration	52300	Training/Travel/Meetings	939	82	2,000	2,000
01502000	Parks Prog. Administration	52302	Training/Travel/Mtgs - Per Diem	1,495	1,380	1,500	1,500
01502000	Parks Prog. Administration	52303	Meals/Food/Refreshments	445	12	573	573
01502000	Parks Prog. Administration	52304	Training/Mtgs - Registration	1,941	4,367	0	2,000
01502000	Parks Prog. Administration	52306	Training/Travel - Airline	734	707	0	700
01502000	Parks Prog. Administration	52308	Training/Travel - Mileage	37	40	35	35
01502000	Parks Prog. Administration	52310	Training/Travel - Parking	60	68	50	50
01502000	Parks Prog. Administration	52312	Training/Travel - Taxi	191	10	200	200
01502000	Parks Prog. Administration	52314	Training/Travel - Tolls	34	5	35	35
01502000	Parks Prog. Administration	52316	Training/Travel - Lodging	2,261	2,674	2,500	2,500
01502000	Parks Prog. Administration	52320	Training/Mtgs - Hosted by City	0	0	0	0
01502000	Parks Prog. Administration	52324	Mileage - Other	0	21	0	0
01502000	Parks Prog. Administration	52530	Telephone	0	0	0	0
01502000	Parks Prog. Administration	52551	Mobile Device Data Plan	0	0	540	540
01502000	Parks Prog. Administration	52800	Advertising/Publications	0	0	657	657
01502000	Parks Prog. Administration	52820	Dues/Memberships	3,380	2,021	3,983	3,983
01502000	Parks Prog. Administration	52840	Licenses/Certifications	2,397	1,682	2,375	2,375
01502000	Parks Prog. Administration	52850	Postage/Shipping	0	0	0	0
			Contractual Services Total	14,274	13,128	15,307	18,007
01502000	Parks Prog. Administration	54110	Equipment - Other Minor	0	0	107	107
01502000	Parks Prog. Administration	54336	Supplies - Office	775	1,293	3,192	3,192
01502000	Parks Prog. Administration	54340	Supplies - Operational	406	2,471	6,084	6,084
01502000	Parks Prog. Administration	54342	Supplies - Other/misc.	0	162	0	0
01502000	Parks Prog. Administration	54442	Uniforms	2,641	2,385	7,575	7,575
01502000	Parks Prog. Administration	54444	Uniforms - Boots	0	0	126	126
			Commodities Total	3,822	6,311	17,084	17,084
01502000	Parks Prog. Administration	55110	Equipment - Automotive	20,043	0	0	0
			Capital Total	20,043	0	0	0
			Org Total	494,381	491,101	508,581	578,581
01502612	Parks & Rec - Prog Custodial	52159	Other Professional Services	0	0	0	0
			Contractual Services Total	0	0	0	0
01502612	Parks & Rec - Prog Custodial	54110	Equipment - Other Minor	13	0	0	0
01502612	Parks & Rec - Prog Custodial	54322	Supplies - Ground	143	0	0	0
01502612	Parks & Rec - Prog Custodial	54336	Supplies - Office	328	0	0	0
			Commodities Total	484	0	0	0
			Org Total	484	0	0	0
01502613	Thompson Barn	51100	Regular Salary/Wages	40,835	42,475	56,889	57,642
01502613	Thompson Barn	51110	Overtime/Shift/Hazard	0	0	0	0
01502613	Thompson Barn	51505	FICA/OADSI	2,531	2,643	3,527	3,574
01502613	Thompson Barn	51510	FICA/MD	592	618	825	836
01502613	Thompson Barn	51515	Employers KPERS	59	53	0	0
01502613	Thompson Barn	51520	Employers KPERS W@R	73	16	0	0
01502613	Thompson Barn	51530	Pension Plan	64	29	0	0
01502613	Thompson Barn	51540	Workers Compensation	191	208	137	164
01502613	Thompson Barn	51545	Unemployment	65	42	157	167
01502613	Thompson Barn	51550	Health Insurance	93	11	0	0
01502613	Thompson Barn	51565	Life Insurance	1	0	0	0
01502613	Thompson Barn	51570	Employee Assistance Program	2	0	30	30
			Personal Services Total	44,506	46,095	61,565	62,413

ORG	ORG DESCRIPTION	OBJ	DESCRIPTION	2018	2019	2020	2021
				ACTUAL	ACTUAL	Revised BUDGET	BUDGET
01502613	Thompson Barn	52159	Other Professional Services	855	87	2,124	2,124
01502613	Thompson Barn	52530	Telephone	8,056	8,333	15,866	15,866
01502613	Thompson Barn	52624	Rents - Equipment	1,765	1,487	3,763	3,763
01502613	Thompson Barn	52702	Repair/Maint - Facilities	3,259	3,669	72,393	7,273
01502613	Thompson Barn	52800	Advertising/Publications	5,539	5,500	4,000	4,000
01502613	Thompson Barn	52810	Copying/Printings Services	34	1,142	744	744
			Contractual Services Total	19,508	20,218	98,890	33,770
01502613	Thompson Barn	54110	Equipment - Other Minor	0	5,727	0	0
01502613	Thompson Barn	54300	Supplies	7,738	9,955	10,000	10,000
01502613	Thompson Barn	54322	Supplies - Ground	9,723	8,749	8,738	8,738
01502613	Thompson Barn	54340	Supplies - Operational	11,516	11,107	11,492	11,492
01502613	Thompson Barn	54342	Supplies - Other/misc	54	112	0	0
01502613	Thompson Barn	54442	Uniforms	44	468	300	300
			Commodities Total	29,075	36,118	30,530	30,530
			Org Total	93,089	102,431	190,985	126,713
01502614	Parks Prog. Other	54340	Supplies - Operational	8,157	5,566	0	0
			Commodities Total	8,157	5,566	0	0
			Org Total	8,157	5,566	0	0
01502653	Parks Prog. NGA	52620	Rents/Leases	0	0	7,821	7,821
			Contractual Services Total	0	0	7,821	7,821
01502653	Parks Prog. NGA	54300	Supplies	1,065	0	1,676	1,676
01502653	Parks Prog. NGA	54340	Supplies - Operational	0	515	0	0
			Commodities Total	1,065	515	1,676	1,676
			Org Total	1,065	515	9,497	9,497
01503610	Farmers Market	51100	Regular Salary/Wages	9,458	15,725	11,166	11,368
01503610	Farmers Market	51505	FICA/OADSI	586	975	693	705
01503610	Farmers Market	51510	FICA/MD	137	228	162	164
01503610	Farmers Market	51540	Workers Compensation	201	337	285	290
01503610	Farmers Market	51545	Unemployment	15	16	30	33
01503610	Farmers Market	51570	Employee Assistance Program	0	0	60	60
			Personal Services Total	10,397	17,281	12,396	12,620
01503610	Farmers Market	52159	Other Professional Services	2,450	4,680	5,200	5,200
01503610	Farmers Market	52300	Training/Travel/Meetings	252	470	1,200	1,200
01503610	Farmers Market	52551	Mobile Device Data Plan	0	0	200	200
01503610	Farmers Market	52800	Advertising/Publications	13,823	1,564	2,500	2,500
			Contractual Services Total	16,525	6,714	9,100	9,100
01503610	Farmers Market	54340	Supplies - Operational	3,587	972	1,250	1,250
01503610	Farmers Market	54430	Merchandise for Resale	0	1,931	5,000	5,000
01503610	Farmers Market	54442	Uniforms	0	100	100	100
			Commodities Total	3,587	3,003	6,350	6,350
			Org Total	30,509	26,998	27,846	28,070
01503611	Movie in the Park	52159	Other Professional Services	0	2,803	4,550	4,550
			Contractual Services T total	0	2,803	4,550	4,550
			Org Total	0	2,803	4,550	4,550
01503615	BBQ	52159	Other Professional Services	11,827	17,640	18,584	18,584
01503615	BBQ	52620	Rents/Leases	14,184	14,706	0	0
01503615	BBQ	52624	Rents - Equipment	11,505	13,209	18,657	18,657
01503615	BBQ	52800	Advertising/Publications	652	725	676	676
01503615	BBQ	52810	Copying/Printings Services	0	0	0	0
01503615	BBQ	52820	Dues/Memberships	390	390	395	395
			Contractual Services Total	38,558	46,670	38,312	38,312

ORG	ORG DESCRIPTION	OBJ	DESCRIPTION	2018	2019	2020	2021
				ACTUAL	ACTUAL	Revised BUDGET	BUDGET
01503615	BBQ	54300	Supplies	249	488	0	0
01503615	BBQ	54322	Supplies - Ground	5,628	6,350	3,443	3,443
01503615	BBQ	54340	Supplies - Operational	28,961	12,251	27,544	27,544
01503615	BBQ	54342	Supplies - Other/misc.	25	13,022	5,300	5,300
01503615	BBQ	54430	Merchandise for Resale	13,299	10,661	13,097	13,097
			Commodities Total	48,162	42,772	49,384	49,384
			Org Total	86,720	89,442	87,696	87,696
01503616	Chili Challenge	52164	Performer/Entertainer	4,300	5,600	8,408	8,408
01503616	Chili Challenge	52620	Rents/Leases	344	387	0	0
01503616	Chili Challenge	52624	Rents - Equipment	1,278	0	1,736	1,736
01503616	Chili Challenge	52800	Advertising/Publications	633	677	772	772
			Contractual Services Total	6,555	6,664	10,916	10,916
01503616	Chili Challenge	54322	Supplies - Ground	138	0	2,000	2,000
01503616	Chili Challenge	54340	Supplies - Operational	20,530	13,928	15,299	15,299
01503616	Chili Challenge	54342	Supplies - Other/misc	0	1,307	0	0
01503616	Chili Challenge	54430	Merchandise for Resale	5,069	9,281	3,173	3,173
01503616	Chili Challenge	54444	Uniforms - Boots	0	0	126	126
			Commodities Total	25,737	24,516	20,598	20,598
			Org Total	32,292	31,180	31,514	31,514
01503617	Community Days	52159	Other Professional Services	0	0	511	511
01503617	Community Days	52800	Advertising/Publications	1,014	1,094	0	1,100
			Contractual Services Total	1,014	1,094	511	1,611
01503617	Community Days	54340	Supplies - Operational	51	262	807	807
			Commodities Total	51	262	807	807
			Org Total	1,065	1,356	1,318	2,418
01503618	Cupids Gem	52159	Other Professional Services	0	0	300	300
01503618	Cupids Gem	52800	Advertising/Publications	505	298	503	503
			Contractual Services T total	505	298	803	803
01503618	Cupids Gem	54340	Supplies - Operational	82	92	150	150
			Commodities Total	82	92	150	150
			Org Total	587	390	953	953
01503619	Enchanted Forest	52164	Performer/Entertainer	7,760	8,480	10,160	10,160
			Contractual Services Total	7,760	8,480	10,160	10,160
01503619	Enchanted Forest	54322	Supplies - Ground	5,360	3,079	2,882	2,882
01503619	Enchanted Forest	54340	Supplies - Operational	447	379	0	0
			Commodities Total	5,807	3,458	2,882	2,882
			Org Total	13,567	11,938	13,042	13,042
01503620	Freedom Run	52159	Other Professional Services	6,923	7,791	300	8,300
01503620	Freedom Run	52164	Performer/Entertainer	880	0	10,000	2,000
01503620	Freedom Run	52624	Rents - Equipment	1,015	1,015	4,010	4,010
01503620	Freedom Run	52800	Advertising/Publications	200	187	227	227
01503620	Freedom Run	52810	Copying/Printings Services	0	0	932	932
01503620	Freedom Run	52850	Postage/Shipping	0	0	593	593
			Contractual Services Total	9,018	8,993	16,062	16,062
01503620	Freedom Run	54322	Supplies - Ground	0	0	3,000	3,000
01503620	Freedom Run	54340	Supplies - Operational	17,139	18,191	13,690	13,690
			Commodities Total	17,139	18,191	16,690	16,690
			Org Total	26,157	27,184	32,752	32,752
01503621	Holiday Lights	52159	Other Professional Services	300	300	300	300
			Contractual Services Total	300	300	300	300

ORG	ORG DESCRIPTION	OBJ	DESCRIPTION	2018 ACTUAL	2019 ACTUAL	2020 Revised BUDGET	2021 BUDGET
01503621	Holiday Lights	54340	Supplies - Operational	98	49	1,200	1,200
			Commodities Total	98	49	1,200	1,200
			Org Total	398	349	1,500	1,500
01503622	Music	52164	Performer/Entertainer	2,678	0	0	0
			Contractual Services Total	2,678	0	0	0
			Org Total	2,678	0	0	0
01503623	Other Events	51100	Regular Salary/Wages	554	129	0	0
01503623	Other Events	51505	FICA/OADSI	34	8	0	0
01503623	Other Events	51510	FICA/MD	8	2	0	0
01503623	Other Events	51515	Employers KPERS	26	6	0	0
01503623	Other Events	51530	Pension Plan	17	3	0	0
01503623	Other Events	51540	Workers Compensation	4	1	0	0
01503623	Other Events	51545	Unemployment	1	0	0	0
			Personal Services Total	644	149	0	0
01503623	Other Events	52159	Other Professional Services	1,795	805	2,702	2,702
01503623	Other Events	52800	Advertising/Publications	215	0	0	0
			Contractual Services Total	2,010	805	2,702	2,702
01503623	Other Events	54340	Supplies - Operational	3,314	4,084	4,996	4,996
01503623	Other Events	54342	Supplies - Other/misc	0	0	0	0
			Commodities Total	3,314	4,084	4,996	4,996
			Org Total	5,968	5,038	7,698	7,698
01503624	Bike Ride	52159	Other Professional Services	9,610	9,131	8,500	8,500
01503624	Bike Ride	52800	Advertising/Publications	1,067	1,232	1,000	1,000
			Contractual Services Total	10,677	10,363	9,500	9,500
01503624	Bike Ride	54340	Supplies - Operational	822	804	1,500	1,500
			Commodities Total	822	804	1,500	1,500
			Org Total	11,499	11,167	11,000	11,000
01503625	Spinach Festival	52100	Services	0	0	0	0
01503625	Spinach Festival	52164	Performer/Entertainer	4,070	4,087	3,000	3,000
01503625	Spinach Festival	52620	Rents/Leases	3,168	3,764	0	0
01503625	Spinach Festival	52624	Rents - Equipment	776	776	6,581	6,581
01503625	Spinach Festival	52800	Advertising/Publications	225	224	927	927
			Contractual Services Total	8,239	8,851	10,508	10,508
01503625	Spinach Festival	54300	Supplies	80	0	0	0
01503625	Spinach Festival	54322	Supplies - Ground	217	770	1,734	1,734
01503625	Spinach Festival	54340	Supplies - Operational	1,080	5,451	3,156	3,156
01503625	Spinach Festival	54342	Supplies - Other/misc	2,107	1,305	1,600	1,600
01503625	Spinach Festival	54430	Merchandise for Resale	3,088	2,882	5,444	5,444
			Commodities Total	6,572	10,408	11,934	11,934
			Org Total	14,811	19,259	22,442	22,442
01503626	Senior Banquet	52159	Other Professional Services	1,673	3,357	4,375	4,375
01503626	Senior Banquet	52800	Advertising/Publications	0	0	260	260
			Contractual Services Total	1,673	3,357	4,635	4,635
01503626	Senior Banquet	54340	Supplies - Operational	0	1,011	2,325	2,325
			Commodities Total	0	1,011	2,325	2,325
			Org Total	1,673	4,368	6,960	6,960
01503627	Tails on Trails	54340	Supplies - Operational	298	324	600	600
			Commodities Total	298	324	600	600

ORG	ORG DESCRIPTION	OBJ	DESCRIPTION	2018	2019	2020	2021
				ACTUAL	ACTUAL	Revised BUDGET	BUDGET
			Org Total	298	324	600	600
01503656	Bridal Show	54340	Supplies - Operational	504	374	500	500
			Commodities Total	504	374	500	500
			Org Total	504	374	500	500
01504628	Adult Fitness	51100	Regular Salary/Wages	13,071	9,722	10,388	10,841
01504628	Adult Fitness	51505	FICA/OADSI	810	603	644	672
01504628	Adult Fitness	51510	FICA/MD	190	141	151	157
01504628	Adult Fitness	51515	Employers KPERS	0	9	0	0
01504628	Adult Fitness	51530	Pension Plan	0	5	0	0
01504628	Adult Fitness	51540	Workers Compensation	104	77	97	101
01504628	Adult Fitness	51545	Unemployment	21	10	29	31
01504628	Adult Fitness	51570	Employee Assistance Program	0	0	30	30
			Personal Services Total	14,196	10,567	11,339	11,832
01504628	Adult Fitness	52159	Other Professional Services	4,031	2,479	12,416	12,416
01504628	Adult Fitness	52840	Licenses/Certifications	616	0	1,200	1,200
			Contractual Services Total	4,647	2,479	13,616	13,616
01504628	Adult Fitness	54340	Supplies - Operational	264	0	1,197	1,197
01504628	Adult Fitness	54342	Supplies - Other/misc	55	0	0	0
			Commodities Total	319	0	1,197	1,197
			Org Total	19,162	13,046	26,152	26,645
01504629	Senior Programs	51100	Regular Salary/Wages	0	0	0	0
01504629	Senior Programs	51505	FICA/OADSI	0	0	0	0
01504629	Senior Programs	51510	FICA/MD	0	0	0	0
01504629	Senior Programs	51540	Workers Compensation	0	0	0	0
01504629	Senior Programs	51545	Unemployment	0	0	0	0
01504629	Senior Programs	51570	Employee Assistance Program	0	0	0	0
			Personal Services Total	0	0	0	0
01504629	Senior Programs	52159	Other Professional Services	18,156	8,573	24,367	24,967
01504629	Senior Programs	52160	Payments To Other Agencies	0	0	0	0
01504629	Senior Programs	52800	Advertising/Publications	0	0	800	800
			Contractual Services Total	18,156	8,573	25,167	25,767
01504629	Senior Programs	54336	Supplies - Office	14	0	0	0
01504629	Senior Programs	54340	Supplies - Operational	0	39	4,791	4,791
01504629	Senior Programs	54342	Supplies - Other/misc	168	0	0	0
			Commodities Total	182	39	4,791	4,791
			Org Total	18,338	8,612	29,958	30,558
01504630	Adult Sports	51100	Regular Salary/Wages	0	0	0	0
01504630	Adult Sports	51505	FICA/OADSI	0	0	0	0
01504630	Adult Sports	51510	FICA/MD	0	0	0	0
01504630	Adult Sports	51540	Workers Compensation	0	0	0	0
01504630	Adult Sports	51545	Unemployment	0	0	0	0
01504630	Adult Sports	51570	Employee Assistance Program	0	0	0	0
			Personal Services Total	0	0	0	0
01504630	Adult Sports	52159	Other Professional Services	1,880	523	7,500	5,500
			Contractual Services Total	1,880	523	7,500	5,500
01504630	Adult Sports	54340	Supplies - Operational	1,401	2,727	3,500	3,500
			Commodities Total	1,401	2,727	3,500	3,500
			Org Total	3,281	3,250	11,000	9,000
01504631	Adult Trips	51100	Regular Salary/Wages	0	0	6,194	6,464
01504631	Adult Trips	51505	FICA/OADSI	0	0	384	401
01504631	Adult Trips	51510	FICA/MD	0	0	90	94
01504631	Adult Trips	51540	Workers Compensation	0	0	49	60

ORG	ORG DESCRIPTION	OBJ	DESCRIPTION	2018	2019	2020	2021
				ACTUAL	ACTUAL	Revised BUDGET	BUDGET
01504631	Adult Trips	51545	Unemployment	0	0	17	19
01504631	Adult Trips	51570	Employee Assistance Program	0	0	30	30
			Personal Services Total	0	0	6,764	7,068
01504631	Adult Trips	52159	Other Professional Services	33,831	40,943	39,551	39,551
			Contractual Services Total	33,831	40,943	39,551	39,551
01504631	Adult Trips	54342	Supplies - Other/misc	82	4,228	800	800
			Commodities Total	82	4,228	800	800
			Org Total	33,913	45,171	47,115	47,419
01504632	Parks & Recreation - Other	51100	Regular Salary/Wages	0	0	5,853	6,108
01504632	Parks & Recreation - Other	51505	FICA/OADSI	0	0	363	379
01504632	Parks & Recreation - Other	51510	FICA/MD	0	0	85	89
01504632	Parks & Recreation - Other	51540	Workers Compensation	0	0	46	57
01504632	Parks & Recreation - Other	51545	Unemployment	0	0	16	18
01504632	Parks & Recreation - Other	51570	Employee Assistance Program	0	0	30	30
			Personal Services Total	0	0	6,393	6,681
01504632	Parks & Recreation - Other	52159	Other Professional Services	0	0	0	0
			Contractual Services Total	0	0	0	0
01504632	Parks & Recreation - Other	54340	Supplies - Operational	6,042	547	0	0
			Commodities Total	6,042	547	0	0
			Org Total	6,042	547	6,393	6,681
01505634	Youth Sports	51100	Regular Salary/Wages	2,773	4,770	3,278	3,421
01505634	Youth Sports	51505	FICA/OADSI	172	296	203	212
01505634	Youth Sports	51510	FICA/MD	40	69	48	50
01505634	Youth Sports	51540	Workers Compensation	22	38	26	32
01505634	Youth Sports	51545	Unemployment	4	5	9	10
01505634	Youth Sports	51570	Employee Assistance Program	0	0	30	30
			Personal Services Total	3,011	5,178	3,594	3,755
01505634	Youth Sports	52159	Other Professional Services	6,236	8,249	0	2,000
01505634	Youth Sports	52300	Training/Travel/Meetings	0	10	0	0
			Contractual Services Total	6,236	8,259	0	2,000
01505634	Youth Sports	54340	Supplies - Operational	9,214	8,541	8,405	9,275
			Commodities Total	9,214	8,541	8,405	9,275
			Org Total	18,461	21,978	11,999	15,030
01505635	Arts & Crafts	51100	Regular Salary/Wages	0	811	6,365	6,643
01505635	Arts & Crafts	51505	FICA/OADSI	0	50	395	412
01505635	Arts & Crafts	51510	FICA/MD	0	12	92	96
01505635	Arts & Crafts	51540	Workers Compensation	0	6	50	62
01505635	Arts & Crafts	51545	Unemployment	0	1	18	19
01505635	Arts & Crafts	51570	Employee Assistance Program	0	0	30	30
			Personal Services Total	0	880	6,950	7,262
01505635	Arts & Crafts	52159	Other Professional Services	120	120	2,071	2,071
			Contractual Services Total	120	120	2,071	2,071
01505635	Arts & Crafts	54340	Supplies - Operational	121	637	2,846	2,846
			Commodities Total	121	637	2,846	2,846
			Org Total	241	1,637	11,867	12,179
01505636	Camps & Shows	51100	Regular Salary/Wages	4,285	2,911	17,976	6,371
01505636	Camps & Shows	51110	Overtime/Shift/Hazard	201	344	0	0
01505636	Camps & Shows	51505	FICA/OADSI	278	202	1,115	395
01505636	Camps & Shows	51510	FICA/MD	65	47	261	92
01505636	Camps & Shows	51515	Employers KPERS	96	48	0	0
01505636	Camps & Shows	51530	Pension Plan	65	29	0	0

ORG	ORG DESCRIPTION	OBJ	DESCRIPTION	2018 ACTUAL	2019 ACTUAL	2020 Revised BUDGET	2021 BUDGET
01505636	Camps & Shows	51540	Workers Compensation	36	26	142	60
01505636	Camps & Shows	51545	Unemployment	7	3	50	18
01505636	Camps & Shows	51570	Employee Assistance Program	1	0	60	30
			Personal Services Total	5,034	3,610	19,604	6,966
01505636	Camps & Shows	52159	Other Professional Services	1,195	3,525	4,000	4,000
			Contractual Services Total	1,195	3,525	4,000	4,000
01505636	Camps & Shows	54340	Supplies - Operational	1,032	3,383	7,300	7,300
01505636	Camps & Shows	54342	Supplies - Other/misc	0	0	450	450
			Commodities Total	1,032	3,383	7,750	7,750
			Org Total	7,261	10,518	31,354	18,716
01506637	Arts Council	52159	Other Professional Services	19,295	18,064	25,325	25,325
01506637	Arts Council	52164	Performer/Entertainer	0	3,130	0	0
			Contractual Services Total	19,295	21,194	25,325	25,325
01506637	Arts Council	54340	Supplies - Operational	636	404	2,625	2,625
01506637	Arts Council	54342	Supplies - Other/misc	0	0	0	0
			Commodities Total	636	404	2,625	2,625
01506637	Arts Council	70100	Transfers	100	0	0	0
			Transfers Out Total	100	0	0	0
			Org Total	20,031	21,598	27,950	27,950
01506638	Prog Cook	52159	Other Professional Services	0	0	3,000	3,000
			Contractual Services Total	0	0	3,000	3,000
01506638	Prog Cook	54340	Supplies - Operational	16	0	250	250
			Commodities Total	16	0	250	250
			Org Total	16	0	3,250	3,250
01506640	Prog Dance	51100	Regular Salary/Wages	0	0	0	0
01506640	Prog Dance	51505	FICA/OADSI	0	0	0	0
01506640	Prog Dance	51510	FICA/MD	0	0	0	0
01506640	Prog Dance	51540	Workers Compensation	0	0	0	0
01506640	Prog Dance	51545	Unemployment	0	0	0	0
			Personal Services Total	0	0	0	0
01506640	Prog Dance	54340	Supplies - Operational	55	0	0	0
			Commodities Total	55	0	0	0
			Org Total	55	0	0	0
01506654	Get Outdoors	52159	Other Professional Services	0	0	340	340
01506654	Get Outdoors	52800	Advertising/Publications	0	0	400	400
			Contractual Services Total	0	0	740	740
01506654	Get Outdoors	54340	Supplies - Operational	422	657	1,750	1,750
			Commodities Total	422	657	1,750	1,750
			Org Total	422	657	2,490	2,490
01506655	Art & Wine Fair	52159	Other Professional Services	14,594	13,435	10,200	10,200
01506655	Art & Wine Fair	52164	Performer/Entertainer	0	2,043	3,000	3,000
01506655	Art & Wine Fair	52303	Meals/Food/Refreshments	307	0	400	400
01506655	Art & Wine Fair	52620	Rents/Leases	10,317	10,964	12,170	12,170
01506655	Art & Wine Fair	52800	Advertising/Publications	3,541	5,030	2,100	2,100
01506655	Art & Wine Fair	52820	Dues/Memberships	0	0	1,500	1,500
01506655	Art & Wine Fair	52850	Postage/Shipping	0	0	1,075	1,075
			Contractual Services Total	28,759	31,472	30,445	30,445
01506655	Art & Wine Fair	54336	Supplies - Office	0	0	150	150
01506655	Art & Wine Fair	54340	Supplies - Operational	1,710	2,987	5,050	5,050

ORG	ORG DESCRIPTION	OBJ	DESCRIPTION	2018	2019	2020	2021
				ACTUAL	ACTUAL	Revised BUDGET	BUDGET
01506655	Art & Wine Fair	54342	Supplies - Other/misc	1,579	1,337	4,067	4,067
01506655	Art & Wine Fair	54430	Merchandise for Resale	3,612	2,920	5,200	5,200
			Commodities Total	6,901	7,244	14,467	14,467
			Org Total	35,660	38,716	44,912	44,912
01506658	Community Symphony	52159	Other Professional Services	7,331	6,224	11,876	8,550
			Contractual Services Total	7,331	6,224	11,876	8,550
			Org Total	7,331	6,224	11,876	8,550
01507642	Programs - Nature	51100	Regular Salary/Wages	64,151	66,680	72,478	73,179
01507642	Programs - Nature	51110	Overtime/Shift/Hazard	50	238	0	0
01507642	Programs - Nature	51120	Allowances	914	914	910	910
01507642	Programs - Nature	51505	FICA/OADSI	3,808	3,940	4,550	4,593
01507642	Programs - Nature	51510	FICA/MD	891	921	1,064	1,074
01507642	Programs - Nature	51515	Employers KPERS	5,612	6,172	6,416	6,626
01507642	Programs - Nature	51530	Pension Plan	3,464	3,730	4,006	4,028
01507642	Programs - Nature	51540	Workers Compensation	504	527	676	692
01507642	Programs - Nature	51545	Unemployment	97	63	200	212
01507642	Programs - Nature	51550	Health Insurance	13,446	11,041	10,000	11,000
01507642	Programs - Nature	51555	Short Term Disability	24	9	32	33
01507642	Programs - Nature	51565	Life Insurance	142	75	168	174
01507642	Programs - Nature	51570	Employee Assistance Program	26	9	60	60
01507642	Programs - Nature	51575	Other Benefits	0	0	0	0
			Personal Services Total	93,129	94,319	100,560	102,581
01507642	Programs - Nature	52159	Other Professional Services	0	0	0	0
01507642	Programs - Nature	52820	Dues/Memberships	55	0	0	0
			Contractual Services Total	55	0	0	0
01507642	Programs - Nature	54340	Supplies - Operational	2,476	11,005	12,935	12,935
01507642	Programs - Nature	54342	Supplies - Other/misc	275	86	0	0
			Commodities Total	2,751	11,091	12,935	12,935
			Org Total	95,935	105,410	113,495	115,516
01507643	Community Gardens	54340	Supplies - Operational	486	461	1,000	1,000
			Commodities Total	486	461	1,000	1,000
			Org Total	486	461	1,000	1,000
01508645	Tennis	52159	Other Professional Services	0	0	5,600	5,600
			Contractual Services Total	0	0	5,600	5,600
01508645	Tennis	54340	Supplies - Operational	0	0	1,200	1,200
			Commodities Total	0	0	1,200	1,200
			Org Total	0	0	6,800	6,800
01509646	Swimming Pools	51100	Regular Salary/Wages	24,097	24,067	32,650	31,020
01509646	Swimming Pools	51110	Overtime/Shift/Hazard	0	275	0	0
01509646	Swimming Pools	51120	Allowances	444	331	455	455
01509646	Swimming Pools	51123	Vacation Final Payout	0	1,272	0	0
01509646	Swimming Pools	51505	FICA/OADSI	1,410	1,544	2,052	1,952
01509646	Swimming Pools	51510	FICA/MD	330	361	480	456
01509646	Swimming Pools	51515	Employers KPERS	2,258	1,809	2,580	2,499
01509646	Swimming Pools	51530	Pension Plan	1,399	-7,041	1,611	1,519
01509646	Swimming Pools	51540	Workers Compensation	58	95	281	310
01509646	Swimming Pools	51545	Unemployment	36	25	90	90
01509646	Swimming Pools	51550	Health Insurance	9,771	5,131	5,000	5,500
01509646	Swimming Pools	51555	Short Term Disability	24	9	16	17
01509646	Swimming Pools	51565	Life Insurance	58	30	68	66
01509646	Swimming Pools	51570	Employee Assistance Program	13	4	45	45
			Personal Services Total	39,898	27,912	45,328	43,929
01509646	Swimming Pools	52159	Other Professional Services	401	198	694	694

ORG	ORG DESCRIPTION	OBJ	DESCRIPTION	2018	2019	2020	2021
				ACTUAL	ACTUAL	Revised BUDGET	BUDGET
01509646	Swimming Pools	52166	Photography Services	0	0	423	423
01509646	Swimming Pools	52300	Training/Travel/Meetings	122	0	0	0
01509646	Swimming Pools	52304	Training/Mtgs - Registration	6,552	8,981	0	5,823
01509646	Swimming Pools	52702	Repair/Maint - Facilities	0	0	259	259
01509646	Swimming Pools	52800	Advertising/Publications	0	0	2,061	2,061
01509646	Swimming Pools	52820	Dues/Memberships	350	0	0	0
			Contractual Services Total	7,425	9,179	3,437	9,260
01509646	Swimming Pools	54340	Supplies - Operational	9,107	584	3,100	3,100
01509646	Swimming Pools	54342	Supplies - Other/misc	110	144	0	0
01509646	Swimming Pools	54430	Merchandise for Resale	0	391	1,500	1,500
			Commodities Total	9,217	1,119	4,600	4,600
			Org Total	56,540	38,210	53,365	57,789
01509647	Ad Astra Pool	51100	Regular Salary/Wages	83,904	86,817	93,848	92,997
01509647	Ad Astra Pool	51110	Overtime/Shift/Hazard	3,830	4,209	0	0
01509647	Ad Astra Pool	51505	FICA/OADSI	5,439	5,645	5,819	5,766
01509647	Ad Astra Pool	51510	FICA/MD	1,272	1,320	1,361	1,349
01509647	Ad Astra Pool	51540	Workers Compensation	694	720	3,062	3,600
01509647	Ad Astra Pool	51545	Unemployment	140	91	247	269
01509647	Ad Astra Pool	51570	Employee Assistance Program	0	0	60	60
			Personal Services Total	95,279	98,802	104,397	104,041
01509647	Ad Astra Pool	52510	Electricity	937	12,585	2,274	2,274
01509647	Ad Astra Pool	52515	Gas	154	362	87	87
01509647	Ad Astra Pool	52530	Telephone	0	0	0	0
01509647	Ad Astra Pool	52535	Trash	0	0	0	0
01509647	Ad Astra Pool	52540	Wastewater	6,281	1,573	0	0
01509647	Ad Astra Pool	52545	Water	0	5,252	1,211	1,211
01509647	Ad Astra Pool	52620	Rents/Leases	765	1,979	16,974	16,974
01509647	Ad Astra Pool	52704	Repair/Maint - Equipment	0	0	0	0
01509647	Ad Astra Pool	52800	Advertising/Publications	0	28	2,177	2,177
01509647	Ad Astra Pool	52820	Dues/Memberships	520	585	86	86
			Contractual Services Total	8,657	22,364	22,809	22,809
01509647	Ad Astra Pool	54322	Supplies - Ground	23,606	18,979	24,126	24,126
01509647	Ad Astra Pool	54330	Supplies - Medical (disposable)	0	114	7,770	7,770
01509647	Ad Astra Pool	54336	Supplies - Office	0	0	89	89
01509647	Ad Astra Pool	54340	Supplies - Operational	877	634	2,713	2,713
01509647	Ad Astra Pool	54342	Supplies - Other/misc	89	0	0	0
01509647	Ad Astra Pool	54430	Merchandise for Resale	2,774	2,966	8,599	8,599
01509647	Ad Astra Pool	54442	Uniforms	1,497	1,497	2,497	2,497
			Commodities Total	28,843	24,190	45,794	45,794
			Org Total	132,779	145,356	173,000	172,644
01509648	Flat Rock Creek Pool	51100	Regular Salary/Wages	73,230	74,541	94,536	96,190
01509648	Flat Rock Creek Pool	51110	Overtime/Shift/Hazard	4,473	5,569	0	0
01509648	Flat Rock Creek Pool	51505	FICA/OADSI	4,818	4,970	5,861	5,963
01509648	Flat Rock Creek Pool	51510	FICA/MD	1,127	1,163	1,371	1,395
01509648	Flat Rock Creek Pool	51540	Workers Compensation	615	633	3,084	3,724
01509648	Flat Rock Creek Pool	51545	Unemployment	124	80	261	279
01509648	Flat Rock Creek Pool	51570	Employee Assistance Program	0	0	60	60
			Personal Services Total	84,387	86,956	105,173	107,611
01509648	Flat Rock Creek Pool	52510	Electricity	0	7,771	1,024	1,024
01509648	Flat Rock Creek Pool	52530	Telephone	0	0	745	745
01509648	Flat Rock Creek Pool	52540	Wastewater	838	1,341	0	0
01509648	Flat Rock Creek Pool	52545	Water	0	2,144	899	899
01509648	Flat Rock Creek Pool	52620	Rents/Leases	765	765	0	0
01509648	Flat Rock Creek Pool	52702	Repair/Maint - Facilities	0	0	776	776
01509648	Flat Rock Creek Pool	52704	Repair/Maint - Equipment	0	0	955	955
01509648	Flat Rock Creek Pool	52800	Advertising/Publications	0	28	1,902	1,902
01509648	Flat Rock Creek Pool	52820	Dues/Memberships	520	585	86	86
			Contractual Services Total	2,123	12,634	6,387	6,387

ORG	ORG DESCRIPTION	OBJ	DESCRIPTION	2018	2019	2020	2021
				ACTUAL	ACTUAL	Revised BUDGET	BUDGET
01509648	Flat Rock Creek Pool	54322	Supplies - Ground	20,404	17,719	17,611	17,611
01509648	Flat Rock Creek Pool	54330	Supplies - Medical (disposable)	0	42	1,266	1,266
01509648	Flat Rock Creek Pool	54336	Supplies - Office	0	0	30	30
01509648	Flat Rock Creek Pool	54340	Supplies - Operational	1,098	732	4,809	4,809
01509648	Flat Rock Creek Pool	54430	Merchandise for Resale	3,192	2,917	4,857	4,857
01509648	Flat Rock Creek Pool	54442	Uniforms	1,117	1,241	1,117	1,117
			Commodities Total	25,811	22,651	29,690	29,690
			Org Total	112,321	122,241	141,250	143,688
01509649	Indian Trails Pool	51100	Regular Salary/Wages	120,981	124,450	155,134	157,885
01509649	Indian Trails Pool	51110	Overtime/Shift/Hazard	5,254	6,724	0	0
01509649	Indian Trails Pool	51505	FICA/OADSI	7,827	8,139	9,618	9,789
01509649	Indian Trails Pool	51510	FICA/MD	1,830	1,904	2,250	2,289
01509649	Indian Trails Pool	51540	Workers Compensation	997	1,037	5,061	6,113
01509649	Indian Trails Pool	51545	Unemployment	202	131	427	457
01509649	Indian Trails Pool	51570	Employee Assistance Program	0	0	60	60
			Personal Services Total	137,091	142,385	172,550	176,593
01509649	Indian Trails Pool	52510	Electricity	0	23,937	4,224	4,224
01509649	Indian Trails Pool	52515	Gas	170	374	0	0
01509649	Indian Trails Pool	52530	Telephone	0	0	728	728
01509649	Indian Trails Pool	52535	Trash	0	0	77	77
01509649	Indian Trails Pool	52540	Wastewater	7,690	10,075	0	0
01509649	Indian Trails Pool	52545	Water	0	19,147	2,406	2,406
01509649	Indian Trails Pool	52620	Rents/Leases	765	765	0	0
01509649	Indian Trails Pool	52704	Repair/Maint - Equipment	0	0	955	955
01509649	Indian Trails Pool	52800	Advertising/Publications	0	29	2,482	2,482
01509649	Indian Trails Pool	52820	Dues/Memberships	520	585	86	86
			Contractual Services Total	9,145	54,912	10,958	10,958
01509649	Indian Trails Pool	54110	Equipment - Other Minor	0	0	4,568	4,568
01509649	Indian Trails Pool	54322	Supplies - Ground	27,957	25,450	23,691	23,691
01509649	Indian Trails Pool	54330	Supplies - Medical (disposable)	0	626	7,657	7,657
01509649	Indian Trails Pool	54336	Supplies - Office	65	0	166	166
01509649	Indian Trails Pool	54340	Supplies - Operational	1,647	1,010	2,084	2,084
01509649	Indian Trails Pool	54430	Merchandise for Resale	6,044	6,356	10,554	10,554
01509649	Indian Trails Pool	54442	Uniforms	2,220	2,505	2,505	2,505
			Commodities Total	37,933	35,947	51,225	51,225
			Org Total	184,169	233,244	234,733	238,776
01509651	Swim Team	51100	Regular Salary/Wages	7,243	9,089	20,542	20,814
01509651	Swim Team	51110	Overtime/Shift/Hazard	1,453	2,265	0	0
01509651	Swim Team	51505	FICA/OADSI	539	704	1,274	1,290
01509651	Swim Team	51510	FICA/MD	126	165	298	302
01509651	Swim Team	51540	Workers Compensation	69	90	670	195
01509651	Swim Team	51545	Unemployment	14	11	57	60
01509651	Swim Team	51570	Employee Assistance Program	0	0	30	30
			Personal Services Total	9,444	12,324	22,871	22,691
01509651	Swim Team	52159	Other Professional Services	0	0	91	91
01509651	Swim Team	52820	Dues/Memberships	299	299	472	472
			Contractual Services Total	299	299	563	563
01509651	Swim Team	54340	Supplies - Operational	8,571	1,475	2,009	2,009
01509651	Swim Team	54342	Supplies - Other/misc	0	0	0	0
01509651	Swim Team	54430	Merchandise for Resale	0	3,300	1,387	1,387
			Commodities Total	8,571	4,775	3,396	3,396
			Org Total	18,314	17,398	26,830	26,650
02100000	Endowment	54300	Supplies	0	0	0	0
02100000	Endowment	54342	Supplies - Other/misc	0	0	0	0
			Commodities Total	0	0	0	0
02100000	Endowment	70100	Transfers	0	0	0	0

ORG	ORG DESCRIPTION	OBJ	DESCRIPTION	2018 ACTUAL	2019 ACTUAL	2020 Revised BUDGET	2021 BUDGET
			Transfers Out Total	0	0	0	0
Endowment Fund Total				0	0	0	0
03100000	Foundation	54110	Equipment - Other Minor	0	0	0	0
03100000	Foundation	54342	Supplies - Other/misc	3,464	563	0	0
			Commodities Total	3,464	563	0	0
Foundation Fund Total				3,464	563	0	0
Parks & Recreation Total				6,248,740	6,523,882	7,279,908	7,515,885
General Fund Total				79,464,269	80,412,192	80,607,273	110,852,831
05700000	GO Bonds (for 2020 Series)	60105	Interest	0	0	0	13,125
05700000	GO Bonds (for 2020 Series)	60210	Principal Redemption	0	0	0	20,552
			Debt Service Total	0	0	0	33,677
05700000	2003A GO Bonds	60105	Interest	11,856	0	0	0
05700000	2003A GO Bonds	60210	Principal Redemption	237,125	0	0	0
			Debt Service Total	248,981	0	0	0
05700000	2006E GO Bonds	60105	Interest	20,491	0	0	0
05700000	2006E GO Bonds	60210	Principal Redemption	50,000	0	0	0
			Debt Service Total	70,491	0	0	0
05700000	2007B GO Bonds	60105	Interest	97,000	0	0	0
05700000	2007B GO Bonds	60210	Principal Redemption	350,000	0	0	0
			Debt Service Total	447,000	0	0	0
05700000	2008B Special Assessment	60105	Interest	75,525	0	0	0
05700000	2008B Special Assessment	60210	Principal Redemption	325,000	0	0	0
			Debt Service Total	400,525	0	0	0
05700000	2008B TIF	60105	Interest	235,550	0	0	0
05700000	2008B TIF	60210	Principal Redemption	775,000	0	0	0
			Debt Service Total	1,010,550	0	0	0
05700000	2009A GO Bonds	60105	Interest	32,130	23,203	0	0
05700000	2009A GO Bonds	60210	Principal Redemption	280,000	670,000	0	0
			Debt Service Total	312,130	693,203	0	0
05700000	2010B GO Bonds	60105	Interest	127,169	118,169	106,768	94,968
05700000	2010B GO Bonds	60210	Principal Redemption	300,000	285,000	295,000	315,000
			Debt Service Total	427,169	403,169	401,768	409,968
05700000	2010B Special Assessment	60105	Interest	123,350	111,800	96,000	79,400
05700000	2010B Special Assessment	60210	Principal Redemption	385,000	395,000	415,000	430,000
			Debt Service Total	508,350	506,800	511,000	509,400
05700000	2010C GO Refunding Bonds	60105	Interest	124,660	0	0	0
05700000	2010C GO Refunding Bonds	60210	Principal Redemption	2,493,200	0	0	0
			Debt Service Total	2,617,860	0	0	0
05700000	2011A GO Bonds	60105	Interest	62,250	47,100	31,500	15,900
05700000	2011A GO Bonds	60210	Principal Redemption	505,000	520,000	520,000	530,000
			Debt Service Total	567,250	567,100	551,500	545,900
05700000	2012A GO Bonds	60105	Interest	52,912	44,025	35,025	25,800
05700000	2012A GO Bonds	60210	Principal Redemption	395,000	400,000	410,000	425,000
			Debt Service Total	447,912	444,025	445,025	450,800
05700000	2012A Special Assessment	60105	Interest	214,531	205,419	196,532	187,418
05700000	2012A Special Assessment	60210	Principal Redemption	405,000	395,000	405,000	415,000
			Debt Service Total	619,531	600,419	601,532	602,418

ORG	ORG DESCRIPTION	OBJ	DESCRIPTION	2018 ACTUAL	2019 ACTUAL	2020 Revised BUDGET	2021 BUDGET
05700000	2013A GO Bonds	60105	Interest	68,550	61,050	49,500	37,650
05700000	2013A GO Bonds	60210	Principal Redemption	375,000	385,000	395,000	405,000
			Debt Service Total	<u>443,550</u>	<u>446,050</u>	<u>444,500</u>	<u>442,650</u>
05700000	2013A Special Assessment	60105	Interest	19,625	18,625	17,125	15,625
05700000	2013A Special Assessment	60210	Principal Redemption	50,000	50,000	50,000	50,000
			Debt Service Total	<u>69,625</u>	<u>68,625</u>	<u>67,125</u>	<u>65,625</u>
05700000	2014A GO Bonds	60105	Interest	265,444	245,544	225,244	173,494
05700000	2014A GO Bonds	60210	Principal Redemption	995,000	1,015,000	1,035,000	1,085,000
			Debt Service Total	<u>1,260,444</u>	<u>1,260,544</u>	<u>1,260,244</u>	<u>1,258,494</u>
05700000	2014B GO Refunding Bonds	60105	Interest	161,250	119,750	75,500	29,000
05700000	2014B GO Refunding Bonds	60210	Principal Redemption	830,000	885,000	930,000	580,000
			Debt Service Total	<u>991,250</u>	<u>1,004,750</u>	<u>1,005,500</u>	<u>609,000</u>
05700000	2015A GO Bonds	60105	Interest	420,575	390,325	358,575	325,075
05700000	2015A GO Bonds	60210	Principal Redemption	605,000	635,000	670,000	705,000
			Debt Service Total	<u>1,025,575</u>	<u>1,025,325</u>	<u>1,028,575</u>	<u>1,030,075</u>
05700000	2015A Special Assessment	60105	Interest	140,000	129,000	117,250	105,000
05700000	2015A Special Assessment	60210	Principal Redemption	220,000	235,000	245,000	255,000
			Debt Service Total	<u>360,000</u>	<u>364,000</u>	<u>362,250</u>	<u>360,000</u>
05700000	2015A Refunding Bonds	60105	Interest	173,600	155,350	136,100	115,850
05700000	2015A Refunding Bonds	60210	Principal Redemption	365,000	385,000	405,000	415,000
			Debt Service Total	<u>538,600</u>	<u>540,350</u>	<u>541,100</u>	<u>530,850</u>
05700000	2015B Civic Center Bonds	60105	Interest	567,738	567,738	535,488	501,488
05700000	2015B Civic Center Bonds	60210	Principal Redemption	0	645,000	680,000	715,000
			Debt Service Total	<u>567,738</u>	<u>1,212,738</u>	<u>1,215,488</u>	<u>1,216,488</u>
05700000	2018A GO Bonds	60105	Interest	-152	340,613	259,550	187,550
05700000	2018A GO Bonds	60210	Principal Redemption	0	1,360,000	1,440,000	1,520,000
			Debt Service Total	<u>-152</u>	<u>1,700,613</u>	<u>1,699,550</u>	<u>1,707,550</u>
05700000	2018A Special Assessment	60105	Interest	0	231,022	210,530	198,282
05700000	2018A Special Assessment	60210	Principal Redemption	0	225,000	245,000	255,000
			Debt Service Total	<u>0</u>	<u>456,022</u>	<u>455,530</u>	<u>453,282</u>
05700000	2018 C GO Bonds	60105	Interest	0	486,872	592,250	566,000
05700000	2018C GO Bonds	60210	Principal Redemption	0	630,000	525,000	550,000
			Debt Service Total	<u>0</u>	<u>1,116,872</u>	<u>1,117,250</u>	<u>1,116,000</u>
05700000	2019C Bonds	60105	Interest	0	0	104,001	95,075
05700000	2019C Bonds	60210	Principal Redemption	0	0	90,000	100,000
			Debt Service Total	<u>0</u>	<u>0</u>	<u>194,001</u>	<u>195,075</u>
05700000	2019C Special Assessment	60105	Interest	0	0	171,615	153,313
05700000	2019C Special Assessment	60210	Principal Redemption	0	0	220,000	240,000
			Debt Service Total	<u>0</u>	<u>0</u>	<u>391,615</u>	<u>393,313</u>
05700000	Debt Service	70100	Transfers	0	0	830,000	1,040,461
05700000	Debt Service	70500	Fund Balance Reserve	0	0	0	3,768,170
			Transfers Out Total	<u>0</u>	<u>0</u>	<u>830,000</u>	<u>4,808,631</u>
			Org Total	12,934,379	12,410,605	13,123,553	16,739,196
06700000	TIF Debt Service	52100	Services	7,204	7,284	0	0
			Contractual Services Total	<u>7,204</u>	<u>7,284</u>	<u>0</u>	<u>0</u>
06700000	TIF Debt Service	60105	Interest	59,993	66,282	240,486	244,000
06700000	TIF Debt Service	60210	Principal Redemption	180,007	168,718	0	0
			Debt Service Total	<u>240,000</u>	<u>235,000</u>	<u>240,486</u>	<u>244,000</u>
			Org Total	247,204	242,284	240,486	244,000

ORG	ORG DESCRIPTION	OBJ	DESCRIPTION	2018 ACTUAL	2019 ACTUAL	2020 Revised BUDGET	2021 BUDGET
Debt Service Funds Total				13,181,583	12,652,889	13,364,039	16,983,196
25401502	Special Highway - Streets	70100	Transfers	1,448,604	1,491,295	1,460,550	1,210,000
25401502	Special Highway - Streets	70500	Fund Balance Reserve	0	0	0	388,135
Transfers Out Total				1,448,604	1,491,295	1,460,550	1,598,135
Special Highway Fund Total				1,448,604	1,491,295	1,460,550	1,598,135
26350000	Drug & Alcohol Awareness	52159	Other Professional Services	19,425	36,175	70,000	70,000
26350000	Drug & Alcohol Awareness	52160	Payments To Other Agencies	130,500	130,500	135,000	135,000
Contractual Services Total				149,925	166,675	205,000	205,000
26350000	Drug & Alcohol Awareness	54342	Supplies - Other/misc	30,062	35,981	30,000	30,000
Commodities Total				30,062	35,981	30,000	30,000
26350000	Drug & Alcohol Awareness	70100	Transfers	52,189	44,577	0	0
26350000	Drug & Alcohol Awareness	70500	Fund Balance Reserve	0	0	0	316,700
Transfers Out Total				52,189	44,577	0	316,700
Special Alcohol Fund Total				232,176	247,233	235,000	551,700
27501000	Special Parks & Recreation	70100	Transfers	280,572	326,562	78,000	78,000
27501000	Special Parks & Recreation	70500	Fund Balance Reserve	0	0	0	72,748
Transfers Out Total				280,572	326,562	78,000	150,748
Special Parks & Rec. Fund Total				280,572	326,562	78,000	150,748
28054000	Economic Development - CVB	52120	Convention & Visitors Bureau	220,000	270,000	270,000	270,000
28054000	Economic Development - CVB	52160	Payments To Other Agencies	0	0	0	0
Contractual Services Total				220,000	270,000	270,000	270,000
Org Total				220,000	270,000	270,000	270,000
28055000	Economic Development - EDC	52124	Economic Development Council	335,000	335,000	335,000	335,000
28055000	Economic Development - EDC	52160	Payments To Other Agencies	0	0	0	0
Contractual Services Total				335,000	335,000	335,000	335,000
Org Total				335,000	335,000	335,000	335,000
28056000	Economic Development - Other	52800	Advertising/Publications	0	8,320	0	0
28056000	Economic Development - Other	52820	Dues/Memberships	0	1,500	1,925	1,925
Contractual Services Total				0	9,820	1,925	1,925
28056000	Economic Development - Other	55340	Streets	0	26,143	0	0
28056000	Economic Development - Other	55810	Economic Development	90,000	80,000	0	0
Capital Total				90,000	106,143	0	0
28056000	Economic Development - Other	60105	Interest	116,506	113,306	110,106	101,856
28056000	Economic Development - Other	60210	Principal Redemption	160,000	160,000	165,000	175,000
Debt Service Total				276,506	273,306	275,106	276,856
28056000	Economic Development - Other	70100	Transfers	178,470	172,710	22,000	0
28056000	Economic Development - Other	70500	Fund Balance Reserve	0	0	0	1,296,075
Transfers Out Total				178,470	172,710	22,000	1,296,075
Org Total				544,976	561,979	299,031	1,574,856
28500652	Legler Barn	51100	Regular Salary/Wages	10,058	9,559	32,924	34,360
28500652	Legler Barn	51505	FICA/OADSI	624	593	2,041	2,130
28500652	Legler Barn	51510	FICA/MD	146	139	477	498
28500652	Legler Barn	51515	Employers KPERS	10	11	0	0

ORG	ORG DESCRIPTION	OBJ	DESCRIPTION	2018 ACTUAL	2019 ACTUAL	2020 Revised BUDGET	2021 BUDGET
28500652	Legler Barn	51530	Pension Plan	6	7	0	0
28500652	Legler Barn	51540	Workers Compensation	25	23	79	98
28500652	Legler Barn	51545	Unemployment	16	9	91	99
28500652	Legler Barn	51570	Employee Assistance Program	0	0	30	30
			Personal Services Total	10,885	10,341	35,642	37,215
28500652	Legler Barn	52159	Other Professional Services	3,139	2,989	4,000	4,000
28500652	Legler Barn	52166	Photography Services	0	0	0	0
28500652	Legler Barn	52300	Training/Travel/Meetings	0	0	0	0
28500652	Legler Barn	52320	Training/Mtgs - Hosted by City	0	0	0	0
28500652	Legler Barn	52530	Telephone	0	0	0	0
28500652	Legler Barn	52800	Advertising/Publications	545	726	3,748	3,748
28500652	Legler Barn	52850	Postage/Shipping	0	0	0	0
			Contractual Services Total	3,684	3,715	7,748	7,748
28500652	Legler Barn	54322	Supplies - Ground	0	0	0	0
28500652	Legler Barn	54336	Supplies - Office	0	0	0	0
28500652	Legler Barn	54340	Supplies - Operational	0	0	2,400	2,400
			Commodities Total	0	0	2,400	2,400
			Org Total	14,569	14,056	45,790	47,363
			Tourism & Convention Fund Total	1,114,545	1,181,035	949,821	2,227,219
40501703	PRIF Zone 1	70100	Transfers	0	0	225,000	225,000
40501703	PRIF Zone 1	70500	Fund Balance Reserve	0	0	0	644,420
			Transfers Out Total	0	0	225,000	869,420
40501709	PRIF Zone 1	55302	Art	0	0	0	0
			Capital Total	0	0	0	0
			PRIF Zone 1 Fund Total	0	0	225,000	869,420
41501704	PRIF Zone 2	70100	Transfers	0	0	100,000	100,000
41501704	PRIF Zone 2	70500	Fund Balance Reserve	0	0	0	713,768
			Transfers Out Total	0	0	100,000	813,768
41501710	PRIF Zone 2	52159	Other Professional Services	0	0	0	0
			Contractual Services Total	0	0	0	0
41501710	PRIF Zone 2	54342	Supplies - Other/misc	0	0	0	0
			Commodities Total	0	0	0	0
			PRIF Zone 2 Fund Total	0	0	100,000	813,768
42501705	PRIF Zone 3	70100	Transfers	0	0	100,000	100,000
42501705	PRIF Zone 3	70500	Fund Balance Reserve	0	0	0	701,671
			Transfers Out Total	0	0	100,000	801,671
			PRIF Zone 3 Fund Total	0	0	100,000	801,671
43501706	Street Tree Zone 1	54322	Supplies - Ground	572	2,547	10,000	10,000
			Commodities Total	572	2,547	10,000	10,000
43501706	Street Tree Zone 1	70500	Fund Balance Reserve	0	0	0	107,767
			Transfers Out Total	0	0	0	107,767
			Street Tree Zone 1 Fund Total	572	2,547	10,000	117,767
44501707	Street Tree Zone 2	54322	Supplies - Ground	26,240	18,830	50,000	50,000
			Commodities Total	26,240	18,830	50,000	50,000
44501707	Street Tree Zone 2	70500	Fund Balance Reserve	0	0	0	182,581
			Transfers Out Total	0	0	0	182,581
			Street Tree Zone 2 Fund Total	26,240	18,830	50,000	232,581

ORG	ORG DESCRIPTION	OBJ	DESCRIPTION	2018 ACTUAL	2019 ACTUAL	2020 Revised BUDGET	2021 BUDGET
45501708	Street Tree Zone 3	54322	Supplies - Ground Commodities Total	47,930 47,930	44,041 44,041	30,000 30,000	30,000 30,000
45501708	Street Tree Zone 3	70500	Fund Balance Reserve Transfers Out Total	0 0	0 0	0 0	150,040 150,040
Street Tree Zone 3 Fund Total				47,930	44,041	30,000	180,040
46402000	TIP Zone 1	55340	Streets Commodities Total	14,000 14,000	0 0	0 0	0 0
46402000	TIP Zone 1	70100	Transfers	0	360,228	320,000	320,000
46402000	TIP Zone 1	70500	Fund Balance Reserve Transfers Out Total	0 0	0 360,228	0 320,000	1,530,963 1,850,963
TIP Zone 1 Fund Total				14,000	360,228	320,000	1,850,963
47402000	TIP Zone 2	70100	Transfers	291,572	152,678	225,000	225,000
47402000	TIP Zone 2	70500	Fund Balance Reserve Transfers Out Total	0 291,572	0 152,678	0 225,000	426,456 651,456
TIP Zone 2 Fund Total				291,572	152,678	225,000	651,456
48402000	TIP Zone 3	70100	Transfers	0	0	150,000	150,000
48402000	TIP Zone 3	70500	Fund Balance Reserve Transfers Out Total	0 0	0 0	0 150,000	751,878 901,878
TIP Zone 3 Fund Total				0	0	150,000	901,878
50052000	Economic Development - NRD	52159	Other Professional Services	0	0	0	0
50052000	Economic Development - NRD	52846	NRD Rebate Contractual Services Total	206,576 206,576	245,820 245,820	350,000 350,000	350,000 350,000
50052000	Economic Development - NRD	54110	Equipment - Other Minor Commodities Total	0 0	0 0	0 0	0 0
50052000	Economic Development - NRD	70500	Fund Balance Reserve Transfers Out Total	0 0	0 0	0 0	350,292 350,292
NRD Fund Total				206,576	245,820	350,000	700,292
51053000	Economic Development - TIF	55810	Economic Development Capital Total	3,070,254 3,070,254	2,720,195 2,720,195	7,330,165 7,330,165	8,645,555 8,645,555
51053000	Economic Development - TIF	70100	Transfers	1,533,321	1,080,312	36,835	43,445
51053000	Economic Development - TIF	70500	Fund Balance Reserve Transfers Out Total	0 1,533,321	0 1,080,312	0 36,835	1,759,907 1,803,352
City Center TIF Fund Total				4,603,575	3,800,507	7,367,000	10,448,907
52053000	Economic Development - TIF	70100	Transfers Transfers Out Total	246,202 246,202	240,486 240,486	0 0	0 0
City Center East TIF Fund Total				246,202	240,486	0	0
53053000	Economic Development - TIF	55810	Economic Development Capital Total	1,585,666 1,585,666	1,853,938 1,853,938	3,091,465 3,091,465	3,626,775 3,626,775
53053000	Economic Development - TIF	70100	Transfers	3,507	4,340	15,535	18,225
53053000	Economic Development - TIF	70500	Fund Balance Reserve Transfers Out Total	0 3,507	0 4,340	0 15,535	97,626 115,851
Mining TIF Fund Total				1,589,173	1,858,278	3,107,000	3,742,626
54053000	Economic Development - TIF	55810	Economic Development	518,599	899,091	1,117,385	1,285,540

ORG	ORG DESCRIPTION	OBJ	DESCRIPTION	2018	2019	2020	2021
				ACTUAL	ACTUAL	Revised BUDGET	BUDGET
			Capital Total	518,599	899,091	1,117,385	1,285,540
54053000	Economic Development - TIF	70100	Transfers	11,343	804,495	5,615	6,460
54053000	Economic Development - TIF	70500	Fund Balance Reserve	0		0	995,682
			Transfers Out Total	11,343	804,495	5,615	1,002,142
Ridgeview Mining TIF Fund Total				529,942	1,703,586	1,123,000	2,287,682
56051000	Economic Development - CID	55810	Economic Development	484,555	646,833	643,500	693,000
			Capital Total	484,555	646,833	643,500	693,000
56051000	Economic Development - CID	70100	Transfers	4,895	6,534	6,500	7,000
56051000	Economic Development - CID	70500	Fund Balance Reserve	0	0	0	142,181
			Transfers Out Total	4,895	6,534	6,500	149,181
Orchard Corners CID Fund Total				489,450	653,367	650,000	842,181
57051000	Economic Development - CID	55810	Economic Development	95,352	93,210	108,900	123,750
			Capital Total	95,352	93,210	108,900	123,750
57051000	Economic Development - CID	70100	Transfers	963	942	1,100	1,250
57051000	Economic Development - CID	70500	Fund Balance Reserve	0	0	0	20,410
			Transfers Out Total	963	942	1,100	21,660
Prairie Creek CID Fund Total				96,315	94,152	110,000	145,410
58051000	Economic Development - CID	55810	Economic Development	38,317	35,000	51,480	51,480
			Capital Total	38,317	35,000	51,480	51,480
58051000	Economic Development - CID	70100	Transfers	387	354	520	520
58051000	Economic Development - CID	70500	Fund Balance Reserve	0	0	0	7,115
			Transfers Out Total	387	354	520	7,635
Quivira 95 CID Fund Total				38,704	35,354	52,000	59,115
59051000	Economic Development - CID	55810	Economic Development	60,096	68,097	69,300	79,200
			Capital Total	60,096	68,097	69,300	79,200
59051000	Economic Development - CID	70100	Transfers	607	688	700	800
59051000	Economic Development - CID	70500	Fund Balance Reserve	0	0	0	10,594
			Transfers Out Total	607	688	700	11,394
Greystone Plaza CID Fund Total				60,703	68,785	70,000	90,594
61051000	Economic Development - CID	55810	Economic Development	51,044	0	19,800	19,800
			Capital Total	51,044	0	19,800	19,800
61051000	Economic Development - CID	70100	Transfers	-94	19	200	200
61051000	Economic Development - CID	70500	Fund Balance Reserve	0	0	0	25,931
			Transfers Out Total	-94	19	200	26,131
City Center East #1 CID Fund Total				50,950	19	20,000	45,931
62051000	Economic Development - CID	55810	Economic Development	27,588	-9,048	89,100	108,900
			Capital Total	27,588	-9,048	89,100	108,900
62051000	Economic Development - CID	70100	Transfers	279	488	900	1,100
62051000	Economic Development - CID	70500	Fund Balance Reserve	0	0	0	241,092
			Transfers Out Total	279	488	900	242,192
City Center East #2 CID Fund Total				27,867	-8,560	90,000	351,092
63053000	Economic Development - TIF	55810	Economic Development	35,534	243,859	1,283,550	1,633,790
			Capital Total	35,534	243,859	1,283,550	1,633,790
63053000	Economic Development - TIF	70100	Transfers	179	525,171	6,450	8,210

ORG	ORG DESCRIPTION	OBJ	DESCRIPTION	2018 ACTUAL	2019 ACTUAL	2020 Revised BUDGET	2021 BUDGET
63053000	Economic Development - CID	70500	Fund Balance Reserve	0	0	0	777,127
			Transfers Out Total	179	525,171	6,450	785,337
I-35 & 95th Street TIF Fund Total				35,713	769,030	1,290,000	2,419,127
64051000	Economic Development - CID	55810	Economic Development	45,985	48,700	54,450	59,400
			Capital Total	45,985	48,700	54,450	59,400
64051000	Economic Development - CID	70100	Transfers	465	492	550	600
64051000	Economic Development - CID	70500	Fund Balance Reserve	0	0	0	7,092
			Transfers Out Total	465	492	550	7,692
SpringHill Suites CID Fund Total				46,450	49,192	55,000	67,092
65051000	Economic Development - CID	55810	Economic Development	0	36,612	23,760	29,700
			Capital Total	0	36,612	23,760	29,700
65051000	Economic Development - CID	70100	Transfers	0	370	240	300
65051000	Economic Development - CID	70500	Fund Balance Reserve	0	0	0	2,882
			Transfers Out Total	0	370	240	3,182
Candlewood Suites CID Fund Total				0	36,982	24,000	32,882
66051000	Economic Development - TIF	55810	Economic Development	0	48,219	29,700	34,650
			Capital Total	0	48,219	29,700	34,650
66051000	Economic Development - TIF	70100	Transfers	0	487	300	350
66051000	Economic Development - CID	70500	Fund Balance Reserve	0	0	0	3,473
			Transfers Out Total	0	487	300	3,823
Holiday Inn Express CID Fund Total				0	48,706	30,000	38,473
67051000	Economic Development - TIF	55810	Economic Development	0	0	277,200	277,200
			Capital Total	0	0	277,200	277,200
67051000	Economic Development - TIF	70100	Transfers	0	0	2,800	2,800
			Transfers Out Total	0	0	2,800	2,800
Sonoma Plaza CID Fund Total				0	0	280,000	280,000
68051000	Economic Development - TIF	55810	Economic Development	0	0	49,500	49,500
			Capital Total	0	0	49,500	49,500
68051000	Economic Development - TIF	70100	Transfers	0	0	500	500
68051000	Economic Development - TIF	70500	Fund Balance Reserve	0	0	0	6,132
			Transfers Out Total	0	0	500	6,632
City Center Area E CID Fund Total				0	0	50,000	56,132
69051000	Economic Development - TIF	55810	Economic Development	0	0	0	203,940
			Capital Total	0	0	0	203,940
69051000	Economic Development - TIF	70100	Transfers	0	0	0	2,060
			Transfers Out Total	0	0	0	2,060
Lenexa Point CID Fund Total				0	0	0	206,000
80405000	Stormwater Administration	51100	Regular Salary/Wages	75,989	84,738	145,577	136,204
80405000	Stormwater Administration	51110	Overtime/Shift/Hazard	0	73	0	0
80405000	Stormwater Administration	51120	Allowances	314	307	2,128	2,231
80405000	Stormwater Administration	51505	FICA/OADSI	4,357	4,799	9,158	8,584
80405000	Stormwater Administration	51510	FICA/MD	1,065	1,195	2,141	2,007
80405000	Stormwater Administration	51515	Employers KPERS	7,145	8,452	14,195	13,664
80405000	Stormwater Administration	51530	Pension Plan	3,588	4,320	8,863	8,305
80405000	Stormwater Administration	51540	Workers Compensation	182	203	397	394
80405000	Stormwater Administration	51545	Unemployment	116	81	401	395

ORG	ORG DESCRIPTION	OBJ	DESCRIPTION	2018	2019	2020	2021
				ACTUAL	ACTUAL	Revised BUDGET	BUDGET
80405000	Stormwater Administration	51550	Health Insurance	11,059	9,404	16,500	18,150
80405000	Stormwater Administration	51555	Short Term Disability	36	15	53	54
80405000	Stormwater Administration	51565	Life Insurance	182	102	372	360
80405000	Stormwater Administration	51570	Employee Assistance Program	20	7	50	50
			Personal Services Total	104,053	113,696	199,835	190,398
80405000	Stormwater Administration	52126	Engineering - Design	14,082	39,358	30,000	30,000
80405000	Stormwater Administration	52159	Other Professional Services	12,629	9,781	51,800	51,800
80405000	Stormwater Administration	52160	Payments To Other Agencies	106	4,060	20,000	20,000
80405000	Stormwater Administration	52302	Training/Travel/Mtgs - Per Diem	682	0	2,700	2,700
80405000	Stormwater Administration	52303	Meals/Food/Refreshments	134	0	2,100	2,100
80405000	Stormwater Administration	52304	Training/Mtgs - Registration	6,534	1,649	2,400	2,400
80405000	Stormwater Administration	52306	Training/Travel - Airline	276	0	3,000	3,000
80405000	Stormwater Administration	52310	Training/Travel - Parking	0	30	300	300
80405000	Stormwater Administration	52312	Training/Travel - Taxi	24	0	300	300
80405000	Stormwater Administration	52314	Training/Travel - Tolls	9	0	350	350
80405000	Stormwater Administration	52316	Training/Travel - Lodging	1,236	1,159	3,600	3,600
80405000	Stormwater Administration	52520	Mobile Devices	0	0	4,500	4,500
80405000	Stormwater Administration	52706	Repair/Maint - Automotive	0	0	1,000	1,000
80405000	Stormwater Administration	52800	Advertising/Publications	0	0	250	250
80405000	Stormwater Administration	52810	Copying/Printings Services	0	0	2,000	2,000
80405000	Stormwater Administration	52815	Court/Recording Fees	0	0	250	250
80405000	Stormwater Administration	52820	Dues/Memberships	963	776	2,500	2,500
80405000	Stormwater Administration	52840	Licenses/Certifications	152	0	250	250
80405000	Stormwater Administration	52850	Postage/Shipping	0	0	250	250
			Contractual Services T total	36,827	56,813	127,550	127,550
80405000	Stormwater Administration	54106	Equipment - Field	159	38	2,400	2,400
80405000	Stormwater Administration	54108	Equipment - Office	0	0	1,000	1,000
80405000	Stormwater Administration	54204	Software - Other	750	750	3,500	3,500
80405000	Stormwater Administration	54320	Supplies - Field	0	0	0	0
80405000	Stormwater Administration	54336	Supplies - Office	2,198	0	0	0
80405000	Stormwater Administration	54340	Supplies - Operational	26	0	0	0
80405000	Stormwater Administration	54356	Supplies - Stormwater	2,537	1,837	15,000	15,000
80405000	Stormwater Administration	54442	Uniforms	284	200	0	0
80405000	Stormwater Administration	54444	Uniforms - Boots	149	297	300	300
80405000	Stormwater Administration	54448	Uniforms - Clothing	0	309	1,500	1,500
			Commodities Total	6,103	3,431	23,700	23,700
80405000	Stormwater Administration	60105	Interest	4,846	4,538	17,736	17,736
			Debt Service Total	4,846	4,538	17,736	17,736
80405000	Stormwater Administration	70116	Transfers - Stormwater	1,300,000	2,186,025	1,746,390	1,275,747
80405000	Stormwater Administration	70500	Fund Balance Reserve	0	0	0	3,509,213
			Transfers Out Total	1,300,000	2,186,025	1,746,390	4,784,960
			Org Total	1,451,829	2,364,503	2,115,211	5,144,344
80405500	Stormwater Maintenance	51100	Regular Salary/Wages	645,404	636,017	775,991	752,751
80405500	Stormwater Maintenance	51110	Overtime/Shift/Hazard	11,116	17,031	10,000	10,000
80405500	Stormwater Maintenance	51120	Allowances	1,205	1,839	1,200	3,410
80405500	Stormwater Maintenance	51122	Differential Pay	0	0	0	14,400
80405500	Stormwater Maintenance	51123	Vacation Final Payout	4,984	10,915	0	0
80405500	Stormwater Maintenance	51505	FICA/OADSI	39,002	39,584	48,806	48,397
80405500	Stormwater Maintenance	51510	FICA/MD	9,122	9,257	11,416	11,317
80405500	Stormwater Maintenance	51515	Employers KPERS	62,478	64,254	75,649	77,040
80405500	Stormwater Maintenance	51530	Pension Plan	36,172	33,290	47,231	46,832
80405500	Stormwater Maintenance	51540	Workers Compensation	31,344	31,736	43,775	43,095
80405500	Stormwater Maintenance	51545	Unemployment	999	637	2,138	2,181
80405500	Stormwater Maintenance	51550	Health Insurance	180,375	134,614	170,000	187,000
80405500	Stormwater Maintenance	51555	Short Term Disability	350	137	544	561
80405500	Stormwater Maintenance	51565	Life Insurance	1,601	846	1,984	2,028
80405500	Stormwater Maintenance	51570	Employee Assistance Program	386	132	510	510
80405500	Stormwater Maintenance	51575	Other Benefits	127	200	0	0
			Personal Services Total	1,024,665	980,489	1,189,244	1,199,522
80405500	Stormwater Maintenance	52146	Landfill disposal	2,528	2,761	5,000	5,000

ORG	ORG DESCRIPTION	OBJ	DESCRIPTION	2018	2019	2020	2021
				ACTUAL	ACTUAL	Revised BUDGET	BUDGET
80405500	Stormwater Maintenance	52159	Other Professional Services	179	8,024	3,500	3,500
80405500	Stormwater Maintenance	52302	Training/Travel/Mtgs - Per Diem	376	1,248	1,000	1,000
80405500	Stormwater Maintenance	52303	Meals/Food/Refreshments	328	50	1,000	1,000
80405500	Stormwater Maintenance	52304	Training/Mtgs - Registration	5,323	5,089	4,000	4,000
80405500	Stormwater Maintenance	52306	Training/Travel - Airline	246	222	1,200	1,200
80405500	Stormwater Maintenance	52310	Training/Travel - Parking	0	106	100	100
80405500	Stormwater Maintenance	52312	Training/Travel - Taxi	0	37	200	200
80405500	Stormwater Maintenance	52314	Training/Travel - Tolls	21	8	50	50
80405500	Stormwater Maintenance	52316	Training/Travel - Lodging	893	3,416	3,000	3,000
80405500	Stormwater Maintenance	52320	Training/Mtgs - Hosted by City	35	0	100	100
80405500	Stormwater Maintenance	52322	Training - Materials	44	44	0	0
80405500	Stormwater Maintenance	52620	Rents/Leases	0	3,273	7,000	7,000
80405500	Stormwater Maintenance	52624	Rents - Equipment	947	83	14,000	14,000
80405500	Stormwater Maintenance	52648	Rents - Lease Vehicles	6,991	7,003	0	0
80405500	Stormwater Maintenance	52702	Repair/Maint - Facilities	25	0	400	400
80405500	Stormwater Maintenance	52704	Repair/Maint - Equipment	2,428	1,279	7,000	7,000
80405500	Stormwater Maintenance	52810	Copying/Printings Services	0	0	50	50
80405500	Stormwater Maintenance	52820	Dues/Memberships	752	740	800	800
80405500	Stormwater Maintenance	52850	Postage/Shipping	12	10	200	200
			Contractual Services Total	21,128	33,393	48,600	48,600
80405500	Stormwater Maintenance	54110	Equipment - Other Minor	5,351	4,820	5,000	5,000
80405500	Stormwater Maintenance	54114	Equipment - Tools (hand/power)	4,742	4,147	5,000	5,000
80405500	Stormwater Maintenance	54304	Supplies - Asphalt	0	911	2,000	2,000
80405500	Stormwater Maintenance	54312	Supplies - Concrete	13,910	8,334	18,000	18,000
80405500	Stormwater Maintenance	54316	Supplies - Erosion Control	1,089	928	2,000	2,000
80405500	Stormwater Maintenance	54324	Supplies - Herbicides	3,875	5,050	6,000	6,000
80405500	Stormwater Maintenance	54326	Supplies - Iron/Steel	2,509	0	2,500	2,500
80405500	Stormwater Maintenance	54328	Supplies - Lumber	938	510	1,400	1,400
80405500	Stormwater Maintenance	54334	Supplies - Motor Vehicle	198	42	0	0
80405500	Stormwater Maintenance	54336	Supplies - Office	24	0	0	0
80405500	Stormwater Maintenance	54340	Supplies - Operational	7,579	5,713	9,000	9,000
80405500	Stormwater Maintenance	54342	Supplies - Other/misc	8,397	5,574	12,000	12,000
80405500	Stormwater Maintenance	54344	Supplies - Pipe	4,547	2,013	9,000	9,000
80405500	Stormwater Maintenance	54346	Supplies - Plant Materials	3,782	2,421	4,000	4,000
80405500	Stormwater Maintenance	54350	Supplies - Rock	1,889	2,695	5,000	5,000
80405500	Stormwater Maintenance	54352	Supplies - Soil	1,219	68	2,000	2,000
80405500	Stormwater Maintenance	54356	Supplies - Stormwater	17,401	3,487	20,000	20,000
80405500	Stormwater Maintenance	54358	Supplies - Street	0	97	0	0
80405500	Stormwater Maintenance	54444	Uniforms - Boots	1,885	2,169	2,500	2,500
80405500	Stormwater Maintenance	54446	Uniforms - Jackets/Bibs	2,876	1,217	3,000	3,000
80405500	Stormwater Maintenance	54448	Uniforms - Clothing	3,776	6,038	5,500	5,500
			Commodities Total	85,987	56,234	113,900	113,900
80405500	Stormwater Maintenance	55110	Equipment - Automotive	54,558	115,800	0	0
80405500	Stormwater Maintenance	55115	Equipment - Heavy Motorized	47,406	0	0	0
80405500	Stormwater Maintenance	55125	Equipment - Other Capital	104,248	0	0	0
			Capital Total	206,212	115,800	0	0
			Org Total	1,337,992	1,185,916	1,351,744	1,362,022
80405550	Stormwater Development	51100	Regular Salary/Wages	237,096	245,305	253,339	250,110
80405550	Stormwater Development	51110	Overtime/Shift/Hazard	548	1,486	0	0
80405550	Stormwater Development	51505	FICA/OADSI	13,877	14,338	15,708	15,507
80405550	Stormwater Development	51510	FICA/MD	3,245	3,353	3,674	3,627
80405550	Stormwater Development	51515	Employers KPERS	22,349	24,389	24,346	24,685
80405550	Stormwater Development	51530	Pension Plan	13,837	14,744	15,200	15,007
80405550	Stormwater Development	51540	Workers Compensation	4,959	5,286	6,459	6,386
80405550	Stormwater Development	51545	Unemployment	355	228	698	724
80405550	Stormwater Development	51550	Health Insurance	36,157	33,172	30,000	33,000
80405550	Stormwater Development	51555	Short Term Disability	71	28	96	99
80405550	Stormwater Development	51565	Life Insurance	568	297	639	649
80405550	Stormwater Development	51570	Employee Assistance Program	78	27	90	90
80405550	Stormwater Development	51575	Other Benefits	25	0	0	0
			Personal Services Total	333,165	342,653	350,249	349,884
			Org Total	333,165	342,653	350,249	349,884

ORG	ORG DESCRIPTION	OBJ	DESCRIPTION	2018	2019	2020	2021
				ACTUAL	ACTUAL	Revised BUDGET	BUDGET
80700000	Stormwater Debt Service	60105	Interest	22,194	-26,557	0	98,825
80700000	Stormwater Debt Service	60210	Principal Redemption	0	1,705,000	0	134,749
			Debt Service Total	<u>22,194</u>	<u>1,678,443</u>	<u>0</u>	<u>233,574</u>
80700000	2003A SW Debt Service	60105	Interest	5,644	0	0	0
80700000	2003A SW Debt Service	60210	Principal Redemption	112,875	0	0	0
			Section Total	<u>118,519</u>	<u>0</u>	<u>0</u>	<u>0</u>
80700000	2006E SW Debt Service	60105	Interest	45,266	0	0	0
80700000	2006E SW Debt Service	60210	Principal Redemption	100,000	0	0	0
			Section Total	<u>145,266</u>	<u>0</u>	<u>0</u>	<u>0</u>
80700000	2007B SW Debt Service	60105	Interest	124,500	0	0	0
80700000	2007B SW Debt Service	60210	Principal Redemption	200,000	0	0	0
			Section Total	<u>324,500</u>	<u>0</u>	<u>0</u>	<u>0</u>
80700000	2009A SW Debt Service	60105	Interest	70,273	65,565	0	0
80700000	2009A SW Debt Service	60210	Principal Redemption	140,000	140,000	0	0
			Section Total	<u>210,273</u>	<u>205,565</u>	<u>0</u>	<u>0</u>
80700000	2010B SW Debt Service	60105	Interest	31,063	29,413	27,012	24,612
80700000	2010B SW Debt Service	60210	Principal Redemption	55,000	60,000	60,000	65,000
			Section Total	<u>86,063</u>	<u>89,413</u>	<u>87,012</u>	<u>89,612</u>
80700000	2010B SW Debt Service (SA)	60105	Interest	8,950	6,400	3,200	0
80700000	2010B SW Debt Service (SA)	60210	Principal Redemption	85,000	80,000	80,000	0
			Section Total	<u>93,950</u>	<u>86,400</u>	<u>83,200</u>	<u>0</u>
80700000	2010C SW Debt Service	60105	Interest	59,340	0	0	0
80700000	2010C SW Debt Service	60210	Principal Redemption	1,186,800	0	0	0
			Section Total	<u>1,246,140</u>	<u>0</u>	<u>0</u>	<u>0</u>
80700000	2011A SW Debt Service	60105	Interest	33,119	31,319	29,518	27,718
80700000	2011A SW Debt Service	60210	Principal Redemption	60,000	60,000	60,000	65,000
			Section Total	<u>93,119</u>	<u>91,319</u>	<u>89,518</u>	<u>92,718</u>
80700000	2012A SW Debt Service	60105	Interest	27,644	25,281	22,806	20,218
80700000	2012A SW Debt Service	60210	Principal Redemption	105,000	110,000	115,000	115,000
			Section Total	<u>132,644</u>	<u>135,281</u>	<u>137,806</u>	<u>135,218</u>
80700000	2012B SW Debt Service	60105	Interest	73,150	66,450	56,400	46,050
80700000	2012B SW Debt Service	60210	Principal Redemption	335,000	335,000	345,000	365,000
			Section Total	<u>408,150</u>	<u>401,450</u>	<u>401,400</u>	<u>411,050</u>
80700000	2013A SW Debt Service	60105	Interest	88,256	85,756	82,006	78,106
80700000	2013A SW Debt Service	60210	Principal Redemption	125,000	125,000	130,000	135,000
			Section Total	<u>213,256</u>	<u>210,756</u>	<u>212,006</u>	<u>213,106</u>
80700000	2014A SW Debt Service	60105	Interest	30,506	29,606	28,706	26,456
80700000	2014A SW Debt Service	60210	Principal Redemption	45,000	45,000	45,000	50,000
			Section Total	<u>75,506</u>	<u>74,606</u>	<u>73,706</u>	<u>76,456</u>
80700000	2014B SW Debt Service	60105	Interest	127,563	108,063	88,312	66,812
80700000	2014B SW Debt Service	60210	Principal Redemption	390,000	395,000	430,000	435,000
			Section Total	<u>517,563</u>	<u>503,063</u>	<u>518,312</u>	<u>501,812</u>
80700000	2015A SW Debt Service	60105	Interest	59,700	56,450	53,200	49,700
80700000	2015A SW Debt Service	60210	Principal Redemption	65,000	65,000	70,000	75,000
			Section Total	<u>124,700</u>	<u>121,450</u>	<u>123,200</u>	<u>124,700</u>
80700000	2018A SW Debt Service Rfdng	60105	Interest	0	137,969	117,700	102,450
80700000	2018A SW Debt Service Rfdng	60210	Principal Redemption	0	295,000	305,000	325,000
			Section Total	<u>0</u>	<u>432,969</u>	<u>422,700</u>	<u>427,450</u>
80700000	2018A SW Debt Service (SA)	60105	Interest	0	161,595	148,382	140,882
80700000	2018A SW Debt Service (SA)	60210	Principal Redemption	0	135,000	150,000	155,000

ORG	ORG DESCRIPTION	OBJ	DESCRIPTION	2018	2019	2020	2021
				ACTUAL	ACTUAL	Revised BUDGET	BUDGET
			Section Total	0	296,595	298,382	295,882
80700000	2018A SW Debt Service	60105	Interest	0	91,478	84,070	79,820
80700000	2018A SW Debt Service	60210	Principal Redemption	0	75,000	85,000	90,000
			Section Total	0	166,478	169,070	169,820
80700000	2018C SW Debt Service	60105	Interest	0	36,584	44,619	42,619
80700000	2018C SW Debt Service	60210	Principal Redemption	0	45,000	40,000	40,000
			Section Total	0	81,584	84,619	82,619
80700000	2019C SW Debt Service	60105	Interest	0	0	74,743	68,313
80700000	2019C SW Debt Service	60210	Principal Redemption	0	0	65,000	90,000
			Section Total	0	0	139,743	158,313
Org Total				3,811,843	4,575,372	2,840,674	3,012,330
Adjust from Accrual to Modified				-9,795	39,295	0	0
Stormwater Fund Total				6,925,034	8,507,739	6,657,878	9,868,580
82500001	Rec Center Administration	51100	Regular Salary/Wages	114,080	103,117	93,870	96,533
82500001	Rec Center Administration	51110	Overtime/Shift/Hazard	130	200	0	0
82500001	Rec Center Administration	51120	Allowances	3,163	2,187	2,565	2,565
82500001	Rec Center Administration	51505	FICA/OADSI	6,943	6,064	5,979	6,144
82500001	Rec Center Administration	51510	FICA/MD	1,624	1,418	1,398	1,437
82500001	Rec Center Administration	51515	Employers KPERS	8,645	9,133	9,268	9,781
82500001	Rec Center Administration	51530	Pension Plan	4,447	3,678	5,786	5,946
82500001	Rec Center Administration	51540	Workers Compensation	650	659	726	748
82500001	Rec Center Administration	51545	Unemployment	183	97	259	279
82500001	Rec Center Administration	51550	Health Insurance	31,190	21,069	15,000	16,500
82500001	Rec Center Administration	51555	Short Term Disability	46	19	48	50
82500001	Rec Center Administration	51565	Life Insurance	234	108	243	257
82500001	Rec Center Administration	51570	Employee Assistance Program	43	13	45	45
			Personal Services Total	171,378	147,762	135,187	140,285
82500001	Rec Center Administration	52110	Banking Services	0	0	0	0
82500001	Rec Center Administration	52159	Other Professional Services	3,045	2,368	4,800	4,500
82500001	Rec Center Administration	52168	Pre-employment Screenings	0	0	3,250	0
82500001	Rec Center Administration	52300	Training/Travel/Meetings	6,765	2,517	8,000	2,100
82500001	Rec Center Administration	52302	Training/Travel/Mtgs - Per Diem	0	725	0	600
82500001	Rec Center Administration	52303	Meals/Food/Refreshments	0	59	0	1,700
82500001	Rec Center Administration	52304	Training/Mtgs - Registration	0	1,943	0	0
82500001	Rec Center Administration	52306	Training/Travel - Airline	0	1,107	0	1,000
82500001	Rec Center Administration	52308	Training/Travel - Mileage	0	118	0	100
82500001	Rec Center Administration	52310	Training/Travel - Parking	0	30	0	25
82500001	Rec Center Administration	52312	Training/Travel - Taxi	0	327	0	275
82500001	Rec Center Administration	52314	Training/Travel - Tolls	0	0	0	0
82500001	Rec Center Administration	52316	Training/Travel - Lodging	0	2,375	0	2,100
82500001	Rec Center Administration	52322	Training - Materials	0	0	0	0
82500001	Rec Center Administration	52510	Electricity	118,025	0	0	0
82500001	Rec Center Administration	52515	Gas	18,656	0	0	0
82500001	Rec Center Administration	52540	Wastewater	2,793	0	0	0
82500001	Rec Center Administration	52545	Water	304	0	0	0
82500001	Rec Center Administration	52800	Advertising/Publications	14,505	3,961	25,500	15,500
82500001	Rec Center Administration	52820	Dues/Memberships	175	225	0	0
82500001	Rec Center Administration	52840	Licenses/Certifications	392	1,968	0	0
			Contractual Services Total	164,660	17,723	41,550	27,900
82500001	Rec Center Administration	54336	Supplies - Office	1,524	240	0	0
82500001	Rec Center Administration	54340	Supplies - Operational	0	6,397	17,000	17,000
82500001	Rec Center Administration	54342	Supplies - Other/misc	3,983	4,027	0	0
82500001	Rec Center Administration	54430	Merchandise for Resale	1,520	15,484	10,750	10,750
82500001	Rec Center Administration	54442	Uniforms	22,068	2,471	8,000	8,000
			Commodities Total	29,095	28,619	35,750	35,750
82500001	Rec Center Administration	55305	Building	14,310	7,811	25,000	25,000
			Capital Total	14,310	7,811	25,000	25,000

ORG	ORG DESCRIPTION	OBJ	DESCRIPTION	2018 ACTUAL	2019 ACTUAL	2020 Revised BUDGET	2021 BUDGET
82500001	Rec Center Administration	70500	Fund Balance Reserve	0	0	0	773,261
			Transfers Out Total	0	0	0	773,261
Org Total				379,443	201,915	237,487	1,002,196
82500008	Rec Center Customer Service	51100	Regular Salary/Wages	189,936	237,085	274,053	274,961
82500008	Rec Center Customer Service	51110	Overtime/Shift/Hazard	211	268	0	0
82500008	Rec Center Customer Service	51120	Allowances	791	914	910	910
82500008	Rec Center Customer Service	51505	FICA/OADSI	11,737	14,701	17,048	17,104
82500008	Rec Center Customer Service	51510	FICA/MD	2,745	3,438	3,986	4,001
82500008	Rec Center Customer Service	51515	Employers KPERS	4,589	7,030	8,770	8,739
82500008	Rec Center Customer Service	51530	Pension Plan	2,720	4,170	3,370	3,316
82500008	Rec Center Customer Service	51540	Workers Compensation	808	988	1,109	1,280
82500008	Rec Center Customer Service	51545	Unemployment	294	236	754	796
82500008	Rec Center Customer Service	51550	Health Insurance	5,480	5,746	10,000	11,000
82500008	Rec Center Customer Service	51555	Short Term Disability	20	9	32	33
82500008	Rec Center Customer Service	51565	Life Insurance	102	62	142	143
82500008	Rec Center Customer Service	51570	Employee Assistance Program	31	18	150	150
			Personal Services Total	219,464	274,665	320,324	322,433
82500008	Rec Center Customer Service	52300	Training/Travel/Meetings	431	78	2,000	0
82500008	Rec Center Customer Service	52302	Training/Travel/Mtgs - Per Diem	0	0	0	160
82500008	Rec Center Customer Service	52303	Meals/Food/Refreshments	0	0	0	40
82500008	Rec Center Customer Service	52304	Training/Mtgs - Registration	0	0	0	700
82500008	Rec Center Customer Service	52306	Training/Travel - Airline	0	0	0	500
82500008	Rec Center Customer Service	52312	Training/Travel - Taxi	0	0	0	50
82500008	Rec Center Customer Service	52314	Training/Travel - Tolls	0	0	0	10
82500008	Rec Center Customer Service	52316	Training/Travel - Lodging	0	0	0	540
82500008	Rec Center Customer Service	52800	Advertising/Publications	1,710	1,108	5,000	5,000
			Contractual Services Total	2,141	1,186	7,000	7,000
82500008	Rec Center Customer Service	54336	Supplies - Office	227	0	0	0
82500008	Rec Center Customer Service	54340	Supplies - Operational	2,058	2,761	5,000	5,000
82500008	Rec Center Customer Service	54342	Supplies - Other/misc	185	0	0	0
			Commodities Total	2,470	2,761	5,000	5,000
Org Total				224,075	278,612	332,324	334,433
82501001	Rec Center Facilities	51100	Regular Salary/Wages	44,360	45,987	93,065	78,780
82501001	Rec Center Facilities	51110	Overtime/Shift/Hazard	5,778	3,281	6,000	6,000
82501001	Rec Center Facilities	51120	Allowances	914	914	910	910
82501001	Rec Center Facilities	51122	Differential Pay	0	0	0	960
82501001	Rec Center Facilities	51505	FICA/OADSI	3,112	3,055	6,199	5,372
82501001	Rec Center Facilities	51510	FICA/MD	728	714	1,450	1,256
82501001	Rec Center Facilities	51515	Employers KPERS	4,814	4,969	9,608	8,552
82501001	Rec Center Facilities	51530	Pension Plan	1,996	2,001	5,638	5,199
82501001	Rec Center Facilities	51540	Workers Compensation	1,666	1,631	3,555	3,355
82501001	Rec Center Facilities	51545	Unemployment	80	49	256	228
82501001	Rec Center Facilities	51550	Health Insurance	7,204	5,746	20,000	22,000
82501001	Rec Center Facilities	51555	Short Term Disability	24	9	64	99
82501001	Rec Center Facilities	51565	Life Insurance	123	60	236	226
82501001	Rec Center Facilities	51570	Employee Assistance Program	26	9	60	90
			Personal Services Total	70,825	68,425	147,041	133,027
82501001	Rec Center Facilities	52159	Other Professional Services	7,395	0	0	0
82501001	Rec Center Facilities	52300	Training/Travel/Meetings	0	0	600	600
82501001	Rec Center Facilities	52510	Electricity	108,840	209,860	260,600	260,600
82501001	Rec Center Facilities	52515	Gas	24,617	45,897	54,400	54,400
82501001	Rec Center Facilities	52540	Wastewater	1,319	5,144	4,300	4,300
82501001	Rec Center Facilities	52545	Water	247	2,760	700	700
82501001	Rec Center Facilities	52551	Mobile Device Data Plan	0	0	840	0
82501001	Rec Center Facilities	52820	Dues/Memberships	0	310	150	150
			Contractual Services T total	142,418	263,971	321,590	320,750
82501001	Rec Center Facilities	54100	Equipment (commodities)	5,970	0	9,220	9,220
82501001	Rec Center Facilities	54336	Supplies - Office	0	298	0	0
82501001	Rec Center Facilities	54342	Supplies - Other/misc	23,188	47,010	3,000	13,840

ORG	ORG DESCRIPTION	OBJ	DESCRIPTION	2018 ACTUAL	2019 ACTUAL	2020 Revised BUDGET	2021 BUDGET
82501001	Rec Center Facilities	54442	Uniforms	0	0	600	600
			Commodities Total	29,158	47,308	12,820	23,660
			Org Total	242,401	379,704	481,451	477,437
82502659	Rec Center Building Services	51100	Regular Salary/Wages	88,485	77,053	181,516	169,465
82502659	Rec Center Building Services	51110	Overtime/Shift/Hazard	6,268	6,768	6,500	7,000
82502659	Rec Center Building Services	51120	Allowances	78	0	0	0
82502659	Rec Center Building Services	51122	Differential Pay	0	0	0	1,920
82502659	Rec Center Building Services	51123	Vacation Final Payout	0	1,479	0	0
82502659	Rec Center Building Services	51505	FICA/OADSI	5,672	5,000	11,656	11,059
82502659	Rec Center Building Services	51510	FICA/MD	1,327	1,169	2,725	2,586
82502659	Rec Center Building Services	51515	Employers KPERS	8,178	7,941	16,749	17,608
82502659	Rec Center Building Services	51520	Employers KPERS W@R	269	334	0	0
82502659	Rec Center Building Services	51530	Pension Plan	3,476	4,018	10,066	10,702
82502659	Rec Center Building Services	51540	Workers Compensation	3,135	2,824	6,929	6,906
82502659	Rec Center Building Services	51545	Unemployment	145	80	500	491
82502659	Rec Center Building Services	51550	Health Insurance	24,128	23,910	50,000	55,000
82502659	Rec Center Building Services	51555	Short Term Disability	47	15	160	198
82502659	Rec Center Building Services	51565	Life Insurance	205	86	423	462
82502659	Rec Center Building Services	51570	Employee Assistance Program	57	20	180	180
			Personal Services Total	141,470	130,697	287,404	283,577
82502659	Rec Center Building Services	52159	Other Professional Services	8,506	10,776	26,500	26,500
82502659	Rec Center Building Services	52300	Training/Travel/Meetings	669	0	2,100	2,100
82502659	Rec Center Building Services	52620	Rents/Leases	0	2,000	2,000	2,000
			Contractual Services Total	9,175	12,776	30,600	30,600
82502659	Rec Center Building Services	54318	Supplies - Facilities	8,455	4,586	7,000	7,000
82502659	Rec Center Building Services	54340	Supplies - Operational	24,846	27,671	28,000	48,000
82502659	Rec Center Building Services	54442	Uniforms	144	254	1,500	1,500
			Commodities Total	33,445	32,511	36,500	56,500
			Org Total	184,090	175,984	354,504	370,677
82503000	Rec Center Rentals & Events	51100	Regular Salary/Wages	32,891	49,913	42,466	46,721
82503000	Rec Center Rentals & Events	51110	Overtime/Shift/Hazard	101	24	0	0
82503000	Rec Center Rentals & Events	51120	Allowances	2,004	457	455	455
82503000	Rec Center Rentals & Events	51505	FICA/OADSI	2,236	2,979	2,661	2,924
82503000	Rec Center Rentals & Events	51510	FICA/MD	523	697	622	684
82503000	Rec Center Rentals & Events	51515	Employers KPERS	1,515	2,606	2,593	2,710
82503000	Rec Center Rentals & Events	51530	Pension Plan	934	1,051	1,619	1,648
82503000	Rec Center Rentals & Events	51540	Workers Compensation	174	251	202	262
82503000	Rec Center Rentals & Events	51545	Unemployment	56	48	117	135
82503000	Rec Center Rentals & Events	51550	Health Insurance	5,882	7,023	5,000	5,500
82503000	Rec Center Rentals & Events	51555	Short Term Disability	15	9	16	17
82503000	Rec Center Rentals & Events	51565	Life Insurance	49	30	68	71
82503000	Rec Center Rentals & Events	51570	Employee Assistance Program	9	4	45	45
			Personal Services Total	46,389	65,092	55,864	61,172
82503000	Rec Center Rentals & Events	52159	Other Professional Services	5,254	3,292	5,000	8,000
82503000	Rec Center Rentals & Events	52800	Advertising/Publications	1,849	3,487	2,600	2,600
			Contractual Services Total	7,103	6,779	7,600	10,600
82503000	Rec Center Rentals & Events	54340	Supplies - Operational	11,212	10,996	18,400	13,250
			Commodities Total	11,212	10,996	18,400	13,250
			Org Total	64,704	82,867	81,864	85,022
82506000	Rec Center Enrichment	51100	Regular Salary/Wages	22,249	5,541	24,971	32,476
82506000	Rec Center Enrichment	51110	Overtime/Shift/Hazard	43	14	0	0
82506000	Rec Center Enrichment	51505	FICA/OADSI	1,382	344	1,548	2,014
82506000	Rec Center Enrichment	51510	FICA/MD	323	81	362	471
82506000	Rec Center Enrichment	51515	Employers KPERS	358	0	0	0
82506000	Rec Center Enrichment	51530	Pension Plan	253	0	0	0
82506000	Rec Center Enrichment	51540	Workers Compensation	186	48	197	303
82506000	Rec Center Enrichment	51545	Unemployment	38	6	69	94

ORG	ORG DESCRIPTION	OBJ	DESCRIPTION	2018	2019	2020	2021
				ACTUAL	ACTUAL	Revised BUDGET	BUDGET
82506000	Rec Center Enrichment	51570	Employee Assistance Program	7	0	30	30
82506000	Rec Center Enrichment	51575	Other Benefits	0	0	0	0
			Personal Services Total	24,839	6,034	27,177	35,388
82506000	Rec Center Enrichment	52159	Other Professional Services	1,209	534	1,500	1,500
82506000	Rec Center Enrichment	52800	Advertising/Publications	0	25	3,600	3,600
			Contractual Services Total	1,209	559	5,100	5,100
82506000	Rec Center Enrichment	54340	Supplies - Operational	3,789	2,620	8,750	8,750
			Commodities Total	3,789	2,620	8,750	8,750
			Org Total	29,837	9,213	41,027	49,238
82506636	Rec Center Camps	51100	Regular Salary/Wages	60,502	103,025	143,363	76,977
82506636	Rec Center Camps	51110	Overtime/Shift/Hazard	2,374	5,702	2,500	5,000
82506636	Rec Center Camps	51120	Allowances	198	228	228	228
82506636	Rec Center Camps	51505	FICA/OADSI	3,880	6,724	9,058	5,097
82506636	Rec Center Camps	51510	FICA/MD	908	1,573	2,119	1,192
82506636	Rec Center Camps	51515	Employers KPERS	2,594	3,711	3,915	5,972
82506636	Rec Center Camps	51530	Pension Plan	1,536	2,245	827	1,142
82506636	Rec Center Camps	51540	Workers Compensation	488	848	1,269	915
82506636	Rec Center Camps	51545	Unemployment	98	107	394	223
82506636	Rec Center Camps	51550	Health Insurance	1,234	1,436	2,500	2,750
82506636	Rec Center Camps	51555	Short Term Disability	15	7	8	41
82506636	Rec Center Camps	51565	Life Insurance	26	16	35	49
82506636	Rec Center Camps	51570	Employee Assistance Program	23	11	68	98
			Personal Services Total	73,876	125,633	166,284	99,684
82506636	Rec Center Camps	52159	Other Professional Services	14,677	32,013	42,500	42,500
82506636	Rec Center Camps	52160	Payments To Other Agencies	0	2,285	0	0
82506636	Rec Center Camps	52300	Training/Travel/Meetings	0	0	0	1,000
82506636	Rec Center Camps	52800	Advertising/Publications	0	10	2,000	2,000
82506636	Rec Center Camps	52840	Licenses/Certifications	20	1,977	1,800	2,100
			Contractual Services T total	14,697	36,285	46,300	47,600
82506636	Rec Center Camps	54340	Supplies - Operational	4,569	8,263	23,000	23,000
82506636	Rec Center Camps	54442	Uniforms	2,027	472	1,500	1,500
			Commodities Total	6,596	8,735	24,500	24,500
			Org Total	95,169	170,653	237,084	171,784
82506641	Rec Center Dance	51100	Regular Salary/Wages	34,901	46,707	62,279	61,621
82506641	Rec Center Dance	51110	Overtime/Shift/Hazard	389	0	0	0
82506641	Rec Center Dance	51120	Allowances	198	230	228	228
82506641	Rec Center Dance	51505	FICA/OADSI	2,179	2,908	3,876	3,834
82506641	Rec Center Dance	51510	FICA/MD	510	680	907	897
82506641	Rec Center Dance	51515	Employers KPERS	1,047	1,341	1,325	1,385
82506641	Rec Center Dance	51530	Pension Plan	631	811	827	842
82506641	Rec Center Dance	51540	Workers Compensation	276	373	512	578
82506641	Rec Center Dance	51545	Unemployment	55	47	171	178
82506641	Rec Center Dance	51550	Health Insurance	1,234	1,437	2,500	2,750
82506641	Rec Center Dance	51555	Short Term Disability	15	7	8	8
82506641	Rec Center Dance	51565	Life Insurance	26	16	35	36
82506641	Rec Center Dance	51570	Employee Assistance Program	6	2	68	68
			Personal Services Total	41,467	54,559	72,736	72,425
82506641	Rec Center Dance	54340	Supplies - Operational	2,415	10,621	10,580	10,580
82506641	Rec Center Dance	54430	Merchandise for Resale	0	0	5,000	5,000
			Commodities Total	2,415	10,621	15,580	15,580
			Org Total	43,882	65,180	88,316	88,005
82508660	Rec Center Sports	51100	Regular Salary/Wages	58,515	56,548	90,289	93,892
82508660	Rec Center Sports	51120	Allowances	309	228	228	0
82508660	Rec Center Sports	51505	FICA/OADSI	3,601	3,487	5,612	5,821
82508660	Rec Center Sports	51510	FICA/MD	842	816	1,312	1,362
82508660	Rec Center Sports	51515	Employers KPERS	1,478	1,267	1,289	1,325

ORG	ORG DESCRIPTION	OBJ	DESCRIPTION	2018 ACTUAL	2019 ACTUAL	2020 Revised BUDGET	2021 BUDGET
82508660	Rec Center Sports	51530	Pension Plan	769	574	805	806
82508660	Rec Center Sports	51540	Workers Compensation	466	453	733	877
82508660	Rec Center Sports	51545	Unemployment	93	56	249	272
82508660	Rec Center Sports	51550	Health Insurance	5,064	3,512	2,500	2,750
82508660	Rec Center Sports	51555	Short Term Disability	16	5	8	8
82508660	Rec Center Sports	51565	Life Insurance	39	15	34	35
82508660	Rec Center Sports	51570	Employee Assistance Program	9	2	68	68
			Personal Services Total	71,201	66,963	103,127	107,216
82508660	Rec Center Sports	52800	Advertising/Publications	36	0	2,000	2,000
			Contractual Services Total	36	0	2,000	2,000
82508660	Rec Center Sports	54340	Supplies - Operational	9,754	10,117	10,000	10,000
82508660	Rec Center Sports	54430	Merchandise for Resale	0	0	1,800	1,800
			Commodities Total	9,754	10,117	11,800	11,800
			Org Total	80,991	77,080	116,927	121,016
82509661	Rec Center Pools	51100	Regular Salary/Wages	345,955	393,899	431,832	452,431
82509661	Rec Center Pools	51110	Overtime/Shift/Hazard	4,876	7,117	5,000	7,000
82509661	Rec Center Pools	51120	Allowances	1,373	787	455	910
82509661	Rec Center Pools	51123	Vacation Final Payout	0	1,272	0	0
82509661	Rec Center Pools	51505	FICA/OADSI	21,795	24,972	27,112	28,541
82509661	Rec Center Pools	51510	FICA/MD	5,097	5,840	6,340	6,676
82509661	Rec Center Pools	51515	Employers KPERS	4,536	5,075	7,808	7,477
82509661	Rec Center Pools	51530	Pension Plan	2,791	3,017	3,406	3,733
82509661	Rec Center Pools	51540	Workers Compensation	2,637	3,066	3,505	4,346
82509661	Rec Center Pools	51545	Unemployment	558	400	1,190	1,309
82509661	Rec Center Pools	51550	Health Insurance	12,725	8,001	10,000	11,000
82509661	Rec Center Pools	51555	Short Term Disability	45	19	32	66
82509661	Rec Center Pools	51565	Life Insurance	115	64	143	162
82509661	Rec Center Pools	51570	Employee Assistance Program	25	9	120	150
82509661	Rec Center Pools	51575	Other Benefits	395	0	0	0
			Personal Services Total	402,923	453,538	496,943	523,801
82509661	Rec Center Pools	52159	Other Professional Services	0	13,900	22,000	22,000
82509661	Rec Center Pools	52300	Training/Travel/Meetings	60	0	615	615
82509661	Rec Center Pools	52302	Training/Travel/Mtgs - Per Diem	0	65	0	0
82509661	Rec Center Pools	52304	Training/Mtgs - Registration	723	1,856	6,753	6,753
82509661	Rec Center Pools	52800	Advertising/Publications	4,249	0	5,100	5,100
82509661	Rec Center Pools	52820	Dues/Memberships	360	365	1,010	1,010
82509661	Rec Center Pools	52840	Licenses/Certifications	0	0	675	675
			Contractual Services Total	5,392	16,186	36,153	36,153
82509661	Rec Center Pools	54308	Chemicals	0	27,431	39,000	39,000
82509661	Rec Center Pools	54336	Supplies - Office	0	22	0	0
82509661	Rec Center Pools	54340	Supplies - Operational	37,168	36,290	10,000	10,000
82509661	Rec Center Pools	54342	Supplies - Other/misc	421	19	0	0
82509661	Rec Center Pools	54442	Uniforms	2,059	4,127	5,925	5,925
			Commodities Total	39,648	67,889	54,925	54,925
			Org Total	447,963	537,613	588,021	614,879
82510000	Rec Center Fitness	51100	Regular Salary/Wages	214,773	266,091	236,312	243,470
82510000	Rec Center Fitness	51110	Overtime/Shift/Hazard	298	313	0	0
82510000	Rec Center Fitness	51120	Allowances	716	24	0	683
82510000	Rec Center Fitness	51505	FICA/OADSI	13,200	16,393	14,652	15,138
82510000	Rec Center Fitness	51510	FICA/MD	3,087	3,834	3,428	3,539
82510000	Rec Center Fitness	51515	Employers KPERS	3,752	5,010	6,237	8,947
82510000	Rec Center Fitness	51530	Pension Plan	2,337	2,366	2,465	2,534
82510000	Rec Center Fitness	51540	Workers Compensation	1,702	2,096	1,956	2,282
82510000	Rec Center Fitness	51545	Unemployment	340	262	651	705
82510000	Rec Center Fitness	51550	Health Insurance	14,694	10,838	7,500	8,250
82510000	Rec Center Fitness	51555	Short Term Disability	34	14	24	25
82510000	Rec Center Fitness	51565	Life Insurance	96	47	104	110
82510000	Rec Center Fitness	51570	Employee Assistance Program	21	7	113	143
82510000	Rec Center Fitness	51575	Other Benefits	19	0	0	0

ORG	ORG DESCRIPTION	OBJ	DESCRIPTION	2018 ACTUAL	2019 ACTUAL	2020 Revised BUDGET	2021 BUDGET
			Personal Services Total	255,069	307,295	273,442	285,826
82510000	Rec Center Fitness	52159	Other Professional Services	10,747	0	14,000	6,000
82510000	Rec Center Fitness	52300	Training/Travel/Meetings	2,652	1,268	2,000	2,000
82510000	Rec Center Fitness	52800	Advertising/Publications	4,191	3,841	5,100	5,100
82510000	Rec Center Fitness	52820	Dues/Memberships	549	0	0	0
			Contractual Services Total	18,139	5,109	21,100	13,100
82510000	Rec Center Fitness	54336	Supplies - Office	17	58	0	0
82510000	Rec Center Fitness	54340	Supplies - Operational	16,512	13,117	12,690	17,690
			Commodities Total	16,529	13,175	12,690	17,690
Org Total				289,737	325,579	307,232	316,616
Rec Center Fund Total				2,082,292	2,304,400	2,866,237	3,631,303
Grand Total				113,131,009	117,297,373	122,096,798	174,096,792

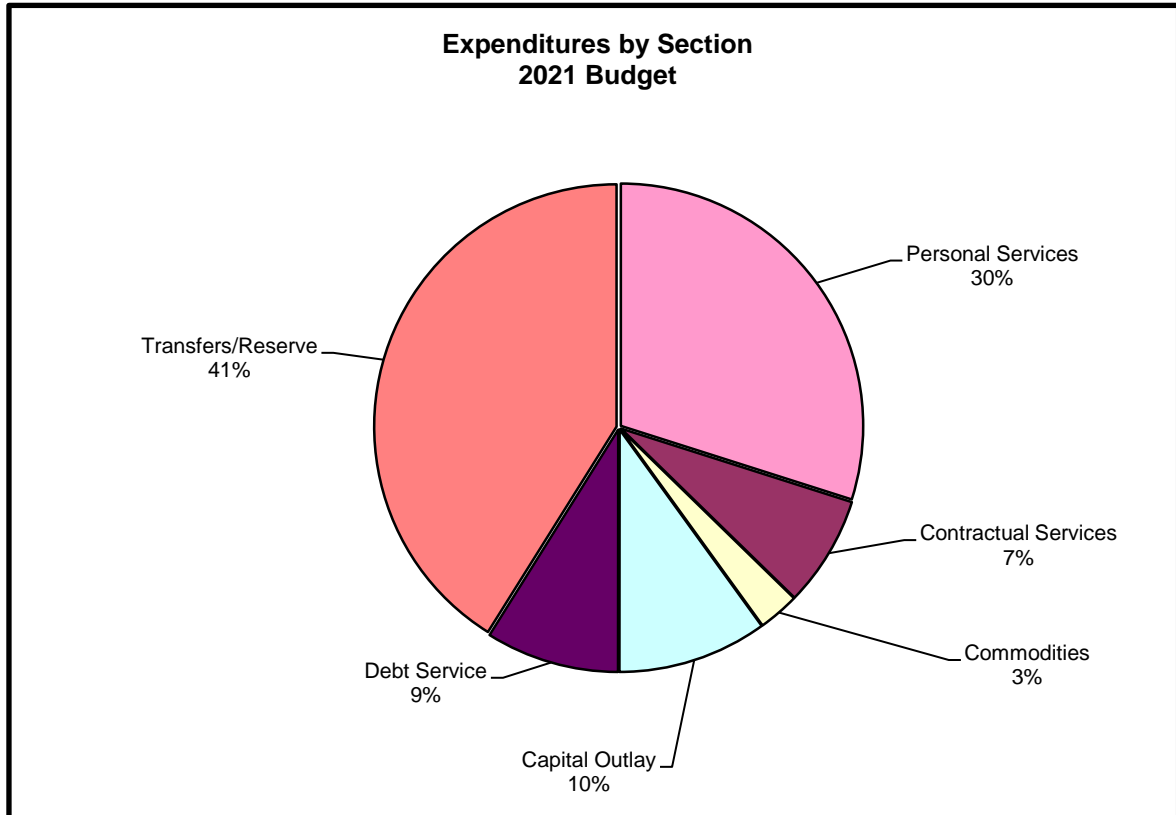


Detail Expenditure by Section

**Annual Budget Document
2021
City of Lenexa
January 1 - December 31**



Expenditures by Section



The following pages divide expenditures by these sections:

- **Personal Services**, which includes salaries and employee benefits.
- **Contractual Services**, which includes professional services, rentals, insurance, utilities, and travel.
- **Commodities**, which includes tangible goods, supplies and consumables.
- **Capital Outlay**, which includes furniture, fixtures, automotive equipment, land, buildings, and streets.
- **Debt Service**, which includes payment of debt.
- **Transfers/Reserves**, which includes transfers to other funds and budgeted reserves.



Expenditures by Section

ORG	ORG DESCRIPTION	OBJ	DESCRIPTION	2018	2019	2020	2020	2021
				ACTUAL	ACTUAL	Original BUDGET	Revised BUDGET	BUDGET
01010000	Governing Body	51100	Regular Salary/Wages	106,893	110,220	116,993	116,993	115,091
01011000	City Manager	51100	Regular Salary/Wages	527,113	547,997	583,615	583,615	673,742
01012000	Communications	51100	Regular Salary/Wages	299,444	302,260	316,187	316,187	321,159
01013000	Municipal Court	51100	Regular Salary/Wages	339,010	333,724	361,767	361,767	369,453
01014000	City Clerk	51100	Regular Salary/Wages	17,378	73,319	0	0	0
01015000	Public Market	51100	Regular Salary/Wages	134,624	147,936	164,279	164,279	166,331
01100000	Finance	51100	Regular Salary/Wages	642,717	682,910	723,523	723,523	676,426
01110000	Human Resources	51100	Regular Salary/Wages	526,756	557,311	589,979	589,979	587,188
01150000	IT Administration	51100	Regular Salary/Wages	107,569	113,493	119,831	119,831	151,250
01150012	IT Support Services	51100	Regular Salary/Wages	241,519	224,217	243,736	243,736	234,854
01150013	IT Data Analytics	51100	Regular Salary/Wages	287,747	306,590	361,390	361,390	379,694
01150014	IT Infrastructure	51100	Regular Salary/Wages	229,494	263,801	268,220	268,220	271,964
01180000	Legal	51100	Regular Salary/Wages	591,407	620,886	680,295	680,295	614,316
01181000	Prosecution	51100	Regular Salary/Wages	162,727	162,629	187,424	187,424	178,200
01200000	CD Administration	51100	Regular Salary/Wages	740,921	702,870	853,368	853,368	737,546
01201000	Community Standards	51100	Regular Salary/Wages	187,719	200,066	222,935	222,935	224,612
01202000	Building Inspection	51100	Regular Salary/Wages	449,360	462,581	536,972	536,972	535,246
01203000	Land Use	51100	Regular Salary/Wages	381,346	372,036	413,081	413,081	404,286
01204000	Engineering	51100	Regular Salary/Wages	914,154	977,458	1,072,356	1,072,356	1,076,043
01300000	Fire Administration	51100	Regular Salary/Wages	445,336	406,037	492,795	492,795	327,145
01300301	Fire Domestic Preparedness	51100	Regular Salary/Wages	0	0	0	0	95,392
01300303	Fire Prof. Development	51100	Regular Salary/Wages	386,711	406,038	424,307	424,307	417,753
01301000	Fire Operations	51100	Regular Salary/Wages	5,098,466	5,338,565	5,474,408	5,474,408	5,546,727
01302000	Fire Planning	51100	Regular Salary/Wages	358,922	389,406	402,801	402,801	409,666
01350000	Police Administration	51100	Regular Salary/Wages	2,480,468	2,680,204	3,018,262	3,018,262	3,174,885
01351000	Police Investigations	51100	Regular Salary/Wages	736,019	852,280	1,001,535	1,001,535	866,407
01352000	Patrol Administration	51100	Regular Salary/Wages	4,590,294	4,871,817	5,213,172	5,213,172	5,281,293
01380000	Emergency Management	51100	Regular Salary/Wages	0	79,804	96,972	96,972	0
01400000	Municipal Services Admin.	51100	Regular Salary/Wages	371,574	399,613	482,060	482,060	479,163
01401501	Snow	51100	Regular Salary/Wages	75,652	75,640	75,000	75,000	0
01401502	Highways & Streets	51100	Regular Salary/Wages	954,486	974,806	1,046,273	1,046,273	1,003,687
01402504	Traffic	51100	Regular Salary/Wages	322,751	319,440	344,385	344,385	334,282
01403500	Facilities	51100	Regular Salary/Wages	368,936	377,267	433,123	433,123	412,553
01404000	Fleet	51100	Regular Salary/Wages	581,342	604,811	624,772	624,772	629,991
01500000	Parks & Rec. Administration	51100	Regular Salary/Wages	535,352	576,482	582,274	582,274	682,088
01501000	Parks Maint. Administration	51100	Regular Salary/Wages	1,392,573	1,509,182	1,647,471	1,647,471	1,624,818
01501612	Parks Building Services	51100	Regular Salary/Wages	410,090	425,186	455,346	455,346	476,019
01502000	Parks Prog. Administration	51100	Regular Salary/Wages	306,669	329,390	335,498	335,498	386,423
01503610	Farmers Market	51100	Regular Salary/Wages	9,458	15,725	11,166	11,166	11,368
01502613	Thompson Barn	51100	Regular Salary/Wages	40,835	42,475	56,889	56,889	57,642
01503623	Other Events	51100	Regular Salary/Wages	554	129	0	0	0
01504628	Adult Fitness	51100	Regular Salary/Wages	13,071	9,722	10,388	10,388	10,841
01504629	Senior Programs	51100	Regular Salary/Wages	0	0	0	0	0
01504630	Adult Sports	51100	Regular Salary/Wages	0	0	0	0	0
01504631	Adult Trips	51100	Regular Salary/Wages	0	0	6,194	6,194	6,464
01504632	Parks & Recreation - Other	51100	Regular Salary/Wages	0	0	5,853	5,853	6,108
01505634	Youth Sports	51100	Regular Salary/Wages	2,773	4,770	3,278	3,278	3,421
01505635	Arts & Crafts	51100	Regular Salary/Wages	0	811	6,365	6,365	6,643
01505636	Camps & Shows	51100	Regular Salary/Wages	4,285	2,911	17,976	17,976	6,371
01506640	Prog Dance	51100	Regular Salary/Wages	0	0	0	0	0
01507642	Programs - Nature	51100	Regular Salary/Wages	64,151	66,680	72,478	72,478	73,179
01509646	Swimming Pools	51100	Regular Salary/Wages	24,097	24,067	32,650	32,650	31,020
01509647	Ad Astra Pool	51100	Regular Salary/Wages	83,904	86,817	0	93,848	92,997
01509648	Flat Rock Creek Pool	51100	Regular Salary/Wages	73,230	74,541	94,536	94,536	96,190
01509649	Indian Trails Pool	51100	Regular Salary/Wages	120,981	124,450	155,134	155,134	157,885
01509651	Swim Team	51100	Regular Salary/Wages	7,243	9,089	20,542	20,542	20,814
28500652	Legler Barn	51100	Regular Salary/Wages	10,058	9,559	32,924	32,924	34,360
80405000	Stormwater Administration	51100	Regular Salary/Wages	75,989	84,738	145,577	145,577	136,204
80405500	Stormwater Maintenance	51100	Regular Salary/Wages	645,404	636,017	775,991	775,991	752,751
80405550	Stormwater Development	51100	Regular Salary/Wages	237,096	245,305	253,339	253,339	250,110
82500001	Rec Center Administration	51100	Regular Salary/Wages	114,080	103,117	93,870	93,870	96,533
82501001	Rec Center Facilities	51100	Regular Salary/Wages	44,360	45,987	93,065	93,065	78,780
82500008	Rec Center Customer Service	51100	Regular Salary/Wages	189,936	237,085	274,053	274,053	274,961
82502659	Rec Center Building Services	51100	Regular Salary/Wages	88,485	77,053	181,516	181,516	169,465
82503000	Rec Center Rentals & Events	51100	Regular Salary/Wages	32,891	49,913	42,466	42,466	46,721
82506000	Rec Center Enrichment	51100	Regular Salary/Wages	22,249	5,541	24,971	24,971	32,476
82506636	Rec Center Camps	51100	Regular Salary/Wages	60,502	103,025	143,363	143,363	76,977
82506641	Rec Center Dance	51100	Regular Salary/Wages	34,901	46,707	62,279	62,279	61,621
82508660	Rec Center Sports	51100	Regular Salary/Wages	58,515	56,548	90,289	90,289	93,892
82509661	Rec Center Pools	51100	Regular Salary/Wages	345,955	393,899	431,832	431,832	452,431
82510000	Rec Center Fitness	51100	Regular Salary/Wages	214,773	266,091	236,312	236,312	243,470
			Object Total	28,923,315	30,601,044	33,341,701	33,435,549	33,247,388
01011000	City Manager	51110	Overtime/Shift/Hazard	3,604	4,834	4,000	4,000	4,000
01013000	Municipal Court	51110	Overtime/Shift/Hazard	3,154	3,443	10,250	10,250	10,250

ORG	ORG DESCRIPTION	OBJ	DESCRIPTION	2018	2019	2020	2020	2021
				ACTUAL	ACTUAL	Original BUDGET	Revised BUDGET	BUDGET
01015000	Public Market	51110	Overtime/Shift/Hazard	96	563	0	0	0
01100000	Finance	51110	Overtime/Shift/Hazard	4,149	5,540	7,500	7,500	7,500
01110000	Human Resources	51110	Overtime/Shift/Hazard	1,078	770	1,000	1,000	1,000
01150012	IT Support Services	51110	Overtime/Shift/Hazard	9,985	9,375	10,000	10,000	10,000
01180000	Legal	51110	Overtime/Shift/Hazard	379	1,247	0	0	0
01181000	Prosecution	51110	Overtime/Shift/Hazard	0	785	0	0	0
01200000	CD Administration	51110	Overtime/Shift/Hazard	13,087	6,175	13,500	13,500	13,500
01201000	Community Standards	51110	Overtime/Shift/Hazard	19	208	0	0	0
01202000	Building Inspection	51110	Overtime/Shift/Hazard	14,463	11,303	0	0	11,000
01203000	Land Use	51110	Overtime/Shift/Hazard	11	35	0	0	0
01204000	Engineering	51110	Overtime/Shift/Hazard	17,954	20,486	0	0	15,000
01301000	Fire Operations	51110	Overtime/Shift/Hazard	31,299	70,271	235,000	235,000	235,000
01350000	Police Administration	51110	Overtime/Shift/Hazard	162,047	134,067	52,000	52,000	55,000
01351000	Police Investigations	51110	Overtime/Shift/Hazard	72,439	71,259	102,000	102,000	100,000
01352000	Patrol Administration	51110	Overtime/Shift/Hazard	557,054	545,352	430,000	430,000	430,000
01400000	Municipal Services Admin.	51110	Overtime/Shift/Hazard	101	369	200	200	200
01401501	Snow	51110	Overtime/Shift/Hazard	2,593	3,625	0	0	0
01401502	Highways & Streets	51110	Overtime/Shift/Hazard	25,836	54,358	7,500	7,500	55,000
01402504	Traffic	51110	Overtime/Shift/Hazard	5,195	5,503	5,500	5,500	6,000
01403500	Facilities	51110	Overtime/Shift/Hazard	4,870	5,022	7,500	7,500	6,000
01404000	Fleet	51110	Overtime/Shift/Hazard	3,890	10,743	15,000	15,000	12,000
01500000	Parks & Rec. Administration	51110	Overtime/Shift/Hazard	5,140	2,990	5,000	5,000	5,000
01501000	Parks Maint. Administration	51110	Overtime/Shift/Hazard	78,051	90,286	82,000	82,000	85,000
01501612	Parks Building Services	51110	Overtime/Shift/Hazard	15,720	22,958	11,000	11,000	15,000
01502000	Parks Prog. Administration	51110	Overtime/Shift/Hazard	0	210	0	0	0
01502613	Thompson Barn	51110	Overtime/Shift/Hazard	0	0	0	0	0
01505636	Camps & Shows	51110	Overtime/Shift/Hazard	201	344	0	0	0
01507642	Programs - Nature	51110	Overtime/Shift/Hazard	50	238	0	0	0
01509646	Swimming Pools	51110	Overtime/Shift/Hazard	0	275	0	0	0
01509647	Ad Astra Pool	51110	Overtime/Shift/Hazard	3830	4,209	0	0	0
01509648	Flat Rock Creek Pool	51110	Overtime/Shift/Hazard	4473	5,569	0	0	0
01509649	Indian Trails Pool	51110	Overtime/Shift/Hazard	5254	6,724	0	0	0
01509651	Swim Team	51110	Overtime/Shift/Hazard	1,453	2,265	0	0	0
80405000	Stormwater Administration	51110	Overtime/Shift/Hazard	0	73	0	0	0
80405500	Stormwater Maintenance	51110	Overtime/Shift/Hazard	11,116	17,031	10,000	10,000	10,000
80405550	Stormwater Development	51110	Overtime/Shift/Hazard	548	1,486	0	0	0
82500001	Rec Center Administration	51110	Overtime/Shift/Hazard	130	200	0	0	0
82500008	Rec Center Customer Service	51110	Overtime/Shift/Hazard	211	268	0	0	0
82501001	Rec Center Facilities	51110	Overtime/Shift/Hazard	5,778	3,281	6,000	6,000	6,000
82502659	Rec Center Building Services	51110	Overtime/Shift/Hazard	6,268	6,768	6,500	6,500	7,000
82503000	Rec Center Rentals & Events	51110	Overtime/Shift/Hazard	101	24	0	0	0
82506000	Rec Center Enrichment	51110	Overtime/Shift/Hazard	43	14	0	0	0
82506636	Rec Center Camps	51110	Overtime/Shift/Hazard	2,374	5,702	2,500	2,500	5,000
82506641	Rec Center Dance	51110	Overtime/Shift/Hazard	389	0	0	0	0
82509661	Rec Center Pools	51110	Overtime/Shift/Hazard	4,876	7,117	5,000	5,000	7,000
82510000	Rec Center Fitness	51110	Overtime/Shift/Hazard	298	313	0	0	0
Object Total				1,079,607	1,143,678	1,028,950	1,028,950	1,111,450
01301000	Fire Operations	51115	Holiday	155,876	170,928	175,000	175,000	175,000
01350000	Police Administration	51115	Holiday	35,166	39,279	40,000	40,000	42,000
01351000	Police Investigations	51115	Holiday	877	798	0	0	0
01352000	Patrol Administration	51115	Holiday	87,219	93,562	73,000	73,000	85,000
Object Total				279,138	304,567	288,000	288,000	302,000
01010000	Governing Body	51120	Allowances	16,808	16,745	16,744	16,744	16,744
01011000	City Manager	51120	Allowances	19,200	20,800	20,036	20,036	22,146
01012000	Communications	51120	Allowances	12,644	12,918	12,596	12,596	13,506
01013000	Municipal Court	51120	Allowances	457	1,392	455	455	1,755
01014000	City Clerk	51120	Allowances	231	914	0	0	0
01015000	Public Market	51120	Allowances	2,164	3,031	3,016	3,016	3,020
01100000	Finance	51120	Allowances	8,223	9,298	8,436	8,436	10,836
01110000	Human Resources	51120	Allowances	10,030	10,383	10,256	10,256	11,166
01150000	IT Administration	51120	Allowances	7,685	7,685	7,656	7,656	7,656
01150012	IT Support Services	51120	Allowances	9,794	9,520	9,802	9,802	9,802
01150013	IT Data Analytics	51120	Allowances	4,794	5,690	5,668	5,668	5,668
01150014	IT Infrastructure	51120	Allowances	12,027	15,477	15,418	15,418	15,418
01180000	Legal	51120	Allowances	11,189	12,240	13,846	13,846	14,146
01181000	Prosecution	51120	Allowances	1,827	2,167	1,820	1,820	4,465
01200000	CD Administration	51120	Allowances	11,883	8,449	11,216	11,216	9,728
01201000	Community Standards	51120	Allowances	1,334	1,370	1,365	1,365	1,365
01202000	Building Inspection	51120	Allowances	2,772	4,207	3,640	3,640	4,030
01204000	Engineering	51120	Allowances	1,953	1,935	1,928	1,928	1,928
01300000	Fire Administration	51120	Allowances	5,728	6,043	5,706	5,706	5,706
01300303	Fire Prof. Development	51120	Allowances	0	795	0	0	910
01301000	Fire Operations	51120	Allowances	0	7	910	910	0
01350000	Police Administration	51120	Allowances	8,787	7,973	7,526	7,526	8,436
01351000	Police Investigations	51120	Allowances	10,860	10,625	9,910	9,910	11,210
01352000	Patrol Administration	51120	Allowances	5,918	3,835	4,550	4,550	4,530
01400000	Municipal Services Admin.	51120	Allowances	10,365	10,372	8,511	8,511	7,341
01401502	Highways & Streets	51120	Allowances	931	1,379	910	910	1,820
01402504	Traffic	51120	Allowances	2,558	2,876	2,548	2,548	3,458
01403500	Facilities	51120	Allowances	3,124	3,159	3,112	3,112	4,412
01404000	Fleet	51120	Allowances	10,514	10,513	10,510	10,510	10,510
01500000	Parks & Rec. Administration	51120	Allowances	11,593	12,978	12,748	12,748	15,342

ORG	ORG DESCRIPTION	OBJ	DESCRIPTION	2018 ACTUAL	2019 ACTUAL	2020 Original BUDGET	2020 Revised BUDGET	2021 BUDGET
01501000	Parks Maint. Administration	51120	Allowances	8,474	9,317	10,010	10,010	10,010
01501612	Parks Building Services	51120	Allowances	3,993	3,323	3,310	3,310	3,310
01502000	Parks Prog. Administration	51120	Allowances	4,964	5,163	5,978	5,978	5,978
01507642	Programs - Nature	51120	Allowances	914	914	910	910	910
01509646	Swimming Pools	51120	Allowances	444	331	455	455	455
80405000	Stormwater Administration	51120	Allowances	314	307	2,128	2,128	2,231
80405500	Stormwater Maintenance	51120	Allowances	1,205	1,839	1,200	1,200	3,410
82500001	Rec Center Administration	51120	Allowances	3,163	2,187	2,565	2,565	2,565
82501001	Rec Center Facilities	51120	Allowances	914	914	910	910	910
82500008	Rec Center Customer Service	51120	Allowances	791	914	910	910	910
82502659	Rec Center Building Services	51120	Allowances	78	0	0	0	0
82503000	Rec Center Rentals & Events	51120	Allowances	2,004	457	455	455	455
82506636	Rec Center Camps	51120	Allowances	198	228	228	228	228
82506641	Rec Center Dance	51120	Allowances	198	230	228	228	228
82508660	Rec Center Sports	51120	Allowances	309	228	228	228	0
82509661	Rec Center Pools	51120	Allowances	1,373	787	455	455	910
82510000	Rec Center Fitness	51120	Allowances	716	24	0	0	683
			Object Total	235,445	241,939	240,809	240,809	260,247
01350000	Police Administration	51122	Differential Pay	0	0	0	0	18,321
01352000	Patrol Administration	51122	Differential Pay	0	0	0	0	46,264
01400000	Municipal Services Admin.	51122	Differential Pay	0	0	0	0	960
01401502	Highways & Streets	51122	Differential Pay	0	0	0	0	19,200
01402504	Traffic	51122	Differential Pay	0	0	0	0	1,920
01403500	Facilities	51122	Differential Pay	0	0	0	0	5,760
01404000	Fleet	51122	Differential Pay	0	0	0	0	7,680
01501000	Parks Maint. Administration	51122	Differential Pay	0	0	0	0	57,533
01501612	Parks Building Services	51122	Differential Pay	0	0	0	0	2,880
80405500	Stormwater Maintenance	51122	Differential Pay	0	0	0	0	14,400
82501001	Rec Center Facilities	51122	Differential Pay	0	0	0	0	960
82502659	Rec Center Building Services	51122	Differential Pay	0	0	0	0	1,920
			Object Total	0	0	0	0	177,798
01011000	City Manager	51123	Vacation Final Payout	0	702	0	0	0
01012000	Communications	51123	Vacation Final Payout	0	7,749	0	0	0
01013000	Municipal Court	51123	Vacation Final Payout	0	2,411	0	0	0
01015000	Public Market	51123	Vacation Final Payout	1,390	0	0	0	0
01030000	Non-departmental	51123	Vacation Final Payout	0	155,175	0	0	0
01100000	Finance	51123	Vacation Final Payout	0	14,892	0	0	0
11100000	Human Resources	51123	Vacation Final Payout	0	3,500	0	0	0
01150012	IT Support Services	51123	Vacation Final Payout	10,547	0	0	0	0
01150013	IT Data Analytics	51123	Vacation Final Payout	3,002	0	0	0	0
01180000	Legal	51123	Vacation Final Payout	652	1,137	0	0	0
01181000	Prosecution	51123	Vacation Final Payout	0	2,006	0	0	0
01200000	CD Administration	51123	Vacation Final Payout	2,672	1,852	0	0	0
01201000	Community Standards	51123	Vacation Final Payout	252	0	0	0	0
01202000	Building Inspection	51123	Vacation Final Payout	0	633	0	0	0
01203000	Land Use	51123	Vacation Final Payout	0	2,031	0	0	0
01204000	Engineering	51123	Vacation Final Payout	0	35	0	0	0
01300000	Fire Administration	51123	Vacation Final Payout	0	45,635	0	0	0
01301000	Fire Operations	51123	Vacation Final Payout	16,264	43,602	0	0	0
01350000	Police Administration	51123	Vacation Final Payout	15,680	4,638	0	0	0
01352000	Patrol Administration	51123	Vacation Final Payout	33,896	3,996	0	0	0
01400000	Municipal Services Admin.	51123	Vacation Final Payout	842	0	0	0	0
01401502	Highways & Streets	51123	Vacation Final Payout	522	15,590	0	0	0
01402504	Traffic	51123	Vacation Final Payout	0	51	0	0	0
01403500	Facilities	51123	Vacation Final Payout	0	6,971	0	0	0
01500000	Parks & Rec. Administration	51123	Vacation Final Payout	5,225	0	0	0	0
01501000	Parks Maint. Administration	51123	Vacation Final Payout	2,636	2,305	0	0	0
01501612	Parks Building Services	51123	Vacation Final Payout	666	0	0	0	0
01509646	Swimming Pools	51123	Vacation Final Payout	0	1,272	0	0	0
80405500	Stormwater Maintenance	51123	Vacation Final Payout	4,984	10,915	0	0	0
82502659	Rec Center Building Services	51123	Vacation Final Payout	0	1,479	0	0	0
82509661	Rec Center Pools	51123	Vacation Final Payout	0	1,272	0	0	0
			Object Total	99,230	329,849	0	0	0
01030000	Non-departmental	51125	Education	0	0	75,000	75,000	75,000
01110000	Human Resources	51125	Education	62,429	56,629	0	0	0
			Object Total	62,429	56,629	75,000	75,000	75,000
01030000	Non-departmental	51130	Compensation Reserve	0	0	1,000,000	340,000	500,000
			Object Total	0	0	1,000,000	340,000	500,000
01302000	Fire Planning	51202	Overtime - Fire Inspection	138,758	116,629	132,000	132,000	132,000
			Object Total	138,758	116,629	132,000	132,000	132,000
01301000	Fire Operations	51204	Overtime - Automatic	2,025	618	0	0	0
			Object Total	2,025	618	0	0	0
01301000	Fire Operations	51206	Overtime - Callback	5,357	3,095	0	0	0
01302000	Fire Planning	51206	Overtime - Call Back	184	0	0	0	0
			Object Total	5,541	3,095	0	0	0
01301000	Fire Operations	51210	Overtime - Investigation	1,100	253	0	0	0

ORG	ORG DESCRIPTION	OBJ	DESCRIPTION	2018 ACTUAL	2019 ACTUAL	2020 Original BUDGET	2020 Revised BUDGET	2021 BUDGET
			Object Total	1,100	253	0	0	0
01301000	Fire Operations	51214	Overtime - Other	9,437	9,314	0	0	0
			Object Total	9,437	9,314	0	0	0
01301000	Fire Operations	51216	Overtime - Premium Pay	61,003	57,692	0	0	0
			Object Total	61,003	57,692	0	0	0
01301000	Fire Operations	51218	Overtime - Program Mgmt	13,757	7,276	0	0	0
			Object Total	13,757	7,276	0	0	0
01301000	Fire Operations	51220	Overtime - Public Education	6,055	3,798	0	0	0
			Object Total	6,055	3,798	0	0	0
01301000	Fire Operations	51222	Overtime - Special Events	14,488	26,379	0	0	0
01302000	Fire Planning	51222	Overtime - Special Events	0	75	0	0	0
			Object Total	14,488	26,454	0	0	0
01301000	Fire Operations	51226	Overtime - Training	67,201	56,962	0	0	0
			Object Total	67,201	56,962	0	0	0
01301000	Fire Operations	51227	Overtime - Paramedic Coverage	5,894	2,455	0	0	0
			Object Total	5,894	2,455	0	0	0
01010000	Governing Body	51505	FICA/OADSI	7,154	7,367	8,291	8,291	8,171
01011000	City Manager	51505	FICA/OADSI	24,946	29,134	37,675	37,675	43,393
01012000	Communications	51505	FICA/OADSI	18,521	19,069	20,384	20,384	20,751
01013000	Municipal Court	51505	FICA/OADSI	19,899	19,596	23,096	23,096	23,650
01014000	City Clerk	51505	FICA/OADSI	974	4,186	0	0	0
01015000	Public Market	51505	FICA/OADSI	8,261	8,988	10,373	10,373	10,500
01030000	Non-departmental	51505	FICA/OADSI	0	0	4,650	4,650	4,650
01100000	Finance	51505	FICA/OADSI	35,725	38,905	45,847	45,847	43,076
01110000	Human Resources	51505	FICA/OADSI	31,368	33,050	37,277	37,277	37,160
01150000	IT Administration	51505	FICA/OADSI	6,768	7,135	7,904	7,904	9,852
01150012	IT Support Services	51505	FICA/OADSI	15,605	14,221	16,340	16,340	15,789
01150013	IT Data Analytics	51505	FICA/OADSI	17,766	18,813	22,759	22,759	23,892
01150014	IT Infrastructure	51505	FICA/OADSI	14,299	16,422	17,586	17,586	17,817
01180000	Legal	51505	FICA/OADSI	31,530	32,914	43,036	43,036	38,964
01181000	Prosecution	51505	FICA/OADSI	9,506	9,800	11,734	11,734	11,325
01200000	CD Administration	51505	FICA/OADSI	42,360	41,454	54,443	54,443	47,167
01201000	Community Standards	51505	FICA/OADSI	11,099	11,899	13,906	13,906	14,010
01202000	Building Inspection	51505	FICA/OADSI	27,032	27,350	33,519	33,519	34,117
01203000	Land Use	51505	FICA/OADSI	22,467	22,363	25,610	25,610	25,066
01204000	Engineering	51505	FICA/OADSI	55,678	59,429	66,604	66,604	67,766
01300000	Fire Administration	51505	FICA/OADSI	25,394	23,505	30,907	30,907	20,636
01300301	Fire Domestic Preparedness	51505	FICA/OADSI	0	0	0	0	5,914
01300303	Fire Prof. Development	51505	FICA/OADSI	22,213	23,861	26,308	26,308	25,957
01301000	Fire Operations	51505	FICA/OADSI	327,936	345,293	364,882	364,882	369,322
01302000	Fire Planning	51505	FICA/OADSI	20,936	22,791	33,157	33,157	33,584
01350000	Police Administration	51505	FICA/OADSI	156,557	166,489	193,304	193,304	204,516
01351000	Police Investigations	51505	FICA/OADSI	48,038	55,330	69,035	69,035	60,612
01352000	Patrol Administration	51505	FICA/OADSI	314,194	328,878	354,690	354,690	362,520
01380000	Emergency Management	51505	FICA/OADSI	0	4,729	6,012	6,012	0
01400000	Municipal Services Admin.	51505	FICA/OADSI	22,278	23,896	30,428	30,428	30,235
01401501	Snow	51505	FICA/OADSI	0	0	4,650	4,650	0
01401502	Highways & Streets	51505	FICA/OADSI	58,221	62,110	65,391	65,391	66,942
01402504	Traffic	51505	FICA/OADSI	19,560	19,425	21,852	21,852	21,431
01403500	Facilities	51505	FICA/OADSI	22,309	23,063	27,512	27,512	26,580
01404000	Fleet	51505	FICA/OADSI	35,148	36,942	40,319	40,319	40,932
01500000	Parks & Rec. Administration	51505	FICA/OADSI	30,803	33,056	37,201	37,201	43,551
01501000	Parks Maint. Administration	51505	FICA/OADSI	89,003	96,492	107,847	107,847	110,196
01501612	Parks Building Services	51505	FICA/OADSI	25,593	27,042	29,119	29,119	30,827
01502000	Parks Prog. Administration	51505	FICA/OADSI	17,123	18,931	21,171	21,171	24,330
01502613	Thompson Barn	51505	FICA/OADSI	2,531	2,643	3,527	3,527	3,574
01503610	Farmers Market	51505	FICA/OADSI	586	975	693	693	705
01503623	Other Events	51505	FICA/OADSI	34	8	0	0	0
01504628	Adult Fitness	51505	FICA/OADSI	810	603	644	644	672
01504629	Senior Programs	51505	FICA/OADSI	0	0	0	0	0
01504630	Adult Sports	51505	FICA/OADSI	0	0	0	0	0
01504631	Adult Trips	51505	FICA/OADSI	0	0	384	384	401
01504632	Parks & Recreation - Other	51505	FICA/OADSI	0	0	363	363	379
01505634	Youth Sports	51505	FICA/OADSI	172	296	203	203	212
01505635	Arts & Crafts	51505	FICA/OADSI	0	50	395	395	412
01505636	Camps & Shows	51505	FICA/OADSI	278	202	1,115	1,115	395
01506640	Prog Dance	51505	FICA/OADSI	0	0	0	0	0
01507642	Programs - Nature	51505	FICA/OADSI	3,808	3,940	4,550	4,550	4,593
01509646	Swimming Pools	51505	FICA/OADSI	1,410	1,544	2,052	2,052	1,952
01509647	Ad Astra Pool	51505	FICA/OADSI	5,439	5,645	0	5,819	5,766
01509648	Flat Rock Creek Pool	51505	FICA/OADSI	4,818	4,970	5,861	5,861	5,963
01509649	Indian Trails Pool	51505	FICA/OADSI	7,827	8,139	9,618	9,618	9,789
01509651	Swim Team	51505	FICA/OADSI	539	704	1,274	1,274	1,290
28500652	Legler Barn	51505	FICA/OADSI	624	593	2,041	2,041	2,130
80405000	Stormwater Administration	51505	FICA/OADSI	4,357	4,799	9,158	9,158	8,584
80405500	Stormwater Maintenance	51505	FICA/OADSI	39,002	39,584	48,806	48,806	48,397

ORG	ORG DESCRIPTION	OBJ	DESCRIPTION	2018	2019	2020	2020	2021
				ACTUAL	ACTUAL	Original BUDGET	Revised BUDGET	BUDGET
80405550	Stormwater Development	51505	FICA/OADSI	13,877	14,338	15,708	15,708	15,507
82500001	Rec Center Administration	51505	FICA/OADSI	6,943	6,064	5,979	5,979	6,144
82501001	Rec Center Facilities	51505	FICA/OADSI	3,112	3,055	6,199	6,199	5,372
82500008	Rec Center Customer Service	51505	FICA/OADSI	11,737	14,701	17,048	17,048	17,104
82502659	Rec Center Building Services	51505	FICA/OADSI	5,672	5,000	11,656	11,656	11,059
82503000	Rec Center Rentals & Events	51505	FICA/OADSI	2,236	2,979	2,661	2,661	2,924
82506000	Rec Center Enrichment	51505	FICA/OADSI	1,382	344	1,548	1,548	2,014
82506636	Rec Center Camps	51505	FICA/OADSI	3,880	6,724	9,058	9,058	5,097
82506641	Rec Center Dance	51505	FICA/OADSI	2,179	2,908	3,876	3,876	3,834
82508660	Rec Center Sports	51505	FICA/OADSI	3,601	3,487	5,612	5,612	5,821
82509661	Rec Center Pools	51505	FICA/OADSI	21,795	24,972	27,112	27,112	28,541
82510000	Rec Center Fitness	51505	FICA/OADSI	13,200	16,393	14,652	14,652	15,138
	Object Total			1,798,113	1,909,588	2,176,612	2,182,431	2,188,970
01010000	Governing Body	51510	FICA/MD	1,673	1,723	1,936	1,936	1,914
01011000	City Manager	51510	FICA/MD	7,792	10,376	8,811	8,811	10,150
01012000	Communications	51510	FICA/MD	4,331	4,460	4,768	4,768	4,852
01013000	Municipal Court	51510	FICA/MD	4,654	4,583	5,401	5,401	5,532
01014000	City Clerk	51510	FICA/MD	228	979	0	0	0
01015000	Public Market	51510	FICA/MD	1,932	2,102	2,426	2,426	2,456
01030000	Non-departmental	51510	FICA/MD	0	0	1,088	1,088	1,088
01100000	Finance	51510	FICA/MD	8,995	9,777	10,723	10,723	10,075
01110000	Human Resources	51510	FICA/MD	7,336	7,843	8,718	8,718	8,690
01150000	IT Administration	51510	FICA/MD	1,583	1,669	1,849	1,849	2,304
01150012	IT Support Services	51510	FICA/MD	3,649	3,326	3,822	3,822	3,692
01150013	IT Data Analytics	51510	FICA/MD	4,155	4,400	5,322	5,322	5,588
01150014	IT Infrastructure	51510	FICA/MD	3,344	3,841	4,112	4,112	4,168
01180000	Legal	51510	FICA/MD	8,342	8,758	10,064	10,064	9,112
01181000	Prosecution	51510	FICA/MD	2,223	2,292	2,743	2,743	2,649
01200000	CD Administration	51510	FICA/MD	10,541	9,932	12,734	12,734	11,031
01201000	Community Standards	51510	FICA/MD	2,596	2,783	3,252	3,252	3,277
01202000	Building Inspection	51510	FICA/MD	6,322	6,396	7,840	7,840	7,979
01203000	Land Use	51510	FICA/MD	5,254	5,230	5,989	5,989	5,863
01204000	Engineering	51510	FICA/MD	13,021	13,899	15,578	15,578	15,851
01300000	Fire Administration	51510	FICA/MD	6,311	6,337	7,228	7,228	4,826
01300301	Fire Domestic Preparedness	51510	FICA/MD	0	0	0	0	1,383
01300303	Fire Prof. Development	51510	FICA/MD	5,195	5,581	6,152	6,152	6,071
01301000	Fire Operations	51510	FICA/MD	76,695	80,754	85,333	85,333	86,374
01302000	Fire Planning	51510	FICA/MD	4,896	5,330	7,755	7,755	7,854
01350000	Police Administration	51510	FICA/MD	37,087	39,504	45,209	45,209	47,833
01351000	Police Investigations	51510	FICA/MD	11,235	12,940	16,145	16,145	14,176
01352000	Patrol Administration	51510	FICA/MD	73,481	76,915	82,953	82,953	84,781
01380000	Emergency Management	51510	FICA/MD	0	1,106	1,406	1,406	0
01400000	Municipal Services Admin.	51510	FICA/MD	5,210	5,589	7,117	7,117	7,071
01401501	Snow	51510	FICA/MD	0	0	1,088	1,088	0
01401502	Highways & Streets	51510	FICA/MD	13,616	14,526	15,297	15,297	15,656
01402504	Traffic	51510	FICA/MD	4,574	4,543	5,110	5,110	5,012
01403500	Facilities	51510	FICA/MD	5,217	5,394	6,433	6,433	6,216
01404000	Fleet	51510	FICA/MD	8,220	8,640	9,429	9,429	9,573
01500000	Parks & Rec. Administration	51510	FICA/MD	7,603	8,227	8,702	8,702	10,186
01501000	Parks Maint. Administration	51510	FICA/MD	20,815	22,567	25,220	25,220	25,771
01501612	Parks Building Services	51510	FICA/MD	5,986	6,324	6,810	6,810	7,209
01502000	Parks Prog. Administration	51510	FICA/MD	4,005	4,427	4,951	4,951	5,691
01502613	Thompson Barn	51510	FICA/MD	592	618	825	825	836
01503610	Farmers Market	51510	FICA/MD	137	228	162	162	164
01503623	Other Events	51510	FICA/MD	8	2	0	0	0
01504628	Adult Fitness	51510	FICA/MD	190	141	151	151	157
01504629	Senior Programs	51510	FICA/MD	0	0	0	0	0
01504630	Adult Sports	51510	FICA/MD	0	0	0	0	0
01504631	Adult Trips	51510	FICA/MD	0	0	90	90	94
01504632	Parks & Recreation - Other	51510	FICA/MD	0	0	85	85	89
01505634	Youth Sports	51510	FICA/MD	40	69	48	48	50
01505635	Arts & Crafts	51510	FICA/MD	0	12	92	92	96
01505636	Camps & Shows	51510	FICA/MD	65	47	261	261	92
01506640	Prog Dance	51510	FICA/MD	0	0	0	0	0
01507642	Programs - Nature	51510	FICA/MD	891	921	1,064	1,064	1,074
01509646	Swimming Pools	51510	FICA/MD	330	361	480	480	456
01509647	Ad Astra Pool	51510	FICA/MD	1,272	1,320	0	1,361	1,349
01509648	Flat Rock Creek Pool	51510	FICA/MD	1,127	1,163	1,371	1,371	1,395
01509649	Indian Trails Pool	51510	FICA/MD	1,830	1,904	2,250	2,250	2,289
01509651	Swim Team	51510	FICA/MD	126	165	298	298	302
28500652	Legler Barn	51510	FICA/MD	146	139	477	477	498
80405000	Stormwater Administration	51510	FICA/MD	1,065	1,195	2,141	2,141	2,007
80405500	Stormwater Maintenance	51510	FICA/MD	9,122	9,257	11,416	11,416	11,317
80405550	Stormwater Development	51510	FICA/MD	3,245	3,353	3,674	3,674	3,627
82500001	Rec Center Administration	51510	FICA/MD	1,624	1,418	1,398	1,398	1,437
82501001	Rec Center Facilities	51510	FICA/MD	728	714	1,450	1,450	1,256
82500008	Rec Center Customer Service	51510	FICA/MD	2,745	3,438	3,986	3,986	4,001
82502659	Rec Center Building Services	51510	FICA/MD	1,327	1,169	2,725	2,725	2,586
82503000	Rec Center Rentals & Events	51510	FICA/MD	523	697	622	622	684
82506000	Rec Center Enrichment	51510	FICA/MD	323	81	362	362	471
82506636	Rec Center Camps	51510	FICA/MD	908	1,573	2,119	2,119	1,192
82506641	Rec Center Dance	51510	FICA/MD	510	680	907	907	897
82508660	Rec Center Sports	51510	FICA/MD	842	816	1,312	1,312	1,362

ORG	ORG DESCRIPTION	OBJ	DESCRIPTION	2018 ACTUAL	2019 ACTUAL	2020 Original BUDGET	2020 Revised BUDGET	2021 BUDGET
82509661	Rec Center Pools	51510	FICA/MD	5,097	5,840	6,340	6,340	6,676
82510000	Rec Center Fitness	51510	FICA/MD	3,087	3,834	3,428	3,428	3,539
			Object Total	426,017	454,228	509,048	510,409	511,947
01010000	Governing Body	51515	Employers KPERS	5,484	6,149	6,442	6,442	9,119
01011000	City Manager	51515	Employers KPERS	51,137	55,801	58,395	58,395	69,079
01012000	Communications	51515	Employers KPERS	27,935	29,777	31,596	31,596	31,407
01013000	Municipal Court	51515	Employers KPERS	32,163	33,336	35,795	35,795	37,651
01014000	City Clerk	51515	Employers KPERS	1,640	7,294	0	0	0
01015000	Public Market	51515	Employers KPERS	9,968	14,695	16,078	16,078	13,715
01030000	Non-departmental	51515	Employers KPERS	0	40,306	7,208	7,208	7,403
01100000	Finance	51515	Employers KPERS	61,654	69,432	71,063	71,063	68,573
01110000	Human Resources	51515	Employers KPERS	48,989	53,895	55,348	55,348	56,584
01150000	IT Administration	51515	Employers KPERS	10,749	11,885	12,251	12,251	15,684
01150012	IT Support Services	51515	Employers KPERS	25,106	23,766	25,326	25,326	25,135
01150013	IT Data Analytics	51515	Employers KPERS	27,337	30,722	35,275	35,275	38,035
01150014	IT Infrastructure	51515	Employers KPERS	22,468	27,344	27,258	27,258	28,365
01180000	Legal	51515	Employers KPERS	56,685	62,651	66,707	66,707	62,029
01181000	Prosecution	51515	Employers KPERS	15,148	14,391	18,187	18,187	18,029
01200000	CD Administration	51515	Employers KPERS	69,745	68,858	82,467	82,467	73,067
01201000	Community Standards	51515	Employers KPERS	16,215	18,106	18,575	18,575	19,188
01202000	Building Inspection	51515	Employers KPERS	43,190	46,979	47,878	47,878	50,195
01203000	Land Use	51515	Employers KPERS	35,539	36,821	39,697	39,697	39,903
01204000	Engineering	51515	Employers KPERS	86,386	96,773	99,164	99,164	103,615
01300000	Fire Administration	51515	Employers KPERS	4,831	5,454	5,463	5,463	5,500
01302000	Fire Planning	51515	Employers KPERS	3,452	5,174	5,309	5,309	5,364
01350000	Police Administration	51515	Employers KPERS	199,365	217,059	222,821	222,821	242,908
01351000	Police Investigations	51515	Employers KPERS	14,854	17,867	24,177	24,177	20,822
01352000	Patrol Administration	51515	Employers KPERS	25,485	27,688	31,361	31,361	24,672
01400000	Municipal Services Admin.	51515	Employers KPERS	35,798	40,454	47,163	47,163	48,133
01401501	Snow	51515	Employers KPERS	0	0	7,208	7,208	0
01401502	Highways & Streets	51515	Employers KPERS	93,905	105,126	101,358	101,358	106,566
01402504	Traffic	51515	Employers KPERS	31,301	32,572	33,869	33,869	34,116
01403500	Facilities	51515	Employers KPERS	35,902	38,678	42,643	42,643	42,315
01404000	Fleet	51515	Employers KPERS	56,870	62,670	62,493	62,493	65,158
01500000	Parks & Rec. Administration	51515	Employers KPERS	50,496	56,454	54,745	54,745	65,468
01501000	Parks Maint. Administration	51515	Employers KPERS	126,784	144,135	147,081	147,081	157,922
01501612	Parks Building Services	51515	Employers KPERS	34,186	40,429	38,319	38,319	35,633
01502000	Parks Prog. Administration	51515	Employers KPERS	28,747	32,040	32,816	32,816	37,288
01502613	Thompson Barn	51515	Employers KPERS	59	53	0	0	0
01503623	Other Events	51515	Employers KPERS	26	6	0	0	0
01504628	Adult Fitness	51515	Employers KPERS	0	9	0	0	0
01505636	Camps & Shows	51515	Employers KPERS	96	48	0	0	0
01507642	Programs - Nature	51515	Employers KPERS	5,612	6,172	6,416	6,416	6,626
01509646	Swimming Pools	51515	Employers KPERS	2,258	1,809	2,580	2,580	2,499
28500652	Legler Barn	51515	Employers KPERS	10	11	0	0	0
80405000	Stormwater Administration	51515	Employers KPERS	7,145	8,452	14,195	14,195	13,664
80405500	Stormwater Maintenance	51515	Employers KPERS	62,478	64,254	75,649	75,649	77,040
80405550	Stormwater Development	51515	Employers KPERS	22,349	24,389	24,346	24,346	24,685
82500001	Rec Center Administration	51515	Employers KPERS	8,645	9,133	9,268	9,268	9,781
82501001	Rec Center Facilities	51515	Employers KPERS	4,814	4,969	9,608	9,608	8,552
82500008	Rec Center Customer Service	51515	Employers KPERS	4,589	7,030	8,770	8,770	8,739
82502659	Rec Center Building Services	51515	Employers KPERS	8,178	7,941	16,749	16,749	17,608
82503000	Rec Center Rentals & Events	51515	Employers KPERS	1,515	2,606	2,593	2,593	2,710
82506000	Rec Center Enrichment	51515	Employers KPERS	358	0	0	0	0
82506636	Rec Center Camps	51515	Employers KPERS	2,594	3,711	3,915	3,915	5,972
82506641	Rec Center Dance	51515	Employers KPERS	1,047	1,341	1,325	1,325	1,385
82508660	Rec Center Sports	51515	Employers KPERS	1,478	1,267	1,289	1,289	1,325
82509661	Rec Center Pools	51515	Employers KPERS	4,536	5,075	7,808	7,808	7,477
82510000	Rec Center Fitness	51515	Employers KPERS	3,752	5,010	6,237	6,237	8,947
			Object Total	1,531,053	1,728,067	1,802,284	1,802,284	1,855,651
01200000	CD Administration	51520	Employers KPERS W@R	1,753	2,024	4,393	4,393	2,022
01350000	Police Administration	51520	Employers KPERS W@R	0	1,109	0	0	3,446
01500000	Parks & Rec. Administration	51520	Employers KPERS W@R	0	0	0	0	0
01501612	Parks Building Services	51520	Employers KPERS W@R	1,597	1,576	5,624	5,624	3,449
01502613	Thompson Barn	51520	Employers KPERS W@R	73	16	0	0	0
82502659	Rec Center Building Services	51520	Employers KPERS W@R	269	334	0	0	0
			Object Total	3,692	5,059	10,017	10,017	8,917
01300000	Fire Administration	51525	KP&F	80,582	89,086	96,855	96,855	65,955
01300301	Fire Domestic Preparedness	51525	KP&F	0	0	0	0	22,703
01300303	Fire Prof. Development	51525	KP&F	77,878	89,120	93,050	93,050	99,642
01301000	Fire Operations	51525	KP&F	1,134,603	1,303,290	1,290,655	1,290,655	1,417,701
01302000	Fire Planning	51525	KP&F	64,986	74,706	105,167	105,167	115,982
01350000	Police Administration	51525	KP&F	109,005	131,848	172,980	172,980	180,479
01351000	Police Investigations	51525	KP&F	132,855	166,824	189,009	189,009	182,463
01352000	Patrol Administration	51525	KP&F	996,157	1,158,275	1,180,782	1,180,782	1,329,686
01380000	Emergency Management	51525	KP&F	0	17,739	21,266	21,266	0
			Object Total	2,596,066	3,030,888	3,149,764	3,149,764	3,414,611
01011000	City Manager	51530	Pension Plan	44,752	42,538	36,460	36,460	53,314
01012000	Communications	51530	Pension Plan	16,655	18,068	19,727	19,727	19,092
01013000	Municipal Court	51530	Pension Plan	15,680	15,899	16,144	16,144	16,509

ORG	ORG DESCRIPTION	OBJ	DESCRIPTION	2018	2019	2020	2020	2021
				ACTUAL	ACTUAL	Original BUDGET	Revised BUDGET	BUDGET
01014000	City Clerk	51530	Pension Plan	842	4,405	0	0	0
01015000	Public Market	51530	Pension Plan	4,822	6,806	7,212	7,212	7,375
01030000	Non-departmental	51530	Pension Plan	0	33,665	0	0	0
01100000	Finance	51530	Pension Plan	37,465	42,022	44,368	44,368	41,685
01110000	Human Resources	51530	Pension Plan	29,727	32,070	34,556	34,556	34,397
01150000	IT Administration	51530	Pension Plan	6,647	7,182	7,649	7,649	9,534
01150012	IT Support Services	51530	Pension Plan	15,577	11,881	15,813	15,813	15,280
01150013	IT Data Analytics	51530	Pension Plan	17,113	18,548	22,023	22,023	23,122
01150014	IT Infrastructure	51530	Pension Plan	13,450	16,306	17,019	17,019	17,243
01180000	Legal	51530	Pension Plan	34,842	37,522	41,648	41,648	37,709
01181000	Prosecution	51530	Pension Plan	9,488	8,307	8,441	8,441	8,354
01200000	CD Administration	51530	Pension Plan	41,179	36,747	51,488	51,488	44,416
01201000	Community Standards	51530	Pension Plan	10,012	10,936	11,597	11,597	11,664
01202000	Building Inspection	51530	Pension Plan	25,506	21,184	29,891	29,891	30,514
01203000	Land Use	51530	Pension Plan	20,307	10,548	24,785	24,785	24,257
01204000	Engineering	51530	Pension Plan	53,639	58,264	61,913	61,913	62,989
01300000	Fire Administration	51530	Pension Plan	25,972	27,497	29,910	29,910	19,971
01300301	Fire Domestic Preparedness	51530	Pension Plan	0	0	0	0	5,724
01300303	Fire Prof. Development	51530	Pension Plan	22,462	24,053	25,458	25,458	25,119
01301000	Fire Operations	51530	Pension Plan	320,937	338,522	353,121	353,121	357,404
01302000	Fire Planning	51530	Pension Plan	19,568	21,734	32,088	32,088	32,500
01350000	Police Administration	51530	Pension Plan	148,679	150,197	186,447	186,447	197,917
01351000	Police Investigations	51530	Pension Plan	47,935	55,867	66,807	66,807	58,657
01352000	Patrol Administration	51530	Pension Plan	298,979	311,477	342,634	342,634	350,217
01380000	Emergency Management	51530	Pension Plan	0	4,504	5,818	5,818	0
01400000	Municipal Services Admin.	51530	Pension Plan	21,258	23,686	29,446	29,446	29,260
01401501	Snow	51530	Pension Plan	0	0	4,500	4,500	0
01401502	Highways & Streets	51530	Pension Plan	54,911	50,874	63,283	63,283	64,782
01402504	Traffic	51530	Pension Plan	19,210	19,452	21,146	21,146	20,739
01403500	Facilities	51530	Pension Plan	18,865	18,592	26,625	26,625	25,723
01404000	Fleet	51530	Pension Plan	32,186	35,241	39,017	39,017	39,611
01500000	Parks & Rec. Administration	51530	Pension Plan	30,280	33,772	31,160	31,160	34,755
01501000	Parks Maint. Administration	51530	Pension Plan	73,508	74,232	91,834	91,834	95,996
01501612	Parks Building Services	51530	Pension Plan	17,392	19,728	21,241	21,241	18,079
01502000	Parks Prog. Administration	51530	Pension Plan	17,212	18,515	20,488	20,488	22,668
01502613	Thompson Barn	51530	Pension Plan	64	29	0	0	0
01503623	Other Events	51530	Pension Plan	17	3	0	0	0
01504628	Adult Fitness	51530	Pension Plan	0	5	0	0	0
01505636	Camps & Shows	51530	Pension Plan	65	29	0	0	0
01507642	Programs - Nature	51530	Pension Plan	3,464	3,730	4,006	4,006	4,028
01509646	Swimming Pools	51530	Pension Plan	1,399	-7,041	1,611	1,611	1,519
28500652	Legler Barn	51530	Pension Plan	6	7	0	0	0
80405000	Stormwater Administration	51530	Pension Plan	3,588	4,320	8,863	8,863	8,305
80405500	Stormwater Maintenance	51530	Pension Plan	36,172	33,290	47,231	47,231	46,832
80405550	Stormwater Development	51530	Pension Plan	13,837	14,744	15,200	15,200	15,007
82500001	Rec Center Administration	51530	Pension Plan	4,447	3,678	5,786	5,786	5,946
82501001	Rec Center Facilities	51530	Pension Plan	1,996	2,001	5,638	5,638	5,199
82500008	Rec Center Customer Service	51530	Pension Plan	2,720	4,170	3,370	3,370	3,316
82502659	Rec Center Building Services	51530	Pension Plan	3,476	4,018	10,066	10,066	10,702
82503000	Rec Center Rentals & Events	51530	Pension Plan	934	1,051	1,619	1,619	1,648
82506000	Rec Center Enrichment	51530	Pension Plan	253	0	0	0	0
82506636	Rec Center Camps	51530	Pension Plan	1,536	2,245	827	827	1,142
82506641	Rec Center Dance	51530	Pension Plan	631	811	827	827	842
82508660	Rec Center Sports	51530	Pension Plan	769	574	805	805	806
82509661	Rec Center Pools	51530	Pension Plan	2,791	3,017	3,406	3,406	3,733
82510000	Rec Center Fitness	51530	Pension Plan	2,337	2,366	2,465	2,465	2,534
			Object Total	1,647,559	1,733,888	1,953,477	1,953,477	1,968,135
01010000	Governing Body	51540	Workers Compensation	276	285	381	381	375
01011000	City Manager	51540	Workers Compensation	1,309	1,743	1,731	1,731	1,993
01012000	Communications	51540	Workers Compensation	738	765	936	936	953
01013000	Municipal Court	51540	Workers Compensation	819	815	1,056	1,056	1,086
01014000	City Clerk	51540	Workers Compensation	38	176	0	0	0
01015000	Public Market	51540	Workers Compensation	329	358	476	476	482
01100000	Finance	51540	Workers Compensation	1,554	1,704	2,103	2,103	1,979
01110000	Human Resources	51540	Workers Compensation	1,271	1,359	1,712	1,712	1,707
01150000	IT Administration	51540	Workers Compensation	273	287	363	363	453
01150012	IT Support Services	51540	Workers Compensation	643	575	748	748	725
01150013	IT Data Analytics	51540	Workers Compensation	702	742	1,025	1,025	1,098
01150014	IT Infrastructure	51540	Workers Compensation	565	661	809	809	818
01180000	Legal	51540	Workers Compensation	1,378	1,458	1,922	1,922	1,741
01181000	Prosecution	51540	Workers Compensation	380	385	527	527	509
01200000	CD Administration	51540	Workers Compensation	1,830	1,714	2,495	2,495	2,733
01201000	Community Standards	51540	Workers Compensation	7,080	7,540	10,041	10,041	10,116
01202000	Building Inspection	51540	Workers Compensation	8,747	8,945	12,586	12,586	13,446
01203000	Land Use	51540	Workers Compensation	910	896	1,176	1,176	1,151
01204000	Engineering	51540	Workers Compensation	17,614	19,258	25,367	25,367	26,597
01300000	Fire Administration	51540	Workers Compensation	15,558	15,877	20,366	20,366	12,836
01300301	Fire Domestic Preparedness	51540	Workers Compensation	0	0	0	0	4,364
01300303	Fire Prof. Development	51540	Workers Compensation	14,839	15,484	19,410	19,410	19,152
01301000	Fire Operations	51540	Workers Compensation	233,092	232,646	266,279	266,279	272,496
01302000	Fire Planning	51540	Workers Compensation	13,794	13,451	21,145	21,145	22,448
01350000	Police Administration	51540	Workers Compensation	22,099	22,662	34,374	34,374	35,047
01351000	Police Investigations	51540	Workers Compensation	14,147	15,901	21,193	21,193	21,527

ORG	ORG DESCRIPTION	OBJ	DESCRIPTION	2018	2019	2020	2020	2021
				ACTUAL	ACTUAL	Original BUDGET	Revised BUDGET	BUDGET
01352000	Patrol Administration	51540	Workers Compensation	105,870	111,714	135,948	135,948	141,025
01380000	Emergency Management	51540	Workers Compensation	0	2,988	4,436	4,436	0
01400000	Municipal Services Admin.	51540	Workers Compensation	911	978	1,366	1,366	4,329
01401501	Snow	51540	Workers Compensation	0	0	3,943	3,943	0
01401502	Highways & Streets	51540	Workers Compensation	52,419	55,550	65,727	65,727	67,362
01402504	Traffic	51540	Workers Compensation	12,088	11,994	15,238	15,238	14,982
01403500	Facilities	51540	Workers Compensation	10,910	11,410	15,230	15,230	14,662
01404000	Fleet	51540	Workers Compensation	14,930	15,658	19,087	19,087	19,448
01500000	Parks & Rec. Administration	51540	Workers Compensation	1,314	1,409	1,687	1,687	2,512
01501000	Parks Maint. Administration	51540	Workers Compensation	31,233	33,890	41,498	41,498	44,222
01501612	Parks Building Services	51540	Workers Compensation	14,046	14,716	17,716	17,716	19,249
01502000	Parks Prog. Administration	51540	Workers Compensation	2,409	2,557	3,192	3,192	3,667
01502613	Thompson Barn	51540	Workers Compensation	191	208	137	137	164
01503610	Farmers Market	51540	Workers Compensation	201	337	285	285	290
01503623	Other Events	51540	Workers Compensation	4	1	0	0	0
01504628	Adult Fitness	51540	Workers Compensation	104	77	97	97	101
01504629	Senior Programs	51540	Workers Compensation	0	0	0	0	0
01504630	Adult Sports	51540	Workers Compensation	0	0	0	0	0
01504631	Adult Trips	51540	Workers Compensation	0	0	49	49	60
01504632	Parks & Recreation - Other	51540	Workers Compensation	0	0	46	46	57
01505634	Youth Sports	51540	Workers Compensation	22	38	26	26	32
01505635	Arts & Crafts	51540	Workers Compensation	0	6	50	50	62
01505636	Camps & Shows	51540	Workers Compensation	36	26	142	142	60
01506640	Prog Dance	51540	Workers Compensation	0	0	0	0	0
01507642	Programs - Nature	51540	Workers Compensation	504	527	676	676	692
01509646	Swimming Pools	51540	Workers Compensation	58	95	281	281	310
01509647	Ad Astra Pool	51540	Workers Compensation	694	720	0	3,062	3,600
01509648	Flat Rock Creek Pool	51540	Workers Compensation	615	633	3,084	3,084	3,724
01509649	Indian Trails Pool	51540	Workers Compensation	997	1,037	5,061	5,061	6,113
01509651	Swim Team	51540	Workers Compensation	69	90	670	670	195
28500652	Legler Barn	51540	Workers Compensation	25	23	79	79	98
80405000	Stormwater Administration	51540	Workers Compensation	182	203	397	397	394
80405500	Stormwater Maintenance	51540	Workers Compensation	31,344	31,736	43,775	43,775	43,095
80405550	Stormwater Development	51540	Workers Compensation	4,959	5,286	6,459	6,459	6,386
82500001	Rec Center Administration	51540	Workers Compensation	650	659	726	726	748
82501001	Rec Center Facilities	51540	Workers Compensation	1,666	1,631	3,555	3,555	3,355
82500008	Rec Center Customer Service	51540	Workers Compensation	808	988	1,109	1,109	1,280
82502659	Rec Center Building Services	51540	Workers Compensation	3,135	2,824	6,929	6,929	6,906
82503000	Rec Center Rentals & Events	51540	Workers Compensation	174	251	202	202	262
82506000	Rec Center Enrichment	51540	Workers Compensation	186	48	197	197	303
82506636	Rec Center Camps	51540	Workers Compensation	488	848	1,269	1,269	915
82506641	Rec Center Dance	51540	Workers Compensation	276	373	512	512	578
82508660	Rec Center Sports	51540	Workers Compensation	466	453	733	733	877
82509661	Rec Center Pools	51540	Workers Compensation	2,637	3,066	3,505	3,505	4,346
82510000	Rec Center Fitness	51540	Workers Compensation	1,702	2,096	1,956	1,956	2,282
			Object Total	658,308	682,831	855,296	858,358	874,575
01010000	Governing Body	51545	Unemployment	0	0	320	320	331
01011000	City Manager	51545	Unemployment	854	717	1,609	1,609	1,950
01012000	Communications	51545	Unemployment	473	306	871	871	930
01013000	Municipal Court	51545	Unemployment	509	314	998	998	1,069
01014000	City Clerk	51545	Unemployment	23	67	0	0	0
01015000	Public Market	51545	Unemployment	212	144	453	453	481
01100000	Finance	51545	Unemployment	975	666	1,994	1,994	1,957
01110000	Human Resources	51545	Unemployment	795	534	1,626	1,626	1,700
01150000	IT Administration	51545	Unemployment	173	114	330	330	438
01150012	IT Support Services	51545	Unemployment	399	228	673	673	680
01150013	IT Data Analytics	51545	Unemployment	456	301	996	996	1,099
01150014	IT Infrastructure	51545	Unemployment	363	263	739	739	787
01180000	Legal	51545	Unemployment	905	596	1,876	1,876	1,778
01181000	Prosecution	51545	Unemployment	245	156	516	516	516
01200000	CD Administration	51545	Unemployment	1,151	675	2,352	2,352	2,134
01201000	Community Standards	51545	Unemployment	283	190	614	614	650
01202000	Building Inspection	51545	Unemployment	691	438	1,479	1,479	1,550
01203000	Land Use	51545	Unemployment	573	357	1,138	1,138	1,170
01204000	Engineering	51545	Unemployment	1,420	948	2,954	2,954	3,114
01300000	Fire Administration	51545	Unemployment	689	440	1,359	1,359	947
01300301	Fire Domestic Preparedness	51545	Unemployment	0	0	0	0	276
01300303	Fire Prof. Development	51545	Unemployment	569	383	1,169	1,169	1,209
01301000	Fire Operations	51545	Unemployment	8,416	5,544	15,074	15,074	16,050
01302000	Fire Planning	51545	Unemployment	536	364	1,110	1,110	1,185
01350000	Police Administration	51545	Unemployment	4,059	2,758	8,320	8,320	9,190
01351000	Police Investigations	51545	Unemployment	1,240	887	2,760	2,760	2,508
01352000	Patrol Administration	51545	Unemployment	8,051	5,284	14,370	14,370	15,275
01380000	Emergency Management	51545	Unemployment	0	74	267	267	0
01400000	Municipal Services Admin.	51545	Unemployment	569	382	1,330	1,330	1,386
01401501	Snow	51545	Unemployment	0	0	207	207	0
01401502	Highways & Streets	51545	Unemployment	1,489	994	2,885	2,885	2,904
01402504	Traffic	51545	Unemployment	499	310	949	949	966
01403500	Facilities	51545	Unemployment	571	370	1,193	1,193	1,194
01404000	Fleet	51545	Unemployment	896	589	1,722	1,722	1,823
01500000	Parks & Rec. Administration	51545	Unemployment	824	556	1,606	1,606	1,974
01501000	Parks Maint. Administration	51545	Unemployment	2,281	1,545	4,544	4,544	4,700
01501612	Parks Building Services	51545	Unemployment	657	432	1,255	1,255	1,380

ORG	ORG DESCRIPTION	OBJ	DESCRIPTION	2018 ACTUAL	2019 ACTUAL	2020 Original BUDGET	2020 Revised BUDGET	2021 BUDGET
01502000	Parks Prog. Administration	51545	Unemployment	436	301	925	925	1,119
01502613	Thompson Barn	51545	Unemployment	65	42	157	157	167
01503623	Other Events	51545	Unemployment	1	0	0	0	0
01504628	Adult Fitness	51545	Unemployment	21	10	29	29	31
01504629	Senior Programs	51545	Unemployment	0	0	0	0	0
01504630	Adult Sports	51545	Unemployment	0	0	0	0	0
01504631	Adult Trips	51545	Unemployment	0	0	17	17	19
01504632	Parks & Recreation - Other	51545	Unemployment	0	0	16	16	18
01505634	Youth Sports	51545	Unemployment	4	5	9	9	10
01505635	Arts & Crafts	51545	Unemployment	0	1	18	18	19
01505636	Camps & Shows	51545	Unemployment	7	3	50	50	18
01506640	Prog Dance	51545	Unemployment	0	0	0	0	0
01507642	Programs - Nature	51545	Unemployment	97	63	200	200	212
01509646	Swimming Pools	51545	Unemployment	36	25	90	90	90
01503610	Farmers Market	51545	Unemployment	15	16	30	30	33
01509647	Ad Astra Pool	51545	Unemployment	140	91	0	247	269
01509648	Flat Rock Creek Pool	51545	Unemployment	124	80	261	261	279
01509649	Indian Trails Pool	51545	Unemployment	202	131	427	427	457
01509651	Swim Team	51545	Unemployment	14	11	57	57	60
28500652	Legler Barn	51545	Unemployment	16	9	91	91	99
80405000	Stormwater Administration	51545	Unemployment	116	81	401	401	395
80405500	Stormwater Maintenance	51545	Unemployment	999	637	2,138	2,138	2,181
80405550	Stormwater Development	51545	Unemployment	355	228	698	698	724
82500001	Rec Center Administration	51545	Unemployment	183	97	259	259	279
82501001	Rec Center Facilities	51545	Unemployment	80	49	256	256	228
82500008	Rec Center Customer Service	51545	Unemployment	294	236	754	754	796
82502659	Rec Center Building Services	51545	Unemployment	145	80	500	500	491
82503000	Rec Center Rentals & Events	51545	Unemployment	56	48	117	117	135
82506000	Rec Center Enrichment	51545	Unemployment	38	6	69	69	94
82506636	Rec Center Camps	51545	Unemployment	98	107	394	394	223
82506641	Rec Center Dance	51545	Unemployment	55	47	171	171	178
82508660	Rec Center Sports	51545	Unemployment	93	56	249	249	272
82509661	Rec Center Pools	51545	Unemployment	558	400	1,190	1,190	1,309
82510000	Rec Center Fitness	51545	Unemployment	340	262	651	651	705
	Object Total			46,434	31,048	91,882	92,129	96,211
01010000	Governing Body	51550	Health Insurance	0	0	10,000	10,000	0
01011000	City Manager	51550	Health Insurance	56,103	28,725	55,000	55,000	71,500
01012000	Communications	51550	Health Insurance	38,491	33,634	40,000	40,000	44,000
01013000	Municipal Court	51550	Health Insurance	65,236	43,718	50,000	50,000	55,000
01014000	City Clerk	51550	Health Insurance	3,189	15,399	0	0	0
01015000	Public Market	51550	Health Insurance	18,135	17,379	20,000	20,000	22,000
01100000	Finance	51550	Health Insurance	90,052	77,046	70,000	70,000	77,000
01110000	Human Resources	51550	Health Insurance	74,678	60,708	65,000	65,000	71,500
01150000	IT Administration	51550	Health Insurance	11,274	8,732	10,000	10,000	11,000
01150012	IT Support Services	51550	Health Insurance	50,739	27,870	40,000	40,000	44,000
01150013	IT Data Analytics	51550	Health Insurance	29,487	22,853	50,000	50,000	55,000
01150014	IT Infrastructure	51550	Health Insurance	26,101	25,078	30,000	30,000	33,000
01180000	Legal	51550	Health Insurance	73,403	58,004	65,000	65,000	71,500
01181000	Prosecution	51550	Health Insurance	37,010	27,214	20,000	20,000	22,000
01200000	CD Administration	51550	Health Insurance	115,730	87,834	128,000	128,000	129,800
01201000	Community Standards	51550	Health Insurance	47,708	35,227	30,000	30,000	44,000
01202000	Building Inspection	51550	Health Insurance	92,340	71,903	70,000	70,000	77,000
01203000	Land Use	51550	Health Insurance	69,499	55,027	50,000	50,000	55,000
01204000	Engineering	51550	Health Insurance	165,348	133,368	130,000	130,000	143,000
01300000	Fire Administration	51550	Health Insurance	52,242	38,528	40,000	40,000	33,000
01300301	Fire Domestic Preparedness	51550	Health Insurance	0	0	0	0	11,000
01300303	Fire Prof. Development	51550	Health Insurance	76,702	56,492	40,000	40,000	44,000
01301000	Fire Operations	51550	Health Insurance	1,187,216	934,282	830,000	830,000	924,000
01302000	Fire Planning	51550	Health Insurance	75,211	59,067	50,000	50,000	55,000
01350000	Police Administration	51550	Health Insurance	473,110	392,022	510,000	510,000	561,000
01351000	Police Investigations	51550	Health Insurance	132,722	104,574	140,000	140,000	143,000
01352000	Patrol Administration	51550	Health Insurance	788,761	678,534	850,000	850,000	946,000
01380000	Emergency Management	51550	Health Insurance	0	10,578	10,000	10,000	0
01400000	Municipal Services Admin.	51550	Health Insurance	69,446	55,958	65,500	65,500	72,050
01401502	Highways & Streets	51550	Health Insurance	261,566	211,058	210,000	210,000	231,000
01402504	Traffic	51550	Health Insurance	67,671	51,078	50,000	50,000	55,000
01403500	Facilities	51550	Health Insurance	102,154	83,097	80,000	80,000	88,000
01404000	Fleet	51550	Health Insurance	125,864	98,352	100,000	100,000	110,000
01500000	Parks & Rec. Administration	51550	Health Insurance	83,938	65,180	65,000	65,000	77,000
01501000	Parks Maint. Administration	51550	Health Insurance	309,919	251,091	300,000	300,000	341,000
01501612	Parks Building Services	51550	Health Insurance	87,336	57,168	80,000	80,000	66,000
01502000	Parks Prog. Administration	51550	Health Insurance	73,649	59,535	50,000	50,000	55,000
01502613	Thompson Barn	51550	Health Insurance	93	11	0	0	0
01507642	Programs - Nature	51550	Health Insurance	13,446	11,041	10,000	10,000	11,000
01509646	Swimming Pools	51550	Health Insurance	9,771	5,131	5,000	5,000	5,500
80405000	Stormwater Administration	51550	Health Insurance	11,059	9,404	16,500	16,500	18,150
80405500	Stormwater Maintenance	51550	Health Insurance	180,375	134,614	170,000	170,000	187,000
80405550	Stormwater Development	51550	Health Insurance	36,157	33,172	30,000	30,000	33,000
82500001	Rec Center Administration	51550	Health Insurance	31,190	21,069	15,000	15,000	16,500
82501001	Rec Center Facilities	51550	Health Insurance	7,204	5,746	20,000	20,000	22,000
82500008	Rec Center Customer Service	51550	Health Insurance	5,480	5,746	10,000	10,000	11,000
82502659	Rec Center Building Services	51550	Health Insurance	24,128	23,910	50,000	50,000	55,000
82503000	Rec Center Rentals & Events	51550	Health Insurance	5,882	7,023	5,000	5,000	5,500

ORG	ORG DESCRIPTION	OBJ	DESCRIPTION	2018 ACTUAL	2019 ACTUAL	2020 Original BUDGET	2020 Revised BUDGET	2021 BUDGET
82506636	Rec Center Camps	51550	Health Insurance	1,234	1,436	2,500	2,500	2,750
82506641	Rec Center Dance	51550	Health Insurance	1,234	1,437	2,500	2,500	2,750
82508660	Rec Center Sports	51550	Health Insurance	5,064	3,512	2,500	2,500	2,750
82509661	Rec Center Pools	51550	Health Insurance	12,725	8,001	10,000	10,000	11,000
82510000	Rec Center Fitness	51550	Health Insurance	14,694	10,838	7,500	7,500	8,250
			Object Total	5,391,766	4,318,404	4,760,000	4,760,000	5,230,500
01011000	City Manager	51555	Short Term Disability	118	45	176	176	215
01012000	Communications	51555	Short Term Disability	95	37	128	128	132
01013000	Municipal Court	51555	Short Term Disability	134	44	160	160	165
01014000	City Clerk	51555	Short Term Disability	5	9	0	0	0
01015000	Public Market	51555	Short Term Disability	25	19	64	64	66
01100000	Finance	51555	Short Term Disability	159	65	224	224	231
01110000	Human Resources	51555	Short Term Disability	166	65	208	208	215
01150000	IT Administration	51555	Short Term Disability	24	9	32	32	33
01150012	IT Support Services	51555	Short Term Disability	98	37	128	128	132
01150013	IT Data Analytics	51555	Short Term Disability	97	37	160	160	165
01150014	IT Infrastructure	51555	Short Term Disability	66	28	96	96	99
01180000	Legal	51555	Short Term Disability	142	56	208	208	215
01181000	Prosecution	51555	Short Term Disability	48	19	64	64	66
01200000	CD Administration	51555	Short Term Disability	292	119	410	410	389
01201000	Community Standards	51555	Short Term Disability	71	28	96	96	132
01202000	Building Inspection	51555	Short Term Disability	163	65	224	224	231
01203000	Land Use	51555	Short Term Disability	118	47	160	160	165
01204000	Engineering	51555	Short Term Disability	284	118	416	416	429
01300000	Fire Administration	51555	Short Term Disability	95	37	128	128	99
01300301	Fire Domestic Preparedness	51555	Short Term Disability	0	0	0	0	33
01300303	Fire Prof. Development	51555	Short Term Disability	95	37	128	128	132
01301000	Fire Operations	51555	Short Term Disability	1,872	755	2,688	2,688	2,607
01302000	Fire Planning	51555	Short Term Disability	95	46	160	160	198
01350000	Police Administration	51555	Short Term Disability	1,010	424	1,664	1,664	1,683
01351000	Police Investigations	51555	Short Term Disability	257	112	448	448	429
01352000	Patrol Administration	51555	Short Term Disability	1,778	739	2,752	2,752	2,838
01380000	Emergency Management	51555	Short Term Disability	0	5	32	32	0
01400000	Municipal Services Admin.	51555	Short Term Disability	175	72	210	210	216
01401502	Highways & Streets	51555	Short Term Disability	489	195	672	672	693
01402504	Traffic	51555	Short Term Disability	118	47	160	160	165
01403500	Facilities	51555	Short Term Disability	166	73	256	256	264
01404000	Fleet	51555	Short Term Disability	237	93	320	320	330
01500000	Parks & Rec. Administration	51555	Short Term Disability	142	55	208	208	231
01501000	Parks Maint. Administration	51555	Short Term Disability	675	266	960	960	1,023
01501612	Parks Building Services	51555	Short Term Disability	197	80	256	256	198
01502000	Parks Prog. Administration	51555	Short Term Disability	171	70	160	160	165
01507642	Programs - Nature	51555	Short Term Disability	24	9	32	32	33
01509646	Swimming Pools	51555	Short Term Disability	24	9	16	16	17
80405000	Stormwater Administration	51555	Short Term Disability	36	15	53	53	54
80405500	Stormwater Maintenance	51555	Short Term Disability	350	137	544	544	561
80405550	Stormwater Development	51555	Short Term Disability	71	28	96	96	99
82500001	Rec Center Administration	51555	Short Term Disability	46	19	48	48	50
82501001	Rec Center Facilities	51555	Short Term Disability	24	9	64	64	99
82500008	Rec Center Customer Service	51555	Short Term Disability	20	9	32	32	33
82502659	Rec Center Building Services	51555	Short Term Disability	47	15	160	160	198
82503000	Rec Center Rentals & Events	51555	Short Term Disability	15	9	16	16	17
82506636	Rec Center Camps	51555	Short Term Disability	15	7	8	8	41
82506641	Rec Center Dance	51555	Short Term Disability	15	7	8	8	8
82508660	Rec Center Sports	51555	Short Term Disability	16	5	8	8	8
82509661	Rec Center Pools	51555	Short Term Disability	45	19	32	32	66
82510000	Rec Center Fitness	51555	Short Term Disability	34	14	24	24	25
			Object Total	10,459	4,264	15,297	15,297	15,693
01011000	City Manager	51565	Life Insurance	1,309	703	1,530	1,530	1,816
01012000	Communications	51565	Life Insurance	709	375	828	828	825
01013000	Municipal Court	51565	Life Insurance	621	294	677	677	714
01014000	City Clerk	51565	Life Insurance	38	87	0	0	0
01015000	Public Market	51565	Life Insurance	164	136	303	303	319
01100000	Finance	51565	Life Insurance	1,555	860	1,864	1,864	1,803
01110000	Human Resources	51565	Life Insurance	1,242	677	1,452	1,452	1,489
01150000	IT Administration	51565	Life Insurance	273	100	321	321	412
01150012	IT Support Services	51565	Life Insurance	643	299	664	664	662
01150013	IT Data Analytics	51565	Life Insurance	702	369	926	926	1,001
01150014	IT Infrastructure	51565	Life Insurance	565	324	714	714	747
01180000	Legal	51565	Life Insurance	1,432	710	1,748	1,748	1,632
01181000	Prosecution	51565	Life Insurance	292	157	354	354	362
01200000	CD Administration	51565	Life Insurance	1,780	951	2,161	2,161	1,922
01201000	Community Standards	51565	Life Insurance	411	220	488	488	505
01202000	Building Inspection	51565	Life Insurance	1,095	576	1,256	1,256	1,321
01203000	Land Use	51565	Life Insurance	902	473	1,041	1,041	1,049
01204000	Engineering	51565	Life Insurance	2,207	1,193	2,601	2,601	2,724
01300000	Fire Administration	51565	Life Insurance	1,077	580	1,256	1,256	864
01300301	Fire Domestic Preparedness	51565	Life Insurance	0	0	0	0	248
01300303	Fire Prof. Development	51565	Life Insurance	923	482	1,069	1,069	1,087
01301000	Fire Operations	51565	Life Insurance	13,453	7,115	14,829	14,829	15,464
01302000	Fire Planning	51565	Life Insurance	770	458	1,349	1,349	1,407
01350000	Police Administration	51565	Life Insurance	6,376	3,425	7,832	7,832	8,562

ORG	ORG DESCRIPTION	OBJ	DESCRIPTION	2018	2019	2020	2020	2021
				ACTUAL	ACTUAL	Original BUDGET	Revised BUDGET	BUDGET
01351000	Police Investigations	51565	Life Insurance	1,975	1,131	2,805	2,805	2,537
01352000	Patrol Administration	51565	Life Insurance	12,438	6,638	14,391	14,391	15,152
01380000	Emergency Management	51565	Life Insurance	0	61	244	244	0
01400000	Municipal Services Admin.	51565	Life Insurance	910	494	1,236	1,236	1,266
01401501	Snow	51565	Life Insurance	0	0	189	189	0
01401502	Highways & Streets	51565	Life Insurance	2,393	1,417	2,658	2,658	2,803
01402504	Traffic	51565	Life Insurance	795	434	888	888	898
01403500	Facilities	51565	Life Insurance	912	517	1,119	1,119	1,112
01404000	Fleet	51565	Life Insurance	1,445	768	1,639	1,639	1,714
01500000	Parks & Rec. Administration	51565	Life Insurance	1,103	632	1,309	1,309	1,504
01501000	Parks Maint. Administration	51565	Life Insurance	3,224	1,706	3,786	3,786	4,155
01501612	Parks Building Services	51565	Life Insurance	802	438	893	893	781
01502000	Parks Prog. Administration	51565	Life Insurance	730	392	861	861	981
01502613	Thompson Barn	51565	Life Insurance	1	0	0	0	0
01509646	Swimming Pools	51565	Life Insurance	58	30	68	68	66
01507642	Programs - Nature	51565	Life Insurance	142	75	168	168	174
80405000	Stormwater Administration	51565	Life Insurance	182	102	372	372	360
80405500	Stormwater Maintenance	51565	Life Insurance	1,601	846	1,984	1,984	2,028
80405550	Stormwater Development	51565	Life Insurance	568	297	639	639	649
82500001	Rec Center Administration	51565	Life Insurance	234	108	243	243	257
82501001	Rec Center Facilities	51565	Life Insurance	123	60	236	236	226
82500008	Rec Center Customer Service	51565	Life Insurance	102	62	142	142	143
82502659	Rec Center Building Services	51565	Life Insurance	205	86	423	423	462
82503000	Rec Center Rentals & Events	51565	Life Insurance	49	30	68	68	71
82506636	Rec Center Camps	51565	Life Insurance	26	16	35	35	49
82506641	Rec Center Dance	51565	Life Insurance	26	16	35	35	36
82508660	Rec Center Sports	51565	Life Insurance	39	15	34	34	35
82509661	Rec Center Pools	51565	Life Insurance	115	64	143	143	162
82510000	Rec Center Fitness	51565	Life Insurance	96	47	104	104	110
			Object Total	68,833	37,046	81,975	81,975	84,666
01010000	Governing Body	51570	Employee Assistance Program	0	0	0	0	0
01011000	City Manager	51570	Employee Assistance Program	130	40	165	165	195
01012000	Communications	51570	Employee Assistance Program	104	36	120	120	150
01013000	Municipal Court	51570	Employee Assistance Program	207	67	210	210	210
01014000	City Clerk	51570	Employee Assistance Program	6	9	0	0	0
01015000	Public Market	51570	Employee Assistance Program	78	33	120	120	150
01100000	Finance	51570	Employee Assistance Program	175	63	210	210	210
01110000	Human Resources	51570	Employee Assistance Program	169	59	225	225	225
01150000	IT Administration	51570	Employee Assistance Program	26	9	30	30	30
01150012	IT Support Services	51570	Employee Assistance Program	108	36	120	120	120
01150013	IT Data Analytics	51570	Employee Assistance Program	106	36	150	150	150
01150014	IT Infrastructure	51570	Employee Assistance Program	72	27	90	90	90
01180000	Legal	51570	Employee Assistance Program	156	52	195	195	195
01181000	Prosecution	51570	Employee Assistance Program	78	27	90	90	90
01200000	CD Administration	51570	Employee Assistance Program	313	112	414	414	384
01201000	Community Standards	51570	Employee Assistance Program	78	27	120	120	150
01202000	Building Inspection	51570	Employee Assistance Program	179	63	240	240	240
01203000	Land Use	51570	Employee Assistance Program	130	45	150	150	150
01204000	Engineering	51570	Employee Assistance Program	310	114	420	420	420
01300000	Fire Administration	51570	Employee Assistance Program	104	36	120	120	90
01300301	Fire Domestic Preparedness	51570	Employee Assistance Program	0	0	0	0	30
01300303	Fire Prof. Development	51570	Employee Assistance Program	104	36	120	120	120
01301000	Fire Operations	51570	Employee Assistance Program	2,056	729	2,490	2,490	2,520
01302000	Fire Planning	51570	Employee Assistance Program	130	45	150	150	150
01350000	Police Administration	51570	Employee Assistance Program	1,127	410	1,560	1,560	1,530
01351000	Police Investigations	51570	Employee Assistance Program	280	108	420	420	390
01352000	Patrol Administration	51570	Employee Assistance Program	1,965	714	2,580	2,580	2,610
01380000	Emergency Management	51570	Employee Assistance Program	0	5	30	30	0
01400000	Municipal Services Admin.	51570	Employee Assistance Program	135	48	197	197	197
01401502	Highways & Streets	51570	Employee Assistance Program	537	188	630	630	630
01402504	Traffic	51570	Employee Assistance Program	130	45	150	150	150
01403500	Facilities	51570	Employee Assistance Program	182	71	240	240	240
01404000	Fleet	51570	Employee Assistance Program	260	90	300	300	300
01500000	Parks & Rec. Administration	51570	Employee Assistance Program	219	76	375	375	330
01501000	Parks Maint. Administration	51570	Employee Assistance Program	740	257	960	960	960
01501612	Parks Building Services	51570	Employee Assistance Program	276	98	420	420	420
01502000	Parks Prog. Administration	51570	Employee Assistance Program	127	45	150	150	180
01502613	Thompson Barn	51570	Employee Assistance Program	2	0	30	30	30
01503610	Farmers Market	51570	Employee Assistance Program	0	0	60	60	60
01504628	Adult Fitness	51570	Employee Assistance Program	0	0	30	30	30
01504629	Senior Programs	51570	Employee Assistance Program	0	0	0	0	0
01504630	Adult Sports	51570	Employee Assistance Program	0	0	0	0	0
01504631	Adult Trips	51570	Employee Assistance Program	0	0	30	30	30
01504632	Parks & Recreation - Other	51570	Employee Assistance Program	0	0	30	30	30
01505634	Youth Sports	51570	Employee Assistance Program	0	0	30	30	30
01505635	Arts & Crafts	51570	Employee Assistance Program	0	0	30	30	30
01505636	Camps & Shows	51570	Employee Assistance Program	1	0	60	60	30
01507642	Programs - Nature	51570	Employee Assistance Program	26	9	60	60	60
01509646	Swimming Pools	51570	Employee Assistance Program	13	4	45	45	45
01509647	Ad Astra Pool	51570	Employee Assistance Program	0	0	0	0	60
01509648	Flat Rock Creek Pool	51570	Employee Assistance Program	0	0	60	60	60
01509649	Indian Trails Pool	51570	Employee Assistance Program	0	0	60	60	60
01509651	Swim Team	51570	Employee Assistance Program	0	0	30	30	30

ORG	ORG DESCRIPTION	OBJ	DESCRIPTION	2018 ACTUAL	2019 ACTUAL	2020 Original BUDGET	2020 Revised BUDGET	2021 BUDGET
28500652	Legler Barn	51570	Employee Assistance Program	0	0	30	30	30
80405000	Stormwater Administration	51570	Employee Assistance Program	20	7	50	50	50
80405500	Stormwater Maintenance	51570	Employee Assistance Program	386	132	510	510	510
80405550	Stormwater Development	51570	Employee Assistance Program	78	27	90	90	90
82500001	Rec Center Administration	51570	Employee Assistance Program	43	13	45	45	45
82501001	Rec Center Facilities	51570	Employee Assistance Program	26	9	60	60	90
82500008	Rec Center Customer Service	51570	Employee Assistance Program	31	18	150	150	150
82502659	Rec Center Building Services	51570	Employee Assistance Program	57	20	180	180	180
82503000	Rec Center Rentals & Events	51570	Employee Assistance Program	9	4	45	45	45
82506000	Rec Center Enrichment	51570	Employee Assistance Program	7	0	30	30	30
82506636	Rec Center Camps	51570	Employee Assistance Program	23	11	68	68	98
82506641	Rec Center Dance	51570	Employee Assistance Program	6	2	68	68	68
82508660	Rec Center Sports	51570	Employee Assistance Program	9	2	68	68	68
82509661	Rec Center Pools	51570	Employee Assistance Program	25	9	120	120	150
82510000	Rec Center Fitness	51570	Employee Assistance Program	21	7	113	113	143
			Object Total	11,580	4,130	16,143	16,203	16,338
01011000	City Manager	51575	Other Benefits	0	345	0	0	0
01012000	Communications	51575	Other Benefits	25	25	0	0	0
01013000	Municipal Court	51575	Other Benefits	400	0	0	0	0
01014000	City Clerk	51575	Other Benefits	0	440	0	0	0
01015000	Public Market	51575	Other Benefits	0	0	0	0	0
01100000	Finance	51575	Other Benefits	0	1,075	0	0	0
01110000	Human Resources	51575	Other Benefits	25	1,344	0	0	0
01150012	IT Support Services	51575	Other Benefits	25	0	0	0	0
01150013	IT Data Analytics	51575	Other Benefits	0	101	0	0	0
01150014	IT Infrastructure	51575	Other Benefits	0	51	0	0	0
01180000	Legal	51575	Other Benefits	178	900	0	0	0
01181000	Prosecution	51575	Other Benefits	51	100	0	0	0
01200000	CD Administration	51575	Other Benefits	79	605	0	0	0
01201000	Community Standards	51575	Other Benefits	152	240	0	0	0
01202000	Building Inspection	51575	Other Benefits	76	576	0	0	0
01204000	Engineering	51575	Other Benefits	127	127	0	0	0
01203000	Land Use	51575	Other Benefits	0	177	0	0	0
01300000	Fire Administration	51575	Other Benefits	160	133	0	0	0
01300301	Fire Domestic Preparedness	51575	Other Benefits	0	0	0	0	0
01301000	Fire Operations	51575	Other Benefits	1,122	1,361	0	0	0
01302000	Fire Planning	51575	Other Benefits	105	187	0	0	0
01300303	Fire Prof. Development	51575	Other Benefits	0	80	0	0	0
01350000	Police Administration	51575	Other Benefits	545	438	0	0	0
01351000	Police Investigations	51575	Other Benefits	107	342	0	0	0
01352000	Patrol Administration	51575	Other Benefits	888	1,064	0	0	0
01380000	Emergency Management	51575	Other Benefits	0	27	0	0	0
01400000	Municipal Services Admin.	51575	Other Benefits	0	215	0	0	0
01401502	Highways & Streets	51575	Other Benefits	669	391	0	0	0
01402504	Traffic	51575	Other Benefits	59	25	0	0	0
01403500	Facilities	51575	Other Benefits	169	200	0	0	0
01404000	Fleet	51575	Other Benefits	465	127	0	0	0
01500000	Parks & Rec. Administration	51575	Other Benefits	136	151	0	0	0
01501000	Parks Maint. Administration	51575	Other Benefits	279	370	0	0	0
01501612	Parks Building Services	51575	Other Benefits	25	101	0	0	0
01502000	Parks Prog. Administration	51575	Other Benefits	0	86	0	0	0
01507642	Programs - Nature	51575	Other Benefits	0	0	0	0	0
80405500	Stormwater Maintenance	51575	Other Benefits	127	200	0	0	0
80405550	Stormwater Development	51575	Other Benefits	25	0	0	0	0
82506000	Rec Center Enrichment	51575	Other Benefits	0	0	0	0	0
82509661	Rec Center Pools	51575	Other Benefits	395	0	0	0	0
82510000	Rec Center Fitness	51575	Other Benefits	19	0	0	0	0
			Object Total	6,433	11,604	0	0	0
Personal Services Total				45,200,736	46,913,297	51,528,255	50,972,652	52,072,097
01014000	City Clerk	52100	Services	0	0	0	0	0
01015000	Public Market	52100	Services	857	1,735	0	0	0
01110000	Human Resources	52100	Services	8	0	0	0	0
01111011	Recruiting	52100	Services	51,142	75,547	94,039	94,039	94,039
01200000	CD Administration	52100	Services	3,500	750	0	0	0
01201000	Community Standards	52100	Services	0	0	0	0	0
01202000	Building Inspection	52100	Services	0	0	1,000	1,000	1,000
01203000	Land Use	52100	Services	549	0	0	0	0
01204000	Engineering	52100	Services	181,241	146,857	0	0	0
01300000	Fire Administration	52100	Services	44,285	56,472	120,291	120,291	95,291
01303316	Fire Logistics Equipment	52100	Services	0	0	5,000	5,000	5,000
01350000	Police Administration	52100	Services	85,831	98,168	100,000	100,000	100,000
01350401	Police Towers	52100	Services	2,400	0	32,509	32,509	32,509
01351000	Police Investigations	52100	Services	0	0	3,000	3,000	3,000
01406000	Parking Structure	52100	Services	0	0	20,000	20,000	20,000
01503625	Spinach Festival	52100	Services	0	0	0	0	0
06700000	TIF Debt Service	52100	Services	7,204	7,284	0	0	0
			Object Total	377,017	386,813	375,839	375,839	350,839
01352000	Patrol Administration	52103	Animal Boarding	9,495	6,770	20,000	20,000	20,000
01352405	Police Patrol - ACO	52103	Animal Boarding	0	0	0	0	0

ORG	ORG DESCRIPTION	OBJ	DESCRIPTION	2018	2019	2020	2020	2021
				ACTUAL	ACTUAL	Original BUDGET	Revised BUDGET	BUDGET
			Object Total	9,495	6,770	20,000	20,000	20,000
01400000	Municipal Services Admin.	52104	Animal Waste Disposal	543	809	0	0	0
01401502	Highways & Streets	52104	Animal Waste Disposal	2,576	2,447	4,000	4,000	4,000
			Object Total	3,119	3,256	4,000	4,000	4,000
01180000	Legal	52106	Appraisal Services	5,300	2,700	5,750	5,750	5,000
			Object Total	5,300	2,700	5,750	5,750	5,000
01100000	Finance	52109	Auditing Services	62,000	50,370	69,000	69,000	62,500
			Object Total	62,000	50,370	69,000	69,000	62,500
01100000	Finance	52110	Banking Services	17,560	18,287	25,000	25,000	20,000
82500001	Rec Center Administration	52110	Banking Services	0	0	0	0	0
			Object Total	17,560	18,287	25,000	25,000	20,000
01180000	Legal	52111	Bond Counsel	0	0	3,265	3,265	3,265
			Object Total	0	0	3,265	3,265	3,265
01100000	Finance	52118	Credit Card Processing	133,390	140,429	130,000	130,000	153,000
			Object Total	133,390	140,429	130,000	130,000	153,000
28054000	Economic Development - CVB	52120	Convention & Visitors Bureau	220,000	270,000	270,000	270,000	270,000
			Object Total	220,000	270,000	270,000	270,000	270,000
01401502	Highways & Streets	52121	Dumpster - Regular Trash	1,288	3,488	4,200	4,200	4,000
			Object Total	1,288	3,488	4,200	4,200	4,000
01401502	Highways & Streets	52122	Dumpster - Program	18,679	19,116	22,200	22,200	22,000
			Object Total	18,679	19,116	22,200	22,200	22,000
28055000	Economic Development - EDC	52124	Economic Development Council	335,000	335,000	335,000	335,000	335,000
			Object Total	335,000	335,000	335,000	335,000	335,000
80405000	Stormwater Administration	52126	Engineering - Design	14,082	39,358	30,000	30,000	30,000
			Object Total	14,082	39,358	30,000	30,000	30,000
01110000	Human Resources	52134	Human Resources Services	8,377	29,411	39,000	39,000	30,000
			Object Total	8,377	29,411	39,000	39,000	30,000
01180000	Legal	52138	Insurance Services	0	0	2,000	2,000	2,000
			Object Total	0	0	2,000	2,000	2,000
01013000	Municipal Court	52140	Interpreter Services	13,275	11,273	10,750	10,750	13,750
			Object Total	13,275	11,273	10,750	10,750	13,750
01100000	Finance	52142	Investment Fees	2,770	2,800	5,000	5,000	3,000
			Object Total	2,770	2,800	5,000	5,000	3,000
01401502	Highways & Streets	52146	Landfill disposal	23,131	23,370	19,900	19,900	20,000
80405500	Stormwater Maintenance	52146	Landfill disposal	2,528	2,761	5,000	5,000	5,000
			Object Total	25,659	26,131	24,900	24,900	25,000
01303316	Fire Logistics Equipment	52148	Laundry/Sanitation Services	3,552	5,707	15,000	15,000	15,000
01350000	Police Administration	52148	Laundry/Sanitation Services	6,221	6,396	10,000	10,000	10,000
01352000	Patrol Administration	52148	Laundry/Sanitation Services	16,965	18,135	25,000	25,000	25,000
01404000	Fleet	52148	Laundry/Sanitation Services	10,800	12,158	10,000	10,000	10,000
01501612	Parks Building Services	52148	Laundry/Sanitation Services	3,435	2,910	2,000	2,000	2,000
			Object Total	40,973	45,306	62,000	62,000	62,000
01110000	Human Resources	52150	Legal Services	15,467	11,553	35,000	35,000	25,000
01180000	Legal	52150	Legal Services	231	4,488	12,500	12,500	10,000
01181000	Prosecution	52150	Legal Services	0	444	2,000	2,000	2,000
			Object Total	15,698	16,485	49,500	49,500	37,000
01300000	Fire Administration	52153	Medical Services	0	42	0	0	0
			Object Total	0	42	0	0	0
01201000	Community Standards	52154	Mowing (Weeds)	6,855	10,660	12,000	12,000	12,000
			Object Total	6,855	10,660	12,000	12,000	12,000
01201000	Community Standards	52155	Mowing (Nuisance)	2,373	1,641	12,000	12,000	12,000
			Object Total	2,373	1,641	12,000	12,000	12,000
01011000	City Manager	52156	Offsite Storage	103	96	1,300	1,300	1,300
01014000	City Clerk	52156	Offsite Storage	639	665	0	0	0
01100000	Finance	52156	Offsite Storage	1,546	1,944	3,000	3,000	2,000
01110000	Human Resources	52156	Offsite storage	1,102	1,401	1,250	1,250	1,250
01150000	IT Administration	52156	Offsite Storage	0	0	0	0	0
01180000	Legal	52156	Offsite Storage	648	644	1,850	1,850	1,850
01200000	CD Administration	52156	Offsite Storage	6,285	7,543	5,750	5,750	5,750
01300000	Fire Administration	52156	Offsite Storage	0	0	0	0	0
01400000	Municipal Services Admin.	52156	Offsite Storage	107	103	0	0	0
01500000	Parks & Rec. Administration	52156	Offsite Storage	0	0	0	0	0

ORG	ORG DESCRIPTION	OBJ	DESCRIPTION	2018	2019	2020	2020	2021
				ACTUAL	ACTUAL	Original BUDGET	Revised BUDGET	BUDGET
			Object Total	10,430	12,396	13,150	13,150	12,150
01014000	City Clerk	52158	Other Financial Services	0	0	0	0	0
01100000	Finance	52158	Other Financial Services	9,421	5,000	9,000	9,000	9,000
01110000	Human Resources	52158	Other Financial Services	40,000	32,000	32,000	32,000	32,000
01150012	IT Support Services	52158	Other Financial Services	5,995	5,951	6,000	7,300	7,300
01150013	IT Data Analytics	52158	Other Financial Services	0	0	0	0	0
			Object Total	55,416	42,951	47,000	48,300	48,300
01010000	Governing Body	52159	Other Professional Services	11,846	0	10,000	10,000	10,000
01010004	Vision 2040	52159	Other Professional Services	112,708	28,000	0	0	0
01011000	City Manager	52159	Other Professional Services	32,748	38,331	38,000	38,000	38,000
01012000	Communications	52159	Other Professional Services	10,250	400	30,000	30,000	12,155
01013000	Municipal Court	52159	Other Professional Services	48,000	47,925	55,000	55,000	60,000
01014000	City Clerk	52159	Other Professional Services	0	0	0	0	0
01015000	Public Market	52159	Other Professional Services	19,923	27,994	30,000	30,000	30,000
01030000	Non-departmental	52159	Other Professional Services	0	18,000	214,500	49,054	18,000
01100000	Finance	52159	Other Professional Services	14,872	17,452	17,000	17,000	20,000
01110000	Human Resources	52159	Other Professional Services	216	804	16,250	16,250	1,250
01150000	IT Administration	52159	Other Professional Services	0	2,108	0	0	0
01150012	IT Support Services	52159	Other Professional Services	0	0	0	100	100
01180000	Legal	52159	Other Professional Services	2,575	0	3,250	3,250	3,250
01200000	CD Administration	52159	Other Professional Services	157,805	158,887	175,000	175,000	175,000
01203000	Land Use	52159	Other Professional Services	0	0	0	0	0
01204000	Engineering	52159	Other Professional Services	5	3,250	110,000	110,000	110,000
01300000	Fire Administration	52159	Other Professional Services	0	42	0	0	0
01350000	Police Administration	52159	Other Professional Services	89,748	77,211	140,000	140,000	140,000
01350401	Police Towers	52159	Other Professional Services	4,250	12,319	5,940	5,940	5,940
01351000	Police Investigations	52159	Other Professional Services	971	800	0	0	0
01352000	Patrol Administration	52159	Other Professional Services	1,509	9,584	5,000	5,000	5,000
01352011	Police Patrol - Recruiting	52159	Other Professional Services	295	0	0	0	0
01352402	Police Patrol - K9	52159	Other Professional Services	6,177	0	0	0	0
01352405	Police Patrol - ACO	52159	Other Professional Services	166	0	0	0	0
01400000	Municipal Services Admin.	52159	Other Professional Services	4,118	4,267	5,500	5,500	5,500
01401501	Snow	52159	Other Professional Services	0	0	0	0	0
01401502	Highways & Streets	52159	Other Professional Services	7,293	5,450	8,000	8,000	8,000
01402503	Street Lights	52159	Other Professional Services	0	0	2,000	2,000	2,000
01402504	Traffic	52159	Other Professional Services	12,015	20,522	85,000	85,000	85,000
01403500	Facilities	52159	Other Professional Services	140,149	150,663	170,000	170,000	190,000
01404000	Fleet	52159	Other Professional Services	3,154	3,294	2,500	2,500	2,500
01500000	Parks & Rec. Administration	52159	Other Professional Services	0	0	0	0	0
01501000	Parks Maint. Administration	52159	Other Professional Services	0	98	1,053	1,053	1,053
01501500	Parks Maint. Facilities	52159	Other Professional Services	0	0	0	0	0
01501612	Parks Building Services	52159	Other Professional Services	24,999	49,239	59,901	62,949	62,949
01502000	Parks Prog. Administration	52159	Other Professional Services	360	59	859	859	859
01502612	Parks & Rec - Prog Custodial	52159	Other Professional Services	0	0	0	0	0
01502613	Thompson Barn	52159	Other Professional Services	855	87	2,124	2,124	2,124
01503610	Farmers Market	52159	Other Professional Services	2,450	4,680	5,200	5,200	5,200
01503611	Movie in the Park	52159	Other Professional Services	0	2,803	4,550	4,550	4,550
01503615	BBQ	52159	Other Professional Services	11,827	17,640	18,584	18,584	18,584
01503617	Community Days	52159	Other Professional Services	0	0	511	511	511
01503618	Cupids Gem	52159	Other Professional Services	0	0	300	300	300
01503620	Freedom Run	52159	Other Professional Services	6,923	7,791	300	300	8,300
01503621	Holiday Lights	52159	Other Professional Services	300	300	300	300	300
01503623	Other Events	52159	Other Professional Services	1,795	805	2,702	2,702	2,702
01503624	Bike Ride	52159	Other Professional Services	9,610	9,131	8,500	8,500	8,500
01503626	Senior Banquet	52159	Other Professional Services	1,673	3,357	4,375	4,375	4,375
01504628	Adult Fitness	52159	Other Professional Services	4,031	2,479	12,416	12,416	12,416
01504629	Senior Programs	52159	Other Professional Services	18,156	8,573	24,367	24,367	24,967
01504630	Adult Sports	52159	Other Professional Services	1,880	523	7,500	7,500	5,500
01504631	Adult Trips	52159	Other Professional Services	33,831	40,943	39,551	39,551	39,551
01504632	Parks & Recreation - Other	52159	Other Professional Services	0	0	0	0	0
01505634	Youth Sports	52159	Other Professional Services	6,236	8,249	0	0	2,000
01505635	Arts & Crafts	52159	Other Professional Services	120	120	2,071	2,071	2,071
01505636	Camps & Shows	52159	Other Professional Services	1,195	3,525	4,000	4,000	4,000
01506637	Arts Council	52159	Other Professional Services	19,295	18,064	25,325	25,325	25,325
01506638	Prog Cook	52159	Other Professional Services	0	0	3,000	3,000	3,000
01506654	Get Outdoors	52159	Other Professional Services	0	0	340	340	340
01506655	Art & Wine Fair	52159	Other Professional Services	14,594	13,435	10,200	10,200	10,200
01506658	Community Symphony	52159	Other Professional Services	7,331	6,224	8,550	11,876	8,550
01507642	Programs - Nature	52159	Other Professional Services	0	0	0	0	0
01508645	Tennis	52159	Other Professional Services	0	0	5,600	5,600	5,600
01509646	Swimming Pools	52159	Other Professional Services	401	198	694	694	694
01509651	Swim Team	52159	Other Professional Services	0	0	91	91	91
26350000	Drug & Alcohol Awareness	52159	Other Professional Services	19,425	36,175	86,385	70,000	70,000
28500652	Legler Barn	52159	Other Professional Services	3,139	2,989	4,000	4,000	4,000
41501710	PRIF Zone 2	52159	Other Professional Services	0	0	0	0	0
50052000	Economic Development - NRD	52159	Other Professional Services	0	0	0	0	0
80405000	Stormwater Administration	52159	Other Professional Services	12,629	9,781	51,800	51,800	51,800
80405500	Stormwater Maintenance	52159	Other Professional Services	179	8,024	3,500	3,500	3,500
82500001	Rec Center Administration	52159	Other Professional Services	3,045	2,368	4,800	4,800	4,500
82501001	Rec Center Facilities	52159	Other Professional Services	7,395	0	0	0	0
82502659	Rec Center Building Services	52159	Other Professional Services	8,506	10,776	26,500	26,500	26,500
82503000	Rec Center Rentals & Events	52159	Other Professional Services	5,254	3,292	5,000	5,000	8,000

ORG	ORG DESCRIPTION	OBJ	DESCRIPTION	2018 ACTUAL	2019 ACTUAL	2020 Original BUDGET	2020 Revised BUDGET	2021 BUDGET
82506000	Rec Center Enrichment	52159	Other Professional Services	1,209	534	1,500	1,500	1,500
82506636	Rec Center Camps	52159	Other Professional Services	14,677	32,013	42,500	42,500	42,500
82509661	Rec Center Pools	52159	Other Professional Services	0	13,900	0	22,000	22,000
82510000	Rec Center Fitness	52159	Other Professional Services	10,747	0	14,000	14,000	6,000
			Object Total	934,860	945,478	1,615,889	1,462,532	1,426,607
01010000	Governing Body	52160	Payments To Other Agencies	2,500	4,625	5,000	5,000	5,000
01014000	City Clerk	52160	Payments To Other Agencies	28,500	38,063	0	0	0
01030000	Non-departmental	52160	Payments To Other Agencies	21,131	0	40,350	40,350	60,350
01100000	Finance	52160	Payments To Other Agencies	578	28	0	0	0
01150000	IT Administration	52160	Payments To Other Agencies	9,127	9,880	10,000	10,000	10,000
01402504	Traffic	52160	Payments To Other Agencies	42,825	42,318	45,000	45,000	45,000
01504629	Senior Programs	52160	Payments To Other Agencies	0	0	0	0	0
26350000	Drug & Alcohol Awareness	52160	Payments To Other Agencies	130,500	130,500	135,000	135,000	135,000
28054000	Economic Development - CVB	52160	Payments To Other Agencies	0	0	0	0	0
28055000	Economic Development - EDC	52160	Payments To Other Agencies	0	0	0	0	0
80405000	Stormwater Administration	52160	Payments To Other Agencies	106	4,060	20,000	20,000	20,000
82506636	Rec Center Camps	52160	Payments To Other Agencies	0	2,285	0	0	0
			Object Total	235,267	231,759	255,350	255,350	275,350
01100000	Finance	52162	Payroll Processing/HRIS	130,772	141,452	140,000	140,000	150,000
01110000	Human Resources	52162	Payroll Processing/HRIS	77,733	83,352	85,000	85,000	85,000
01111011	Recruiting	52162	Payroll Processing/HRIS	8,301	7,877	9,500	9,500	21,500
			Object Total	216,806	232,681	234,500	234,500	256,500
01503616	Chili Challenge	52164	Performer/Entertainer	4,300	5,600	8,408	8,408	8,408
01503619	Enchanted Forest	52164	Performer/Entertainer	7,760	8,480	10,160	10,160	10,160
01503620	Freedom Run	52164	Performer/Entertainer	880	0	10,000	10,000	2,000
01503622	Music	52164	Performer/Entertainer	2,678	0	0	0	0
01503625	Spinach Festival	52164	Performer/Entertainer	4,070	4,087	3,000	3,000	3,000
01506637	Arts Council	52164	Performer/Entertainer	0	3,130	0	0	0
01506655	Art & Wine Fair	52164	Performer/Entertainer	0	2,043	3,000	3,000	3,000
			Object Total	19,688	23,340	34,568	34,568	26,568
01010000	Governing Body	52166	Photography Services	460	415	0	0	0
01500000	Parks & Rec. Administration	52166	Photography Services	0	0	68	68	68
01509646	Swimming Pools	52166	Photography Services	0	0	423	423	423
28500652	Legler Barn	52166	Photography Services	0	0	0	0	0
			Object Total	460	415	491	491	491
01111011	Recruiting	52168	Pre-employment Screenings	0	15,353	0	0	0
01350000	Police Administration	52168	Pre-employment Screenings	15,020	6,887	30,000	30,000	30,000
01352000	Patrol Administration	52168	Pre-employment Screenings	528	508	0	0	0
82500001	Rec Center Administration	52168	Pre-employment Screenings	0	0	3,250	3,250	0
			Object Total	15,548	22,748	33,250	33,250	30,000
01111011	Recruiting	52169	Pre-employment Labs	0	0	0	0	16,000
			Object Total	0	0	0	0	16,000
01111011	Recruiting	52170	Pre-employment Physicals	0	7,245	0	0	7,500
			Object Total	0	7,245	0	0	7,500
01111011	Recruiting	52171	Pre-employment Drug Screen	0	3,072	0	0	3,500
			Object Total	0	3,072	0	0	3,500
01013000	Municipal Court	52172	Prisoner Boarding	0	0	0	150,000	150,000
01350000	Police Administration	52172	Prisoner Boarding	115,640	91,140	115,000	0	0
			Object Total	115,640	91,140	115,000	150,000	150,000
01013000	Municipal Court	52174	Public Defender	3,749	3,505	5,450	5,450	5,450
			Object Total	3,749	3,505	5,450	5,450	5,450
01100000	Finance	52178	Temporary Agencies	0	21,180	0	0	0
01110000	Human Resources	52178	Temporary Agencies	360	6,828	4,000	4,000	4,000
01150012	IT Support Services	52178	Temporary Agencies	0	0	0	0	0
01150013	IT Data Analytics	52178	Temporary Agencies	0	0	0	0	0
01150014	IT Infrastructure	52178	Temporary Agencies	350	0	10,000	1,000	1,000
01200000	CD Administration	52178	Temporary Agencies	8,549	6,390	5,000	5,000	5,000
			Object Total	9,259	34,398	19,000	10,000	10,000
01014000	City Clerk	52180	Third Party Outsourcing	4,146	3,319	0	0	0
			Object Total	4,146	3,319	0	0	0
01401502	Highways & Streets	52184	Tub Grinder	2,650	4,751	10,300	10,300	10,000
			Object Total	2,650	4,751	10,300	10,300	10,000
01150014	IT Infrastructure	52190	LAN Support	46,025	21,922	20,000	2,000	2,000
			Object Total	46,025	21,922	20,000	2,000	2,000
01150012	IT Support Services	52194	PC/Printer Support	4,948	0	5,000	1,000	1,000
			Object Total	4,948	0	5,000	1,000	1,000
01150012	IT Support Services	52196	Server Support	20,277	0	6,000	1,000	1,000
01150013	IT Data Analytics	52196	Server Support	0	0	2,000	2,000	2,000

ORG	ORG DESCRIPTION	OBJ	DESCRIPTION	2018 ACTUAL	2019 ACTUAL	2020 Original BUDGET	2020 Revised BUDGET	2021 BUDGET
01150014	IT Infrastructure	52196	Server Support Object Total	32,315 52,592	7,566 7,566	35,000 43,000	1,000 4,000	1,000 4,000
01150014	IT Infrastructure	52198	Video Transmission Support Object Total	0 0	0 0	0 0	0 0	0 0
01150014	IT Infrastructure	52199	WAN Support Object Total	0 0	0 0	0 0	0 0	0 0
01015000	Public Market	52205	Taxes - Property	30,453	58,336	62,000	62,000	61,000
01030000	Non-departmental	52205	Taxes - Property	0	56,930	61,000	61,000	57,000
01100000	Finance	52205	Taxes - Property Object Total	58,814 89,267	0 115,266	0 123,000	0 123,000	0 118,000
01015000	Public Market	52210	Taxes - Special Assessment	448	895	0	0	800
01030000	Non-departmental	52210	Taxes - Special Assessment	0	127,533	117,000	117,000	131,000
01100000	Finance	52210	Taxes - Special Assessment Object Total	115,743 116,191	0 128,428	0 117,000	0 117,000	0 131,800
01100000	Finance	52220	Taxes - Wastewater Object Total	0 0	0 0	0 0	0 0	0 0
01030000	Non-departmental	52222	Taxes - Other	0	364	0	0	
01100000	Finance	52222	Taxes - Other Object Total	1,125 1,125	0 364	0 0	0 0	0 0
01013000	Municipal Court	52300	Training/Travel/Meetings	44	166	0	0	0
01015000	Public Market	52300	Training/Travel/Meetings	982	0	3,350	3,350	3,000
01110000	Human Resources	52300	Training/Travel/Meetings	17,466	1,667	0	0	0
01111011	Recruiting	52300	Training/Travel/Meetings	114	0	0	0	0
01150000	IT Administration	52300	Training/Travel/Meetings	0	99	0	0	0
01180000	Legal	52300	Training/Travel/Meetings	0	0	871	871	871
01181000	Prosecution	52300	Training/Travel/Meetings	5	0	600	600	600
01200000	CD Administration	52300	Training/Travel/Meetings	0	-24	0	0	0
01201000	Community Standards	52300	Training/Travel/Meetings	11	1,411	0	0	0
01202000	Building Inspection	52300	Training/Travel/Meetings	0	0	0	0	0
01203000	Land Use	52300	Training/Travel/Meetings	0	0	0	0	0
01204000	Engineering	52300	Training/Travel/Meetings	1,110	384	0	0	0
01300000	Fire Administration	52300	Training/Travel/Meetings	211	0	0	0	0
01300301	Fire Domestic Preparedness	52300	Training/Travel/Meetings	0	0	0	0	6,000
01300303	Fire Prof. Development	52300	Training/Travel/Meetings	108,102	33,308	0	0	0
01350000	Police Administration	52300	Training/Travel/Meetings	7,780	7,729	15,000	3,487	15,000
01351000	Police Investigations	52300	Training/Travel/Meetings	0	0	1,500	1,500	1,500
01352000	Patrol Administration	52300	Training/Travel/Meetings	0	2,634	0	0	0
01380000	Emergency Management	52300	Training/Travel/Meetings	0	5,918	6,000	6,000	0
01403500	Facilities	52300	Training/Travel/Meetings	0	0	2,000	2,000	2,000
01404000	Fleet	52300	Training/Travel/Meetings	780	0	0	0	0
01500000	Parks & Rec. Administration	52300	Training/Travel/Meetings	554	3,964	500	500	500
01501000	Parks Maint. Administration	52300	Training/Travel/Meetings	17,561	2,955	0	0	0
01501612	Parks Building Services	52300	Training/Travel/Meetings	3,209	2,874	0	0	0
01502000	Parks Prog. Administration	52300	Training/Travel/Meetings	939	82	2,000	2,000	2,000
01503610	Farmers Market	52300	Training/Travel/Meetings	252	470	1,200	1,200	1,200
01505634	Youth Sports	52300	Training/Travel/Meetings	0	10	0	0	0
01509646	Swimming Pools	52300	Training/Travel/Meetings	122	0	0	0	0
28500652	Legler Barn	52300	Training/Travel/Meetings	0	0	0	0	0
82500001	Rec Center Administration	52300	Training/Travel/Meetings	6,765	2,517	8,000	8,000	2100
82501001	Rec Center Facilities	52300	Training/Travel/Meetings	0	0	600	600	600
82500008	Rec Center Customer Service	52300	Training/Travel/Meetings	431	78	2,000	2,000	0
82502659	Rec Center Building Services	52300	Training/Travel/Meetings	669	0	2,100	2,100	2,100
82506636	Rec Center Camps	52300	Training/Travel/Meetings	0	0	0	0	1,000
82509661	Rec Center Pools	52300	Training/Travel/Meetings	60	0	615	615	615
82510000	Rec Center Fitness	52300	Training/Travel/Meetings Object Total	2,652 169,819	1,268 67,510	2,000 48,336	2,000 36,823	2,000 41,086
01010000	Governing Body	52302	Training/Travel/Mtgs - Per Diem	2,423	2,710	3,000	3,000	3,000
01011000	City Manager	52302	Training/Travel/Mtgs - Per Diem	1,198	1,600	3,000	3,000	3,000
01012000	Communications	52302	Training/Travel/Mtgs - Per Diem	920	712	1,400	1,400	1,400
01013000	Municipal Court	52302	Training/Travel/Mtgs - Per Diem	433	1,153	2,000	2,000	2,000
01014000	City Clerk	52302	Training/Travel/Mtgs - Per Diem	150	500	0	0	0
01100000	Finance	52302	Training/Travel/Mtgs - Per Diem	400	316	500	500	500
01110000	Human Resources	52302	Training/Travel/Mtgs - Per Diem	0	946	1,500	1,500	1,500
01150000	IT Administration	52302	Training/Travel/Mtgs - Per Diem	358	371	1,000	1,000	1,000
01150012	IT Support Services	52302	Training/Travel/Mtgs - Per Diem	219	725	1,000	0	0
01150013	IT Data Analytics	52302	Training/Travel/Mtgs - Per Diem	1,031	1,210	10,000	1,000	1,000
01150014	IT Infrastructure	52302	Training/Travel/Mtgs - Per Diem	1,398	1,931	3,000	3,000	3,000
01180000	Legal	52302	Training/Travel/Mtgs - Per Diem	1,302	802	2,500	2,500	2,500
01181000	Prosecution	52302	Training/Travel/Mtgs - Per Diem	0	0	825	825	825
01200000	CD Administration	52302	Training/Travel/Mtgs - Per Diem	1,743	1,138	1,500	1,500	1,500
01201000	Community Standards	52302	Training/Travel/Mtgs - Per Diem	0	0	200	200	200
01202000	Building Inspection	52302	Training/Travel/Mtgs - Per Diem	859	226	500	500	500
01203000	Land Use	52302	Training/Travel/Mtgs - Per Diem	871	1,131	1,500	1,500	1,500
01204000	Engineering	52302	Training/Travel/Mtgs - Per Diem	2,172	2,949	2,000	2,000	2,000
01300303	Fire Prof. Development	52302	Training/Travel/Mtgs - Per Diem	0	9,901	19,000	19,000	19,000
01350000	Police Administration	52302	Training/Travel/Mtgs - Per Diem	7,025	7,298	10,000	10,000	10,000

ORG	ORG DESCRIPTION	OBJ	DESCRIPTION	2018 ACTUAL	2019 ACTUAL	2020 Original BUDGET	2020 Revised BUDGET	2021 BUDGET
01351000	Police Investigations	52302	Training/Travel/Mtgs - Per Diem	1,144	3,387	3,000	3,000	3,000
01352000	Patrol Administration	52302	Training/Travel/Mtgs - Per Diem	2,427	10,236	15,000	15,000	15,000
01352011	Police Patrol - Recruiting	52302	Training/Travel/Mtgs - Per Diem	177	0	0	0	0
01352307	Police Patrol - Bike	52302	Training/Travel/Mtgs - Per Diem	570	0	0	0	0
01352402	Police Patrol - K9	52302	Training/Travel/Mtgs - Per Diem	0	0	0	0	0
01352403	Police Patrol - Traffic	52302	Training/Travel/Mtgs - Per Diem	1,153	0	0	0	0
01352404	Patrol Tactical	52302	Training/Travel/Mtgs - Per Diem	3,242	0	0	0	0
01352405	Police Patrol - ACO	52302	Training/Travel/Mtgs - Per Diem	77	0	0	0	0
01352406	Police Patrol - SRO	52302	Training/Travel/Mtgs - Per Diem	0	0	0	0	0
01352407	Police Patrol - Firearms	52302	Training/Travel/Mtgs - Per Diem	2,091	0	0	0	0
01352408	Police Patrol - Comm Policing	52302	Training/Travel/Mtgs - Per Diem	0	0	0	0	0
01352409	Police Patrol - Training	52302	Training/Travel/Mtgs - Per Diem	0	0	0	0	0
01352410	Police Patrol - DPU	52302	Training/Travel/Mtgs - Per Diem	855	0	0	0	0
01400000	Municipal Services Admin.	52302	Training/Travel/Mtgs - Per Diem	0	275	1,000	1,000	1,000
01401502	Highways & Streets	52302	Training/Travel/Mtgs - Per Diem	152	170	1,300	1,300	1,300
01402504	Traffic	52302	Training/Travel/Mtgs - Per Diem	0	0	1,000	1,000	1,000
01403500	Facilities	52302	Training/Travel/Mtgs - Per Diem	193	0	1,000	1,000	1,000
01404000	Fleet	52302	Training/Travel/Mtgs - Per Diem	150	600	1,700	1,700	1,700
01500000	Parks & Rec. Administration	52302	Training/Travel/Mtgs - Per Diem	193	434	200	200	200
01501000	Parks Maint. Administration	52302	Training/Travel/Mtgs - Per Diem	6	1,490	1,800	1,800	1,800
01501612	Parks Building Services	52302	Training/Travel/Mtgs - Per Diem	0	854	300	300	300
01502000	Parks Prog. Administration	52302	Training/Travel/Mtgs - Per Diem	1,495	1,380	1,500	1,500	1,500
80405000	Stormwater Administration	52302	Training/Travel/Mtgs - Per Diem	682	0	2,700	2,700	2,700
80405500	Stormwater Maintenance	52302	Training/Travel/Mtgs - Per Diem	376	1,248	1,000	1,000	1,000
82500001	Rec Center Administration	52302	Training/Travel/Mtgs - Per Diem	0	725	0	0	600
82500008	Rec Center Customer Service	52302	Training/Travel/Mtgs - Per Diem	0	0	0	0	160
82509661	Rec Center Pools	52302	Training/Travel/Mtgs - Per Diem	0	65	0	0	0
			Object Total	37,485	56,483	95,925	85,925	86,685
01010000	Governing Body	52303	Meals/Food/Refreshments	5,447	11,105	5,000	11,250	11,250
01010004	Vision 2040	52303	Meals/Food/Refreshments	2,131	1,040	0	0	0
01011000	City Manager	52303	Meals/Food/Refreshments	3,944	3,763	7,000	7,000	7,000
01012000	Communications	52303	Meals/Food/Refreshments	772	1,249	1,305	1,305	1,305
01013000	Municipal Court	52303	Meals/Food/Refreshments	581	628	0	0	0
01014000	City Clerk	52303	Meals/Food/Refreshments	266	0	0	0	0
01100000	Finance	52303	Meals/Food/Refreshments	460	3,415	3,000	3,000	3,000
01110000	Human Resources	52303	Meals/Food/Refreshments	0	406	1,500	1,500	1,500
01111011	Recruiting	52303	Meals/Food/Refreshments	0	918	0	0	0
01150000	IT Administration	52303	Meals/Food/Refreshments	1,015	420	400	400	400
01150012	IT Support Services	52303	Meals/Food/Refreshments	60	0	0	0	0
01150013	IT Data Analytics	52303	Meals/Food/Refreshments	0	78	1,000	1,000	1,000
01150014	IT Infrastructure	52303	Meals/Food/Refreshments	110	98	0	0	0
01180000	Legal	52303	Meals/Food/Refreshments	351	530	611	611	611
01181000	Prosecution	52303	Meals/Food/Refreshments	0	0	200	200	200
01200000	CD Administration	52303	Meals/Food/Refreshments	890	881	1,200	1,200	1,200
01201000	Community Standards	52303	Meals/Food/Refreshments	0	0	100	100	100
01202000	Building Inspection	52303	Meals/Food/Refreshments	89	50	250	250	250
01203000	Land Use	52303	Meals/Food/Refreshments	467	253	500	500	500
01204000	Engineering	52303	Meals/Food/Refreshments	850	864	1,000	1,000	1,000
01300000	Fire Administration	52303	Meals/Food/Refreshments	1,874	3,932	1,000	1,000	1,000
01300303	Fire Prof. Development	52303	Meals/Food/Refreshments	0	119	0	0	0
01350000	Police Administration	52303	Meals/Food/Refreshments	2,624	2,857	5,000	5,000	5,000
01351000	Police Investigations	52303	Meals/Food/Refreshments	31	38	1,500	1,500	1,500
01352000	Patrol Administration	52303	Meals/Food/Refreshments	167	1,148	15,000	15,000	15,000
01352011	Police Patrol - Recruiting	52303	Meals/Food/Refreshments	104	0	0	0	0
01352402	Police Patrol - K9	52303	Meals/Food/Refreshments	0	0	0	0	0
01352403	Police Patrol - Traffic	52303	Meals/Food/Refreshments	13	0	0	0	0
01352404	Patrol Tactical	52303	Meals/Food/Refreshments	310	0	0	0	0
01352408	Police Patrol - Comm Policing	52303	Meals/Food/Refreshments	0	0	0	0	0
01352409	Police Patrol - Training	52303	Meals/Food/Refreshments	53	0	0	0	0
01400000	Municipal Services Admin.	52303	Meals/Food/Refreshments	1,052	1,995	5,000	5,000	5,000
01401502	Highways & Streets	52303	Meals/Food/Refreshments	1,157	996	1,500	1,500	1,500
01403500	Facilities	52303	Meals/Food/Refreshments	0	33	500	500	500
01404000	Fleet	52303	Meals/Food/Refreshments	0	0	200	200	200
01500000	Parks & Rec. Administration	52303	Meals/Food/Refreshments	3,063	3,455	3,335	3,335	3,335
01501000	Parks Maint. Administration	52303	Meals/Food/Refreshments	3	89	250	250	250
01501612	Parks Building Services	52303	Meals/Food/Refreshments	0	353	475	475	475
01502000	Parks Prog. Administration	52303	Meals/Food/Refreshments	445	12	573	573	573
01506655	Art & Wine Fair	52303	Meals/Food/Refreshments	307	0	400	400	400
80405000	Stormwater Administration	52303	Meals/Food/Refreshments	134	0	2,100	2,100	2,100
80405500	Stormwater Maintenance	52303	Meals/Food/Refreshments	328	50	1,000	1,000	1,000
82500001	Rec Center Administration	52303	Meals/Food/Refreshments	0	59	0	0	1,700
82500008	Rec Center Customer Service	52303	Meals/Food/Refreshments	0	0	0	0	40
			Object Total	29,098	40,834	60,899	67,149	68,889
01010000	Governing Body	52304	Training/Mtgs - Registration	7,395	11,325	6,500	0	11,500
01011000	City Manager	52304	Training/Mtgs - Registration	4,147	9,362	8,000	0	8,000
01012000	Communications	52304	Training/Mtgs - Registration	6,174	3,702	3,200	0	3,200
01013000	Municipal Court	52304	Training/Mtgs - Registration	6,784	4,663	7,260	0	7,260
01014000	City Clerk	52304	Training/Mtgs - Registration	630	2,668	0	0	0
01015000	Public Market	52304	Training/Mtgs - Registration	-97	0	0	0	0
01100000	Finance	52304	Training/Mtgs - Registration	3,425	6,589	5,000	0	5,000
01110000	Human Resources	52304	Training/Mtgs - Registration	249	6,517	9,650	0	9,650
01111011	Recruiting	52304	Training/Mtgs - Registration	0	999	0	0	0

ORG	ORG DESCRIPTION	OBJ	DESCRIPTION	2018	2019	2020	2020	2021
				ACTUAL	ACTUAL	Original BUDGET	Revised BUDGET	BUDGET
01150000	IT Administration	52304	Training/Mtgs - Registration	3,305	3,760	7,000	0	7,000
01150012	IT Support Services	52304	Training/Mtgs - Registration	10,945	12,385	5,000	0	0
01150013	IT Data Analytics	52304	Training/Mtgs - Registration	9,572	12,637	10,000	0	2,000
01150014	IT Infrastructure	52304	Training/Mtgs - Registration	8,466	7,960	6,000	0	6,000
01180000	Legal	52304	Training/Mtgs - Registration	4,317	3,495	8,450	0	8,450
01181000	Prosecution	52304	Training/Mtgs - Registration	545	60	1,800	0	1,800
01200000	CD Administration	52304	Training/Mtgs - Registration	7,590	3,439	5,000	0	5,000
01201000	Community Standards	52304	Training/Mtgs - Registration	0	0	600	0	600
01202000	Building Inspection	52304	Training/Mtgs - Registration	283	999	1,750	0	1,750
01203000	Land Use	52304	Training/Mtgs - Registration	4,466	8,400	4,500	0	4,500
01204000	Engineering	52304	Training/Mtgs - Registration	7,959	6,513	9,000	0	9,000
01300303	Fire Prof. Development	52304	Training/Mtgs - Registration	0	10,755	23,500	0	23,500
01350000	Police Administration	52304	Training/Mtgs - Registration	29,677	40,333	35,000	0	35,000
01351000	Police Investigations	52304	Training/Mtgs - Registration	10,680	11,552	15,000	0	15,000
01352000	Patrol Administration	52304	Training/Mtgs - Registration	27,445	39,806	65,000	0	65,000
01352011	Police Patrol - Recruiting	52304	Training/Mtgs - Registration	480	0	0	0	0
01352307	Police Patrol - Bike	52304	Training/Mtgs - Registration	850	0	0	0	0
01352402	Police Patrol - K9	52304	Training/Mtgs - Registration	1,300	0	0	0	0
01352403	Police Patrol - Traffic	52304	Training/Mtgs - Registration	1,895	0	0	0	0
01352404	Patrol Tactical	52304	Training/Mtgs - Registration	11,931	0	0	0	0
01352405	Police Patrol - ACO	52304	Training/Mtgs - Registration	1,010	0	0	0	0
01352406	Police Patrol - SRO	52304	Training/Mtgs - Registration	0	0	0	0	0
01352407	Police Patrol - Firearms	52304	Training/Mtgs - Registration	495	0	0	0	0
01352408	Police Patrol - Comm Policing	52304	Training/Mtgs - Registration	1,500	0	0	0	0
01352409	Police Patrol - Training	52304	Training/Mtgs - Registration	7,169	0	0	0	0
01352410	Police Patrol - DPU	52304	Training/Mtgs - Registration	1,624	0	0	0	0
01400000	Municipal Services Admin.	52304	Training/Mtgs - Registration	3,675	2,239	4,500	0	4,500
01401502	Highways & Streets	52304	Training/Mtgs - Registration	2,505	4,765	8,300	0	8,300
01402504	Traffic	52304	Training/Mtgs - Registration	1,925	900	3,500	0	3,500
01403500	Facilities	52304	Training/Mtgs - Registration	3,795	1,440	2,000	0	6,000
01404000	Fleet	52304	Training/Mtgs - Registration	5,219	4,955	5,600	0	5,600
01500000	Parks & Rec. Administration	52304	Training/Mtgs - Registration	1,644	3,223	2,000	0	2,000
01501000	Parks Maint. Administration	52304	Training/Mtgs - Registration	0	4,899	7,800	0	7,800
01501612	Parks Building Services	52304	Training/Mtgs - Registration	0	640	525	0	525
01502000	Parks Prog. Administration	52304	Training/Mtgs - Registration	1,941	4,367	2,000	0	2,000
01509646	Swimming Pools	52304	Training/Mtgs - Registration	6,552	8,981	5,823	0	5,823
80405000	Stormwater Administration	52304	Training/Mtgs - Registration	6,534	1,649	2,400	2,400	2,400
80405500	Stormwater Maintenance	52304	Training/Mtgs - Registration	5,323	5,089	4,000	4,000	4,000
82500001	Rec Center Administration	52304	Training/Mtgs - Registration	0	1,943	0	0	0
82500008	Rec Center Customer Service	52304	Training/Mtgs - Registration	0	0	0	0	700
82509661	Rec Center Pools	52304	Training/Mtgs - Registration	723	1,856	6,753	6,753	6,753
	Object Total			222,047	254,865	292,411	13,153	289,111
01010000	Governing Body	52306	Training/Travel - Airline	3,343	4,742	5,500	0	5,000
01011000	City Manager	52306	Training/Travel - Airline	1,565	1,840	5,000	0	5,000
01012000	Communications	52306	Training/Travel - Airline	2,025	995	2,250	0	2,250
01013000	Municipal Court	52306	Training/Travel - Airline	1,251	391	1,200	0	1,200
01014000	City Clerk	52306	Training/Travel - Airline	414	452	0	0	0
01100000	Finance	52306	Training/Travel - Airline	1,011	775	3,000	0	3,000
01110000	Human Resources	52306	Training/Travel - Airline	0	2,635	2,000	0	2,000
01150000	IT Administration	52306	Training/Travel - Airline	1,620	1,578	3,000	0	3,000
01150012	IT Support Services	52306	Training/Travel - Airline	920	1,922	1,000	0	1,000
01150013	IT Data Analytics	52306	Training/Travel - Airline	1,055	1,294	3,500	0	3,500
01150014	IT Infrastructure	52306	Training/Travel - Airline	3,327	3,296	2,500	0	2,500
01180000	Legal	52306	Training/Travel - Airline	619	559	3,200	0	3,200
01181000	Prosecution	52306	Training/Travel - Airline	0	0	1,500	0	1,500
01200000	CD Administration	52306	Training/Travel - Airline	2,738	1,201	4,500	0	4,500
01201000	Community Standards	52306	Training/Travel - Airline	0	0	600	0	600
01202000	Building Inspection	52306	Training/Travel - Airline	235	462	1,500	0	1,500
01203000	Land Use	52306	Training/Travel - Airline	1,428	1,238	1,200	0	1,200
01204000	Engineering	52306	Training/Travel - Airline	688	2,427	1,000	0	1,000
01300000	Fire Administration	52306	Training/Travel - Airline	30	945	0	0	0
01300303	Fire Prof. Development	52306	Training/Travel - Airline	0	9,238	20,226	0	20,226
01350000	Police Administration	52306	Training/Travel - Airline	9,796	13,586	10,000	0	10,000
01351000	Police Investigations	52306	Training/Travel - Airline	1,300	3,663	6,000	0	6,000
01352000	Patrol Administration	52306	Training/Travel - Airline	2,036	8,210	10,000	0	10,000
01352307	Police Patrol - Bike	52306	Training/Travel - Airline	754	0	0	0	0
01352402	Police Patrol - K9	52306	Training/Travel - Airline	0	0	0	0	0
01352404	Patrol Tactical	52306	Training/Travel - Airline	25	0	0	0	0
01352406	Police Patrol - SRO	52306	Training/Travel - Airline	0	0	0	0	0
01352407	Police Patrol - Firearms	52306	Training/Travel - Airline	1,475	0	0	0	0
01352408	Police Patrol - Comm Policing	52306	Training/Travel - Airline	0	0	0	0	0
01352409	Police Patrol - Training	52306	Training/Travel - Airline	860	0	0	0	0
01352410	Police Patrol - DPU	52306	Training/Travel - Airline	1,131	0	0	0	0
01400000	Municipal Services Admin.	52306	Training/Travel - Airline	0	222	2,000	0	2,000
01401502	Highways & Streets	52306	Training/Travel - Airline	0	384	2,000	0	2,000
01402504	Traffic	52306	Training/Travel - Airline	0	0	600	0	600
01403500	Facilities	52306	Training/Travel - Airline	379	0	1,000	0	1,000
01404000	Fleet	52306	Training/Travel - Airline	0	0	2,800	0	2,800
01500000	Parks & Rec. Administration	52306	Training/Travel - Airline	0	0	500	0	500
01501000	Parks Maint. Administration	52306	Training/Travel - Airline	0	388	1,500	0	1,500
01501612	Parks Building Services	52306	Training/Travel - Airline	0	396	600	0	600
01502000	Parks Prog. Administration	52306	Training/Travel - Airline	734	707	700	0	700
80405000	Stormwater Administration	52306	Training/Travel - Airline	276	0	3,000	3,000	3,000

ORG	ORG DESCRIPTION	OBJ	DESCRIPTION	2018 ACTUAL	2019 ACTUAL	2020 Original BUDGET	2020 Revised BUDGET	2021 BUDGET
80405500	Stormwater Maintenance	52306	Training/Travel - Airline	246	222	1,200	1,200	1,200
82500001	Rec Center Administration	52306	Training/Travel - Airline	0	1,107	0	0	1,000
82500008	Rec Center Customer Service	52306	Training/Travel - Airline	0	0	0	0	500
			Object Total	41,281	64,875	104,576	4,200	105,576
01010000	Governing Body	52308	Training/Travel - Mileage	1,519	317	1,500	500	500
01011000	City Manager	52308	Training/Travel - Mileage	0	47	400	400	400
01100000	Finance	52308	Training/Travel - Mileage	211	118	200	200	200
01012000	Communications	52308	Training/Travel - Mileage	297	39	200	200	200
01013000	Municipal Court	52308	Training/Travel - Mileage	536	39	0	0	0
01014000	City Clerk	52308	Training/Travel - Mileage	8	0	0	0	0
01110000	Human Resources	52308	Training/Travel - Mileage	0	0	0	0	0
01150000	IT Administration	52308	Training/Travel - Mileage	185	0	100	100	100
01150012	IT Support Services	52308	Training/Travel - Mileage	0	0	50	50	50
01150013	IT Data Analytics	52308	Training/Travel - Mileage	65	39	300	300	300
01150014	IT Infrastructure	52308	Training/Travel - Mileage	162	0	200	200	200
01180000	Legal	52308	Training/Travel - Mileage	64	256	1,728	1,728	1,728
01181000	Prosecution	52308	Training/Travel - Mileage	0	0	1,760	1,760	1,760
01204000	Engineering	52308	Training/Travel - Mileage	0	907	0	0	0
01300000	Fire Administration	52308	Training/Travel - Mileage	42	38	0	0	0
01300303	Fire Prof. Development	52308	Training/Travel - Mileage	0	862	4,000	4,000	4,000
01302310	Fire Prevention	52308	Training/Travel - Mileage	68	30	0	0	0
01350000	Police Administration	52308	Training/Travel - Mileage	0	0	500	500	500
01351000	Police Investigations	52308	Training/Travel - Mileage	30	0	200	200	200
01352000	Patrol Administration	52308	Training/Travel - Mileage	0	0	500	500	500
01400000	Municipal Services Admin.	52308	Training/Travel - Mileage	0	0	200	200	200
01403500	Facilities	52308	Training/Travel - Mileage	0	245	0	0	0
01500000	Parks & Rec. Administration	52308	Training/Travel - Mileage	0	0	0	0	0
01501000	Parks Maint. Administration	52308	Training/Travel - Mileage	0	0	250	250	250
01501612	Parks Building Services	52308	Training/Travel - Mileage	0	79	0	0	0
01502000	Parks Prog. Administration	52308	Training/Travel - Mileage	37	40	35	35	35
82500001	Rec Center Administration	52308	Training/Travel - Mileage	0	118	0	0	100
			Object Total	3,224	3,174	12,123	11,123	11,223
01010000	Governing Body	52310	Training/Travel - Parking	189	309	300	300	300
01011000	City Manager	52310	Training/Travel - Parking	77	116	400	400	400
01012000	Communications	52310	Training/Travel - Parking	111	77	200	200	200
01013000	Municipal Court	52310	Training/Travel - Parking	50	0	0	0	0
01014000	City Clerk	52310	Training/Travel - Parking	36	0	0	0	0
01015000	Public Market	52310	Training/Travel - Parking	0	0	0	0	0
01110000	Human Resources	52310	Training/Travel - Parking	0	8	150	150	150
01100000	Finance	52310	Training/Travel - Parking	60	75	400	400	400
01150000	IT Administration	52310	Training/Travel - Parking	113	104	100	100	100
01150012	IT Support Services	52310	Training/Travel - Parking	72	0	60	60	60
01150013	IT Data Analytics	52310	Training/Travel - Parking	153	105	300	300	300
01150014	IT Infrastructure	52310	Training/Travel - Parking	280	239	300	300	300
01180000	Legal	52310	Training/Travel - Parking	180	70	250	250	250
01181000	Prosecution	52310	Training/Travel - Parking	0	0	200	200	200
01200000	CD Administration	52310	Training/Travel - Parking	225	76	250	250	250
01202000	Building Inspection	52310	Training/Travel - Parking	102	0	50	50	50
01203000	Land Use	52310	Training/Travel - Parking	43	36	50	50	50
01204000	Engineering	52310	Training/Travel - Parking	317	396	200	200	200
01300303	Fire Prof. Development	52310	Training/Travel - Parking	0	181	1,000	1,000	1,000
01350000	Police Administration	52310	Training/Travel - Parking	153	280	500	500	500
01351000	Police Investigations	52310	Training/Travel - Parking	45	143	100	100	100
01352000	Patrol Administration	52310	Training/Travel - Parking	58	8	500	500	500
01352404	Patrol Tactical	52310	Training/Travel - Parking	140	0	0	0	0
01352405	Police Patrol - ACO	52310	Training/Travel - Parking	96	0	0	0	0
01400000	Municipal Services Admin.	52310	Training/Travel - Parking	0	50	150	150	150
01401502	Highways & Streets	52310	Training/Travel - Parking	0	0	100	100	100
01402504	Traffic	52310	Training/Travel - Parking	0	0	50	50	60
01403500	Facilities	52310	Training/Travel - Parking	30	24	100	100	100
01404000	Fleet	52310	Training/Travel - Parking	37	0	0	0	0
01501000	Parks Maint. Administration	52310	Training/Travel - Parking	0	0	100	100	100
01501612	Parks Building Services	52310	Training/Travel - Parking	0	0	50	50	50
01502000	Parks Prog. Administration	52310	Training/Travel - Parking	60	68	50	50	50
80405000	Stormwater Administration	52310	Training/Travel - Parking	0	30	300	300	300
80405500	Stormwater Maintenance	52310	Training/Travel - Parking	0	106	100	100	100
82500001	Rec Center Administration	52310	Training/Travel - Parking	0	30	0	0	25
			Object Total	2,627	2,531	6,310	6,310	6,345
01010000	Governing Body	52312	Training/Travel - Taxi	522	410	700	400	400
01011000	City Manager	52312	Training/Travel - Taxi	115	225	500	500	500
01012000	Communications	52312	Training/Travel - Taxi	222	173	250	250	250
01013000	Municipal Court	52312	Training/Travel - Taxi	15	39	0	0	0
01015000	Public Market	52312	Training/Travel - Taxi	164	66	0	0	0
01100000	Finance	52312	Training/Travel - Taxi	30	78	300	300	300
01110000	Human Resources	52312	Training/Travel - Taxi	0	0	200	200	200
01150000	IT Administration	52312	Training/Travel - Taxi	189	190	130	130	130
01150012	IT Support Services	52312	Training/Travel - Taxi	92	59	100	100	100
01150013	IT Data Analytics	52312	Training/Travel - Taxi	56	150	200	300	300
01150014	IT Infrastructure	52312	Training/Travel - Taxi	184	236	550	550	550
01180000	Legal	52312	Training/Travel - Taxi	216	67	350	350	350
01181000	Prosecution	52312	Training/Travel - Taxi	0	0	100	100	100

ORG	ORG DESCRIPTION	OBJ	DESCRIPTION	2018	2019	2020	2020	2021
				ACTUAL	ACTUAL	Original BUDGET	Revised BUDGET	BUDGET
01200000	CD Administration	52312	Training/Travel - Taxi	867	246	250	250	250
01201000	Community Standards	52312	Training/Travel - Taxi	0	0	50	50	50
01202000	Building Inspection	52312	Training/Travel - Taxi	0	0	100	100	100
01203000	Land Use	52312	Training/Travel - Taxi	132	66	200	200	200
01204000	Engineering	52312	Training/Travel - Taxi	118	280	200	200	200
01300303	Fire Prof. Development	52312	Training/Travel - Taxi	0	353	500	500	500
01350000	Police Administration	52312	Training/Travel - Taxi	274	703	500	500	500
01351000	Police Investigations	52312	Training/Travel - Taxi	207	158	300	300	300
01352000	Patrol Administration	52312	Training/Travel - Taxi	221	497	1,500	1,500	1,500
01352404	Patrol Tactical	52312	Training/Travel - Taxi	0	0	0	0	0
01352406	Police Patrol - SRO	52312	Training/Travel - Taxi	0	0	0	0	0
01352407	Police Patrol - Firearms	52312	Training/Travel - Taxi	545	0	0	0	0
01352408	Police Patrol - Comm Policing	52312	Training/Travel - Taxi	0	0	0	0	0
01352409	Police Patrol - Training	52312	Training/Travel - Taxi	245	0	0	0	0
01352410	Police Patrol - DPU	52312	Training/Travel - Taxi	75	0	0	0	0
01400000	Municipal Services Admin.	52312	Training/Travel - Taxi	0	35	100	100	100
01401502	Highways & Streets	52312	Training/Travel - Taxi	0	0	250	250	250
01402504	Traffic	52312	Training/Travel - Taxi	0	0	100	100	100
01403500	Facilities	52312	Training/Travel - Taxi	60	0	250	250	250
01404000	Fleet	52312	Training/Travel - Taxi	0	0	200	200	200
01501000	Parks Maint. Administration	52312	Training/Travel - Taxi	0	0	150	150	150
01501612	Parks Building Services	52312	Training/Travel - Taxi	0	0	50	50	50
01502000	Parks Prog. Administration	52312	Training/Travel - Taxi	191	10	200	200	200
80405000	Stormwater Administration	52312	Training/Travel - Taxi	24	0	300	300	300
80405500	Stormwater Maintenance	52312	Training/Travel - Taxi	0	37	200	200	200
82500001	Rec Center Administration	52312	Training/Travel - Taxi	0	327	0	0	275
82500008	Rec Center Customer Service	52312	Training/Travel - Taxi	0	0	0	0	50
	Object Total			4,764	4,405	8,780	8,580	8,905
01010000	Governing Body	52314	Training/Travel - Tolls	78	9	200	50	50
01011000	City Manager	52314	Training/Travel - Tolls	12	0	300	300	300
01012000	Communications	52314	Training/Travel - Tolls	5	0	50	50	50
01013000	Municipal Court	52314	Training/Travel - Tolls	25	24	0	0	0
01014000	City Clerk	52314	Training/Travel - Tolls	11	11	0	0	0
01100000	Finance	52314	Training/Travel - Tolls	2	0	100	100	100
01150000	IT Administration	52314	Training/Travel - Tolls	0	0	0	0	0
01150014	IT Infrastructure	52314	Training/Travel - Tolls	0	4	0	0	0
01180000	Legal	52314	Training/Travel - Tolls	19	40	200	200	200
01181000	Prosecution	52314	Training/Travel - Tolls	0	0	100	100	100
01200000	CD Administration	52314	Training/Travel - Tolls	9	30	50	50	50
01202000	Building Inspection	52314	Training/Travel - Tolls	0	5	50	50	50
01203000	Land Use	52314	Training/Travel - Tolls	0	0	50	50	50
01204000	Engineering	52314	Training/Travel - Tolls	86	37	100	100	100
01300303	Fire Prof. Development	52314	Training/Travel - Tolls	0	111	500	500	500
01350000	Police Administration	52314	Training/Travel - Tolls	90	100	250	250	250
01351000	Police Investigations	52314	Training/Travel - Tolls	22	85	100	100	100
01352000	Patrol Administration	52314	Training/Travel - Tolls	82	150	250	250	250
01352011	Police Patrol - Recruiting	52314	Training/Travel - Tolls	11	0	0	0	0
01352402	Police Patrol - K9	52314	Training/Travel - Tolls	0	0	0	0	0
01352403	Police Patrol - Traffic	52314	Training/Travel - Tolls	20	0	0	0	0
01352407	Police Patrol - Firearms	52314	Training/Travel - Tolls	26	0	0	0	0
01352409	Police Patrol - Training	52314	Training/Travel - Tolls	0	0	0	0	0
01400000	Municipal Services Admin.	52314	Training/Travel - Tolls	0	0	50	50	50
01401502	Highways & Streets	52314	Training/Travel - Tolls	3	24	100	100	100
01402504	Traffic	52314	Training/Travel - Tolls	4	0	100	100	100
01403500	Facilities	52314	Training/Travel - Tolls	0	21	50	50	50
01500000	Parks & Rec. Administration	52314	Training/Travel - Tolls	49	0	50	50	50
01501000	Parks Maint. Administration	52314	Training/Travel - Tolls	0	43	50	50	50
01502000	Parks Prog. Administration	52314	Training/Travel - Tolls	34	5	35	35	35
80405000	Stormwater Administration	52314	Training/Travel - Tolls	9	0	350	350	350
80405500	Stormwater Maintenance	52314	Training/Travel - Tolls	21	8	50	50	50
82500001	Rec Center Administration	52314	Training/Travel - Tolls	0	0	0	0	0
82500008	Rec Center Customer Service	52314	Training/Travel - Tolls	0	0	0	0	10
	Object Total			618	707	3,135	2,985	2,995
01010000	Governing Body	52316	Training/Travel - Lodging	9,669	11,364	10,000	11,500	11,500
01011000	City Manager	52316	Training/Travel - Lodging	3,823	5,810	8,000	8,000	8,000
01012000	Communications	52316	Training/Travel - Lodging	2,445	1,588	2,800	2,800	2,800
01013000	Municipal Court	52316	Training/Travel - Lodging	2,190	2,525	3,000	3,000	3,000
01014000	City Clerk	52316	Training/Travel - Lodging	716	1,633	0	0	0
01015000	Public Market	52316	Training/Travel - Lodging	626	744	0	0	0
01100000	Finance	52316	Training/Travel - Lodging	2,536	2,738	4,000	4,000	4,000
01110000	Human Resources	52316	Training/Travel - Lodging	0	4,116	5,000	5,000	5,000
01150000	IT Administration	52316	Training/Travel - Lodging	2,156	634	4,000	4,000	4,000
01150012	IT Support Services	52316	Training/Travel - Lodging	0	1,657	2,000	0	0
01150013	IT Data Analytics	52316	Training/Travel - Lodging	2,307	3,245	11,000	3,900	3,900
01150014	IT Infrastructure	52316	Training/Travel - Lodging	7,399	11,742	10,000	1,000	1,000
01180000	Legal	52316	Training/Travel - Lodging	4,430	2,531	6,550	6,550	6,550
01181000	Prosecution	52316	Training/Travel - Lodging	0	0	1,650	1,650	1,650
01200000	CD Administration	52316	Training/Travel - Lodging	10,116	2,882	7,500	7,500	7,500
01201000	Community Standards	52316	Training/Travel - Lodging	0	0	500	500	500
01202000	Building Inspection	52316	Training/Travel - Lodging	1,666	419	1,750	1,750	1,750
01203000	Land Use	52316	Training/Travel - Lodging	2,867	4,264	4,000	4,000	4,000
01204000	Engineering	52316	Training/Travel - Lodging	4,922	8,126	6,000	6,000	6,000

ORG	ORG DESCRIPTION	OBJ	DESCRIPTION	2018	2019	2020	2020	2021
				ACTUAL	ACTUAL	Original BUDGET	Revised BUDGET	BUDGET
01300303	Fire Prof. Development	52316	Training/Travel - Lodging	0	27,110	34,000	16,647	34,000
01350000	Police Administration	52316	Training/Travel - Lodging	12,132	20,792	15,000	15,000	15,000
01351000	Police Investigations	52316	Training/Travel - Lodging	2,143	8,306	5,000	5,000	5,000
01352000	Patrol Administration	52316	Training/Travel - Lodging	5,033	17,084	20,000	20,000	20,000
01352011	Police Patrol - Recruiting	52316	Training/Travel - Lodging	650	0	0	0	0
01352307	Police Patrol - Bike	52316	Training/Travel - Lodging	0	0	0	0	0
01352402	Police Patrol - K9	52316	Training/Travel - Lodging	0	0	0	0	0
01352403	Police Patrol - Traffic	52316	Training/Travel - Lodging	2,243	0	0	0	0
01352404	Patrol Tactical	52316	Training/Travel - Lodging	2,722	0	0	0	0
01352405	Police Patrol - ACO	52316	Training/Travel - Lodging	105	0	0	0	0
01352406	Police Patrol - SRO	52316	Training/Travel - Lodging	0	0	0	0	0
01352407	Police Patrol - Firearms	52316	Training/Travel - Lodging	1,275	0	0	0	0
01352408	Police Patrol - Comm Policing	52316	Training/Travel - Lodging	0	0	0	0	0
01352409	Police Patrol - Training	52316	Training/Travel - Lodging	1,389	0	0	0	0
01352410	Police Patrol - DPU	52316	Training/Travel - Lodging	2,522	0	0	0	0
01400000	Municipal Services Admin.	52316	Training/Travel - Lodging	0	1,312	5,000	5,000	5,000
01401502	Highways & Streets	52316	Training/Travel - Lodging	473	359	4,000	4,000	4,000
01402504	Traffic	52316	Training/Travel - Lodging	0	0	1,900	1,900	1,900
01403500	Facilities	52316	Training/Travel - Lodging	719	0	2,000	2,000	2,000
01404000	Fleet	52316	Training/Travel - Lodging	315	0	4,000	4,000	4,000
01500000	Parks & Rec. Administration	52316	Training/Travel - Lodging	436	917	500	500	500
01501000	Parks Maint. Administration	52316	Training/Travel - Lodging	0	4,745	4,777	4,777	4,777
01501612	Parks Building Services	52316	Training/Travel - Lodging	0	0	1,372	1,372	1,372
01502000	Parks Prog. Administration	52316	Training/Travel - Lodging	2,261	2,674	2,500	2,500	2,500
80405000	Stormwater Administration	52316	Training/Travel - Lodging	1,236	1,159	3,600	3,600	3,600
80405500	Stormwater Maintenance	52316	Training/Travel - Lodging	893	3,416	3,000	3,000	3,000
82500001	Rec Center Administration	52316	Training/Travel - Lodging	0	2,375	0	0	2,100
82500008	Rec Center Customer Service	52316	Training/Travel - Lodging	0	0	0	0	540
Object Total				94,415	156,267	194,399	160,446	180,439
01010000	Governing Body	52318	Training/Travel - Rental Car	0	0	500	0	0
01011000	City Manager	52318	Training/Travel - Rental Car	134	0	400	400	400
01012000	Communications	52318	Training/Travel - Rental Car	0	0	0	0	0
01014000	City Clerk	52318	Training/Travel - Rental Car	140	0	0	0	0
01180000	Legal	52318	Training/Travel - Rental Car	0	0	265	265	265
01181000	Prosecution	52318	Training/Travel - Rental Car	0	0	220	220	220
01202000	Building Inspection	52318	Training/Travel - Rental Car	0	215	0	0	0
01300303	Fire Prof. Development	52318	Training/Travel - Rental Car	0	1,638	500	500	500
01350000	Police Administration	52318	Training/Travel - Rental Car	254	901	2,000	2,000	2,000
01351000	Police Investigations	52318	Training/Travel - Rental Car	0	916	1,000	1,000	1,000
01352000	Patrol Administration	52318	Training/Travel - Rental Car	0	474	1,500	1,500	1,500
01352404	Patrol Tactical	52318	Training/Travel - Rental Car	0	0	0	0	0
01352407	Police Patrol - Firearms	52318	Training/Travel - Rental Car	0	0	0	0	0
01352409	Police Patrol - Training	52318	Training/Travel - Rental Car	0	0	0	0	0
01501000	Parks Maint. Administration	52318	Training/Travel - Rental Car	0	0	100	100	100
Object Total				528	4,144	6,485	5,985	5,985
01010000	Governing Body	52320	Training/Mtgs - Hosted by City	4	0	0	0	0
01011000	City Manager	52320	Training/Mtgs - Hosted by City	-624	570	1,400	1,400	1,400
01012000	Communications	52320	Training/Mtgs - Hosted by City	0	0	0	0	0
01013000	Municipal Court	52320	Training/Mtgs - Hosted by City	429	2,175	2,000	2,000	2,000
01100000	Finance	52320	Training/Mtgs - Hosted by City	0	3,071	0	0	0
01110000	Human Resources	52320	Training/Mtgs - Hosted by City	18,029	3,404	30,000	30,000	15,000
01150000	IT Administration	52320	Training/Mtgs - Hosted by City	368	794	0	0	0
01150013	IT Data Analytics	52320	Training/Mtgs - Hosted by City	0	0	200	200	200
01180000	Legal	52320	Training/Mtgs - Hosted by City	600	0	1,000	1,000	1,000
01203000	Land Use	52320	Training/Mtgs - Hosted by City	0	131	0	0	0
01204000	Engineering	52320	Training/Mtgs - Hosted by City	0	3	0	0	0
01300301	Fire Domestic Preparedness	52320	Training/Mtgs - Hosted by City	0	0	0	0	4000
01300303	Fire Prof. Development	52320	Training/Mtgs - Hosted by City	0	6,349	0	0	0
01350000	Police Administration	52320	Training/Mtgs - Hosted by City	0	1,260	0	0	0
01352000	Patrol Administration	52320	Training/Mtgs - Hosted by City	0	0	1,500	1,500	1,500
01380000	Emergency Management	52320	Training/Mtgs - Hosted by City	0	0	4,000	4,000	0
01400000	Municipal Services Admin.	52320	Training/Mtgs - Hosted by City	811	1,343	1,000	1,000	1,000
01401502	Highways & Streets	52320	Training/Mtgs - Hosted by City	16	90	4,400	4,400	4,400
01403500	Facilities	52320	Training/Mtgs - Hosted by City	0	0	1,000	1,000	1,000
01404000	Fleet	52320	Training/Mtgs - Hosted by City	0	0	250	250	250
01500000	Parks & Rec. Administration	52320	Training/Mtgs - Hosted by City	0	0	0	0	0
01501000	Parks Maint. Administration	52320	Training/Mtgs - Hosted by City	0	0	50	50	50
01502000	Parks Prog. Administration	52320	Training/Mtgs - Hosted by City	0	0	0	0	0
28500652	Legler Barn	52320	Training/Mtgs - Hosted by City	0	0	0	0	0
80405500	Stormwater Maintenance	52320	Training/Mtgs - Hosted by City	35	0	100	100	100
Object Total				19,668	19,190	46,900	46,900	31,900
01010000	Governing Body	52322	Training - Materials	37	0	200	0	0
01011000	City Manager	52322	Training - Materials	50	0	300	300	300
01012000	Communications	52322	Training - Materials	19	0	135	135	135
01014000	City Clerk	52322	Training - Materials	17	34	0	0	0
01015000	Public Market	52322	Training - Materials	545	0	0	0	0
01100000	Finance	52322	Training - Materials	0	1,800	100	100	100
01110000	Human Resources	52322	Training - Materials	526	7,790	15,000	15,000	10,000
01150000	IT Administration	52322	Training - Materials	4,788	14,782	15,000	15,000	15,000
01150012	IT Support Services	52322	Training - Materials	12,184	5,911	8,000	8,000	8,000
01150013	IT Data Analytics	52322	Training - Materials	1,921	8,659	0	0	0

ORG	ORG DESCRIPTION	OBJ	DESCRIPTION	2018 ACTUAL	2019 ACTUAL	2020 Original BUDGET	2020 Revised BUDGET	2021 BUDGET
01150014	IT Infrastructure	52322	Training - Materials	1,850	1,779	10,000	10,000	10,000
01180000	Legal	52322	Training - Materials	0	237	150	150	150
01202000	Building Inspection	52322	Training - Materials	0	0	0	0	0
01203000	Land Use	52322	Training - Materials	32	0	0	0	0
01204000	Engineering	52322	Training - Materials	88	18	0	0	0
01300303	Fire Prof. Development	52322	Training - Materials	0	4,282	0	0	0
01350000	Police Administration	52322	Training - Materials	383	317	500	500	500
01351000	Police Investigations	52322	Training - Materials	123	0	0	0	0
01352000	Patrol Administration	52322	Training - Materials	0	31	1,000	1,000	1,000
01352307	Police Patrol - Bike	52322	Training - Materials	0	0	0	0	0
01352409	Police Patrol - Training	52322	Training - Materials	0	0	0	0	0
01400000	Municipal Services Admin.	52322	Training - Materials	102	35	300	300	300
01401502	Highways & Streets	52322	Training - Materials	242	18	1,200	1,200	1,200
01402504	Traffic	52322	Training - Materials	2,700	0	0	0	0
01403500	Facilities	52322	Training - Materials	0	615	1,000	1,000	1,000
01404000	Fleet	52322	Training - Materials	1,111	695	500	500	500
01501000	Parks Maint. Administration	52322	Training - Materials	0	15	500	500	500
80405500	Stormwater Maintenance	52322	Training - Materials	44	44	0	0	0
82500001	Rec Center Administration	52322	Training - Materials	0	0	0	0	0
			Object Total	26,762	47,062	53,885	53,685	48,685
01010000	Governing Body	52324	Mileage - Other	0	0	100	0	0
01011000	City Manager	52324	Mileage - Other	82	0	0	0	0
01012000	Communications	52324	Mileage - Other	0	0	0	0	0
01014000	City Clerk	52324	Mileage - Other	16	29	0	0	0
01150000	IT Administration	52324	Mileage - other	0	0	0	0	0
01180000	Legal	52324	Mileage - Other	18	46	100	100	100
01202000	Building Inspection	52324	Mileage - Other	0	0	0	0	0
01204000	Engineering	52324	Mileage - Other	25	0	0	0	0
01300303	Fire Prof. Development	52324	Mileage - Other	0	1,963	0	0	0
01350000	Police Administration	52324	Mileage - Other	267	672	500	500	500
01351000	Police Investigations	52324	Mileage - Other	0	238	300	300	300
01352000	Patrol Administration	52324	Mileage - Other	632	1,483	2,500	2,500	2,500
01352011	Police Patrol - Recruiting	52324	Mileage - Other	408	0	0	0	0
01352402	Police Patrol - K9	52324	Mileage - Other	0	0	0	0	0
01352403	Police Patrol - Traffic	52324	Mileage - Other	193	0	0	0	0
01352404	Patrol Tactical	52324	Mileage - Other	377	0	0	0	0
01352406	Police Patrol - SRO	52324	Mileage - Other	0	0	0	0	0
01352407	Police Patrol - Firearms	52324	Mileage - Other	59	0	0	0	0
01352409	Police Patrol - Training	52324	Mileage - Other	40	0	0	0	0
01352410	Police Patrol - DPU	52324	Mileage - Other	18	0	0	0	0
01501000	Parks Maint. Administration	52324	Mileage - Other	0	158	100	100	100
01502000	Parks Prog. Administration	52324	Mileage - Other	0	21	0	0	0
			Object Total	2,135	4,610	3,600	3,500	3,500
01100000	Finance	52400	Maintenance Agreement	759	0	1,000	1,000	1,000
01150012	IT Support Services	52400	Maintenance Agreement	20,485	0	6,485	47,485	47,485
01150013	IT Data Analytics	52400	Maintenance Agreement	9,000	9,000	9,000	9,000	9,000
01150014	IT Infrastructure	52400	Maintenance Agreement	0	0	0	4,000	4,000
01350000	Police Administration	52400	Maintenance Agreement	225,612	251,780	425,000	465,000	465,000
01351000	Police Investigations	52400	Maintenance Agreement	3,716	1,988	0	0	0
01406000	Parking Structure	52400	Maintenance Agreement	0	500	10,000	10,000	10,000
01501000	Parks Maint. Administration	52400	Maintenance Agreement	79,509	157,328	155,895	155,895	155,895
			Object Total	339,081	420,596	607,380	692,380	692,380
01403500	Facilities	52415	Maint Agrmnt - Equipment	19,953	67,164	80,000	80,000	85,000
			Object Total	19,953	67,164	80,000	80,000	85,000
01501500	Parks Maint. Facilities	52420	Maint Agrmnt - Facility	81,008	125,067	150,580	150,580	119,980
			Object Total	81,008	125,067	150,580	150,580	119,980
01402503	Street Lights	52431	Maint Agrmnt - Street Lights	9,240	233,937	302,000	302,000	302,000
			Object Total	9,240	233,937	302,000	302,000	302,000
01150014	IT Infrastructure	52440	Maint Agrmnt - LAN Software	163,116	123,008	125,000	129,000	129,000
			Object Total	163,116	123,008	125,000	129,000	129,000
01150012	IT Support Services	52444	Maint Agrmnt - PC Software	224,678	219,482	270,000	229,000	229,000
01150013	IT Data Analytics	52444	Maint Agrmnt - PC Software	51,000	52,285	50,000	50,000	50,000
			Object Total	275,678	271,767	320,000	279,000	279,000
01150012	IT Support Services	52446	Maint Agrmnt - Server Software	97,824	114,332	120,000	120,000	120,000
01150013	IT Data Analytics	52446	Maint Agrmnt - Server Software	129,843	145,319	130,000	130,000	130,000
01150014	IT Infrastructure	52446	Maint Agrmnt - Server Software	162,059	122,012	127,000	117,000	117,000
			Object Total	389,726	381,663	377,000	367,000	367,000
01150012	IT Support Services	52448	Maint Agrmnt - Servers	3,271	912	0	500	500
01150014	IT Infrastructure	52448	Maint Agrmnt - Servers	28,293	64,195	35,000	43,000	43,000
			Object Total	31,564	65,107	35,000	43,500	43,500
01150012	IT Support Services	52454	Maint Agrmnt - Other Software	0	0	25,000	48,500	48,500
01150013	IT Data Analytics	52454	Maint Agrmnt - Other Software	35,169	35,717	36,000	60,000	60,000
01150014	IT Infrastructure	52454	Maint Agrmnt - Other Software	4,599	4,896	5,000	5,000	5,000
01403500	Facilities	52454	Maint Agrmnt - Other Software	13,800	14,720	20,000	20,000	20,000

ORG	ORG DESCRIPTION	OBJ	DESCRIPTION	2018	2019	2020	2020	2021
				ACTUAL	ACTUAL	Original BUDGET	Revised BUDGET	BUDGET
			Object Total	53,568	55,333	86,000	133,500	133,500
01350000	Police Administration	52500	Utility Service	32,144	30,822	40,000	40,000	40,000
01350401	Police Towers	52500	Utility Service	0	0	4,752	4,752	4,752
			Object Total	32,144	30,822	44,752	44,752	44,752
01150012	IT Support Services	52505	Cable	6,031	2,796	10,000	2,000	2,000
			Object Total	6,031	2,796	10,000	2,000	2,000
01015000	Public Market	52510	Electricity	29,238	28,188	30,000	30,000	30,000
01402503	Street Lights	52510	Electricity	429,571	315,333	400,000	400,000	400,000
01402504	Traffic	52510	Electricity	60,986	63,343	80,000	80,000	80,000
01403500	Facilities	52510	Electricity	936,409	823,509	950,000	950,000	950,000
01509647	Ad Astra Pool	52510	Electricity	937	12,585	0	2,274	2,274
01509648	Flat Rock Creek Pool	52510	Electricity	0	7,771	1,024	1,024	1,024
01509649	Indian Trails Pool	52510	Electricity	0	23,937	4,224	4,224	4,224
82500001	Rec Center Administration	52510	Electricity	118,025	0	0	0	0
82501001	Rec Center Facilities	52510	Electricity	108,840	209,860	260,600	260,600	260,600
			Object Total	1,684,006	1,484,526	1,725,848	1,728,122	1,728,122
01015000	Public Market	52515	Gas	5,130	4,188	5,500	5,500	5,500
01403500	Facilities	52515	Gas	133,924	119,844	150,000	150,000	150,000
01509647	Ad Astra Pool	52515	Gas	154	362	0	87	87
01509649	Indian Trails Pool	52515	Gas	170	374	0	0	0
82500001	Rec Center Administration	52515	Gas	18,656	0	0	0	0
82501001	Rec Center Facilities	52515	Gas	24,617	45,897	54,400	54,400	54,400
			Object Total	182,651	170,665	209,900	209,987	209,987
80405000	Stormwater Administration	52520	Mobile Devices	0	0	4,500	4,500	4,500
			Object Total	0	0	4,500	4,500	4,500
01015000	Public Market	52525	Other Utilities	1,697	140	0	0	150
			Object Total	1,697	140	0	0	150
01150012	IT Support Services	52530	Telephone	14,710	7,042	7,000	7,000	7,000
01180000	Legal	52530	Telephone	0	0	100	100	100
01150000	IT Administration	52530	Telephone	23,700	0	0	0	0
01200000	CD Administration	52530	Telephone	0	0	360	360	360
01350000	Police Administration	52530	Telephone	6,010	0	12,000	12,000	12,000
01500000	Parks & Rec. Administration	52530	Telephone	0	0	0	0	0
01501000	Parks Maint. Administration	52530	Telephone	0	0	0	0	0
01501612	Parks Building Services	52530	Telephone	0	0	0	0	0
01502000	Parks Prog. Administration	52530	Telephone	0	0	0	0	0
01502613	Thompson Barn	52530	Telephone	8,056	8,333	15,866	15,866	15,866
01509647	Ad Astra Pool	52530	Telephone	0	0	0	0	0
01509648	Flat Rock Creek Pool	52530	Telephone	0	0	745	745	745
01509649	Indian Trails Pool	52530	Telephone	0	0	728	728	728
28500652	Legler Barn	52530	Telephone	0	0	0	0	0
			Object Total	52,476	15,375	36,799	36,799	36,799
01403500	Facilities	52535	Trash	46,028	57,347	45,000	45,000	60,000
01509647	Ad Astra Pool	52535	Trash	0	0	0	0	0
01509649	Indian Trails Pool	52535	Trash	0	0	77	77	77
			Object Total	46,028	57,347	45,077	45,077	60,077
01015000	Public Market	52540	Wastewater	1,964	3,459	2,500	2,500	3,500
01403500	Facilities	52540	Wastewater	65,736	65,838	70,000	70,000	70,000
01509647	Ad Astra Pool	52540	Wastewater	6,281	1,573	0	0	0
01509648	Flat Rock Creek Pool	52540	Wastewater	838	1,341	0	0	0
01509649	Indian Trails Pool	52540	Wastewater	7,690	10,075	0	0	0
82500001	Rec Center Administration	52540	Wastewater	2,793	0	0	0	0
82501001	Rec Center Facilities	52540	Wastewater	1,319	5,144	4,300	4,300	4,300
			Object Total	86,621	87,430	76,800	76,800	77,800
01015000	Public Market	52545	Water	2,191	2,207	2,500	2,500	2,500
01403500	Facilities	52545	Water	346,305	233,515	350,000	350,000	300,000
01509647	Ad Astra Pool	52545	Water	0	5,252	0	1,211	1,211
01509648	Flat Rock Creek Pool	52545	Water	0	2,144	899	899	899
01509649	Indian Trails Pool	52545	Water	0	19,147	2,406	2,406	2,406
82500001	Rec Center Administration	52545	Water	304	0	0	0	0
82501001	Rec Center Facilities	52545	Water	247	2,760	700	700	700
			Object Total	349,047	265,025	356,505	357,716	307,716
01150012	IT Support Services	52551	Mobile Device Data Plan	289,034	330,760	280,000	301,000	301,000
01502000	Parks Prog. Administration	52551	Mobile Device Data Plan	0	0	540	540	540
01503610	Farmers Market	52551	Mobile Device Data Plan	0	0	200	200	200
82501001	Rec Center Facilities	52551	Mobile Device Data Plan	0	0	840	840	0
			Object Total	289,034	330,760	281,580	302,580	301,740
01150012	IT Support Services	52552	Domain Fee	739	760	3,000	3,000	3,000
01150014	IT Infrastructure	52552	Domain Fee	1,245	218	1,000	1,000	1,000
			Object Total	1,984	978	4,000	4,000	4,000
01350000	Police Administration	52555	Video Transmission	92,780	102,130	100,000	100,000	100,000

ORG	ORG DESCRIPTION	OBJ	DESCRIPTION	2018	2019	2020	2020	2021
				ACTUAL	ACTUAL	Original BUDGET	Revised BUDGET	BUDGET
			Object Total	92,780	102,130	100,000	100,000	100,000
01150012	IT Support Services	52557	Internet Service Provider	72,878	79,816	79,200	81,000	81,000
01150014	IT Infrastructure	52557	Internet Service Provider	5	0	0	0	0
			Object Total	72,883	79,816	79,200	81,000	81,000
01150014	IT Infrastructure	52559	Data Wiring	8,303	25,232	12,000	0	0
			Object Total	8,303	25,232	12,000	0	0
01150014	IT Infrastructure	52561	Telephone Wiring	0	0	0	0	0
			Object Total	0	0	0	0	0
01150014	IT Infrastructure	52562	Cloud Storage	45	0	200	200	200
			Object Total	45	0	200	200	200
01150014	IT Infrastructure	52563	Computer/Data Processing	0	0	0	0	0
01350000	Police Administration	52563	Computer/Data Processing	56,619	61,701	80,000	80,000	80,000
01402504	Traffic	52563	Computer/Data Processing	1,110	0	5,000	5,000	5,000
			Object Total	57,729	61,701	85,000	85,000	85,000
01150014	IT Infrastructure	52564	LAN Service	0	0	1,000	1,000	1,000
			Object Total	0	0	1,000	1,000	1,000
01100000	Finance	52620	Rents/Leases	182	0	0	0	0
01350000	Police Administration	52620	Rents/Leases	559	879	0	0	0
01351000	Police Investigations	52620	Rents/Leases	400	0	2,000	2,000	2,000
01352000	Patrol Administration	52620	Rents/Leases	0	0	2,000	2,000	2,000
01404000	Fleet	52620	Rents/Leases	0	0	20,000	20,000	20,000
01502653	Parks Prog. NGA	52620	Rents/Leases	0	0	7,821	7,821	7,821
01503615	BBQ	52620	Rents/Leases	14,184	14,706	0	0	0
01503616	Chili Challenge	52620	Rents/Leases	344	387	0	0	0
01503625	Spinach Festival	52620	Rents/Leases	3,168	3,764	0	0	0
01506655	Art & Wine Fair	52620	Rents/Leases	10,317	10,964	12,170	12,170	12,170
01509647	Ad Astra Pool	52620	Rents/Leases	765	1,979	0	16974	16974
01509648	Flat Rock Creek Pool	52620	Rents/Leases	765	765	0	0	0
01509649	Indian Trails Pool	52620	Rents/Leases	765	765	0	0	0
80405500	Stormwater Maintenance	52620	Rents/Leases	0	3,273	7,000	7,000	7,000
82502659	Rec Center Building Services	52620	Rents/Leases	0	2,000	2,000	2,000	2,000
			Object Total	31,449	39,482	52,991	69,965	69,965
01350000	Police Administration	52622	Rents - Range	9,825	27,946	13,500	13,500	13,500
01352000	Patrol Administration	52622	Rents - Range	0	501	0	0	0
			Object Total	9,825	28,447	13,500	13,500	13,500
01401502	Highways & Streets	52623	Rents - Facilities	14,400	14,400	14,400	14,400	14,400
			Object Total	14,400	14,400	14,400	14,400	14,400
01012000	Communications	52624	Rents - Equipment	578	0	0	0	0
01015000	Public Market	52624	Rents - Equipment	0	0	2,000	2,000	0
01204000	Engineering	52624	Rents - Equipment	0	0	100	100	100
01401502	Highways & Streets	52624	Rents - Equipment	62	4,167	6,000	6,000	6,000
01402504	Traffic	52624	Rents - Equipment	575	575	2,000	2,000	1,000
01403500	Facilities	52624	Rents - Equipment	102	0	9,000	9,000	9,000
01500000	Parks & Rec. Administration	52624	Rents - Equipment	0	0	0	0	0
01501000	Parks Maint. Administration	52624	Rents - Equipment	0	0	0	0	0
01501500	Parks Maint. Facilities	52624	Rents - Equipment	5,389	6,413	9,794	9,794	9,794
01501612	Parks Building Services	52624	Rents - Equipment	3,116	0	0	0	0
01502613	Thompson Barn	52624	Rents - Equipment	1,765	1,487	3,763	3,763	3,763
01503615	BBQ	52624	Rents - Equipment	11,505	13,209	18,657	18,657	18,657
01503616	Chili Challenge	52624	Rents - Equipment	1,278	0	1,736	1,736	1,736
01503620	Freedom Run	52624	Rents - Equipment	1,015	1,015	4,010	4,010	4,010
01503625	Spinach Festival	52624	Rents - Equipment	776	776	6,581	6,581	6,581
80405500	Stormwater Maintenance	52624	Rents - Equipment	947	83	14,000	14,000	14,000
			Object Total	27,108	27,725	77,641	77,641	74,641
01014000	City Clerk	52625	Rents - Other	0	0	0	0	0
01100000	Finance	52625	Rents - Other	0	0	0	0	0
01110000	Human Resources	52625	Rents - Other	0	0	500	500	500
01402503	Street Lights	52625	Rents - Other	63,225	29,399	80,000	80,000	80,000
01404000	Fleet	52625	Rents - Other	1,484	1,880	1,600	1,600	1,600
			Object Total	64,709	31,279	82,100	82,100	82,100
80405500	Stormwater Maintenance	52648	Rents - Lease Vehicles	6,991	7,003	0	0	0
			Object Total	6,991	7,003	0	0	0
01100000	Finance	52700	Repair/Maintenance	0	0	1,200	1,200	500
01202000	Building Inspection	52700	Repair/Maintenance	0	0	500	500	500
01350000	Police Administration	52700	Repair/Maintenance	8,842	15,552	15,000	15,000	15,000
01350401	Police Towers	52700	Repair/Maintenance	0	0	3,780	3,780	3,780
01351000	Police Investigations	52700	Repair/Maintenance	0	0	1,000	1,000	1,000
01352000	Patrol Administration	52700	Repair/Maintenance	0	0	2,000	2,000	2,000
01401502	Highways & Streets	52700	Repair/Maintenance	0	385	100,000	100,000	100,000
01404000	Fleet	52700	Repair/Maintenance	0	0	0	0	0
			Object Total	8,842	15,937	123,480	123,480	122,780

ORG	ORG DESCRIPTION	OBJ	DESCRIPTION	2018 ACTUAL	2019 ACTUAL	2020 Original BUDGET	2020 Revised BUDGET	2021 BUDGET
01303500	Fire Logistics Facilities	52702	Repair/Maint - Facilities	15,560	1,917	23,650	23,650	23,650
01404000	Fleet	52702	Repair/Maint - Facilities	4,789	3,585	5,000	5,000	5,000
01406000	Parking Structure	52702	Repair/Maint - Facilities	0	4,019	20,000	20,000	20,000
01501000	Parks Maint. Administration	52702	Repair/Maint - Facilities	0	0	0	0	0
01501500	Parks Maint. Facilities	52702	Repair/Maint - Facilities	0	1,000	0	0	0
01501601	Parks Maint. Turf	52702	Repair/Maint - Facilities	272,900	291,407	341,649	341,649	341,649
01501602	Parks Maint. Landscape	52702	Repair/Maint - Facilities	156,750	174,419	180,509	180,509	180,509
01501612	Parks Building Services	52702	Repair/Maint - Facilities	3,823	4,292	14,534	11,486	11,486
01502613	Thompson Barn	52702	Repair/Maint - Facilities	3,259	3,669	7,273	72,393	7,273
01509646	Swimming Pools	52702	Repair/Maint - Facilities	0	0	259	259	259
01509648	Flat Rock Creek Pool	52702	Repair/Maint - Facilities	0	0	776	776	776
80405500	Stormwater Maintenance	52702	Repair/Maint - Facilities	25	0	400	400	400
			Object Total	457,106	484,308	594,050	656,122	591,002
01013000	Municipal Court	52704	Repair/Maint - Equipment	0	0	600	600	600
01303316	Fire Logistics Equipment	52704	Repair/Maint - Equipment	35,314	18,725	35,000	35,000	35,000
01401502	Highways & Streets	52704	Repair/Maint - Equipment	0	625	250	250	250
01402504	Traffic	52704	Repair/Maint - Equipment	0	1,290	2,000	2,000	2,000
01404000	Fleet	52704	Repair/Maint - Equipment	11,134	17,982	15,000	15,000	15,000
01500000	Parks & Rec. Administration	52704	Repair/Maint - Equipment	0	0	96	96	96
01501000	Parks Maint. Administration	52704	Repair/Maint - Equipment	0	0	0	0	0
01501612	Parks Building Services	52704	Repair/Maint - Equipment	1,908	2,605	2,067	2,067	2,067
01509647	Ad Astra Pool	52704	Repair/Maint - Equipment	0	0	0	0	0
01509648	Flat Rock Creek Pool	52704	Repair/Maint - Equipment	0	0	955	955	955
01509649	Indian Trails Pool	52704	Repair/Maint - Equipment	0	0	955	955	955
80405500	Stormwater Maintenance	52704	Repair/Maint - Equipment	2,428	1,279	7,000	7,000	7,000
			Object Total	50,784	42,506	63,923	63,923	63,923
01303314	Fire Logistics Vehicles	52706	Repair/Maint - Automotive	22,775	24,803	167,500	167,500	27,500
01350000	Police Administration	52706	Repair/Maint - Automotive	7,646	5,620	10,000	10,000	10,000
01404000	Fleet	52706	Repair/Maint - Automotive	18,286	25,789	37,000	37,000	37,000
80405000	Stormwater Administration	52706	Repair/Maint - Automotive	0	0	1,000	1,000	1,000
			Object Total	48,707	56,212	215,500	215,500	75,500
01501000	Parks Maint. Administration	52708	Repair/Maint - Art	0	0	4,500	4,500	4,500
			Object Total	0	0	4,500	4,500	4,500
01150012	IT Support Services	52710	Repair/Maint - Comp Equip.	0	0	2,000	2,000	2,000
			Object Total	0	0	2,000	2,000	2,000
01150012	IT Support Services	52714	Repair/Maint - Video Trans Equip.	0	0	1,000	1,000	1,000
			Object Total	0	0	1,000	1,000	1,000
01150012	IT Support Services	52718	Repair/Maint - PC & Printers	93,754	93,808	75,000	87,000	87,000
01150014	IT Infrastructure	52718	Repair/Maint - PC & Printers	2,588	0	0	0	0
01180000	Legal	52718	Repair/Maint - PC & Printers	0	0	324	324	324
			Object Total	96,342	93,808	75,324	87,324	87,324
01150012	IT Support Services	52719	Repair/Maint - Portable Devices	1,681	0	100	100	100
			Object Total	1,681	0	100	100	100
01150014	IT Infrastructure	52720	Repair/Maint - Servers	0	2,520	1,000	1,000	1,000
			Object Total	0	2,520	1,000	1,000	1,000
01010004	Vision 2040	52800	Advertising/Publications	4,547	0	0	0	0
01011000	City Manager	52800	Advertising/Publications	0	0	8,000	8,000	8,000
01012000	Communications	52800	Advertising/Publications	36,410	69,038	37,000	37,831	37,000
01013000	Municipal Court	52800	Advertising/Publications	0	338	30	30	30
01014000	City Clerk	52800	Advertising/Publications	6,132	6,491	0	0	0
01015000	Public Market	52800	Advertising/Publications	23,236	18,992	20,000	20,000	25,000
01100000	Finance	52800	Advertising/Publications	371	1,731	2,500	2,500	1,500
01111011	Recruiting	52800	Advertising/Publications	40,122	44,755	51,750	51,750	51,750
01150000	IT Administration	52800	Advertising/Publications	0	0	1,400	1,400	1,400
01180000	Legal	52800	Advertising/Publications	0	83	440	440	440
01181000	Prosecution	52800	Advertising/Publications	65	57	350	350	350
01200000	CD Administration	52800	Advertising/Publications	456	433	0	0	0
01201000	Community Standards	52800	Advertising/Publications	0	425	1,500	974	1,500
01203000	Land Use	52800	Advertising/Publications	0	91	0	0	0
01204000	Engineering	52800	Advertising/Publications	0	0	100	100	100
01350000	Police Administration	52800	Advertising/Publications	0	0	2,500	2,500	2,500
01404000	Fleet	52800	Advertising/Publications	0	0	0	0	0
01500000	Parks & Rec. Administration	52800	Advertising/Publications	839	981	500	500	500
01501000	Parks Maint. Administration	52800	Advertising/Publications	0	0	105	105	105
01501601	Parks Maint. Turf	52800	Advertising/Publications	0	0	0	0	0
01502000	Parks Prog. Administration	52800	Advertising/Publications	0	0	657	657	657
01502613	Thompson Barn	52800	Advertising/Publications	5,539	5,500	4,000	4,000	4,000
01503610	Farmers Market	52800	Advertising/Publications	13,823	1,564	2,500	2,500	2,500
01503615	BBQ	52800	Advertising/Publications	652	725	676	676	676
01503616	Chili Challenge	52800	Advertising/Publications	633	677	772	772	772
01503617	Community Days	52800	Advertising/Publications	1,014	1,094	0	0	1,100
01503618	Cupids Gem	52800	Advertising/Publications	505	298	503	503	503
01503620	Freedom Run	52800	Advertising/Publications	200	187	227	227	227
01503623	Other Events	52800	Advertising/Publications	215	0	0	0	0

ORG	ORG DESCRIPTION	OBJ	DESCRIPTION	2018 ACTUAL	2019 ACTUAL	2020 Original BUDGET	2020 Revised BUDGET	2021 BUDGET
01503624	Bike Ride	52800	Advertising/Publications	1,067	1,232	1,000	1,000	1,000
01503625	Spinach Festival	52800	Advertising/Publications	225	224	927	927	927
01503626	Senior Banquet	52800	Advertising/Publications	0	0	260	260	260
01504629	Senior Programs	52800	Advertising/Publications	0	0	800	800	800
01506654	Get Outdoors	52800	Advertising/Publications	0	0	400	400	400
01506655	Art & Wine Fair	52800	Advertising/Publications	3,541	5,030	2,100	2,100	2,100
01509646	Swimming Pools	52800	Advertising/Publications	0	0	2,061	2,061	2,061
01509647	Ad Astra Pool	52800	Advertising/Publications	0	28	0	2,177	2,177
01509648	Flat Rock Creek Pool	52800	Advertising/Publications	0	28	1,902	1,902	1,902
01509649	Indian Trails Pool	52800	Advertising/Publications	0	29	2,482	2,482	2,482
28056000	Economic Development - Other	52800	Advertising/Publications	0	8,320	0	0	0
28500652	Legler Barn	52800	Advertising/Publications	545	726	3,748	3,748	3,748
80405000	Stormwater Administration	52800	Advertising/Publications	0	0	250	250	250
82500001	Rec Center Administration	52800	Advertising/Publications	14,505	3,961	25,500	25,500	15,500
82500008	Rec Center Customer Service	52800	Advertising/Publications	1,710	1,108	5,000	5,000	5,000
82503000	Rec Center Rentals & Events	52800	Advertising/Publications	1,849	3,487	2,600	2,600	2,600
82506000	Rec Center Enrichment	52800	Advertising/Publications	0	25	3,600	3,600	3,600
82506636	Rec Center Camps	52800	Advertising/Publications	0	10	2,000	2,000	2,000
82508660	Rec Center Sports	52800	Advertising/Publications	36	0	2,000	2,000	2,000
82509661	Rec Center Pools	52800	Advertising/Publications	4,249	0	5,100	5,100	5,100
82510000	Rec Center Fitness	52800	Advertising/Publications	4,191	3,841	5,100	5,100	5,100
			Object Total	166,677	181,509	202,340	204,822	199,617
01010000	Governing Body	52805	Contingency	2,945	3,080	10,000	0	0
			Object Total	2,945	3,080	10,000	0	0
01010000	Governing Body	52810	Copying/Printings Services	0	0	0	0	0
01010004	Vision 2040	52810	Copying/Printings Services	367	2,844	0	0	0
01011000	City Manager	52810	Copying/Printings Services	0	0	100	100	100
01012000	Communications	52810	Copying/Printings Services	49,128	57,852	60,500	60,500	65,000
01013000	Municipal Court	52810	Copying/Printings Services	2,604	2,471	3,865	3,865	3,865
01014000	City Clerk	52810	Copying/Printings Services	122	0	0	0	0
01100000	Finance	52810	Copying/Printings Services	0	535	0	0	500
01110000	Human Resources	52810	Copying/Printings Services	0	0	550	550	550
01111011	Recruiting	52810	Copying/Printings Services	0	0	0	0	0
01150000	IT Administration	52810	Copying/Printings Services	0	0	1,400	1,400	1,400
01150012	IT Support Services	52810	Copying/Printings Services	0	0	0	0	0
01180000	Legal	52810	Copying/Printings Services	0	525	1,006	1,006	1,006
01181000	Prosecution	52810	Copying/Printings Services	0	0	286	286	286
01200000	CD Administration	52810	Copying/Printings Services	794	455	2,250	2,250	2,250
01201000	Community Standards	52810	Copying/Printings Services	425	0	250	250	250
01202000	Building Inspection	52810	Copying/Printings Services	45	0	250	250	250
01203000	Land Use	52810	Copying/Printings Services	0	978	750	750	750
01204000	Engineering	52810	Copying/Printings Services	0	788	1,500	1,500	1,500
01300000	Fire Administration	52810	Copying/Printings Services	732	565	755	755	755
01350000	Police Administration	52810	Copying/Printings Services	12,764	13,220	19,000	19,000	19,000
01351000	Police Investigations	52810	Copying/Printings Services	210	445	0	0	0
01400000	Municipal Services Admin.	52810	Copying/Printings Services	0	0	0	0	0
01402504	Traffic	52810	Copying/Printings Services	262	85	300	300	300
01404000	Fleet	52810	Copying/Printings Services	0	0	500	500	500
01502613	Thompson Barn	52810	Copying/Printings Services	34	1,142	744	744	744
01503615	BBQ	52810	Copying/Printings Services	0	0	0	0	0
01503620	Freedom Run	52810	Copying/Printings Services	0	0	932	932	932
80405000	Stormwater Administration	52810	Copying/Printings Services	0	0	2,000	2,000	2,000
80405500	Stormwater Maintenance	52810	Copying/Printings Services	0	0	50	50	50
			Object Total	67,487	81,905	96,988	96,988	101,988
01014000	City Clerk	52815	Court/Recording Fees	6	323	0	0	0
01100000	Finance	52815	Court/Recording Fees	736	103	0	0	0
01180000	Legal	52815	Court/Recording Fees	1,232	2,396	3,000	3,000	3,000
01181000	Prosecution	52815	Court/Recording Fees	0	0	208	208	208
01200000	CD Administration	52815	Court/Recording Fees	40	0	0	0	0
01201000	Community Standards	52815	Court/Recording Fees	0	0	0	0	0
01402503	Street Lights	52815	Court/Recording Fees	0	36	0	0	0
80405000	Stormwater Administration	52815	Court/Recording Fees	0	0	250	250	250
			Object Total	2,014	2,858	3,458	3,458	3,458
01010000	Governing Body	52820	Dues/Memberships	43,778	43,270	42,000	42,000	42,000
01011000	City Manager	52820	Dues/Memberships	2,386	3,360	7,000	7,000	7,000
01012000	Communications	52820	Dues/Memberships	1,045	1,690	1,125	1,125	1,125
01013000	Municipal Court	52820	Dues/Memberships	605	1,315	1,085	1,085	1,085
01014000	City Clerk	52820	Dues/Memberships	137	873	0	0	0
01015000	Public Market	52820	Dues/Memberships	399	0	250	250	500
01100000	Finance	52820	Dues/Memberships	1,134	1,335	2,500	2,500	2,500
01110000	Human Resources	52820	Dues/Memberships	2,854	2,988	4,000	4,000	4,000
01150000	IT Administration	52820	Dues/Memberships	999	327	5,000	5,000	5,000
01150012	IT Support Services	52820	Dues/Memberships	99	503	200	200	200
01150013	IT Data Analytics	52820	Dues/Memberships	506	207	0	0	0
01150014	IT Infrastructure	52820	Dues/Memberships	0	0	200	200	200
01180000	Legal	52820	Dues/Memberships	7,345	7,860	6,100	6,100	6,100
01181000	Prosecution	52820	Dues/Memberships	1,360	875	494	494	494
01200000	CD Administration	52820	Dues/Memberships	1,934	1,190	2,400	2,400	2,400
01202000	Building Inspection	52820	Dues/Memberships	440	605	1,000	1,000	1,000
01203000	Land Use	52820	Dues/Memberships	2,020	2,603	5,000	5,000	5,000

ORG	ORG DESCRIPTION	OBJ	DESCRIPTION	2018	2019	2020	2020	2021
				ACTUAL	ACTUAL	Original BUDGET	Revised BUDGET	BUDGET
01204000	Engineering	52820	Dues/Memberships	3,686	2,575	3,500	3,500	3,500
01300000	Fire Administration	52820	Dues/Memberships	12,925	14,763	15,000	15,000	15,000
01300301	Fire Domestic Preparedness	52820	Dues/Memberships	0	0	0	0	300
01350000	Police Administration	52820	Dues/Memberships	6,951	6,725	7,500	7,500	7,500
01351000	Police Investigations	52820	Dues/Memberships	570	570	1,000	1,000	1,000
01352000	Patrol Administration	52820	Dues/Memberships	828	5,181	5,000	5,000	5,000
01352402	Police Patrol - K9	52820	Dues/Memberships	340	0	0	0	0
01352404	Patrol Tactical	52820	Dues/Memberships	875	0	0	0	0
01352406	Police Patrol - SRO	52820	Dues/Memberships	40	0	0	0	0
01352407	Police Patrol - Firearms	52820	Dues/Memberships	645	0	0	0	0
01380000	Emergency Management	52820	Dues/Memberships	0	351	300	300	0
01352408	Police Patrol - Comm Policing	52820	Dues/Memberships	0	0	0	0	0
01352409	Police Patrol - Training	52820	Dues/Memberships	0	0	0	0	0
01400000	Municipal Services Admin.	52820	Dues/Memberships	755	1,344	2,100	2,100	2,000
01401502	Highways & Streets	52820	Dues/Memberships	915	832	800	800	800
01402504	Traffic	52820	Dues/Memberships	1,000	1,545	1,500	1,500	1,500
01403500	Facilities	52820	Dues/Memberships	542	474	900	900	900
01404000	Fleet	52820	Dues/Memberships	410	395	500	500	500
01500000	Parks & Rec. Administration	52820	Dues/Memberships	3,141	4,822	7,145	7,145	7,145
01501000	Parks Maint. Administration	52820	Dues/Memberships	30	155	500	500	500
01501500	Parks Maint. Facilities	52820	Dues/Memberships	15	0	0	0	0
01501612	Parks Building Services	52820	Dues/Memberships	664	324	1,730	1,730	1,730
01502000	Parks Prog. Administration	52820	Dues/Memberships	3,380	2,021	3,983	3,983	3,983
01503615	BBQ	52820	Dues/Memberships	390	390	395	395	395
01506655	Art & Wine Fair	52820	Dues/Memberships	0	0	1,500	1,500	1,500
01507642	Programs - Nature	52820	Dues/Memberships	55	0	0	0	0
01509646	Swimming Pools	52820	Dues/Memberships	350	0	0	0	0
01509647	Ad Astra Pool	52820	Dues/Memberships	520	585	0	86	86
01509648	Flat Rock Creek Pool	52820	Dues/Memberships	520	585	86	86	86
01509649	Indian Trails Pool	52820	Dues/Memberships	520	585	86	86	86
01509651	Swim Team	52820	Dues/Memberships	299	299	472	472	472
28056000	Economic Development - Other	52820	Dues/Memberships	0	1,500	1,925	1,925	1,925
80405000	Stormwater Administration	52820	Dues/Memberships	963	776	2,500	2,500	2,500
80405500	Stormwater Maintenance	52820	Dues/Memberships	752	740	800	800	800
82500001	Rec Center Administration	52820	Dues/Memberships	175	225	0	0	0
82501001	Rec Center Facilities	52820	Dues/Memberships	0	310	150	150	150
82509661	Rec Center Pools	52820	Dues/Memberships	360	365	1,010	1,010	1,010
82510000	Rec Center Fitness	52820	Dues/Memberships	549	0	0	0	0
			Object Total	110,206	117,438	138,736	138,822	138,972
01030000	Non-departmental	52825	Association dues	0	34,634	34,500	34,500	60,000
01100000	Finance	52825	Association Dues	804	254	700	700	0
01200000	CD Administration	52825	Association Dues	129	0	0	0	0
01203000	Land Use	52825	Association Dues	0	0	0	0	0
01400000	Municipal Services Admin.	52825	Association Dues	371	0	500	500	500
			Object Total	1,304	34,888	35,700	35,700	60,500
01015000	Public Market	52830	Insurance - Property & Liability	0	7,500	7,500	7,500	7,500
01180000	Legal	52830	Insurance - Property & Liability	366,790	446,507	498,586	498,586	498,586
			Object Total	366,790	454,007	506,086	506,086	506,086
01012000	Communications	52840	Licenses/Certifications	0	80	100	100	100
01015000	Public Market	52840	Licenses/Certifications	278	103	350	350	500
01180000	Legal	52840	Licenses/Certifications	0	0	4,000	4,000	4,000
01181000	Prosecution	52840	Licenses/Certifications	0	0	2,240	2,240	2,240
01200000	CD Administration	52840	Licenses/Certifications	101	408	250	250	250
01202000	Building Inspection	52840	Licenses/Certifications	1,716	1,430	1,500	1,500	1,500
01204000	Engineering	52840	Licenses/Certifications	387	237	500	500	500
01501000	Parks Maint. Administration	52840	Licenses/Certifications	0	670	4,700	4,700	4,700
01502000	Parks Prog. Administration	52840	Licenses/Certifications	2,397	1,682	2,375	2,375	2,375
01504628	Adult Fitness	52840	Licenses/Certifications	616	0	1,200	1,200	1,200
80405000	Stormwater Administration	52840	Licenses/Certifications	152	0	250	250	250
82500001	Rec Center Administration	52840	Licenses/Certifications	392	1,968	0	0	0
82506636	Rec Center Camps	52840	Licenses/Certifications	20	1,977	1,800	1,800	2,100
82509661	Rec Center Pools	52840	Licenses/Certifications	0	0	675	675	675
			Object Total	6,059	8,555	19,940	19,940	20,390
01011000	City Manager	52842	NRD-GF Grant	13,488	11,662	45,000	45,000	45,000
			Object Total	13,488	11,662	45,000	45,000	45,000
50052000	Economic Development - NRD	52846	NRD Rebate	206,576	245,820	350,000	350,000	350,000
			Object Total	206,576	245,820	350,000	350,000	350,000
01010000	Governing Body	52850	Postage/Shipping	0	0	0	0	0
01011000	City Manager	52850	Postage/Shipping	0	0	27,000	27,000	27,000
01012000	Communications	52850	Postage/Shipping	25,270	30,235	34,500	34,500	36,500
01014000	City Clerk	52850	Postage/Shipping	22,357	22,509	0	0	0
01100000	Finance	52850	Postage/Shipping	25	53	1,000	1,000	0
01110000	Human Resources	52850	Postage/Shipping	35	0	150	150	150
01150000	IT Administration	52850	Postage/Shipping	0	0	1,500	1,500	1,500
01150012	IT Support Services	52850	Postage/Shipping	0	0	1,100	1,100	1,100
01150014	IT Infrastructure	52850	Postage/Shipping	49	0	0	0	0
01180000	Legal	52850	Postage/Shipping	46	0	516	516	516
01181000	Prosecution	52850	Postage/Shipping	0	0	108	108	108

ORG	ORG DESCRIPTION	OBJ	DESCRIPTION	2018 ACTUAL	2019 ACTUAL	2020 Original BUDGET	2020 Revised BUDGET	2021 BUDGET
01200000	CD Administration	52850	Postage/Shipping	542	0	0	0	0
01300000	Fire Administration	52850	Postage/Shipping	456	211	250	250	250
01350000	Police Administration	52850	Postage/Shipping	5,941	5,626	5,000	5,000	5,000
01402504	Traffic	52850	Postage/Shipping	63	1,075	250	250	1,250
01404000	Fleet	52850	Postage/Shipping	94	154	0	0	0
01500000	Parks & Rec. Administration	52850	Postage/Shipping	20	0	0	0	0
01502000	Parks Prog. Administration	52850	Postage/Shipping	0	0	0	0	0
01503620	Freedom Run	52850	Postage/Shipping	0	0	593	593	593
01506655	Art & Wine Fair	52850	Postage/Shipping	0	0	1,075	1,075	1,075
28500652	Legler Barn	52850	Postage/Shipping	0	0	0	0	0
80405000	Stormwater Administration	52850	Postage/Shipping	0	0	250	250	250
80405500	Stormwater Maintenance	52850	Postage/Shipping	12	10	200	200	200
			Object Total	54,910	59,873	73,492	73,492	75,492
01202000	Building Inspection	52855	Public Notices	99	35	0	0	0
01203000	Land Use	52855	Public Notices	1,054	1,472	1,500	1,500	1,500
			Object Total	1,153	1,507	1,500	1,500	1,500
01180000	Legal	52857	Litigation	0	0	3,300	3,300	3,300
			Object Total	0	0	3,300	3,300	3,300
01010000	Governing Body	52870	Subscriptions	1,420	731	2,000	2,000	2,000
01011000	City Manager	52870	Subscriptions	244	315	500	500	500
01012000	Communications	52870	Subscriptions	597	1,298	800	800	800
01014000	City Clerk	52870	Subscriptions	186	1,085	0	0	0
01100000	Finance	52870	Subscriptions	2,004	2,230	3,500	3,500	2,900
01110000	Human Resources	52870	Subscriptions	1,628	5,073	2,500	2,500	2,500
01150012	IT Support Services	52870	Subscriptions	0	4	0	0	0
01180000	Legal	52870	Subscriptions	18,129	43,110	18,967	18,967	22,217
01181000	Prosecution	52870	Subscriptions	0	4,635	650	650	650
01200000	CD Administration	52870	Subscriptions	538	250	500	500	500
01203000	Land Use	52870	Subscriptions	410	0	1,000	1,000	1,000
01204000	Engineering	52870	Subscriptions	0	45	0	0	0
			Object Total	25,156	58,776	30,417	30,417	33,067
01012000	Communications	52875	Subscription Service	6,892	8,172	9,000	8,695	12,000
			Object Total	6,892	8,172	9,000	8,695	12,000
			Contractual Services Total	10,077,442	10,650,799	13,144,703	12,710,327	12,854,202
01011000	City Manager	54100	Equipment (commodities)	0	0	500	500	500
01013000	Municipal Court	54100	Equipment (commodities)	1,143	140	1,500	1,500	1,500
01180000	Legal	54100	Equipment (commodities)	0	3,726	2,401	2,401	1,401
01181000	Prosecution	54100	Equipment (commodities)	0	0	271	271	271
01300000	Fire Administration	54100	Equipment (commodities)	3,394	9,157	18,000	18,000	18,000
01300302	Fire Occupational Safety	54100	Equipment (commodities)	2,408	2,326	2,500	2,500	2,500
01300303	Fire Prof. Development	54100	Equipment (commodities)	23,467	22,619	25,000	25,000	25,000
01303316	Fire Logistics Equipment	54100	Equipment (commodities)	99	0	0	0	0
01303318	EMS Training	54100	Equipment (commodities)	5,000	3,992	5,000	5,000	5,000
01350000	Police Administration	54100	Equipment (commodities)	66,929	67,126	75,000	75,000	75,000
01352000	Patrol Administration	54100	Equipment (commodities)	19,027	11,594	25,714	25,714	25,714
01352307	Police Patrol - Bike	54100	Equipment (commodities)	0	0	0	0	0
01352402	Police Patrol - K9	54100	Equipment (commodities)	1,782	0	0	0	0
01352404	Patrol Tactical	54100	Equipment (commodities)	3,969	0	0	0	0
01352407	Police Patrol - Firearms	54100	Equipment (commodities)	8,591	0	0	0	0
01352409	Police Patrol - Training	54100	Equipment (commodities)	4,762	0	0	0	0
01352410	Police Patrol - DPU	54100	Equipment (commodities)	331	0	0	0	0
82501001	Rec Center Facilities	54100	Equipment (commodities)	5,970	0	9,220	9,220	9,220
			Object Total	146,872	120,680	165,106	165,106	164,106
01012000	Communications	54102	Equipment - Audio & Video	241	1,169	2,000	2,000	2,000
01150012	IT Support Services	54102	Equipment - Audio & Video	459	7,798	22,000	2,800	2,800
01150013	IT Data Analytics	54102	Equipment - Audio & Video	0	740	0	0	0
01150014	IT Infrastructure	54102	Equipment - Audio & Video	0	20	0	0	0
01204000	Engineering	54102	Equipment - Audio & Video	0	140	100	100	100
			Object Total	700	9,867	24,100	4,900	4,900
01404000	Fleet	54104	Equipment - Automotive	7,761	31,843	20,000	20,000	20,000
			Object Total	7,761	31,843	20,000	20,000	20,000
01204000	Engineering	54106	Equipment - Field	86	218	500	500	500
80405000	Stormwater Administration	54106	Equipment - Field	159	38	2,400	2,400	2,400
			Object Total	245	256	2,900	2,900	2,900
01012000	Communications	54108	Equipment - Office	2,268	0	750	750	750
01100000	Finance	54108	Equipment - Office	0	85	1,000	1,000	1,000
01150000	IT Administration	54108	Equipment - Office	0	6,855	0	0	0
01400000	Municipal Services Admin.	54108	Equipment - Office	0	0	1,000	1,000	1,000
80405000	Stormwater Administration	54108	Equipment - Office	0	0	1,000	1,000	1,000
			Object Total	2,268	6,940	3,750	3,750	3,750
01013000	Municipal Court	54110	Equipment - Other Minor	0	400	2,000	2,000	2,000
01100000	Finance	54110	Equipment - Other Minor	1,500	390	0	0	0
01110000	Human Resources	54110	Equipment - Other Minor	3,080	0	0	0	0

ORG	ORG DESCRIPTION	OBJ	DESCRIPTION	2018 ACTUAL	2019 ACTUAL	2020 Original BUDGET	2020 Revised BUDGET	2021 BUDGET
01180000	Legal	54110	Equipment - Other Minor	0	0	2,500	2,500	1,500
01201000	Community Standards	54110	Equipment - Other Minor	0	0	150	150	150
01204000	Engineering	54110	Equipment - Other Minor	82	0	500	500	500
01300000	Fire Administration	54110	Equipment - Other Minor	560	1,181	0	0	0
01300301	Fire Domestic Preparedness	54110	Equipment - Other Minor	0	0	0	0	300
01301305	Fire Tech Rescue	54110	Equipment - Other Minor	10,871	9,882	12,500	12,500	12,500
01301306	Fire Haz Mat	54110	Equipment - Other Minor	0	588	1,000	1,000	1,000
01302312	Fire Education	54110	Equipment - Other Minor	5,190	6,778	5,000	5,000	5,000
01303316	Fire Logistics Equipment	54110	Equipment - Other Minor	68,008	51,194	65,000	65,000	65,000
01350000	Police Administration	54110	Equipment - Other Minor	25,074	43,696	30,000	30,000	30,000
01351000	Police Investigations	54110	Equipment - Other Minor	134	1,206	8,649	8,649	8,649
01352000	Patrol Administration	54110	Equipment - Other Minor	2,128	12,360	17,000	17,000	17,000
01352307	Police Patrol - Bike	54110	Equipment - Other Minor	56	0	0	0	0
01352402	Police Patrol - K9	54110	Equipment - Other Minor	2,137	0	0	0	0
01352403	Police Patrol - Traffic	54110	Equipment - Other Minor	0	0	0	0	0
01352404	Patrol Tactical	54110	Equipment - Other Minor	4,040	0	0	0	0
01352406	Police Patrol - SRO	54110	Equipment - Other Minor	0	0	0	0	0
01352407	Police Patrol - Firearms	54110	Equipment - Other Minor	1,522	0	0	0	0
01380000	Emergency Management	54110	Equipment - Other Minor	0	69	300	300	0
01352405	Police Patrol - ACO	54110	Equipment - Other Minor	359	0	0	0	0
01401502	Highways & Streets	54110	Equipment - Other Minor	1,091	53	2,000	2,000	2,000
01402504	Traffic	54110	Equipment - Other Minor	42,258	6,487	0	0	0
01403500	Facilities	54110	Equipment - Other Minor	0	138	0	0	0
01404000	Fleet	54110	Equipment - Other Minor	2,360	797	1,500	1,500	1,500
01501000	Parks Maint. Administration	54110	Equipment - Other Minor	10,052	0	0	0	0
01501500	Parks Maint. Facilities	54110	Equipment - Other Minor	11,123	358	3,571	3,571	3,571
01501601	Parks Maint. Turf	54110	Equipment - Other Minor	8,630	9,471	7,841	7,841	7,841
01501602	Parks Maint. Landscape	54110	Equipment - Other Minor	2,234	1,928	2,584	2,584	2,584
01501612	Parks Building Services	54110	Equipment - Other Minor	3,789	7,624	5,500	5,500	5,500
01502000	Parks Prog. Administration	54110	Equipment - Other Minor	0	0	107	107	107
01502612	Parks & Rec - Prog Custodial	54110	Equipment - Other Minor	13	0	0	0	0
01502613	Thompson Barn	54110	Equipment - Other Minor	0	5,727	0	0	0
01509649	Indian Trails Pool	54110	Equipment - Other Minor	0	0	4,568	4,568	4,568
03100000	Foundation	54110	Equipment - Other Minor	0	0	0	0	0
50052000	Economic Development - NRD	54110	Equipment - Other Minor	0	0	0	0	0
80405500	Stormwater Maintenance	54110	Equipment - Other Minor	5,351	4,820	5,000	5,000	5,000
			Object Total	211,642	165,147	177,270	177,270	176,270
01404000	Fleet	54112	Equipment - Shop	26,043	5,734	17,000	17,000	17,000
			Object Total	26,043	5,734	17,000	17,000	17,000
01401502	Highways & Streets	54114	Equipment - Tools (hand/power)	2,979	6,217	7,000	7,000	7,000
01402504	Traffic	54114	Equipment - Tools (hand/power)	12,483	2,817	12,000	12,000	12,000
01403500	Facilities	54114	Equipment - Tools (hand/power)	3,768	5,816	5,000	5,000	10,000
01404000	Fleet	54114	Equipment - Tools (hand/power)	720	78	1,000	1,000	1,000
01501500	Parks Maint. Facilities	54114	Equipment - Tools (hand/power)	0	0	0	0	0
80405500	Stormwater Maintenance	54114	Equipment - Tools (hand/power)	4,742	4,147	5,000	5,000	5,000
			Object Total	24,692	19,075	30,000	30,000	35,000
01013000	Municipal Court	54150	Equipment - Computer	0	0	800	800	800
01100000	Finance	54150	Equipment - Computer	0	0	500	500	0
01150012	IT Support Services	54150	Equipment - Computer	96,930	97,221	50,000	46,000	46,000
01150013	IT Data Analytics	54150	Equipment - Computer	0	75	0	0	0
01150014	IT Infrastructure	54150	Equipment - Computer	18,397	0	7,000	6,500	6,500
01180000	Legal	54150	Equipment - Computer	0	0	1,316	1,316	6,316
01181000	Prosecution	54150	Equipment - Computer	0	0	400	400	400
01204000	Engineering	54150	Equipment - Computer	0	0	100	100	100
01350000	Police Administration	54150	Equipment - Computer	53,192	67,986	60,000	60,000	60,000
01351000	Police Investigations	54150	Equipment - Computer	0	0	0	0	0
			Object Total	168,519	165,282	120,116	115,616	120,116
01150012	IT Support Services	54152	Equipment - LAN	0	58	2,000	2,000	2,000
01150014	IT Infrastructure	54152	Equipment - LAN	56,750	51,153	55,000	5,000	5,000
			Object Total	56,750	51,211	57,000	7,000	7,000
01150012	IT Support Services	54154	Equipment - Portable Device	19,114	6,508	15,000	3,000	3,000
01150014	IT Infrastructure	54154	Equipment - Portable Device	0	5,300	0	0	0
01204000	Engineering	54154	Equipment - Portable Device	0	0	100	100	100
			Object Total	19,114	11,808	15,100	3,100	3,100
01150012	IT Support Services	54156	Equipment - Printer	45	36,586	500	500	500
			Object Total	45	36,586	500	500	500
01150014	IT Infrastructure	54158	Equipment - Server	31,226	53,780	20,000	20,000	20,000
			Object Total	31,226	53,780	20,000	20,000	20,000
01150014	IT Infrastructure	54162	Equipment - WAN	0	0	0	0	0
			Object Total	0	0	0	0	0
01204000	Engineering	54200	Software	0	0	2,500	2,500	2,500
01350000	Police Administration	54200	Software	3,780	6,781	5,000	5,000	5,000
			Object Total	3,780	6,781	7,500	7,500	7,500
01013000	Municipal Court	54204	Software - Other	0	1,000	4,000	4,000	7,000

ORG	ORG DESCRIPTION	OBJ	DESCRIPTION	2018 ACTUAL	2019 ACTUAL	2020 Original BUDGET	2020 Revised BUDGET	2021 BUDGET
01204000	Engineering	54204	Software - Other	177	0	0	0	0
01400000	Municipal Services Admin.	54204	Software - Other	0	0	500	500	500
01402504	Traffic	54204	Software - Other	0	0	6,500	6,500	6,500
01404000	Fleet	54204	Software - Other	0	0	5,000	5,000	5,000
80405000	Stormwater Administration	54204	Software - Other	750	750	3,500	3,500	3,500
			Object Total	927	1,750	19,500	19,500	22,500
01150012	IT Support Services	54206	Software - Portable	224	247	1,000	1,000	1,000
01204000	Engineering	54206	Software - Portable	0	0	50	50	50
			Object Total	224	247	1,050	1,050	1,050
01150012	IT Support Services	54208	Software - Server	0	0	10,000	10,000	10,000
01150013	IT Data Analytics	54208	Software - Server	3,600	2,300	5,000	5,000	5,000
01150014	IT Infrastructure	54208	Software - Server	15,675	45,719	20,000	20,500	20,500
			Object Total	19,275	48,019	35,000	35,500	35,500
01100000	Finance	54212	Software - Personal Computer	0	0	1,000	1,000	0
01150012	IT Support Services	54212	Software - Personal Computer	40,038	41,643	40,000	40,000	40,000
01150014	IT Infrastructure	54212	Software - Personal Computer	0	0	0	0	0
01200000	CD Administration	54212	Software - Personal Computer	0	1,049	25,550	25,550	25,550
			Object Total	40,038	42,692	66,550	66,550	65,550
01200000	CD Administration	54300	Supplies	230	0	0	0	0
01201000	Community Standards	54300	Supplies	150	131	250	250	250
01202000	Building Inspection	54300	Supplies	0	0	250	250	250
01204000	Engineering	54300	Supplies	0	0	0	0	0
01300000	Fire Administration	54300	Supplies	0	0	0	0	0
01302310	Fire Prevention	54300	Supplies	2,387	179	2,000	2,000	2,000
01302311	Fire Investigation	54300	Supplies	2,396	5,571	2,000	2,000	2,000
01302312	Fire Education	54300	Supplies	390	2,833	7,000	7,000	7,000
01350000	Police Administration	54300	Supplies	28,186	24,839	35,000	35,000	35,000
01351000	Police Investigations	54300	Supplies	0	0	7,000	7,000	7,000
01406000	Parking Structure	54300	Supplies	0	500	15,000	15,000	15,000
01500000	Parks & Rec. Administration	54300	Supplies	0	0	1,500	1,500	1,500
01501601	Parks Maint. Turf	54300	Supplies	0	2,748	0	0	0
02100000	Endowment	54300	Supplies	0	0	0	0	0
01501612	Parks Building Services	54300	Supplies	24,049	24,252	52,515	52,515	52,515
01502613	Thompson Barn	54300	Supplies	7,738	9,955	10,000	10,000	10,000
01503625	Spinach Festival	54300	Supplies	80	0	0	0	0
01502653	Parks Prog. NGA	54300	Supplies	1,065	0	1,676	1,676	1,676
01503615	BBQ	54300	Supplies	249	488	0	0	0
			Object Total	66,920	71,496	134,191	134,191	134,191
01401501	Snow	54302	Supplies - Aggregates	156,100	184,573	310,000	310,000	310,000
01401502	Highways & Streets	54302	Supplies - Aggregates	7,780	2,855	18,000	18,000	18,000
			Object Total	163,880	187,428	328,000	328,000	328,000
01352000	Patrol Administration	54303	Supplies - Ammunition	66,576	85,622	80,000	80,000	80,000
			Object Total	66,576	85,622	80,000	80,000	80,000
01401502	Highways & Streets	54304	Supplies - Asphalt	151,513	213,395	221,000	221,000	250,000
80405500	Stormwater Maintenance	54304	Supplies - Asphalt	0	911	2,000	2,000	2,000
			Object Total	151,513	214,306	223,000	223,000	252,000
01401502	Highways & Streets	54306	Supplies - Asphalt Release	4,743	1,697	11,000	11,000	11,000
			Object Total	4,743	1,697	11,000	11,000	11,000
82509661	Rec Center Pools	54308	Chemicals	0	27,431	39,000	39,000	39,000
			Object Total	0	27,431	39,000	39,000	39,000
01150012	IT Support Services	54310	Supplies - Computer	0	0	300	300	300
01150014	IT Infrastructure	54310	Supplies - Computer	0	0	100	100	100
			Object Total	0	0	400	400	400
01150012	IT Support Services	54311	Supplies - Mobile Device	5,261	61,527	14,000	14,000	14,000
			Object Total	5,261	61,527	14,000	14,000	14,000
01401502	Highways & Streets	54312	Supplies - Concrete	2,806	8,372	15,000	15,000	15,000
80405500	Stormwater Maintenance	54312	Supplies - Concrete	13,910	8,334	18,000	18,000	18,000
			Object Total	16,716	16,706	33,000	33,000	33,000
01401502	Highways & Streets	54314	Supplies - Crack Seal	40,954	0	77,000	77,000	75,000
			Object Total	40,954	0	77,000	77,000	75,000
80405500	Stormwater Maintenance	54316	Supplies - Erosion Control	1,089	928	2,000	2,000	2,000
			Object Total	1,089	928	2,000	2,000	2,000
01303500	Fire Logistics Facilities	54318	Supplies - Facilities	20,644	28,388	26,000	26,000	26,000
01403500	Facilities	54318	Supplies - Facilities	88,784	87,292	105,000	105,000	105,000
01500000	Parks & Rec. Administration	54318	Supplies - Facilities	0	0	11	11	11
01501612	Parks Building Services	54318	Supplies - Facilities	6,946	2,275	0	0	0
82502659	Rec Center Building Services	54318	Supplies - Facilities	8,455	4,586	7,000	7,000	7,000
			Object Total	124,829	122,541	138,011	138,011	138,011

ORG	ORG DESCRIPTION	OBJ	DESCRIPTION	2018 ACTUAL	2019 ACTUAL	2020 Original BUDGET	2020 Revised BUDGET	2021 BUDGET
01202000	Building Inspection	54320	Supplies - Field	379	105	0	0	0
01204000	Engineering	54320	Supplies - Field	859	495	1,000	1,000	1,000
01401502	Highways & Streets	54320	Supplies - Field	375	101	1,500	1,500	1,500
80405000	Stormwater Administration	54320	Supplies - Field	0	0	0	0	0
			Object Total	1,613	701	2,500	2,500	2,500
01401502	Highways & Streets	54322	Supplies - Ground	2,799	19,214	7,550	7,550	7,550
01501601	Parks Maint. Turf	54322	Supplies - Ground	100,205	65,391	109,315	109,315	109,315
01501602	Parks Maint. Landscape	54322	Supplies - Ground	37,839	39,582	41,561	41,561	41,561
01501612	Parks Building Services	54322	Supplies - Ground	20,263	24,415	0	0	0
01502612	Parks & Rec - Prog Custodial	54322	Supplies - Ground	143	0	0	0	0
01502613	Thompson Barn	54322	Supplies - Ground	9,723	8,749	8,738	8,738	8,738
01503615	BBQ	54322	Supplies - Ground	5,628	6,350	3,443	3,443	3,443
01503616	Chili Challenge	54322	Supplies - Ground	138	0	2,000	2,000	2,000
01503619	Enchanted Forest	54322	Supplies - Ground	5,360	3,079	2,882	2,882	2,882
01503620	Freedom Run	54322	Supplies - Ground	0	0	3,000	3,000	3,000
01503625	Spinach Festival	54322	Supplies - Ground	217	770	1,734	1,734	1,734
01509647	Ad Astra Pool	54322	Supplies - Ground	23,606	18,979	0	24,126	24,126
01509648	Flat Rock Creek Pool	54322	Supplies - Ground	20,404	17,719	17,611	17,611	17,611
01509649	Indian Trails Pool	54322	Supplies - Ground	27,957	25,450	23,691	23,691	23,691
28500652	Legler Barn	54322	Supplies - Ground	0	0	0	0	0
43501706	Street Tree Zone 1	54322	Supplies - Ground	572	2,547	10,000	10,000	10,000
44501707	Street Tree Zone 2	54322	Supplies - Ground	26,240	18,830	50,000	50,000	50,000
45501708	Street Tree Zone 3	54322	Supplies - Ground	47,930	44,041	30,000	30,000	30,000
			Object Total	329,024	295,116	311,525	335,651	335,651
01401502	Highways & Streets	54324	Supplies - Herbicides	4,737	4,657	5,100	5,100	5,000
80405500	Stormwater Maintenance	54324	Supplies - Herbicides	3,875	5,050	6,000	6,000	6,000
			Object Total	8,612	9,707	11,100	11,100	11,000
01401502	Highways & Streets	54326	Supplies - Iron/Steel	1,369	357	1,250	1,250	1,250
01402504	Traffic	54326	Supplies - Iron/Steel	16,889	36,363	60,000	60,000	60,000
01404000	Fleet	54326	Supplies - Iron/Steel	6,671	9,447	8,000	8,000	8,000
80405500	Stormwater Maintenance	54326	Supplies - Iron/Steel	2,509	0	2,500	2,500	2,500
			Object Total	27,438	46,167	71,750	71,750	71,750
01401502	Highways & Streets	54328	Supplies - Lumber	575	1,072	3,000	3,000	3,000
80405500	Stormwater Maintenance	54328	Supplies - Lumber	938	510	1,400	1,400	1,400
			Object Total	1,513	1,582	4,400	4,400	4,400
01401501	Snow	54329	Supplies - Magnesium Chloride	48,289	69,135	50,000	50,000	60,000
01401502	Highways & Streets	54329	Supplies - Magnesium Chloride	0	1,561	0	0	0
			Object Total	48,289	70,696	50,000	50,000	60,000
01110000	Human Resources	54330	Supplies - Medical (disposable)	0	0	0	0	0
01200000	CD Administration	54330	Supplies - Medical (disposable)	0	0	0	0	0
01303318	EMS Training	54330	Supplies - Medical (disposable)	6,943	6,000	6,000	6,000	6,000
01350000	Police Administration	54330	Supplies - Medical (disposable)	3,990	4,788	5,000	5,000	5,000
01352000	Patrol Administration	54330	Supplies - Medical (disposable)	1,276	1,120	2,500	2,500	2,500
01401502	Highways & Streets	54330	Supplies - Medical (disposable)	0	0	200	200	200
01404000	Fleet	54330	Supplies - Medical (disposable)	0	0	100	100	100
01501000	Parks Maint. Administration	54330	Supplies - Medical (disposable)	889	1,466	1,789	1,789	1,789
01509647	Ad Astra Pool	54330	Supplies - Medical (disposable)	0	114	0	7,770	7,770
01509648	Flat Rock Creek Pool	54330	Supplies - Medical (disposable)	0	42	1,266	1,266	1,266
01509649	Indian Trails Pool	54330	Supplies - Medical (disposable)	0	626	7,657	7,657	7,657
			Object Total	13,098	14,156	24,512	32,282	32,282
01303318	EMS Training	54332	Supplies - Medical (durable)	4,177	13,389	6,000	6,000	6,000
			Object Total	4,177	13,389	6,000	6,000	6,000
01350000	Police Administration	54334	Supplies - Motor Vehicle	0	0	0	0	0
01401502	Highways & Streets	54334	Supplies - Motor Vehicle	0	4,900	600	600	600
01402504	Traffic	54334	Supplies - Motor Vehicle	0	0	0	0	0
01404000	Fleet	54334	Supplies - Motor Vehicle	369,350	353,666	330,000	330,000	350,000
01500000	Parks & Rec. Administration	54334	Supplies - Motor Vehicle	0	29	88	88	88
01501000	Parks Maint. Administration	54334	Supplies - Motor Vehicle	0	0	0	0	0
80405500	Stormwater Maintenance	54334	Supplies - Motor Vehicle	198	42	0	0	0
			Object Total	369,548	358,637	330,688	330,688	350,688
01010000	Governing Body	54336	Supplies - Office	285	0	500	500	500
01010004	Vision 2040	54336	Supplies - Office	487	292	0	0	0
01011000	City Manager	54336	Supplies - Office	478	585	1,200	1,200	1,200
01012000	Communications	54336	Supplies - Office	340	175	500	500	500
01013000	Municipal Court	54336	Supplies - Office	5,491	4,489	4,224	4,224	4,224
01014000	City Clerk	54336	Supplies - Office	340	533	0	0	0
01015000	Public Market	54336	Supplies - Office	0	0	0	0	0
01100000	Finance	54336	Supplies - Office	6,276	6,645	10,000	10,000	8,000
01110000	Human Resources	54336	Supplies - Office	888	1,102	3,000	3,000	3,000
01150000	IT Administration	54336	Supplies - Office	10	11,082	300	300	300
01150012	IT Support Services	54336	Supplies - Office	26	7	500	500	500
01150013	IT Data Analytics	54336	Supplies - Office	5	0	0	0	0
01150014	IT Infrastructure	54336	Supplies - Office	0	20	0	0	0
01180000	Legal	54336	Supplies - Office	3,940	1,118	4,754	4,754	2,754
01181000	Prosecution	54336	Supplies - Office	10	145	448	448	448

ORG	ORG DESCRIPTION	OBJ	DESCRIPTION	2018 ACTUAL	2019 ACTUAL	2020 Original BUDGET	2020 Revised BUDGET	2021 BUDGET
01200000	CD Administration	54336	Supplies - Office	5,120	4,010	5,000	5,000	5,000
01201000	Community Standards	54336	Supplies - Office	0	0	0	0	0
01202000	Building Inspection	54336	Supplies - Office	0	0	0	0	0
01203000	Land Use	54336	Supplies - Office	0	0	1,000	1,000	1,000
01204000	Engineering	54336	Supplies - Office	0	243	500	500	500
01300000	Fire Administration	54336	Supplies - Office	3,649	4,269	7,500	7,500	7,500
01300301	Fire Domestic Preparedness	54336	Supplies - Office	0	0	0	0	1,000
01350000	Police Administration	54336	Supplies - Office	11,179	12,121	25,000	25,000	25,000
01351000	Police Investigations	54336	Supplies - Office	808	70	0	0	0
01352000	Patrol Administration	54336	Supplies - Office	444	751	0	0	0
01380000	Emergency Management	54336	Supplies - Office	0	321	1,000	1,000	0
01400000	Municipal Services Admin.	54336	Supplies - Office	1,659	2,139	6,000	6,000	6,000
01401502	Highways & Streets	54336	Supplies - Office	148	173	500	500	500
01402504	Traffic	54336	Supplies - Office	18	30	500	500	500
01403500	Facilities	54336	Supplies - Office	17	60	0	0	0
01404000	Fleet	54336	Supplies - Office	244	0	400	400	400
01500000	Parks & Rec. Administration	54336	Supplies - Office	507	756	698	698	698
01501000	Parks Maint. Administration	54336	Supplies - Office	0	0	0	0	0
01502000	Parks Prog. Administration	54336	Supplies - Office	775	1,293	3,192	3,192	3,192
01502612	Parks & Rec - Prog Custodial	54336	Supplies - Office	328	0	0	0	0
01504629	Senior Programs	54336	Supplies - Office	14	0	0	0	0
01506655	Art & Wine Fair	54336	Supplies - Office	0	0	150	150	150
01509647	Ad Astra Pool	54336	Supplies - Office	0	0	0	89	89
01509648	Flat Rock Creek Pool	54336	Supplies - Office	0	0	30	30	30
01509649	Indian Trails Pool	54336	Supplies - Office	65	0	166	166	166
28500652	Legler Barn	54336	Supplies - Office	0	0	0	0	0
80405000	Stormwater Administration	54336	Supplies - Office	2,198	0	0	0	0
80405500	Stormwater Maintenance	54336	Supplies - Office	24	0	0	0	0
82500001	Rec Center Administration	54336	Supplies - Office	1,524	240	0	0	0
82500008	Rec Center Customer Service	54336	Supplies - Office	227	0	0	0	0
82501001	Rec Center Facilities	54336	Supplies - Office	0	298	0	0	0
82509661	Rec Center Pools	54336	Supplies - Office	0	22	0	0	0
82510000	Rec Center Fitness	54336	Supplies - Office	17	58	0	0	0
			Object Total	47,541	53,047	77,062	77,151	73,151
01401502	Highways & Streets	54338	Supplies - Oil Tack	5,712	5,438	9,000	9,000	9,000
			Object Total	5,712	5,438	9,000	9,000	9,000
01011000	City Manager	54340	Supplies - Operational	0	0	300	300	300
01015000	Public Market	54340	Supplies - Operational	1,498	4,308	7,500	7,500	7,500
01150000	IT Administration	54340	Supplies - Operational	60	0	0	0	0
01150014	IT Infrastructure	54340	Supplies - Operational	0	0	200	200	200
01350000	Police Administration	54340	Supplies - Operational	891	2,516	0	0	0
01352000	Patrol Administration	54340	Supplies - Operational	0	0	0	0	0
01400000	Municipal Services Admin.	54340	Supplies - Operational	0	321	0	0	0
01401502	Highways & Streets	54340	Supplies - Operational	10	335	0	0	0
01402503	Street Lights	54340	Supplies - Operational	49,015	15,865	85,000	85,000	85,000
01402504	Traffic	54340	Supplies - Operational	37,143	84,852	100,000	100,000	100,000
01500000	Parks & Rec. Administration	54340	Supplies - Operational	1,494	1,102	1,136	1,136	1,136
01501000	Parks Maint. Administration	54340	Supplies - Operational	13,285	12,758	20,101	20,101	20,101
01501500	Parks Maint. Facilities	54340	Supplies - Operational	88,622	93,731	95,185	95,185	95,185
01501612	Parks Building Services	54340	Supplies - Operational	9,570	12,066	8,740	8,740	8,740
01502000	Parks Prog. Administration	54340	Supplies - Operational	406	2,471	6,084	6,084	6,084
01502613	Thompson Barn	54340	Supplies - Operational	11,516	11,107	11,492	11,492	11,492
01502614	Parks Prog. Other	54340	Supplies - Operational	8,157	5,566	0	0	0
01502653	Parks Prog. NGA	54340	Supplies - Operational	0	515	0	0	0
01503610	Farmers Market	54340	Supplies - Operational	3,587	972	1,250	1,250	1,250
01503615	BBQ	54340	Supplies - Operational	28,961	12,251	27,544	27,544	27,544
01503616	Chili Challenge	54340	Supplies - Operational	20,530	13,928	15,299	15,299	15,299
01503617	Community Days	54340	Supplies - Operational	51	262	807	807	807
01503618	Cupids Gem	54340	Supplies - Operational	82	92	150	150	150
01503619	Enchanted Forest	54340	Supplies - Operational	447	379	0	0	0
01503620	Freedom Run	54340	Supplies - Operational	17,139	18,191	13,690	13,690	13,690
01503621	Holiday Lights	54340	Supplies - Operational	98	49	1,200	1,200	1,200
01503623	Other Events	54340	Supplies - Operational	3,314	4,084	4,996	4,996	4,996
01503624	Bike Ride	54340	Supplies - Operational	822	804	1,500	1,500	1,500
01503625	Spinach Festival	54340	Supplies - Operational	1,080	5,451	3,156	3,156	3,156
01503626	Senior Banquet	54340	Supplies - Operational	0	1,011	2,325	2,325	2,325
01503627	Tails on Trails	54340	Supplies - Operational	298	324	600	600	600
01503656	Bridal Show	54340	Supplies - Operational	504	374	500	500	500
01504628	Adult Fitness	54340	Supplies - Operational	264	0	1,197	1,197	1,197
01504629	Senior Programs	54340	Supplies - Operational	0	39	4,791	4,791	4,791
01504630	Adult Sports	54340	Supplies - Operational	1,401	2,727	3,500	3,500	3,500
01504632	Parks & Recreation - Other	54340	Supplies - Operational	6,042	547	0	0	0
01505634	Youth Sports	54340	Supplies - Operational	9,214	8,541	8,405	8,405	9,275
01505635	Arts & Crafts	54340	Supplies - Operational	121	637	2,846	2,846	2,846
01505636	Camps & Shows	54340	Supplies - Operational	1,032	3,383	7,300	7,300	7,300
01506637	Arts Council	54340	Supplies - Operational	636	404	2,625	2,625	2,625
01506638	Prog Cook	54340	Supplies - Operational	16	0	250	250	250
01506640	Prog Dance	54340	Supplies - Operational	55	0	0	0	0
01506654	Get Outdoors	54340	Supplies - Operational	422	657	1,750	1,750	1,750
01506655	Art & Wine Fair	54340	Supplies - Operational	1,710	2,987	5,050	5,050	5,050
01507642	Programs - Nature	54340	Supplies - Operational	2,476	11,005	12,935	12,935	12,935
01507643	Community Gardens	54340	Supplies - Operational	486	461	1,000	1,000	1,000

ORG	ORG DESCRIPTION	OBJ	DESCRIPTION	2018 ACTUAL	2019 ACTUAL	2020 Original BUDGET	2020 Revised BUDGET	2021 BUDGET
01508645	Tennis	54340	Supplies - Operational	0	0	1,200	1,200	1,200
01509646	Swimming Pools	54340	Supplies - Operational	9,107	584	3,100	3,100	3,100
01509647	Ad Astra Pool	54340	Supplies - Operational	877	634	0	2,713	2,713
01509648	Flat Rock Creek Pool	54340	Supplies - Operational	1,098	732	4,809	4,809	4,809
01509649	Indian Trails Pool	54340	Supplies - Operational	1,647	1,010	2,084	2,084	2,084
01509651	Swim Team	54340	Supplies - Operational	8,571	1,475	2,009	2,009	2,009
28500652	Legler Barn	54340	Supplies - Operational	0	0	2,400	2,400	2,400
80405000	Stormwater Administration	54340	Supplies - Operational	26	0	0	0	0
80405500	Stormwater Maintenance	54340	Supplies - Operational	7,579	5,713	9,000	9,000	9,000
82500001	Rec Center Administration	54340	Supplies - Operational	0	6,397	17,000	17,000	17,000
82500008	Rec Center Customer Service	54340	Supplies - Operational	2,058	2,761	5,000	5,000	5,000
82502659	Rec Center Building Services	54340	Supplies - Operational	24,846	27,671	28,000	28,000	48,000
82503000	Rec Center Rentals & Events	54340	Supplies - Operational	11,212	10,996	18,400	18,400	13,250
82506000	Rec Center Enrichment	54340	Supplies - Operational	3,789	2,620	8,750	8,750	8,750
82506636	Rec Center Camps	54340	Supplies - Operational	4,569	8,263	23,000	23,000	23,000
82506641	Rec Center Dance	54340	Supplies - Operational	2,415	10,621	10,580	10,580	10,580
82508660	Rec Center Sports	54340	Supplies - Operational	9,754	10,117	10,000	10,000	10,000
82509661	Rec Center Pools	54340	Supplies - Operational	37,168	36,290	10,000	10,000	10,000
82510000	Rec Center Fitness	54340	Supplies - Operational	16,512	13,117	12,690	12,690	17,690
	Object Total			463,683	476,074	628,426	631,139	651,859
01010000	Governing Body	54342	Supplies - Other/misc	248	201	0	0	0
01011000	City Manager	54342	Supplies - Other/misc	158	1,189	300	300	300
01012000	Communications	54342	Supplies - Other/misc	0	510	500	500	500
01013000	Municipal Court	54342	Supplies - Other/misc	1,507	821	2,280	2,280	2,280
01014000	City Clerk	54342	Supplies - Other/misc	510	203	0	0	0
01015000	Public Market	54342	Supplies - Other/misc	715	1,982	0	0	0
01030000	Non-departmental	54342	Supplies - Other/misc	0	59,695	3,000	3,000	3,000
01100000	Finance	54342	Supplies - Other/misc	794	0	0	0	0
01110000	Human Resources	54342	Supplies - Other/misc	0	0	0	0	0
01150000	IT Administration	54342	Supplies - Other/misc	403	392	1,000	1,000	1,000
01180000	Legal	54342	Supplies - Other/misc	0	0	250	250	250
01200000	CD Administration	54342	Supplies - Other/misc	0	0	775	775	775
01202000	Building Inspection	54342	Supplies - Other/misc	0	0	0	0	0
01204000	Engineering	54342	Supplies - Other/misc	87	0	500	500	500
01303314	Fire Logistics Vehicles	54342	Supplies - Other/misc	34	187	1,500	1,500	1,500
01350000	Police Administration	54342	Supplies - Other/misc	29	80	0	0	0
01350401	Police Towers	54342	Supplies - Other/misc	5,972	0	7,020	7,020	7,020
01351000	Police Investigations	54342	Supplies - Other/misc	5,262	9,895	0	0	0
01352000	Patrol Administration	54342	Supplies - Other/misc	23,675	5,633	70,000	70,000	70,000
01352011	Police Patrol - Recruiting	54342	Supplies - Other/misc	0	0	0	0	0
01352307	Police Patrol - Bike	54342	Supplies - Other/misc	0	0	0	0	0
01352402	Police Patrol - K9	54342	Supplies - Other/misc	686	0	0	0	0
01352403	Police Patrol - Traffic	54342	Supplies - Other/misc	0	0	0	0	0
01352404	Patrol Tactical	54342	Supplies - Other/misc	813	0	0	0	0
01352405	Police Patrol - ACO	54342	Supplies - Other/misc	0	0	0	0	0
01352406	Police Patrol - SRO	54342	Supplies - Other/misc	15	0	0	0	0
01352407	Police Patrol - Firearms	54342	Supplies - Other/misc	20	0	0	0	0
01352408	Police Patrol - Comm Policing	54342	Supplies - Other/misc	0	0	0	0	0
01352409	Police Patrol - Training	54342	Supplies - Other/misc	40	0	0	0	0
01400000	Municipal Services Admin.	54342	Supplies - Other/misc	0	103	0	0	0
01401502	Highways & Streets	54342	Supplies - Other/misc	3,244	8,069	11,700	11,700	11,000
01402504	Traffic	54342	Supplies - Other/misc	5,912	4,078	20,000	20,000	20,000
01403500	Facilities	54342	Supplies - Other/misc	101	329	500	500	500
01404000	Fleet	54342	Supplies - Other/misc	10,742	7,498	7,000	7,000	7,000
01500000	Parks & Rec. Administration	54342	Supplies - Other/misc	0	1,006	88	88	88
01501500	Parks Maint. Facilities	54342	Supplies - Other/misc	48	852	0	0	0
01501601	Parks Maint. Turf	54342	Supplies - Other/misc.	0	16	0	0	0
01501602	Parks Maint. Landscape	54342	Supplies - Other/misc.	0	21	0	0	0
01502000	Parks Prog. Administration	54342	Supplies - Other/misc.	0	162	0	0	0
01502613	Thompson Barn	54342	Supplies - Other/misc	54	112	0	0	0
01503616	Chili Challenge	54342	Supplies - Other/misc	0	1,307	0	0	0
01503615	BBQ	54342	Supplies - Other/misc.	25	13,022	5,300	5,300	5,300
01503623	Other Events	54342	Supplies - Other/misc	0	0	0	0	0
01503625	Spinach Festival	54342	Supplies - Other/misc	2,107	1,305	1,600	1,600	1,600
01504628	Adult Fitness	54342	Supplies - Other/misc	55	0	0	0	0
01504629	Senior Programs	54342	Supplies - Other/misc	168	0	0	0	0
01504631	Adult Trips	54342	Supplies - Other/misc	82	4,228	800	800	800
01505636	Camps & Shows	54342	Supplies - Other/misc	0	0	450	450	450
01506637	Arts Council	54342	Supplies - Other/misc	0	0	0	0	0
01506655	Art & Wine Fair	54342	Supplies - Other/misc	1,579	1,337	4,067	4,067	4,067
01507642	Programs - Nature	54342	Supplies - Other/misc	275	86	0	0	0
01509646	Swimming Pools	54342	Supplies - Other/misc	110	144	0	0	0
01509647	Ad Astra Pool	54342	Supplies - Other/misc	89	0	0	0	0
01509651	Swim Team	54342	Supplies - Other/misc	0	0	0	0	0
02100000	Endowment	54342	Supplies - Other/misc	0	0	0	0	0
03100000	Foundation	54342	Supplies - Other/misc	3464	563	0	0	0
26350000	Drug & Alcohol Awareness	54342	Supplies - Other/misc	30,062	35,981	30,000	30,000	30,000
41501710	PRIF Zone 2	54342	Supplies - Other/misc	0	0	0	0	0
80405500	Stormwater Maintenance	54342	Supplies - Other/misc	8,397	5,574	12,000	12,000	12,000
82500001	Rec Center Administration	54342	Supplies - Other/misc	3,983	4,027	0	0	0
82500008	Rec Center Customer Service	54342	Supplies - Other/misc	185	0	0	0	0
82501001	Rec Center Facilities	54342	Supplies - Other/misc	23,188	47,010	25,000	3,000	13,840
82509661	Rec Center Pools	54342	Supplies - Other/misc	421	19	0	0	0

ORG	ORG DESCRIPTION	OBJ	DESCRIPTION	2018	2019	2020	2020	2021
				ACTUAL	ACTUAL	Original BUDGET	Revised BUDGET	BUDGET
			Object Total	135,259	217,637	205,630	183,630	193,770
80405500	Stormwater Maintenance	54344	Supplies - Pipe	4,547	2,013	9,000	9,000	9,000
			Object Total	4,547	2,013	9,000	9,000	9,000
80405500	Stormwater Maintenance	54346	Supplies - Plant Materials	3,782	2,421	4,000	4,000	4,000
			Object Total	3,782	2,421	4,000	4,000	4,000
01401502	Highways & Streets	54348	Supplies - Propane	2,020	2,029	6,000	6,000	6,000
			Object Total	2,020	2,029	6,000	6,000	6,000
80405500	Stormwater Maintenance	54350	Supplies - Rock	1,889	2,695	5,000	5,000	5,000
			Object Total	1,889	2,695	5,000	5,000	5,000
01401502	Highways & Streets	54351	Supplies - Salt	0	515	0	0	0
			Object Total	0	515	0	0	0
01401502	Highways & Streets	54352	Supplies - Soil	0	1,100	1,200	1,200	1,200
80405500	Stormwater Maintenance	54352	Supplies - Soil	1,219	68	2,000	2,000	2,000
			Object Total	1,219	1,168	3,200	3,200	3,200
80405000	Stormwater Administration	54356	Supplies - Stormwater	2,537	1,837	15,000	15,000	15,000
80405500	Stormwater Maintenance	54356	Supplies - Stormwater	17,401	3,487	20,000	20,000	20,000
			Object Total	19,938	5,324	35,000	35,000	35,000
01401502	Highways & Streets	54358	Supplies - Street	6,624	9,980	18,000	18,000	18,000
01402504	Traffic	54358	Supplies - Street	0	49	0	0	0
80405500	Stormwater Maintenance	54358	Supplies - Street	0	97	0	0	0
			Object Total	6,624	10,126	18,000	18,000	18,000
01011000	City Manager	54405	Books/Videos	0	0	100	100	100
01012000	Communications	54405	Books/Videos	0	0	0	0	0
01100000	Finance	54405	Books/Videos	0	0	500	500	0
01110000	Human Resources	54405	Books/Videos	67	0	350	350	350
01180000	Legal	54405	Books/Videos	539	50	1,416	1,416	416
01181000	Prosecution	54405	Books/Videos	0	0	180	180	180
01200000	CD Administration	54405	Books/Videos	30	0	0	0	0
01202000	Building Inspection	54405	Books/Videos	1,868	629	6,000	6,000	3,500
01203000	Land Use	54405	Books/Videos	20	0	0	0	0
01204000	Engineering	54405	Books/Videos	2,245	1,080	0	0	0
01350000	Police Administration	54405	Books/Videos	804	3,843	2,500	2,500	2,500
01404000	Fleet	54405	Books/Videos	160	0	750	750	750
			Object Total	5,733	5,602	11,796	11,796	7,796
01011000	City Manager	54407	Learning About Lenexa	2,248	1,953	3,000	3,000	3,000
			Object Total	2,248	1,953	3,000	3,000	3,000
01204000	Engineering	54420	Fuel	101	113	0	0	0
01404000	Fleet	54420	Fuel	415,810	470,265	610,000	610,000	590,000
			Object Total	415,911	470,378	610,000	610,000	590,000
01013000	Municipal Court	54425	Furniture	737	587	500	500	500
01150012	IT Support Services	54425	Furniture	0	0	0	0	0
01200000	CD Administration	54425	Furniture	2,098	10,252	0	0	0
01303500	Fire Logistics Facilities	54425	Furniture	5,940	3,744	6,000	6,000	6,000
01350000	Police Administration	54425	Furniture	8,702	2,961	7,500	7,500	7,500
01351000	Police Investigations	54425	Furniture	0	0	0	0	0
01100000	Finance	54425	Furniture	4,046	0	0	0	0
			Object Total	21,523	17,544	14,000	14,000	14,000
01015000	Public Market	54430	Merchandise for Resale	11,116	0	0	0	0
01503610	Farmers Market	54430	Merchandise for Resale	0	1,931	5,000	5,000	5,000
01503615	BBQ	54430	Merchandise for Resale	13,299	10,661	13,097	13,097	13,097
01503616	Chili Challenge	54430	Merchandise for Resale	5,069	9,281	3,173	3,173	3,173
01503625	Spinach Festival	54430	Merchandise for Resale	3,088	2,882	5,444	5,444	5,444
01506655	Art & Wine Fair	54430	Merchandise for Resale	3,612	2,920	5,200	5,200	5,200
01509646	Swimming Pools	54430	Merchandise for Resale	0	391	1,500	1,500	1,500
01509647	Ad Astra Pool	54430	Merchandise for Resale	2,774	2,966	0	8,599	8,599
01509648	Flat Rock Creek Pool	54430	Merchandise for Resale	3,192	2,917	4,857	4,857	4,857
01509649	Indian Trails Pool	54430	Merchandise for Resale	6,044	6,356	10,554	10,554	10,554
01509651	Swim Team	54430	Merchandise for Resale	0	3,300	1,387	1,387	1,387
82500001	Rec Center Administration	54430	Merchandise for Resale	1,520	15,484	10,750	10,750	10,750
82506641	Rec Center Dance	54430	Merchandise for Resale	0	0	5,000	5,000	5,000
82508660	Rec Center Sports	54430	Merchandise for Resale	0	0	1,800	1,800	1,800
			Object Total	49,714	59,089	67,762	76,361	76,361
01010000	Governing Body	54432	Recognition	1,902	3,277	4,000	4,000	4,000
01012000	Communications	54432	Recognition	464	340	520	520	520
01011000	City Manager	54432	Recognition	0	0	500	500	500
01110000	Human Resources	54432	Recognition	10,854	9,311	10,000	10,000	10,000
01200000	CD Administration	54432	Recognition	227	730	500	500	500
01203000	Land Use	54432	Recognition	-40	0	0	0	0
01204000	Engineering	54432	Recognition	0	0	0	0	0
01400000	Municipal Services Admin.	54432	Recognition	314	1,104	2,000	2,000	1,000

ORG	ORG DESCRIPTION	OBJ	DESCRIPTION	2018	2019	2020	2020	2021
				ACTUAL	ACTUAL	Original BUDGET	Revised BUDGET	BUDGET
			Object Total	13,721	14,762	17,520	17,520	16,520
01100000	Finance	54434	Recognition - Events	231	0	0	0	0
01110000	Human Resources	54434	Recognition - Events	10,010	12,147	15,000	15,000	15,000
01204000	Engineering	54434	Recognition - Events	0	0	250	250	250
			Object Total	10,241	12,147	15,250	15,250	15,250
01203000	Land Use	54440	Subscription-material	0	492	0	0	0
			Object Total	0	492	0	0	0
01010000	Governing Body	54442	Uniforms	674	432	1,000	1,000	1,000
01012000	Communications	54442	Uniforms	0	0	400	400	400
01013000	Municipal Court	54442	Uniforms	238	224	700	700	700
01100000	Finance	54442	Uniforms	0	353	0	0	0
01110000	Human Resources	54442	Uniforms	0	0	0	0	0
01150000	IT Administration	54442	Uniforms	0	2,587	0	0	0
01200000	CD Administration	54442	Uniforms	264	33	0	0	0
01201000	Community Standards	54442	Uniforms	225	228	750	750	750
01202000	Building Inspection	54442	Uniforms	1,194	1,017	3,000	3,000	3,000
01203000	Land Use	54442	Uniforms	0	22	250	250	250
01204000	Engineering	54442	Uniforms	2,231	2,898	3,000	3,000	3,000
01300301	Fire Domestic Preparedness	54442	Uniforms	0	0	0	0	325
01303316	Fire Logistics Equipment	54442	Uniforms	119,207	179,539	140,000	140,000	140,000
01350000	Police Administration	54442	Uniforms	62,692	46,173	45,123	45,123	45,123
01351000	Police Investigations	54442	Uniforms	3,141	4,742	4,000	4,000	4,000
01352000	Patrol Administration	54442	Uniforms	57,337	52,640	50,000	50,000	50,000
01352011	Police Patrol - Recruiting	54442	Uniforms	38	0	0	0	0
01352307	Police Patrol - Bike	54442	Uniforms	130	0	0	0	0
01352402	Police Patrol - K9	54442	Uniforms	190	0	0	0	0
01352403	Police Patrol - Traffic	54442	Uniforms	248	0	0	0	0
01352404	Patrol Tactical	54442	Uniforms	6,054	0	0	0	0
01352405	Police Patrol - ACO	54442	Uniforms	604	0	0	0	0
01352407	Police Patrol - Firearms	54442	Uniforms	840	0	0	0	0
01352410	Police Patrol - DPU	54442	Uniforms	437	0	0	0	0
01380000	Emergency Management	54442	Uniforms	0	372	325	325	0
01352406	Police Patrol - SRO	54442	Uniforms	830	0	0	0	0
01352408	Police Patrol - Comm Policing	54442	Uniforms	696	0	0	0	0
01352409	Police Patrol - Training	54442	Uniforms	0	0	0	0	0
01401502	Highways & Streets	54442	Uniforms	0	16	0	0	0
01403500	Facilities	54442	Uniforms	0	0	0	0	0
01404000	Fleet	54442	Uniforms	0	0	0	0	0
01500000	Parks & Rec. Administration	54442	Uniforms	597	738	1,363	1,363	1,363
01501000	Parks Maint. Administration	54442	Uniforms	0	9175	12120	12120	12120
01501612	Parks Building Services	54442	Uniforms	2,536	2,318	5,078	5,078	5,078
01502000	Parks Prog. Administration	54442	Uniforms	2,641	2,385	7,575	7,575	7,575
01502613	Thompson Barn	54442	Uniforms	44	468	300	300	300
01503610	Farmers Market	54442	Uniforms	0	100	100	100	100
01509647	Ad Astra Pool	54442	Uniforms	1,497	1,497	0	2,497	2,497
01509648	Flat Rock Creek Pool	54442	Uniforms	1,117	1,241	1,117	1,117	1,117
01509649	Indian Trails Pool	54442	Uniforms	2,220	2,505	2,505	2,505	2,505
80405000	Stormwater Administration	54442	Uniforms	284	200	0	0	0
82500001	Rec Center Administration	54442	Uniforms	22,068	2,471	8,000	8,000	8,000
82501001	Rec Center Facilities	54442	Uniforms	0	0	600	600	600
82502659	Rec Center Building Services	54442	Uniforms	144	254	1,500	1,500	1,500
82506636	Rec Center Camps	54442	Uniforms	2,027	472	1,500	1,500	1,500
82509661	Rec Center Pools	54442	Uniforms	2,059	4,127	5,925	5,925	5,925
			Object Total	294,504	319,227	296,231	298,728	298,728
01202000	Building Inspection	54444	Uniforms - Boots	366	341	0	0	0
01204000	Engineering	54444	Uniforms - Boots	712	421	0	0	0
01401502	Highways & Streets	54444	Uniforms - Boots	2,549	2,839	3,500	3,500	3,500
01402504	Traffic	54444	Uniforms - Boots	650	700	1,000	1,000	1,000
01403500	Facilities	54444	Uniforms - Boots	636	895	1,000	1,000	1,000
01404000	Fleet	54444	Uniforms - Boots	917	970	1,400	1,400	1,400
01501000	Parks Maint. Administration	54444	Uniforms - Boots	17,170	5,824	5,000	5,000	5,000
01501612	Parks Building Services	54444	Uniforms - Boots	346	1,387	1,175	1,175	1,175
01502000	Parks Prog. Administration	54444	Uniforms - Boots	0	0	126	126	126
01503616	Chili Challenge	54444	Uniforms - Boots	0	0	126	126	126
80405000	Stormwater Administration	54444	Uniforms - Boots	149	297	300	300	300
80405500	Stormwater Maintenance	54444	Uniforms - Boots	1,885	2,169	2,500	2,500	2,500
			Object Total	25,380	15,843	16,127	16,127	16,127
01400000	Municipal Services Admin.	54446	Uniforms - Jackets/Bibs	358	360	2,000	2,000	2,000
01401502	Highways & Streets	54446	Uniforms - Jackets/Bibs	1,023	1,889	1,200	1,200	2,000
01402503	Street Lights	54446	Uniforms - Jackets/Bibs	393	0	0	0	0
01402504	Traffic	54446	Uniforms - Jackets/Bibs	382	565	1,000	1,000	1,000
01403500	Facilities	54446	Uniforms - Jackets/Bibs	37	204	1,000	1,000	1,000
01404000	Fleet	54446	Uniforms - Jackets/Bibs	0	90	1,000	1,000	1,000
80405500	Stormwater Maintenance	54446	Uniforms - Jackets/Bibs	2,876	1,217	3,000	3,000	3,000
			Object Total	5,069	4,325	9,200	9,200	10,000
01204000	Engineering	54448	Uniforms - Clothing	780	125	0	0	0
01400000	Municipal Services Admin.	54448	Uniforms - Clothing	956	899	1,500	1,500	1,500
01401502	Highways & Streets	54448	Uniforms - Clothing	8,146	6,998	8,300	8,300	8,300

ORG	ORG DESCRIPTION	OBJ	DESCRIPTION	2018	2019	2020	2020	2021
				ACTUAL	ACTUAL	Original BUDGET	Revised BUDGET	BUDGET
01402504	Traffic	54448	Uniforms - Clothing	1,596	1,530	2,000	2,000	2,000
01403500	Facilities	54448	Uniforms - Clothing	2,317	2,213	2,200	2,200	2,200
01404000	Fleet	54448	Uniforms - Clothing	550	522	1,500	1,500	1,500
80405000	Stormwater Administration	54448	Uniforms - Clothing	0	309	1,500	1,500	1,500
80405500	Stormwater Maintenance	54448	Uniforms - Clothing	3,776	6,038	5,500	5,500	5,500
			Object Total	18,121	18,634	22,500	22,500	22,500
			Commodities Total	3,760,293	4,096,014	4,758,223	4,696,817	4,765,877
01150012	IT Support Services	55105	Equipment - Audio & Video	0	0	0	0	0
			Object Total	0	0	0	0	0
01400000	Municipal Services Admin.	55110	Equipment - Automotive	0	0	0	0	0
01404000	Fleet	55110	Equipment - Automotive	37,190	112,043	691,279	540,279	0
01502000	Parks Prog. Administration	55110	Equipment - Automotive	20,043	0	0	0	0
80405500	Stormwater Maintenance	55110	Equipment - Automotive	54,558	115,800	0	0	0
			Object Total	111,791	227,843	691,279	540,279	0
01401502	Highways & Streets	55115	Equipment - Heavy Motorized	121,968	1,525	0	0	0
01404000	Fleet	55115	Equipment - Heavy Motorized	0	0	0	0	16,000
80405500	Stormwater Maintenance	55115	Equipment - Heavy Motorized	47,406	0	0	0	0
			Object Total	169,374	1,525	0	0	16,000
01015000	Public Market	55125	Equipment - Other Capital	16,088	13,000	15,000	15,000	10,000
01303316	Fire Logistics Equipment	55125	Equipment - Other Capital	0	122,193	0	0	0
01401502	Highways & Streets	55125	Equipment - Other Capital	195,777	52,265	0	0	0
01404000	Fleet	55125	Equipment - Other Capital	0	0	0	0	0
01501500	Parks Maint. Facilities	55125	Equipment - Other Capital	27,740	24,087	25,000	25,000	25,000
01501612	Parks Building Services	55125	Equipment - Other Capital	8,493	8,927	12,906	12,906	12,906
80405500	Stormwater Maintenance	55125	Equipment - Other Capital	104,248	0	0	0	0
			Object Total	352,346	220,472	52,906	52,906	47,906
01350401	Police Towers	55135	Admin Eqiup - Computer	0	10,411	0	0	0
			Object Total	0	10,411	0	0	0
01150014	IT Infrastructure	55140	Equipment - LAN	0	0	0	0	0
			Object Total	0	0	0	0	0
01150014	IT Infrastructure	55155	Equipment - Server	195,496	279,869	151,270	317,270	317,270
			Object Total	195,496	279,869	151,270	317,270	317,270
01150012	IT Support Services	55210	Software - Personal Computer	14,880	14,880	16,000	16,000	16,000
			Object Total	14,880	14,880	16,000	16,000	16,000
01150014	IT Infrastructure	55220	Software - Server	0	0	50,000	10,000	10,000
			Object Total	0	0	50,000	10,000	10,000
01150013	IT Data Analytics	55230	Software - Other	0	0	0	0	0
01404000	Fleet	55230	Software - Other	8,328	6,410	0	0	0
			Object Total	8,328	6,410	0	0	0
40501709	PRIF Zone 1	55302	Art	0	0	0	0	0
			Object Total	0	0	0	0	0
01404000	Fleet	55305	Building	177	295	0	0	0
01406000	Parking Structure	55305	Building	0	0	25,000	25,000	25,000
01501000	Parks Maint. Administration	55305	Building	65,000	0	0	0	0
82500001	Rec Center Administration	55305	Building	14,310	7,811	25,000	25,000	25,000
			Object Total	79,487	8,106	50,000	50,000	50,000
01200000	CD Administration	55315	Furniture & Fixtures	3,763	0	0	0	0
			Object Total	3,763	0	0	0	0
28056000	Economic Development - Other	55340	Streets	0	26,143	0	0	0
46402000	TIP Zone 1	55340	Streets	14,000	0	0	0	0
			Object Total	14,000	26,143	0	0	0
28056000	Economic Development - Other	55810	Economic Development	90,000	80,000	517,429	0	0
51053000	Economic Development - TIF	55810	Economic Development	3,070,254	2,720,195	7,330,165	7,330,165	8,645,555
53053000	Economic Development - TIF	55810	Economic Development	1,585,666	1,853,938	3,091,465	3,091,465	3,626,775
54053000	Economic Development - TIF	55810	Economic Development	518,599	899,091	1,117,385	1,117,385	1,285,540
56051000	Economic Development - CID	55810	Economic Development	484,555	646,833	643,500	643,500	693,000
57051000	Economic Development - CID	55810	Economic Development	95,352	93,210	108,900	108,900	123,750
58051000	Economic Development - CID	55810	Economic Development	38,317	35,000	51,480	51,480	51,480
59051000	Economic Development - CID	55810	Economic Development	60,096	68,097	69,300	69,300	79,200
61051000	Economic Development - CID	55810	Economic Development	51,044	0	19,800	19,800	19,800
62051000	Economic Development - CID	55810	Economic Development	27,588	-9,048	89,100	89,100	108,900
63053000	Economic Development - TIF	55810	Economic Development	35,534	243,859	1,283,550	1,283,550	1,633,790
64051000	Economic Development - CID	55810	Economic Development	45,985	48,700	54,450	54,450	59,400
65051000	Economic Development - CID	55810	Economic Development	0	36,612	23,760	23,760	29,700
66051000	Economic Development - TIF	55810	Economic Development	0	48,219	29,700	29,700	34,650
67051000	Economic Development - TIF	55810	Economic Development	0	0	277,200	277,200	277,200
68051000	Economic Development - TIF	55810	Economic Development	0	0	49,500	49,500	49,500
69051000	Economic Development - TIF	55810	Economic Development	0	0	0	0	203,940

ORG	ORG DESCRIPTION	OBJ	DESCRIPTION	2018	2019	2020	2020	2021
				ACTUAL	ACTUAL	Original BUDGET	Revised BUDGET	BUDGET
			Object Total	6,102,990	6,764,706	14,756,684	14,239,255	16,922,180
	3,005,118							
	10565483							
			Capital Outlay Total	7,052,455	7,560,365	15,768,139	15,225,710	17,379,356
05700000	GO Bonds (for 2020 Series)	60105	Interest	0	0	0	0	13,125
05700000	2003A GO Bonds	60105	Interest	11,856	0	0	0	0
05700000	2006E GO Bonds	60105	Interest	20,491	0	0	0	0
05700000	2007B GO Bonds	60105	Interest	97,000	0	0	0	0
05700000	2008B Special Assessment	60105	Interest	75,525	0	0	0	0
05700000	2008B TIF	60105	Interest	235,550	0	0	0	0
05700000	2009A GO Bonds	60105	Interest	32,130	23,203	0	0	0
05700000	2010B GO Bonds	60105	Interest	127,169	118,169	106,768	106,768	94,968
05700000	2010B Special Assessment	60105	Interest	123,350	111,800	96,000	96,000	79,400
05700000	2010C GO Refunding Bonds	60105	Interest	124,660	0	0	0	0
05700000	2011A GO Bonds	60105	Interest	62,250	47,100	31,500	31,500	15,900
05700000	2012A GO Bonds	60105	Interest	52,912	44,025	35,025	35,025	25,800
05700000	2012A Special Assessment	60105	Interest	214,531	205,419	196,532	196,532	187,418
05700000	2013A GO Bonds	60105	Interest	68,550	61,050	49,500	49,500	37,650
05700000	2013A Special Assessment	60105	Interest	19,625	18,625	17,125	17,125	15,625
05700000	2014A GO Bonds	60105	Interest	265,444	245,544	225,244	225,244	173,494
05700000	2014B GO Refunding Bonds	60105	Interest	161,250	119,750	75,500	75,500	29,000
05700000	2015A GO Bonds	60105	Interest	420,575	390,325	358,575	358,575	325,075
05700000	2015A Special Assessment	60105	Interest	140,000	129,000	117,250	117,250	105,000
05700000	2015A Refunding Bonds	60105	Interest	173,600	155,350	136,100	136,100	115,850
05700000	2015B Civic Center Bonds	60105	Interest	567,738	567,738	535,488	535,488	501,488
05700000	2018A GO Bonds	60105	Interest	-152	340,613	259,550	259,550	187,550
05700000	2018A Special Assessment	60105	Interest	0	231,022	210,530	210,530	198,282
05700000	2018 C GO Bonds	60105	Interest	0	486,872	592,250	592,250	566,000
05700000	2019C Bonds	60105	Interest	0	0	72,122	104,001	95,075
05700000	2019C Special Assessment	60105	Interest	0	0	98,121	171,615	153,313
06700000	TIF Debt Service	60105	Interest	59,993	66,282	240,486	240,486	244,000
28056000	Economic Development - Other	60105	Interest	116,506	113,306	110,106	110,106	101,856
80405000	Stormwater Administration	60105	Interest	4,846	4,538	17,736	17,736	17,736
80700000	Stormwater Debt Service	60105	Interest	22,194	-26,557	0	0	98,825
80700000	2003A SW Debt Service	60105	Interest	5,644	0	0	0	0
80700000	2006E SW Debt Service	60105	Interest	45,266	0	0	0	0
80700000	2007B SW Debt Service	60105	Interest	124,500	0	0	0	0
80700000	2009A SW Debt Service	60105	Interest	70,273	65,565	0	0	0
80700000	2010B SW Debt Service	60105	Interest	31,063	29,413	27,012	27,012	24,612
80700000	2010B SW Debt Service (SA)	60105	Interest	8,950	6,400	3,200	3,200	0
80700000	2010C SW Debt Service	60105	Interest	59,340	0	0	0	0
80700000	2011A SW Debt Service	60105	Interest	33,119	31,319	29,518	29,518	27,718
80700000	2012A SW Debt Service	60105	Interest	27,644	25,281	22,806	22,806	20,218
80700000	2012B SW Debt Service	60105	Interest	73,150	66,450	56,400	56,400	46,050
80700000	2013A SW Debt Service	60105	Interest	88,256	85,756	82,006	82,006	78,106
80700000	2014A SW Debt Service	60105	Interest	30,506	29,606	28,706	28,706	26,456
80700000	2014B SW Debt Service	60105	Interest	127,563	108,063	88,312	88,312	66,812
80700000	2015A SW Debt Service	60105	Interest	59,700	56,450	53,200	53,200	49,700
80700000	2018A SW Debt Service Rfdng	60105	Interest	0	137,969	117,700	117,700	102,450
80700000	2018A SW Debt Service (SA)	60105	Interest	0	161,595	148,382	148,382	140,882
80700000	2018A SW Debt Service	60105	Interest	0	91,478	84,070	84,070	79,820
80700000	2018C SW Debt Service	60105	Interest	0	36,584	44,619	44,619	42,619
80700000	2019C SW Debt Service	60105	Interest	0	0	51,721	74,743	68,313
			Object Total	3,982,567	4,385,103	4,419,160	4,547,555	4,156,186
05700000	GO Bonds (for 2020 Series)	60210	Principal Redemption	0	0	0	0	20,552
05700000	2003A GO Bonds	60210	Principal Redemption	237,125	0	0	0	0
05700000	2006E GO Bonds	60210	Principal Redemption	50,000	0	0	0	0
05700000	2007B GO Bonds	60210	Principal Redemption	350,000	0	0	0	0
05700000	2008B Special Assessment	60210	Principal Redemption	325,000	0	0	0	0
05700000	2008B TIF	60210	Principal Redemption	775,000	0	0	0	0
05700000	2009A GO Bonds	60210	Principal Redemption	280,000	670,000	0	0	0
05700000	2010B GO Bonds	60210	Principal Redemption	300,000	285,000	295,000	295,000	315,000
05700000	2010B Special Assessment	60210	Principal Redemption	385,000	395,000	415,000	415,000	430,000
05700000	2010C GO Refunding Bonds	60210	Principal Redemption	2,493,200	0	0	0	0
05700000	2011A GO Bonds	60210	Principal Redemption	505,000	520,000	520,000	520,000	530,000
05700000	2012A GO Bonds	60210	Principal Redemption	395,000	400,000	410,000	410,000	425,000
05700000	2012A Special Assessment	60210	Principal Redemption	405,000	395,000	405,000	405,000	415,000
05700000	2013A GO Bonds	60210	Principal Redemption	375,000	385,000	395,000	395,000	405,000
05700000	2013A Special Assessment	60210	Principal Redemption	50,000	50,000	50,000	50,000	50,000
05700000	2014A GO Bonds	60210	Principal Redemption	995,000	1,015,000	1,035,000	1,035,000	1,085,000
05700000	2014B GO Refunding Bonds	60210	Principal Redemption	830,000	885,000	930,000	930,000	580,000
05700000	2015A GO Bonds	60210	Principal Redemption	605,000	635,000	670,000	670,000	705,000
05700000	2015A Special Assessment	60210	Principal Redemption	220,000	235,000	245,000	245,000	255,000
05700000	2015A Refunding Bonds	60210	Principal Redemption	365,000	385,000	405,000	405,000	415,000
05700000	2015B Civic Center Bonds	60210	Principal Redemption	0	645,000	680,000	680,000	715,000
05700000	2018A GO Bonds	60210	Principal Redemption	0	1,360,000	1,440,000	1,440,000	1,520,000
05700000	2018A Special Assessment	60210	Principal Redemption	0	225,000	245,000	245,000	255,000
05700000	2018C GO Bonds	60210	Principal Redemption	0	630,000	525,000	525,000	550,000
05700000	2019C Bonds	60210	Principal Redemption	0	0	125,000	90,000	100,000
05700000	2019C Special Assessment	60210	Principal Redemption	0	0	300,000	220,000	240,000
06700000	TIF Debt Service	60210	Principal Redemption	180,007	168,718	0	0	0
28056000	Economic Development - Other	60210	Principal Redemption	160,000	160,000	165,000	165,000	175,000
80700000	Stormwater Debt Service	60210	Principal Redemption	0	1,705,000	0	0	134,749

ORG	ORG DESCRIPTION	OBJ	DESCRIPTION	2018 ACTUAL	2019 ACTUAL	2020 Original BUDGET	2020 Revised BUDGET	2021 BUDGET
80700000	2003A SW Debt Service	60210	Principal Redemption	112,875	0	0	0	0
80700000	2006E SW Debt Service	60210	Principal Redemption	100,000	0	0	0	0
80700000	2007B SW Debt Service	60210	Principal Redemption	200,000	0	0	0	0
80700000	2009A SW Debt Service	60210	Principal Redemption	140,000	140,000	0	0	0
80700000	2010B SW Debt Service	60210	Principal Redemption	55,000	60,000	60,000	60,000	65,000
80700000	2010B SW Debt Service (SA)	60210	Principal Redemption	85,000	80,000	80,000	80,000	0
80700000	2010C SW Debt Service	60210	Principal Redemption	1,186,800	0	0	0	0
80700000	2011A SW Debt Service	60210	Principal Redemption	60,000	60,000	60,000	60,000	65,000
80700000	2012A SW Debt Service	60210	Principal Redemption	105,000	110,000	115,000	115,000	115,000
80700000	2012B SW Debt Service	60210	Principal Redemption	335,000	335,000	345,000	345,000	365,000
80700000	2013A SW Debt Service	60210	Principal Redemption	125,000	125,000	130,000	130,000	135,000
80700000	2014A SW Debt Service	60210	Principal Redemption	45,000	45,000	45,000	45,000	50,000
80700000	2014B SW Debt Service	60210	Principal Redemption	390,000	395,000	430,000	430,000	435,000
80700000	2015A SW Debt Service	60210	Principal Redemption	65,000	65,000	70,000	70,000	75,000
80700000	2018A SW Debt Service Ktdng	60210	Principal Redemption	0	295,000	305,000	305,000	325,000
80700000	2018A SW Debt Service (SA)	60210	Principal Redemption	0	135,000	150,000	150,000	155,000
80700000	2018A SW Debt Service	60210	Principal Redemption	0	75,000	85,000	85,000	90,000
80700000	2018C SW Debt Service	60210	Principal Redemption	0	45,000	40,000	40,000	40,000
80700000	2019C SW Debt Service	60210	Principal Redemption	0	0	90,000	65,000	90,000
			Object Total	13,285,007	13,113,718	11,260,000	11,120,000	11,325,301
			Debt Service Total	17,267,574	17,498,821	15,679,160	15,667,555	15,481,487
01030000	Non-departmental	70100	Transfers	7,576,682	9,749,959	0	0	0
02100000	Endowment	70100	Transfers	0	0	0	0	0
01506637	Arts Council	70100	Transfers	100	0	0	0	0
05700000	Debt Service	70100	Transfers	0	0	830,000	830,000	1,040,461
25401502	Special Highway - Streets	70100	Transfers	1,448,604	1,491,295	1,460,550	1,460,550	1,210,000
26350000	Drug & Alcohol Awareness	70100	Transfers	52,189	44,577	60,000	0	0
27501000	Special Parks & Recreation	70100	Transfers	280,572	326,562	311,385	78,000	78,000
28056000	Economic Development - Other	70100	Transfers	178,470	172,710	244,750	22,000	0
40501703	PRIF Zone 1	70100	Transfers	0	0	225,000	225,000	225,000
41501704	PRIF Zone 2	70100	Transfers	0	0	100,000	100,000	100,000
42501705	PRIF Zone 3	70100	Transfers	0	0	100,000	100,000	100,000
46402000	TIP Zone 1	70100	Transfers	0	360,228	320,000	320,000	320,000
47402000	TIP Zone 2	70100	Transfers	291,572	152,678	225,000	225,000	225,000
48402000	TIP Zone 3	70100	Transfers	0	0	150,000	150,000	150,000
51053000	Economic Development - TIF	70100	Transfers	1,533,321	1,080,312	36,835	36,835	43,445
52053000	Economic Development - TIF	70100	Transfers	246,202	240,486	0	0	0
53053000	Economic Development - TIF	70100	Transfers	3,507	4,340	15,535	15,535	18,225
54053000	Economic Development - TIF	70100	Transfers	11,343	804,495	5,615	5,615	6,460
56051000	Economic Development - CID	70100	Transfers	4,895	6,534	6,500	6,500	7,000
57051000	Economic Development - CID	70100	Transfers	963	942	1,100	1,100	1,250
58051000	Economic Development - CID	70100	Transfers	387	354	520	520	520
59051000	Economic Development - CID	70100	Transfers	607	688	700	700	800
61051000	Economic Development - CID	70100	Transfers	-94	19	200	200	200
62051000	Economic Development - CID	70100	Transfers	279	488	900	900	1,100
63053000	Economic Development - TIF	70100	Transfers	179	525,171	6,450	6,450	8,210
64051000	Economic Development - CID	70100	Transfers	465	492	550	550	600
65051000	Economic Development - CID	70100	Transfers	0	370	240	240	300
66051000	Economic Development - TIF	70100	Transfers	0	487	300	300	350
67051000	Economic Development - TIF	70100	Transfers	0	0	2,800	2,800	2,800
68051000	Economic Development - TIF	70100	Transfers	0	0	500	500	500
69051000	Economic Development - TIF	70100	Transfers	0	0	0	0	2,060
			Object Total	11,630,243	14,963,187	4,105,430	3,589,295	3,542,281
01030000	Non-departmental	70104	Transfers - CIF	8,387,824	8,413,957	13,654,052	12,791,052	9,853,000
			Object Total	8,387,824	8,413,957	13,654,052	12,791,052	9,853,000
01030000	Non-departmental	70110	Transfers - FMF	500,000	500,000	500,000	500,000	250,000
			Object Total	500,000	500,000	500,000	500,000	250,000
01030000	Non-departmental	70112	Transfers - ERF	1,803,950	1,700,000	1,700,000	1,700,000	850,000
			Object Total	1,803,950	1,700,000	1,700,000	1,700,000	850,000
80405000	Stormwater Administration	70116	Transfers - Stormwater	1,300,000	2,186,025	1,746,390	1,746,390	1,275,747
			Object Total	1,300,000	2,186,025	1,746,390	1,746,390	1,275,747
01030000	Non-departmental	70118	Transfers - TIF	0	0	3,052,000	2,497,000	3,637,000
			Object Total	0	0	3,052,000	2,497,000	3,637,000
01030000	Non-departmental	70122	Transfers - Rec Center	231,948	363,204	362,737	0	0
			Object Total	231,948	363,204	362,737	0	0
01030000	Non-departmental	70500	Fund Balance Reserve	7,273,342	2,412,409	29,091,569	0	32,354,363
05700000	Debt Service	70500	Fund Balance Reserve	0	0	3,862,490	0	3,768,170
25401502	Special Highway - Streets	70500	Fund Balance Reserve	0	0	365,032	0	388,135
26350000	Drug & Alcohol Awareness	70500	Fund Balance Reserve	0	0	564,443	0	316,700
27501000	Special Parks & Recreation	70500	Fund Balance Reserve	0	0	85,821	0	72,748
28056000	Economic Development - Other	70500	Fund Balance Reserve	0	0	1,393,905	0	1,296,075
40501703	PRIF Zone 1	70500	Fund Balance Reserve	0	0	532,514	0	644,420
41501704	PRIF Zone 2	70500	Fund Balance Reserve	0	0	612,066	0	713,768
42501705	PRIF Zone 3	70500	Fund Balance Reserve	0	0	606,353	0	701,671
43501706	Street Tree Zone 1	70500	Fund Balance Reserve	0	0	107,277	0	107,767

ORG	ORG DESCRIPTION	OBJ	DESCRIPTION	2018 ACTUAL	2019 ACTUAL	2020 Original BUDGET	2020 Revised BUDGET	2021 BUDGET
44501707	Street Tree Zone 2	70500	Fund Balance Reserve	0	0	122,148	0	182,581
45501708	Street Tree Zone 3	70500	Fund Balance Reserve	0	0	163,722	0	150,040
46402000	TIP Zone 1	70500	Fund Balance Reserve	0	0	1,416,110	0	1,530,963
47402000	TIP Zone 2	70500	Fund Balance Reserve	0	0	474,678	0	426,456
48402000	TIP Zone 3	70500	Fund Balance Reserve	0	0	665,041	0	751,878
50052000	Economic Development - NRD	70500	Fund Balance Reserve	0	0	281,138	0	350,292
51053000	Economic Development - TIF	70500	Fund Balance Reserve	0	0	1,278,148	0	1,759,907
53053000	Economic Development - TIF	70500	Fund Balance Reserve	0	0	33,640	0	97,626
54053000	Economic Development - TIF	70500	Fund Balance Reserve	0	0	1,721,301	0	995,682
56051000	Economic Development - CID	70500	Fund Balance Reserve	0	0	154,517	0	142,181
57051000	Economic Development - CID	70500	Fund Balance Reserve	0	0	17,361	0	20,410
58051000	Economic Development - CID	70500	Fund Balance Reserve	0	0	7,641	0	7,115
59051000	Economic Development - CID	70500	Fund Balance Reserve	0	0	9,261	0	10,594
61051000	Economic Development - CID	70500	Fund Balance Reserve	0	0	28,584	0	25,931
62051000	Economic Development - CID	70500	Fund Balance Reserve	0	0	137,947	0	241,092
63053000	Economic Development - CID	70500	Fund Balance Reserve	0	0	864,901	0	777,127
64051000	Economic Development - CID	70500	Fund Balance Reserve	0	0	6,546	0	7,092
65051000	Economic Development - CID	70500	Fund Balance Reserve	0	0	18,968	0	2,882
66051000	Economic Development - CID	70500	Fund Balance Reserve	0	0	26,995	0	3,473
		70500	Fund Balance Reserve	0	0	0	0	6,132
80405000	Stormwater Administration	70500	Fund Balance Reserve	0	0	2,509,388	0	3,509,213
82500001	Rec Center Administration	70500	Fund Balance Reserve	0	0	1,001,945	0	773,261
			Object Total	7,273,342	2,412,409	48,161,450	0	52,135,745
01030000	Non-departmental	70900	Transfers Out - Accrual	-1,345,003	0	0	0	0
			Object Total	-1,345,003	0	0	0	0
Transfers Total				29,782,304	30,538,782	73,282,059	22,823,737	71,543,773
Adjust from Accrual to Modified				-9,795	39,295			
Grand Total				113,131,009	117,297,373	174,160,539	122,096,798	174,096,792

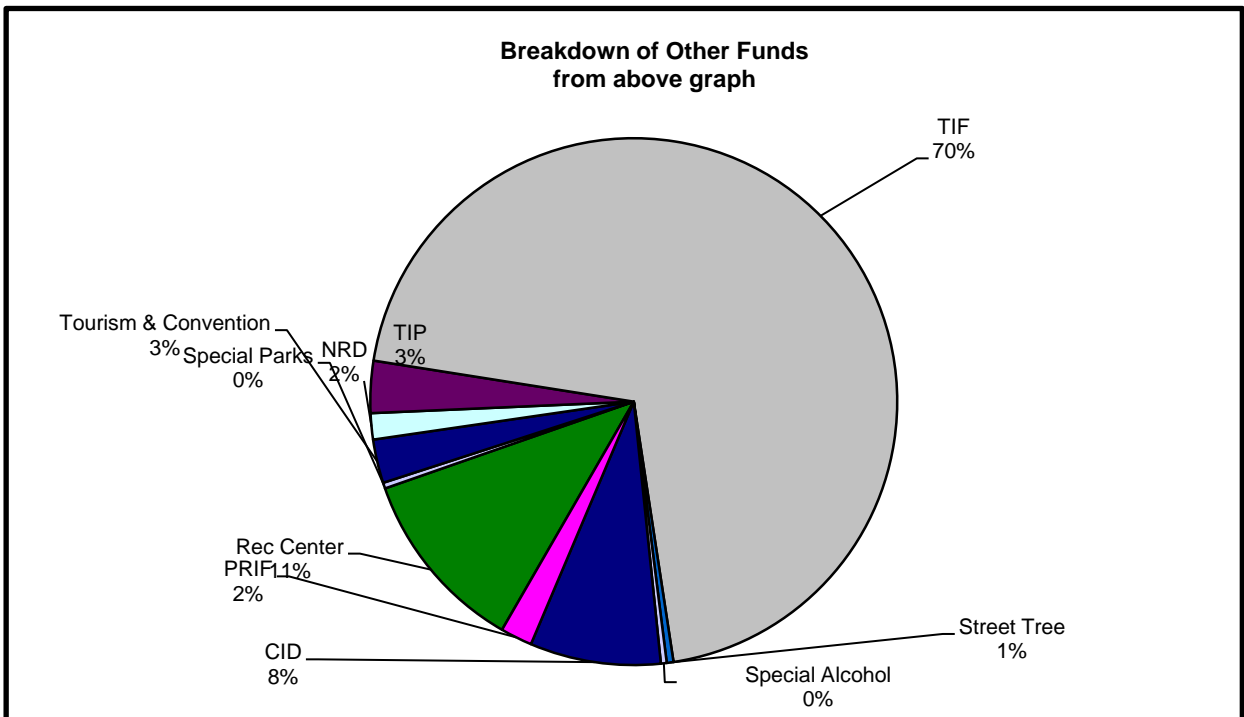
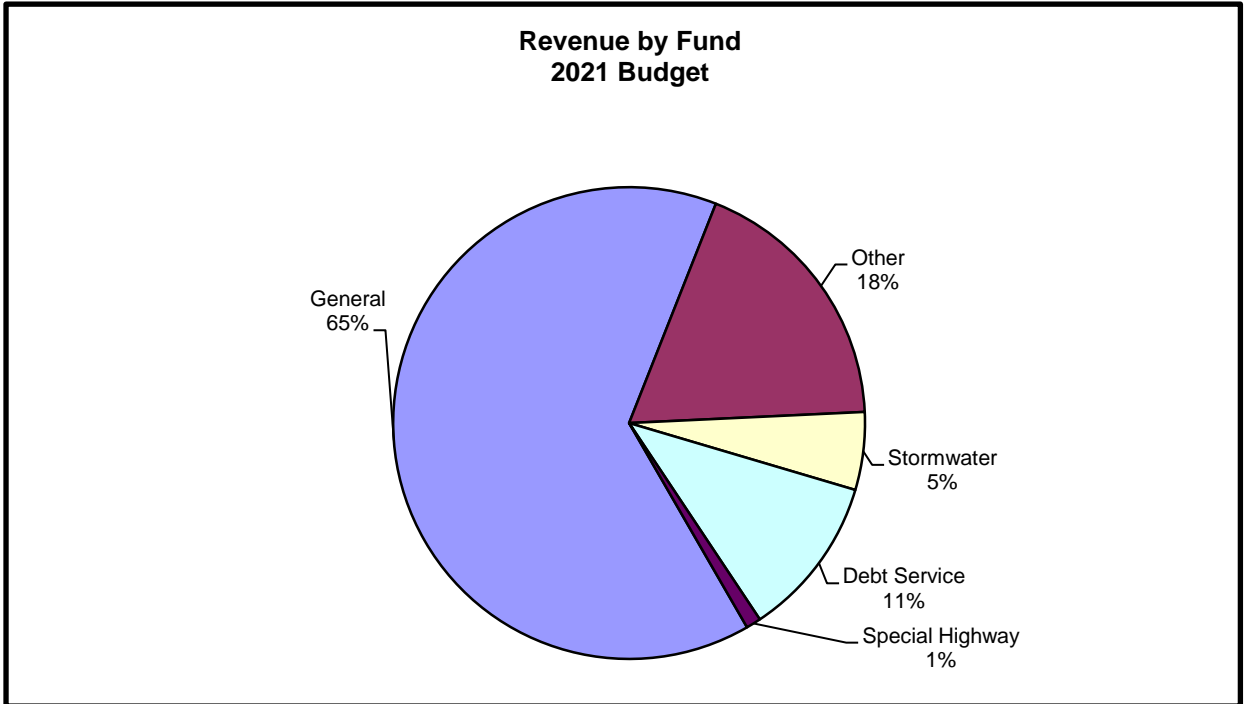


Detail Revenue by Fund

**Annual Budget Document
2021
City of Lenexa
January 1 - December 31**



Revenue by Fund



The detail supporting these graphs is on the following pages.



Detail Revenue by Fund

ORG	Fund	OBJ DESCRIPTION	2018 ACTUAL	2019 ACTUAL	Original BUDGET	Revised BUDGET	2021 BUDGET
01	General Fund	41110 Property Tax Current	24,545,394	25,655,534	28,149,598	28,149,598	29,910,355
01	General Fund	41115 Property Tax Delinquent	-79,808	66,642	65,000	65,000	65,000
01	General Fund	41200 PILOT	0	0	296,000	296,000	242,000
		Subtotal	24,465,586	25,722,176	28,510,598	28,510,598	30,217,355
01	General Fund	42105 Communications Franchise Tax	914,308	891,246	914,000	850,000	850,000
01	General Fund	42110 Gas Franchise Tax	1,294,364	1,280,245	1,339,000	1,100,000	1,100,000
01	General Fund	42115 Electric Franchise Tax	5,364,907	4,809,210	5,365,000	5,000,000	5,000,000
01	General Fund	42120 Other Franchise Tax	2,022	0	2,000	0	0
01	General Fund	42124 Franchise Tax Gas Accrual	6,632	-17,218	0	0	0
01	General Fund	42126 Franchise Tax Electric Accrual	23,131	-14,674	0	0	0
01	General Fund	42128 Franchise Tax Communications Accrual	2,931	-13,173	0	0	0
01	General Fund	42200 Motor Vehicle Excise Tax	2,282,032	2,382,428	2,447,434	2,447,434	2,361,000
01	General Fund	42205 Recreational Vehicle Tax	6,919	7,335	7,600	7,600	7,300
01	General Fund	42208 Watercraft Tax	2,754	3,359	0	0	0
01	General Fund	42210 Heavy Truck Tax	1,846	4,237	3,986	3,986	3,100
01	General Fund	42215 Rental Excise Tax	26,967	23,113	30,939	30,939	24,400
01	General Fund	42217 Commercial motor vehicle tax	105,112	108,976	94,841	94,841	125,900
01	General Fund	42311 Sales Tax General	13,850,211	13,102,031	13,813,000	11,301,000	11,301,000
01	General Fund	42312 City Sales 3/8	5,193,829	4,913,261	5,180,000	4,238,000	4,238,000
01	General Fund	42320 Sales Tax County	9,403,561	9,363,546	9,400,000	7,959,000	7,959,000
01	General Fund	42331 Compensating Use General	4,182,619	4,977,812	4,413,000	3,779,000	3,779,000
01	General Fund	42332 Compensating Use 3/8	1,568,482	1,866,680	1,655,000	1,417,000	1,417,000
01	General Fund	42334 Compensating Use County	1,994,719	2,044,466	1,994,000	1,738,000	1,738,000
01	General Fund	42336 City Sales Tax Accrual	204,383	13,411	0	0	0
01	General Fund	42338 County Sales Tax Accrual	11,128	-10,661	0	0	0
01	General Fund	42340 Compensating Use Accrual	168,419	198,167	0	0	0
01	General Fund	42342 3/8 Sales Tax Accrual	71,142	9,912	0	0	0
01	General Fund	42344 3/8 Compensating Use Accrual	59,456	55,658	0	0	0
01	General Fund	42410 Special Liquor Tax	280,572	326,562	311,385	78,000	78,000
01	General Fund	42411 Special Liquor Tax Accrual	23,570	-13,072	0	0	0
01	General Fund	42425 Excise Tax	865,081	812,409	500,000	500,000	500,000
		Subtotal	47,911,097	47,125,266	47,471,185	40,544,800	40,481,700
01200000	General Fund	43110 Animal License	30,519	34,724	30,000	30,000	30,000
01200000	General Fund	43125 Liquor	0	0	1,500	1,500	0
01200000	General Fund	43130 CMB License	4,974	0	4,250	4,250	0
01200000	General Fund	43135 CMB Stamp License	-625	-825	500	500	500
01200000	General Fund	43140 Drinking License	13,500	500	11,500	11,500	500
01200000	General Fund	43145 Business License	488,237	475,501	500,000	400,000	400,000
01200000	General Fund	43150 Massage Therapy	7,210	65	8,750	8,750	0
01200000	General Fund	43155 License - Refuse Hauling	0	0	1,000	1,000	0
01200000	General Fund	43157 License - Other	0	0	0	0	0
01200000	General Fund	43205 Building Permit	1,877,913	1,522,020	1,000,000	1,000,000	750,000
01300000	General Fund	43215 Burn Permit	1,800	1,985	2,000	2,000	2,000
01300000	General Fund	43220 Blast Permit	2,000	1,500	2,000	2,000	2,000
01200000	General Fund	43225 Public Improvements Permit	116,174	146,063	125,000	125,000	125,000
01200000	General Fund	43227 Site Development Permit	1,650	2,100	2,500	2,500	2,500
01350000	General Fund	43235 Oversize/Overweight	50	0	0	0	0
01200000	General Fund	43242 ROW Permit	60,426	62,636	75,000	75,000	75,000
01200000	General Fund	43265 Sign Permit	22,225	20,155	17,500	17,500	17,500
01200000	General Fund	43950 Permit - Other	68	0	0	0	0
		Subtotal	2,626,121	2,266,424	1,781,500	1,681,500	1,405,000
01	General Fund	44205 Grant - Federal	27,697	0	0	0	0
01	General Fund	44250 State Grant	3,693	0	0	0	0
		Subtotal	31,390	0	0	0	0
01350000	General Fund	45005 Fingerprint Fee	3,300	4,320	3,200	3,200	3,200
01350000	General Fund	45010 Police Accident Report	1,615	1,800	1,000	1,000	1,000
01350000	General Fund	45011 Police Discovery	10,225	11,275	13,550	13,550	13,550
01350000	General Fund	45013 Police Open Records Request	2,286	2,875	5,000	5,000	5,000
01350000	General Fund	45026 Police Fee - Other	0	20	0	0	0
01350000	General Fund	45035 Police Fee - Police Report	1,450	1,465	1,500	1,500	1,500
01300000	General Fund	45050 Ambulance Fee	50,991	47,356	55,000	55,000	55,000
01300000	General Fund	45060 Standby Fee	0	150	1,000	1,000	1,000
01500000	General Fund	45070 Fee - Special Permit	600	600	0	0	0
01200000	General Fund	45110 Plan Fee	8,154	4,824	10,000	10,000	10,000

ORG	Fund	OBJ	DESCRIPTION	2018 ACTUAL	2019 ACTUAL	Original BUDGET	Revised BUDGET	2021 BUDGET
01200000	General Fund	45112	Fee - Preliminary Plan	1,500	0	500	500	500
01200000	General Fund	45113	Fee - Final Plan	5,100	4,500	2,500	2,500	2,500
01200000	General Fund	45114	Fee - Final Plat	6,800	8,000	5,000	5,000	5,000
01200000	General Fund	45115	Fee - Rezoning	7,950	5,900	7,500	7,500	7,500
01200000	General Fund	45116	Fee - SUP	5,300	6,650	5,000	5,000	5,000
01200000	General Fund	45117	Fee - Board of Zoning Appeal	0	0	0	0	0
01200000	General Fund	45118	Staff Review	2,625	3,750	2,000	2,000	2,000
01200000	General Fund	45120	Fee - Plan	437	4,198	2,000	2,000	2,000
01201000	General Fund	45122	Code Enforcement Fee	3,956	5,656	10,000	10,000	10,000
01200000	General Fund	45124	Rental Inspection	173,560	218,910	185,000	185,000	185,000
01200000	General Fund	45126	Special Event Fee	1,545	1,960	2,000	2,000	2,000
01200000	General Fund	45128	Vacation Petition	0	200	1,000	1,000	1,000
01013000	General Fund	45152	Court Appointed Attorney Fee	27,987	25,760	28,000	28,000	28,000
01013000	General Fund	45154	Court Cost	69,421	113,523	106,000	106,000	106,000
01013000	General Fund	45156	Court Fingerprint	23,285	23,106	30,000	30,000	30,000
01013000	General Fund	45158	Diversions	105,446	113,977	158,000	158,000	158,000
01013000	General Fund	45160	Monitoring	884	601	0	0	0
01	General Fund	45215	Economic Development Fee	110,441	96,333	50,000	50,000	60,000
01	General Fund	45232	Other Fee	200,000	218,300	200,000	200,000	218,300
01	General Fund	45235	TIF Administrative Fee	0	0	0	0	0
01401502	General Fund	45405	Dumpster Fee	19,660	20,440	20,000	20,000	20,000
01404000	General Fund	45415	Fee - Fuel	7,545	2,594	23,000	23,000	5,000
01015000	General Fund	45550	Fee - Public Market Event	22,166	20,955	25,000	25,000	21,000
01505634	General Fund	45602	Adult Program	1,500	147	10,000	10,000	10,000
01504630	General Fund	45604	Program - Basketball	2,685	0	8,000	8,000	3,000
01504628	General Fund	45606	Adult Fitness	11,638	8,880	15,000	15,000	15,000
01506637	General Fund	45607	Program - CC Art Walk	0	310	0	0	0
01504637	General Fund	45608	Lenexa Arts Counril	349	0	0	0	0
01504637	General Fund	45609	Lenexa Arts Council - sales tax	-8	0	0	0	0
01507642	General Fund	45610	Naturalist class	3,489	6,538	1,800	1,800	1,800
01504632	General Fund	45612	Other Programs	3,450	4,268	8,000	8,000	8,000
01504629	General Fund	45614	Senior Citizen Program	12,312	14,050	15,000	15,000	15,000
01504629	General Fund	45616	Senior Taxi	618	0	0	0	0
01504632	General Fund	45620	Special Populations	0	0	2,000	2,000	0
01503624	General Fund	45622	Sports & Athletics	14,117	15,448	14,000	14,000	14,000
01505634	General Fund	45622	Sports & Athletics	5,187	6,548	10,000	10,000	10,000
01508645	General Fund	45626	Tennis	1,190	2,220	4,771	4,771	4,771
01508645	General Fund	45628	Tennis Court Lights	123	140	0	0	0
01504632	General Fund	45630	Theatre Programs	0	5,220	2,000	2,000	2,000
01505634	General Fund	45632	Tournament	375	0	0	0	0
01504631	General Fund	45634	Trips	68,622	38,563	61,000	61,000	61,000
01505634	General Fund	45636	Volleyball	-395	0	2,000	2,000	2,000
01504632	General Fund	45638	Youth Programs	45,235	49,542	64,060	64,060	64,060
01300000	General Fund	45644	Fee - Speciality	4,725	0	0	0	0
01300000	General Fund	45650	CPR Class Fee	840	0	0	0	0
01501612	General Fund	45715	Community Center Rental	75,729	76,765	68,000	68,000	68,000
01508644	General Fund	45720	Sports Field Rental	47,987	45,018	45,000	45,000	45,000
01502613	General Fund	45725	Thompson Barn Rental	258,955	252,173	210,000	210,000	210,000
01502614	General Fund	45735	Park Shelter Rental	49,750	60,135	45,000	45,000	45,000
01501612	General Fund	45740	Senior Center Rental	17,662	12,500	13,000	13,000	13,000
01500000	General Fund	45750	Rental - Community Forum	2,100	5,780	2,500	2,500	2,500
01500000	General Fund	45751	Rental - Prairie Star	9,980	11,170	10,000	10,000	10,000
01500000	General Fund	45752	Rental - Santa Fe	5,420	5,390	2,500	2,500	2,500
01015000	General Fund	45753	Rental - Kitchen	2,795	5,401	7,500	7,500	5,500
01503615	General Fund	45802	BBQ Admission	29,760	26,347	44,000	44,000	30,000
01503615	General Fund	45804	BBQ Admissions Tax	6	5	0	0	0
01503615	General Fund	45806	BBQ Contestant	37,200	37,100	40,000	40,000	40,000
01503615	General Fund	45808	BBQ Electricity	8,050	7,900	8,000	8,000	8,000
01503615	General Fund	45810	BBQ Parking	1,827	1,914	1,800	1,800	1,800
01503615	General Fund	45812	BBQ Souvenirs	2,090	2,412	6,000	6,000	6,000
01503615	General Fund	45816	BBQ Vendor	1,774	2,565	0	0	0
01503616	General Fund	45826	Chili Contestants	13,957	14,079	15,000	15,000	15,000
01503616	General Fund	45828	Chili Souvenir	3,105	2,758	3,000	3,000	3,000
01503616	General Fund	45832	Chili Vendor	713	622	75	75	75
01503611	General Fund	45835	Movie in Park Concession Vendor	0	0	0	0	0
01503611	General Fund	45835	Movie in Park Concession	0	150	150	150	150
01503619	General Fund	45835	Enchanted Forest Concession Vendor	150	0	0	0	0
01503620	General Fund	45835	Freedom Run Concession Vendor	100	0	0	0	0
01506637	General Fund	45835	Art Council Concession Vendor	0	200	0	0	0
01503619	General Fund	45836	Enchanted Admission	0	0	0	0	0
01503620	General Fund	45844	Freedom Run	40,644	37,521	35,000	35,000	35,000
01503623	General Fund	45846	Other Events	0	968	2,000	2,000	2,000
01503625	General Fund	45848	Spinach Admission	0	0	2,000	2,000	0
01503625	General Fund	45852	Spinach Crafter	3,942	3,976	5,000	5,000	5,000
01503625	General Fund	45854	Spinach Souvenir	651	1,351	400	400	400
01503625	General Fund	45858	Spinach Vendor	1,000	600	1,000	1,000	1,000
01503627	General Fund	45859	Tails on Trails Vendor	545	595	500	500	500

ORG	Fund	OBJ DESCRIPTION	2018 ACTUAL	2019 ACTUAL	Original BUDGET	Revised BUDGET	2021 BUDGET
01503627	General Fund	45860 Tails on Trails Souvenir	0	0	0	0	0
01503627	General Fund	45861 Tails on Trails Swim Admission	2,473	1,252	2,500	2,500	2,500
01506655	General Fund	45863 Art & Wine Fair Booth	3,932	5,721	4,750	4,750	4,750
01506655	General Fund	45864 Art & Wine Fair Vendors	434	647	600	600	600
01506655	General Fund	45865 Art & Wine Fair Souvenirs	626	169	500	500	500
01506655	General Fund	45867 Art & Wine Fair Admission	10,956	10,270	20,000	20,000	20,000
01509647	General Fund	45902 Ad Astra Pool Guest	24,616	28,606	0	0	30,721
01509647	General Fund	45904 Ad Astra Pool Rental	790	460	0	0	8,918
01509648	General Fund	45906 Flat Rock Creek Pool Guest	17,225	17,445	16,594	16,594	16,594
01509648	General Fund	45908 Flat Rock Creek Pool Rental	656	840	1,230	1,230	1,230
01509649	General Fund	45910 Indian Trails Pool Guest	58,061	52,376	65,625	65,625	65,625
01509649	General Fund	45912 Indian Trails Pool Rental	1,408	1,152	0	0	0
01509649	General Fund	45914 Pool Membership	105,505	94,498	140,000	140,000	140,000
01509650	General Fund	45916 Swim Lessons	29,502	29,642	30,750	30,750	30,750
01509651	General Fund	45918 Swim Team	23,622	20,485	25,625	25,625	25,625
01500000	General Fund	45950 Damage Fee	375	150	0	0	0
		Subtotal	1,946,354	2,000,980	2,045,980	2,045,980	2,066,919
01352000	General Fund	46100 Alarm Fines	71,304	78,965	70,000	70,000	70,000
01352000	General Fund	46105 Alcohol Fines	42	57	0	0	0
01352000	General Fund	46115 Court & Cost	773,996	1,199,533	1,230,000	900,000	900,000
01201000	General Fund	46120 Nuisance Fine	745	100	1,000	1,000	1,000
01201000	General Fund	46125 Weed Fine	19,648	21,185	20,000	20,000	20,000
		Subtotal	865,735	1,299,840	1,321,000	991,000	991,000
01	General Fund	47120 Investment earnings	789,078	1,556,549	875,000	400,000	400,000
01	General Fund	47130 Investment Earnings - M2M	262,600	543,396	0	0	0
01350401	General Fund	47500 Tower Lease	380,849	397,363	414,000	414,000	429,000
01	General Fund	47509 City Hall Lease	163,668	164,563	164,436	164,436	172,320
01015000	General Fund	47510 Public Market Lease	125,693	192,905	150,000	150,000	175,000
01015000	General Fund	47520 Public Market Daycart rental	5,645	2,875	5,500	5,500	3,000
01	General Fund	47530 Public Market Tenant Improvement	0	13,590	0	0	0
01	General Fund	47600 Rents & Royalties	20,091	20,091	20,091	20,091	20,091
		Subtotal	1,747,624	2,891,332	1,629,027	1,154,027	1,199,411
01509646	General Fund	48103 Lanyards sales	31	7	0	0	0
01509647	General Fund	48105 Concessions Ad Astra	5,282	7,080	0	0	17,340
01509647	General Fund	48110 Concessions Ad Astra Sales Tax	8	2	0	0	0
01509648	General Fund	48115 Concessions Flat Rock Creek	6,908	6,131	8,670	8,670	8,670
01509648	General Fund	48120 Concessions Flat Rock Creek Sales Tax	9	8	0	0	0
01509649	General Fund	48125 Concessions Indian Trails	14,600	12,914	25,500	25,500	25,500
01509649	General Fund	48130 Concessions Indian Trails Sales Tax	19	14	0	0	0
01503610	General Fund	48150 Farmers Market Vendors	17,110	18,802	0	0	0
01503610	General Fund	48151 Farmers Market Cultivate Kansas	410	400	0	0	0
01500000	General Fund	48210 Vending Community Center	0	0	800	800	800
01500000	General Fund	48212 Vending - Community Center Tax	0	0	0	0	0
01504629	General Fund	48213 Wii Shirts	37	27	0	0	0
02	Endowment Fund	48230 Donations	0	0	0	0	0
03	Foundation Fund	48230 Donations	14,063	10,891	0	0	0
01	General Fund	48235 Insufficient Funds	1,048	-261	800	800	800
01	General Fund	48250 Long/Short	54	-80	0	0	0
01	General Fund	48257 Other	541,247	136,413	125,000	125,000	125,000
01350000	General Fund	48257 Other	0	22,881	0	0	0
01	General Fund	48260 Photocopies	1,305	331	1,500	1,500	500
01	General Fund	48270 Pcard Rebate	67,329	68,129	68,000	68,000	72,000
01503623	General Fund	48275 Souvenir I Like	316	299	0	0	0
01503623	General Fund	48280 Souvenir I Like tax	3	1	0	0	0
01504632	General Fund	48281 Shining Stars Gear	5,855	0	0	0	0
01507642	General Fund	48283 Coffee Walk & Talk T-shirt Sales	27	9	0	0	0
01507642	General Fund	48284 Coffee Walk & Talk T-shirt Sales Tax	0	-2	0	0	0
01015000	General Fund	48285 Public Market Merchandise	2,221	725	2,500	2,500	1,000
01503610	General Fund	48285 Farmers Market Merchandise	2,085	831	0	0	0
01015000	General Fund	48286 Pub Mkt Merchandise Sales Tax	-58	0	0	0	0
01503610	General Fund	48286 Farm Mkt Merchandise Sales Tax	8	-6	0	0	0
01015000	General Fund	48287 Public Mkt Merchandise Floral	8,651	330	0	0	0
01015000	General Fund	48288 Public Market Floral Sales Tax	-353	0	0	0	0
		Subtotal	688,215	285,876	232,770	232,770	251,610
01	General Fund	49200 Refunds	0	0	0	0	0
01	General Fund	49210 Auction Proceeds	2,688	0	0	0	0
01	General Fund	49310 Sale of Land	2,145,379	1,316,580	0	0	0
01503615	General Fund	49410 BBQ Sponsorship	20,750	16,785	40,000	40,000	21,000
01503616	General Fund	49415 Chili Sponsorship	11,080	12,120	11,500	11,500	11,500
01503619	General Fund	49420 Enchanted Sponsorship	2,877	2,245	2,500	2,500	2,500
01503625	General Fund	49425 Spinach Sponsorship	8,865	5,620	8,500	8,500	8,500
01503627	General Fund	49426 Tails on Trails Sponsorship	537	880	500	500	500
01503621	General Fund	49427 Sponsorship - Sar Ko Aglow	1,317	1,269	500	500	500

ORG	Fund	OBJ	DESCRIPTION	2018 ACTUAL	2019 ACTUAL	Original BUDGET	Revised BUDGET	2021 BUDGET
01506654	General Fund	49428	Sponsorship - Get Outdoors	342	880	500	500	500
01503611	General Fund	49429	Sponsorship - Movie in the Park	1,125	1,271	1,200	1,200	1,200
01503620	General Fund	49430	Freedom Run Sponsorship	4,490	4,030	2,000	2,000	2,000
01503610	General Fund	49431	Farmers Market Sponsorship	3,750	4,950	0	0	0
01506655	General Fund	49433	Sponsorships - Art	7,685	5,635	6,000	6,000	6,000
01	General Fund	49435	Sponsorship - Other	735	1,081	0	0	0
01503623	General Fund	49435	Sponsorship - Other	732	0	0	0	0
01504632	General Fund	49435	Sponsorship - Other	0	879	0	0	0
01506637	General Fund	49435	Sponsorship - Other	0	1,200	0	0	0
01506658	General Fund	49435	Sponsorship - Other	0	1,000	0	0	0
01	General Fund	49500	Transfer in	408,432	318,059	322,750	100,000	100,000
03	Foundation Fund	49500	Transfer in	403	0	0	0	0
01	General Fund	49532	Transfer in Special Alcohol	52,189	44,577	60,000	0	0
			Subtotal	2,673,376	1,739,061	455,950	173,200	154,200
General Fund Total				82,955,498	83,330,955	83,448,010	75,333,875	76,767,195
05	Debt Service Fund	41110	Property Tax Current	8,158,510	7,533,540	7,724,676	7,724,676	8,207,723
05	Debt Service Fund	41115	Property Tax Delinquent	-27,023	22,512	57,000	23,000	23,000
05	Debt Service Fund	41120	Property Tax TIF Current	0	0	1,220,292	1,220,292	1,234,206
05	Debt Service Fund	41130	Property Tax SA Current	2,239,961	2,295,763	2,917,884	2,912,220	2,945,897
05	Debt Service Fund	41135	Property Tax SA Delinquent	815	7,368	15,000	7,000	7,000
05	Debt Service Fund	41200	PILOT	0	0	81,000	81,000	66,000
			Subtotal	10,372,263	9,859,183	12,015,852	11,968,188	12,483,826
05	Debt Service Fund	42200	Motor Vehicle Excise Tax	808,000	791,808	718,669	718,669	647,000
05	Debt Service Fund	42205	Recreational Vehicle Tax	2,437	2,438	2,232	2,232	2,000
05	Debt Service Fund	42208	Watercraft Tax	916	1,117	0	0	0
05	Debt Service Fund	42210	Heavy Truck Tax	830	1,410	1,324	1,324	1,000
05	Debt Service Fund	42215	Rental Excise Tax	10,675	7,681	9,085	9,085	6,700
05	Debt Service Fund	42217	Commercial Motor Vehicle Tax	39,457	36,218	27,849	27,849	34,500
			Subtotal	862,315	840,672	759,159	759,159	691,200
05	Debt Service Fund	47120	Investment earnings	97,986	160,143	125,000	40,000	40,000
05	Debt Service Fund	47130	Investment Earnings - M2M	46,833	44,951	0	0	0
			Subtotal	144,819	205,094	125,000	40,000	40,000
05	Debt Service Fund	48257	Other	0	0	0	0	0
			Subtotal	0	0	0	0	0
05	Debt Service Fund	49500	Transfer in	208,456	1,364,406	0	0	0
05	Debt Service Fund	49544	Trans in Unused Proceeds	40,314	0	0	0	0
			Subtotal	248,770	1,364,406	0	0	0
Debt Service Fund Total				11,628,167	12,269,355	12,900,011	12,767,347	13,215,026
06	TIF Debt Service	47120	Investment earnings	850	1,215	0	0	0
			Subtotal	850	1,215	0	0	0
06	TIF Debt Service	49500	Transfer in	246,202	240,486	0	0	0
			Subtotal	246,202	240,486	0	0	0
TIF Debt Service Fund Total				247,052	241,701	0	0	0
25	Special Highway Fund	42415	Gas Tax	1,448,604	1,491,294	1,460,550	1,460,550	1,210,000
25	Special Highway Fund	42416	Gas Tax Accrual	4,170	23,104	0	0	0
			Subtotal	1,452,774	1,514,398	1,460,550	1,460,550	1,210,000
Special Highway Fund Total				1,452,774	1,514,398	1,460,550	1,460,550	1,210,000
26	Special Alcohol Fund	42410	Special Liquor Tax	280,572	326,562	311,385	78,000	78,000
26	Special Alcohol Fund	42411	Special Liquor Tax Accrual	23,571	-13,072	0	0	0
			Subtotal	304,143	313,490	311,385	78,000	78,000
Special Alcohol Fund Total				304,143	313,490	311,385	78,000	78,000
27	Special Parks Fund	42410	Special Liquor Tax	280,572	326,562	311,385	78,000	78,000
27	Special Parks Fund	42411	Special Liquor Tax Accrual	23,571	-13,072	0	0	0
			Subtotal	304,143	313,490	311,385	78,000	78,000
Special Parks Fund Total				304,143	313,490	311,385	78,000	78,000
28	Tourism & Convention Fund	42420	Transient Guest Tax	1,405,270	1,393,235	1,690,000	584,000	584,000
28	Tourism & Convention Fund	42421	Transient Guest Tax Accrual	25,306	-7,334	0	0	0
			Subtotal	1,430,576	1,385,901	1,690,000	584,000	584,000
Tourism & Convention Fund Total				1,430,576	1,385,901	1,690,000	584,000	584,000

ORG	Fund	OBJ	DESCRIPTION	2018 ACTUAL	2019 ACTUAL	Original BUDGET	Revised BUDGET	2021 BUDGET
40	PRIF Zone 1 Fund	45510	PRIF Fee	35,406	95,427	225,000	225,000	225,000
			Subtotal	35,406	95,427	225,000	225,000	225,000
40	PRIF Zone 1 Fund	47120	Investment earnings	3,726	9,776	0	0	0
40	PRIF Zone 1 Fund	47130	Investment Earnings - M2M	4,018	6,703	0	0	0
			Subtotal	7,744	16,479	0	0	0
			PRIF Zone 1 Fund Total	43,150	111,906	225,000	225,000	225,000
41	PRIF Zone 2 Fund	45510	PRIF Fee	124,198	82,912	100,000	100,000	100,000
			Subtotal	124,198	82,912	100,000	100,000	100,000
41	PRIF Zone 2 Fund	47120	Investment earnings	5,380	11,377	0	0	0
41	PRIF Zone 2 Fund	47130	Investment Earnings - M2M	3,973	7,414	0	0	0
			Subtotal	9,353	18,791	0	0	0
			PRIF Zone 2 Fund Total	133,551	101,703	100,000	100,000	100,000
42	PRIF Zone 3 Fund	45510	PRIF Fee	93,811	76,721	100,000	100,000	100,000
			Subtotal	93,811	76,721	100,000	100,000	100,000
42	PRIF Zone 3 Fund	47120	Investment earnings	5,654	11,310	0	0	0
42	PRIF Zone 3 Fund	47130	Investment Earnings - M2M	4,156	7,286	0	0	0
			Subtotal	9,810	18,596	0	0	0
			PRIF Zone 3 Fund Total	103,621	95,317	100,000	100,000	100,000
43	Street Tree Zone 1 Fund	45520	Street Tree Fee	0	0	10,000	10,000	10,000
			Subtotal	0	0	10,000	10,000	10,000
43	Street Tree Zone 1 Fund	47120	Investment earnings	1,039	1,925	0	0	0
43	Street Tree Zone 1 Fund	47130	Investment Earnings - M2M	866	1,112	0	0	0
			Subtotal	1,905	3,037	0	0	0
			Street Tree Zone 1 Fund Total	1,905	3,037	10,000	10,000	10,000
44	Street Tree Zone 2 Fund	45520	Street Tree Fee	14,300	64,300	50,000	50,000	50,000
			Subtotal	14,300	64,300	50,000	50,000	50,000
44	Street Tree Zone 2 Fund	47120	Investment earnings	1,407	3,035	0	0	0
44	Street Tree Zone 2 Fund	47130	Investment Earnings - M2M	1,151	1,927	0	0	0
			Subtotal	2,558	4,962	0	0	0
			Street Tree Zone 2 Fund Total	16,858	69,262	50,000	50,000	50,000
45	Street Tree Zone 3 Fund	45520	Street Tree Fee	39,000	10,825	30,000	30,000	30,000
			Subtotal	39,000	10,825	30,000	30,000	30,000
45	Street Tree Zone 3 Fund	47120	Investment earnings	1,846	2,886	0	0	0
45	Street Tree Zone 3 Fund	47130	Investment Earnings - M2M	1,502	1,648	0	0	0
			Subtotal	3,348	4,534	0	0	0
			Street Tree Zone 3 Fund Total	42,348	15,359	30,000	30,000	30,000
46	TIP Zone 1 Fund	45430	TIP Fee	323,571	432,140	320,000	320,000	320,000
			Subtotal	323,571	432,140	320,000	320,000	320,000
46	TIP Zone 1 Fund	47120	Investment earnings	9,121	27,089	0	0	0
46	TIP Zone 1 Fund	47130	Investment Earnings - M2M	7,364	15,852	0	0	0
			Subtotal	16,485	42,941	0	0	0
46	TIP Zone 1 Fund	49500	Transfer in	220,717	0	0	0	0
			Subtotal	220,717	0	0	0	0
			TIP Zone 1 Fund Total	560,773	475,081	320,000	320,000	320,000
47	TIP Zone 2 Fund	45430	TIP Fee	310,305	82,535	225,000	225,000	225,000
			Subtotal	310,305	82,535	225,000	225,000	225,000
47	TIP Zone 2 Fund	47120	Investment earnings	5,721	7,549	0	0	0
47	TIP Zone 2 Fund	47130	Investment Earnings - M2M	3,741	4,372	0	0	0
			Subtotal	9,462	11,921	0	0	0
47	TIP Zone 2 Fund	49500	Transfer in	0	0	0	0	0
			Subtotal	0	0	0	0	0

ORG	Fund	OBJ	DESCRIPTION	2018 ACTUAL	2019 ACTUAL	Original BUDGET	Revised BUDGET	2021 BUDGET
			TIP Zone 2 Fund Total	319,767	94,456	225,000	225,000	225,000
48	TIP Zone 3 Fund	45430	TIP Fee	77,190	66,715	150,000	150,000	150,000
			Subtotal	77,190	66,715	150,000	150,000	150,000
48	TIP Zone 3 Fund	47120	Investment earnings	6,288	12,322	0	0	0
48	TIP Zone 3 Fund	47130	Investment Earnings - M2M	4,753	7,800	0	0	0
			Subtotal	11,041	20,122	0	0	0
			TIP Zone 3 Fund Total	88,231	86,837	150,000	150,000	150,000
50	NRD Fund	41140	Property Tax NRD Current	320,374	311,098	350,000	350,000	350,000
50	NRD Fund	41145	Property Tax - NRD Delinquent	0	3,876	0	0	0
			Subtotal	320,374	314,974	350,000	350,000	350,000
50	NRD Fund	45230	NRD Application Fee	0	0	0	0	0
			Subtotal	0	0	0	0	0
			NRD Fund Total	320,374	314,974	350,000	350,000	350,000
51	City Center Fund	41120	Property Tax TIF Current	3,873,510	4,277,882	7,367,000	7,367,000	8,689,000
51	City Center Fund	41125	Property Tax - TIF Delinquent	0	4,384	0	0	0
			Subtotal	3,873,510	4,282,266	7,367,000	7,367,000	8,689,000
			City Center TIF Fund Total	3,873,510	4,282,266	7,367,000	7,367,000	8,689,000
52	City Center East TIF Fund	41120	Property Tax TIF Current	246,202	240,486	0	0	0
			Subtotal	246,202	240,486	0	0	0
			City Center East TIF Fund Total	246,202	240,486	0	0	0
53	Mining TIF Fund	41120	Property Tax TIF Current	1,617,653	1,921,802	3,107,000	3,107,000	3,645,000
53	Mining TIF Fund	41125	Property Tax - TIF Delinquent	0	463	0	0	0
			Subtotal	1,617,653	1,922,265	3,107,000	3,107,000	3,645,000
			Mining TIF Fund Total	1,617,653	1,922,265	3,107,000	3,107,000	3,645,000
54	Ridgeview TIF District Fund	41120	Property Tax TIF Current	871,111	977,967	1,123,000	1,123,000	1,292,000
			Subtotal	871,111	977,967	1,123,000	1,123,000	1,292,000
			Ridgeview TIF District Fund Total	871,111	977,967	1,123,000	1,123,000	1,292,000
56	Orchard Corners CID Fund	42311	Sales Tax General	489,450	653,367	650,000	650,000	700,000
56	Orchard Corners CID Fund	42336	City Sales Tax Accrual	53,221	-12,336	0	0	0
			Subtotal	542,671	641,031	650,000	650,000	700,000
			Orchard Corners CIF Fund Total	542,671	641,031	650,000	650,000	700,000
57	Prairie Creek CID Fund	42311	Sales Tax General	96,315	94,152	110,000	110,000	125,000
57	Prairie Creek CID Fund	42336	City Sales Tax Accrual	2,980	3,049	0	0	0
			Subtotal	99,295	97,201	110,000	110,000	125,000
			Prairie Creek CID Fund Total	99,295	97,201	110,000	110,000	125,000
58	Quivira 95 CID Fund	42311	Sales Tax General	38,704	35,353	52,000	52,000	52,000
58	Quivira 95 CID Fund	42336	City Sales Tax Accrual	464	-526	0	0	0
			Subtotal	39,168	34,827	52,000	52,000	52,000
			Quivira 95 CID Fund Total	39,168	34,827	52,000	52,000	52,000
59	Greystone Plaza CID Fund	42311	Sales Tax General	60,703	68,785	70,000	70,000	80,000
59	Greystone Plaza CID Fund	42336	City Sales Tax Accrual	316	1,333	0	0	0
			Subtotal	61,019	70,118	70,000	70,000	80,000
			Greystone Plaza CID Fund Total	61,019	70,118	70,000	70,000	80,000
61	City Center East CID #1 Fund	42311	Sales Tax General	-9,410	3,310	20,000	20,000	20,000
61	City Center East CID #1 Fund	42315	Sales Tax Adjustment	88,386	-5,533	0	0	0
61	City Center East CID #1 Fund	42336	City Sales Tax Accrual	-8,871	-411	0	0	0
			Subtotal	70,105	-2,634	20,000	20,000	20,000
			City Center East CID #1 Fund Total	70,105	-2,634	20,000	20,000	20,000
62	City Center East CID #2 Fund	42311	Sales Tax General	76,953	99,214	90,000	90,000	110,000
62	City Center East CID #2 Fund	42336	City Sales Tax Accrual	6,569	-4,629	0	0	0
			Subtotal	83,522	94,585	90,000	90,000	110,000

ORG	Fund	OBJ	DESCRIPTION	2018 ACTUAL	2019 ACTUAL	Original BUDGET	Revised BUDGET	2021 BUDGET
			City Center East CID #2 Fund Total	83,522	94,585	90,000	90,000	110,000
63	I-35 & 95th Street TIF Fund	41120	Property Tax TIF Current	605,462	673,529	1,290,000	1,290,000	1,642,000
63	I-35 & 95th Street TIF Fund	41125	Property Tax - TIF Delinquent	0	7,726	0	0	0
			Subtotal	605,462	681,255	1,290,000	1,290,000	1,642,000
			I-35 & 95th Street TIF Fund Total	605,462	681,255	1,290,000	1,290,000	1,642,000
64	SpringHill Suites CID	42311	Sales Tax General	40,825	49,192	55,000	55,000	60,000
64	SpringHill Suites CID	42336	City Sales Tax Accrual	2,731	547	0	0	0
			Subtotal	43,556	49,739	55,000	55,000	60,000
			SpringHill Suites CID Fund Total	43,556	49,739	55,000	55,000	60,000
65	Candlewood Suites CID	42311	Sales Tax General	16,103	20,868	24,000	24,000	30,000
65	Candlewood Suites CID	42336	City Sales Tax Accrual	1,723	29	0	0	0
			Subtotal	17,826	20,897	24,000	24,000	30,000
			Candlewood Suites CID Fund Total	17,826	20,897	24,000	24,000	30,000
66	Holiday Inn Express CID	42311	Sales Tax General	22,815	25,855	30,000	30,000	35,000
66	Holiday Inn Express CID	42336	City Sales Tax Accrual	1,471	-670	0	0	0
			Subtotal	24,286	25,185	30,000	30,000	35,000
			Holiday Inn Express CID Fund Total	24,286	25,185	30,000	30,000	35,000
67	Sonoma Plaza CID	42311	Sales Tax General	0	0	280,000	280,000	280,000
			Subtotal	0	0	280,000	280,000	280,000
			Sonoma Plaza CID Fund Total	0	0	280,000	280,000	280,000
68	City Center Area E CID	42311	Sales Tax General	0	5,094	50,000	50,000	50,000
68	City Center Area E CID	42336	City Sales Tax Accrual	0	1,038	0	0	0
			Subtotal	0	6,132	50,000	50,000	50,000
			City Center Area E CID Fund Total	0	6,132	50,000	50,000	50,000
69	Lenexa Point CID	42311	Sales Tax General	0	0	0	0	206,000
69	Lenexa Point CID	42336	City Sales Tax Accrual	0	0	0	0	0
			Subtotal	0	0	0	0	206,000
			Lenexa Point CID Fund Total	0	0	0	0	206,000
80	Stormwater Operating Fund	41130	Property Tax - SA Current	0	298,222	0	388,317	298,222
			Subtotal	0	298,222	0	388,317	298,222
80	Stormwater Operating Fund	43210	ESC Permit	51,653	67,690	60,000	60,000	60,000
			Subtotal	51,653	67,690	60,000	60,000	60,000
80	Stormwater Operating Fund	45420	SW Capital Charge	617,946	689,337	350,000	350,000	300,000
80	Stormwater Operating Fund	45422	SW Service Charge	5,711,219	6,117,188	5,724,539	5,647,145	5,647,145
80	Stormwater Operating Fund	45424	SW Service Charge Delinquent	34,207	12,952	62,000	62,000	35,000
80	Stormwater Operating Fund	45611	SW Rain Garden	2,910	1,200	0	0	0
			Subtotal	6,366,282	6,820,677	6,136,539	6,059,145	5,982,145
80	Stormwater Operating Fund	47120	Investment earnings	44,365	75,467	75,000	19,000	19,000
80	Stormwater Operating Fund	47130	Investment Earnings - M2M	25,171	37,146	0	0	0
			Subtotal	69,536	112,613	75,000	19,000	19,000
80	Stormwater Operating Fund	48257	Other	0	0	388,317	0	0
			Subtotal	0	0	388,317	0	0
80	Stormwater Operating Fund	49305	Sale of Land	0	3,700	0	0	0
80	Stormwater Operating Fund	49500	Transfer in	190,433	1,896,565	0	0	0
80	Stormwater Operating Fund	49544	Trans in Unused Proceeds	2,056	18,671	0	0	0
			Subtotal	192,489	1,918,936	0	0	0
			Adjust Accrual to Modified	13,000				
			Stormwater Operating Fund Total	6,692,960	9,218,138	6,659,856	6,526,462	6,359,367
82	Rec Center Fund	44270	Grant - CDBG	12,233	16,688	15,000	15,000	0
			Subtotal	12,233	16,688	15,000	15,000	0
82	Rec Center Fund	45599	Coupons	-12,444	-1,035	0	0	0
82500008	Rec Center Fund	45601	Membership Fees	2,075,994	2,034,785	1,600,000	1,165,000	1,600,000
82508660	Rec Center Fund	45604	Program - Basketball	0	538	0	0	0
82509661	Rec Center Fund	45613	Program - Aquatics	0	535	0	0	0

ORG	Fund	OBJ DESCRIPTION	2018 ACTUAL	2019 ACTUAL	Original BUDGET	Revised BUDGET	2021 BUDGET
82506000	Rec Center Fund	45617 Kids Day Out	7,067	11,766	14,000	6,000	14,000
82508660	Rec Center Fund	45619 Sports Fee - Ball Hockey	110	264	250	0	250
82506636	Rec Center Fund	45621 Program - Spring Break Camp	1,390	4,145	4,000	3,000	4,000
82506636	Rec Center Fund	45623 Program - Winter Break Camp	5,848	7,484	2,500	2,000	2,500
82508660	Rec Center Fund	45625 Sports Fee - Karate	16,408	19,360	18,800	12,000	18,800
82508660	Rec Center Fund	45627 Program - Ping Pong	46	2	0	0	0
82506636	Rec Center Fund	45629 Camps - 3rd Party	8,165	24,186	23,000	20,000	23,000
82508660	Rec Center Fund	45635 Sports Fee - Pickleball	4,828	4,566	3,000	2,000	3,000
82508660	Rec Center Fund	45637 Sports Fee - Soccer	45	0	750	400	750
82508660	Rec Center Fund	45639 Sports Fee - Gym for me	2,252	3,765	1,000	600	1,000
82500008	Rec Center Fund	45640 Child Care Fee	37,331	41,834	35,000	25,000	35,000
82500008	Rec Center Fund	45641 Day Pass	235,431	294,361	220,000	160,000	220,000
82510000	Rec Center Fund	45642 Fitness Fee - Personal Training	35,888	70,699	40,000	20,000	40,000
82510000	Rec Center Fund	45643 Fitness Fee - Group X	8,459	8,259	60,000	30,000	60,000
82510000	Rec Center Fund	45644 Fitness Fee - Specialty Classes	5,391	8,706	10,000	5,000	10,000
82508660	Rec Center Fund	45645 Sport Fees - Leagues	1,187	440	0	0	0
82508660	Rec Center Fund	45646 Sports Fee - Participants	0	0	0	0	0
82503000	Rec Center Fund	45647 Birthday Party Rental Fees	167,036	173,402	140,000	76,000	140,000
82503000	Rec Center Fund	45648 Event Fees	839	2,404	2,000	1,000	2,000
82506641	Rec Center Fund	45649 Enrichment Fee - Dance	29,795	39,428	27,000	21,000	27,000
82506000	Rec Center Fund	45651 Enrichment Fee - Art Classes	2,243	4,822	2,000	1,000	2,000
82506636	Rec Center Fund	45652 Camps - Summer Camp	76,910	119,749	80,000	70,000	80,000
82506000	Rec Center Fund	45653 Enrichment Fee - Participants	13,936	6,861	19,000	8,000	19,000
82500008	Rec Center Fund	45654 Non resident fee	20,087	25,401	20,000	15,000	20,000
82500001	Rec Center Fund	45660 Scholarships	53	102	0	0	0
82500008	Rec Center Fund	45665 Specialty Memberships	50,485	98,836	50,000	35,000	50,000
82503000	Rec Center Fund	45732 Facility Rental Fees	12,084	16,556	5,000	3,000	5,000
82509661	Rec Center Fund	45916 Aquatics Fee - Swim Lessons	65,761	56,494	45,000	38,000	45,000
82509661	Rec Center Fund	45917 Aquatics Fee - Participants	8,461	9,701	200	0	200
82509661	Rec Center Fund	45919 Aquatics Fee - Private Lessons	0	30,741	15,000	13,000	15,000
82509661	Rec Center Fund	45920 Aquatics Fee - Semi Private Lessons	0	8,907	5,000	4,000	5,000
		Subtotal	2,881,086	3,128,064	2,442,500	1,736,000	2,442,500
82	Rec Center Fund	47120 Investment Earnings	7,421	26,446	18,000	5,000	5,000
82	Rec Center Fund	47130 Investment Earnings - M2M	2,901	23,912	0	0	0
		Subtotal	10,322	50,358	18,000	5,000	5,000
82500001	Rec Center Fund	48204 Vending Commissions	1,854	1,920	8,000	7,000	8,000
82500001	Rec Center Fund	48210 Vending Rec Center	0	0	0	0	0
82500001	Rec Center Fund	48216 Pro-Shop	1,795	7,247	6,000	6,000	6,000
82500001	Rec Center Fund	48217 Pro-Shop Sales Tax	23	87	0	0	0
82500001	Rec Center Fund	48230 Donations	0	0	9,000	0	0
82	Rec Center Fund	48235 Insufficient Check Charge	0	60	0	0	0
82500001	Rec Center Fund	48250 Long/Short	-28	1	0	0	0
82500001	Rec Center Fund	48281 Shining Stars	0	8,293	5,000	4,000	5,000
82506636	Rec Center Fund	48285 Camp Merchandise	256	573	0	0	0
		Subtotal	3,900	18,181	28,000	17,000	19,000
82	Rec Center Fund	49518 Transfer in - General Fund	232,184	363,204	362,737	0	0
		Subtotal	232,184	363,204	362,737	0	0
Rec Center Fund Total			3,139,725	3,576,495	2,866,237	1,773,000	2,466,500
Grand Total			117,981,002	122,673,175	125,525,434	114,479,234	119,334,088

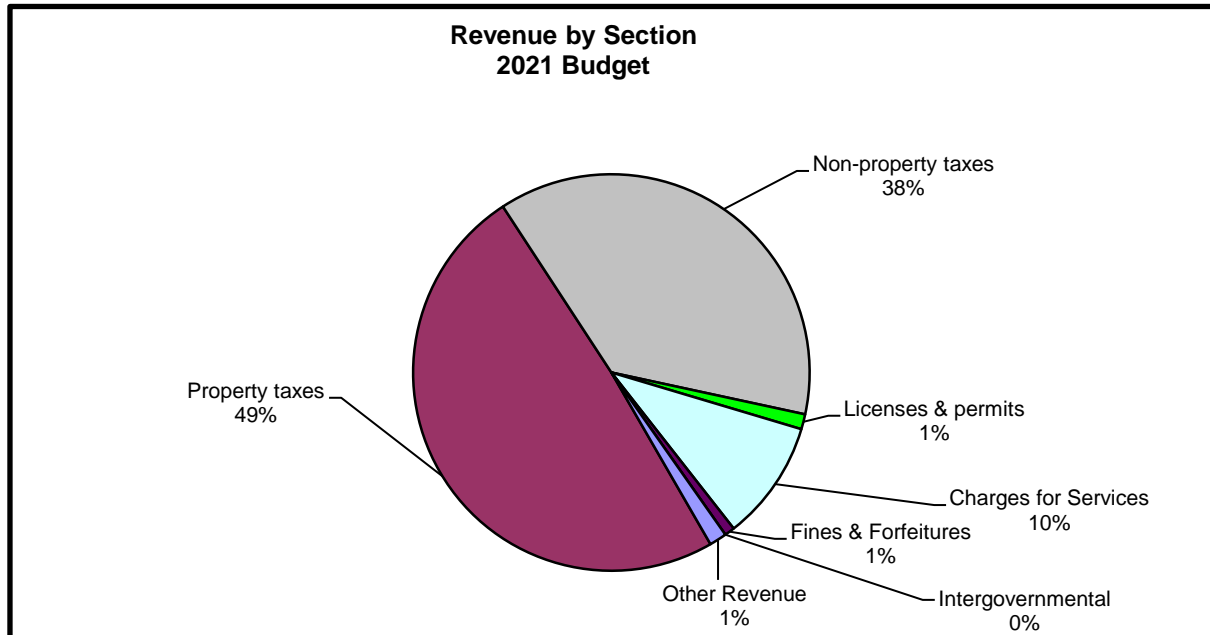


Detail Revenue by Section

**Annual Budget Document
2021
City of Lenexa
January 1 - December 31**



Revenue by Section



The following pages divide revenues by these sections:

- **Property Taxes**, taxes levied on real and/or personal property.
- **Non-Property Taxes**, includes franchise tax, sales and use tax, and motor vehicle excise tax.
- **Licenses and Permits**, revenues from businesses and non businesses that must be licensed or obtain permits.
- **Intergovernmental**, revenues from other governments.
- **Charges for Services**, are charges for current services provided.
- **Fines and Forfeitures**, revenues from fines and penalties.
- **Use of Money**, compensation for use of financial resources.
- **Miscellaneous Revenues**, items not otherwise classified.
- **Non-Revenue Receipts**, includes transfers from other funds.



Detail Revenue by Section

ORG	Fund	OBJ	DESCRIPTION	2018	2019	2020	2020	2021
				ACTUAL	ACTUAL	ORIGINAL BUDGET	REVISED BUDGET	BUDGET
01	General Fund	41110	Property Tax Current	24,545,394	25,655,534	28,149,598	28,149,598	29,910,355
05	Debt Service Fund	41110	Property Tax Current	8,158,510	7,533,540	7,724,676	7,724,676	8,207,723
01	General Fund	41115	Property Tax Delinquent	-79,808	66,642	65,000	65,000	65,000
05	Debt Service Fund	41115	Property Tax Delinquent	-27,023	22,512	57,000	23,000	23,000
05	Debt Service Fund	41120	Property Tax TIF Current	0	0	1,220,292	1,220,292	1,234,206
51	City Center Fund	41120	Property Tax TIF Current	3,873,510	4,277,882	7,367,000	7,367,000	8,689,000
52	City Center East TIF Fund	41120	Property Tax TIF Current	246,202	240,486	0	0	0
53	Mining TIF Fund	41120	Property Tax TIF Current	1,617,653	1,921,802	3,107,000	3,107,000	3,645,000
54	Ridgeview TIF District Fund	41120	Property Tax TIF Current	871,111	977,967	1,123,000	1,123,000	1,292,000
55	South Mining TIF Fund	41120	Property Tax TIF Current	0	0	0	0	0
63	I-35 & 95th Street TIF Fund	41120	Property Tax TIF Current	605,462	673,529	1,290,000	1,290,000	1,642,000
51	City Center Fund	41125	Property Tax - TIF Delinquent	0	4,384	0	0	0
53	Mining TIF Fund	41125	Property Tax - TIF Delinquent	0	463	0	0	0
63	I-35 & 95th Street TIF Fund	41125	Property Tax - TIF Delinquent	0	7,726	0	0	0
05	Debt Service Fund	41130	Property Tax SA Current	2,239,961	2,295,763	2,917,884	2,912,220	2,945,897
80	Stormwater Operating Fund	41130	Property Tax - SA Current	0	298,222	0	388,317	298,222
05	Debt Service Fund	41135	Property Tax SA Delinquent	815	7,368	15,000	7,000	7,000
50	NRD Fund	41140	Property Tax NRD Current	320,374	311,098	350,000	350,000	350,000
50	NRD Fund	41145	Property Tax - NRD Delinquent	0	3,876	0	0	0
01	General Fund	41200	PILOT	0	0	296,000	296,000	242,000
05	Debt Service Fund	41200	PILOT	0	0	81,000	81,000	66,000
			Property Taxes Total	42,372,161	44,298,794	53,763,450	54,104,103	58,617,403
01	General Fund	42105	Communications Franchise Tax	914,308	891,246	914,000	850,000	850,000
01	General Fund	42110	Gas Franchise Tax	1,294,364	1,280,245	1,339,000	1,100,000	1,100,000
01	General Fund	42115	Electric Franchise Tax	5,364,907	4,809,210	5,365,000	5,000,000	5,000,000
01	General Fund	42120	Other Franchise Tax	2,022	0	2,000	0	0
01	General Fund	42124	Franchise Tax Gas Accrual	6,632	-17,218	0	0	0
01	General Fund	42126	Franchise Tax Electric Accrual	23,131	-14,674	0	0	0
01	General Fund	42128	Franchise Tax Communications Accrual	2,931	-13,173	0	0	0
01	General Fund	42200	Motor Vehicle Excise Tax	2,282,032	2,382,428	2,447,434	2,447,434	2,361,000
05	Debt Service Fund	42200	Motor Vehicle Excise Tax	808,000	791,808	718,669	718,669	647,000
01	General Fund	42205	Recreational Vehicle Tax	6,919	7,335	7,600	7,600	7,300
05	Debt Service Fund	42205	Recreational Vehicle Tax	2,437	2,438	2,232	2,232	2,000
01	General Fund	42208	Watercraft Tax	2,754	3,359	0	0	0
05	Debt Service Fund	42208	Watercraft Tax	916	1,117	0	0	0
01	General Fund	42210	Heavy Truck Tax	1,846	4,237	3,986	3,986	3,100
05	Debt Service Fund	42210	Heavy Truck Tax	830	1,410	1,324	1,324	1,000
01	General Fund	42215	Rental Excise Tax	26,967	23,113	30,939	30,939	24,400
05	Debt Service Fund	42215	Rental Excise Tax	10,675	7,681	9,085	9,085	6,700
01	General Fund	42217	Commercial motor vehicle tax	105,112	108,976	94,841	94,841	125,900
05	Debt Service Fund	42217	Commercial Motor Vehicle Tax	39,457	36,218	27,849	27,849	34,500
01	General Fund	42311	Sales Tax General	13,850,211	13,102,031	13,813,000	11,301,000	11,301,000
56	Orchard Corners CID Fund	42311	Sales Tax General	489,450	653,367	650,000	650,000	700,000
57	Prairie Creek CID Fund	42311	Sales Tax General	96,315	94,152	110,000	110,000	125,000
58	Quivira 95 CID Fund	42311	Sales Tax General	38,704	35,353	52,000	52,000	52,000
59	Greystone Plaza CID Fund	42311	Sales Tax General	60,703	68,785	70,000	70,000	80,000
61	City Center East CID #1 Fund	42311	Sales Tax General	-9,410	3,310	20,000	20,000	20,000
62	City Center East CID #2 Fund	42311	Sales Tax General	76,953	99,214	90,000	90,000	110,000
64	SpringHill Suites CID	42311	Sales Tax General	40,825	49,192	55,000	55,000	60,000
65	Candlewood Suites CID	42311	Sales Tax General	16,103	20,868	24,000	24,000	30,000
66	Holiday Inn Express CID	42311	Sales Tax General	22,815	25,855	30,000	30,000	35,000
67	Sonoma Plaza CID	42311	Sales Tax General	0	0	280,000	280,000	280,000
68	City Center Area E CID	42311	Sales Tax General	0	5,094	50,000	50,000	50,000
69	Lenexa Point CID	42311	Sales Tax General	0	0	0	0	206,000
01	General Fund	42312	City Sales 3/8	5,193,829	4,913,261	5,180,000	4,238,000	4,238,000
61	City Center East CID #1 Fund	42315	Sales Tax Adjustment	88,386	-5,533	0	0	0
01	General Fund	42320	Sales Tax County	9,403,561	9,363,546	9,400,000	7,959,000	7,959,000
01	General Fund	42331	Compensating Use General	4,182,619	4,977,812	4,413,000	3,779,000	3,779,000
01	General Fund	42332	Compensating Use 3/8	1,568,482	1,866,680	1,655,000	1,417,000	1,417,000
01	General Fund	42334	Compensating Use County	1,994,719	2,044,466	1,994,000	1,738,000	1,738,000
01	General Fund	42336	City Sales Tax Accrual	204,383	13,411	0	0	0
56	Orchard Corners CID Fund	42336	City Sales Tax Accrual	53,221	-12,336	0	0	0
57	Prairie Creek CID Fund	42336	City Sales Tax Accrual	2,980	3,049	0	0	0
58	Quivira 95 CID Fund	42336	City Sales Tax Accrual	464	-526	0	0	0
59	Greystone Plaza CID Fund	42336	City Sales Tax Accrual	316	1,333	0	0	0
61	City Center East CID #1 Fund	42336	City Sales Tax Accrual	-8,871	-411	0	0	0
62	City Center East CID #2 Fund	42336	City Sales Tax Accrual	6,569	-4,629	0	0	0
64	SpringHill Suites CID	42336	City Sales Tax Accrual	2,731	547	0	0	0

ORG	Fund	OBJ	DESCRIPTION	2018	2019	2020	2020	2021
				ACTUAL	ACTUAL	ORIGINAL BUDGET	REVISED BUDGET	BUDGET
65	Candlewood Suites CID	42336	City Sales Tax Accrual	1,723	29	0	0	0
66	Holiday Inn Express CID	42336	City Sales Tax Accrual	1,471	-670	0	0	0
68	City Center Area E CID	42336	City Sales Tax Accrual	0	1,038	0	0	0
69	Lenexa Point CID	42336	City Sales Tax Accrual	0	0	0	0	0
01	General Fund	42338	County Sales Tax Accrual	11,128	-10,661	0	0	0
01	General Fund	42340	Compensating Use Accrual	168,419	198,167	0	0	0
01	General Fund	42342	3/8 Sales Tax Accrual	71,142	9,912	0	0	0
01	General Fund	42344	3/8 Compensating Use Accrual	59,456	55,658	0	0	0
01	General Fund	42410	Special Liquor Tax	280,572	326,562	311,385	78,000	78,000
26	Special Alcohol Fund	42410	Special Liquor Tax	280,572	326,562	311,385	78,000	78,000
27	Special Parks Fund	42410	Special Liquor Tax	280,572	326,562	311,385	78,000	78,000
01	General Fund	42411	Special Liquor Tax Accrual	23,570	-13,072	0	0	0
26	Special Alcohol Fund	42411	Special Liquor Tax Accrual	23,571	-13,072	0	0	0
27	Special Parks Fund	42411	Special Liquor Tax Accrual	23,571	-13,072	0	0	0
25	Special Highway Fund	42415	Gas Tax	1,448,604	1,491,294	1,460,550	1,460,550	1,210,000
25	Special Highway Fund	42416	Gas Tax Accrual	4,170	23,104	0	0	0
28	Tourism & Convention Fund	42420	Transient Guest Tax	1,405,270	1,393,235	1,690,000	584,000	584,000
28	Tourism & Convention Fund	42421	Transient Guest Tax Accrual	25,306	-7,334	0	0	0
01	General Fund	42425	Excise Tax	865,081	812,409	500,000	500,000	500,000
			Non-Property Taxes Total	53,246,496	52,530,298	53,434,664	44,935,509	44,870,900
01200000	General Fund	43110	Animal License	30,519	34,724	30,000	30,000	30,000
01200000	General Fund	43125	Liquor	0	0	1,500	1,500	0
01200000	General Fund	43130	CMB License	4,974	0	4,250	4,250	0
01200000	General Fund	43135	CMB Stamp License	-625	-825	500	500	500
01200000	General Fund	43140	Drinking License	13,500	500	11,500	11,500	500
01200000	General Fund	43145	Business License	488,237	475,501	500,000	400,000	400,000
01200000	General Fund	43150	Massage Therapy	7,210	65	8,750	8,750	0
01200000	General Fund	43155	License - Refuse Hauling	0	0	1,000	1,000	0
01200000	General Fund	43157	License - Other	0	0	0	0	0
01200000	General Fund	43205	Building Permit	1,877,913	1,522,020	1,000,000	1,000,000	750,000
80	Stormwater Operating Fund	43210	ESC Permit	51,653	67,690	60,000	60,000	60,000
01300000	General Fund	43215	Burn Permit	1,800	1,985	2,000	2,000	2,000
01300000	General Fund	43220	Blast Permit	2,000	1,500	2,000	2,000	2,000
01200000	General Fund	43225	Public Improvements Permit	116,174	146,063	125,000	125,000	125,000
01200000	General Fund	43227	Site Development Permit	1,650	2,100	2,500	2,500	2,500
01350000	General Fund	43235	Oversize/Overweight	50	0	0	0	0
01200000	General Fund	43242	ROW Permit	60,426	62,636	75,000	75,000	75,000
01200000	General Fund	43265	Sign Permit	22,225	20,155	17,500	17,500	17,500
01200000	General Fund	43950	Permit - Other	68	0	0	0	0
			Licenses & Permits Total	2,677,774	2,334,114	1,841,500	1,741,500	1,465,000
01	General Fund	44205	Grant - Federal	27,697	0	0	0	0
01	General Fund	44250	State Grant	3,693	0	0	0	0
82	Rec Center Fund	44270	Grant - CDBG	12,233	16,688	15,000	15,000	0
			Grants Total	43,623	16,688	15,000	15,000	0
01350000	General Fund	45005	Fingerprint Fee	3,300	4,320	3,200	3,200	3,200
01350000	General Fund	45010	Police Accident Report	1,615	1,800	1,000	1,000	1,000
01350000	General Fund	45011	Police Discovery	10,225	11,275	13,550	13,550	13,550
01350000	General Fund	45013	Police Open Records Request	2,286	2,875	5,000	5,000	5,000
01350000	General Fund	45026	Police Fee - Other	0	20	0	0	0
01350000	General Fund	45035	Police Fee - Police Report	1,450	1,465	1,500	1,500	1,500
01300000	General Fund	45050	Ambulance Fee	50,991	47,356	55,000	55,000	55,000
01300000	General Fund	45060	Standby Fee	0	150	1,000	1,000	1,000
01500000	General Fund	45070	Fee - Special Permit	600	600	0	0	0
01200000	General Fund	45110	Plan Fee	8,154	4,824	10,000	10,000	10,000
01200000	General Fund	45112	Fee - Preliminary Plan	1,500	0	500	500	500
01200000	General Fund	45113	Fee - Final Plan	5,100	4,500	2,500	2,500	2,500
01200000	General Fund	45114	Fee - Final Plat	6,800	8,000	5,000	5,000	5,000
01200000	General Fund	45115	Fee - Rezoning	7,950	5,900	7,500	7,500	7,500
01200000	General Fund	45116	Fee - SUP	5,300	6,650	5,000	5,000	5,000
01200000	General Fund	45117	Fee - Board of Zoning Appeal	0	0	0	0	0
01200000	General Fund	45118	Staff Review	2,625	3,750	2,000	2,000	2,000
01200000	General Fund	45120	Fee - Plan	437	4,198	2,000	2,000	2,000
01201000	General Fund	45122	Code Enforcement Fee	3,956	5,656	10,000	10,000	10,000
01200000	General Fund	45124	Rental Inspection	173,560	218,910	185,000	185,000	185,000
01200000	General Fund	45126	Special Event Fee	1,545	1,960	2,000	2,000	2,000
01200000	General Fund	45128	Vacation Petition	0	200	1,000	1,000	1,000
01013000	General Fund	45152	Court Appointed Attorney Fee	27,987	25,760	28,000	28,000	28,000
01013000	General Fund	45154	Court Cost	69,421	113,523	106,000	106,000	106,000
01013000	General Fund	45156	Court Fingerprint	23,285	23,106	30,000	30,000	30,000
01013000	General Fund	45158	Diversion	105,446	113,977	158,000	158,000	158,000
01013000	General Fund	45160	Monitoring	884	601	0	0	0
01	General Fund	45215	Economic Development Fee	110,441	96,333	50,000	50,000	60,000
50	NRD Fund	45230	NRD Application Fee	0	0	0	0	0
01	General Fund	45232	Other Fee	200,000	218,300	200,000	200,000	218,300
01	General Fund	45235	TIF Administrative Fee	0	0	0	0	0

ORG	Fund	OBJ	DESCRIPTION	2018	2019	2020	2020	2021
				ACTUAL	ACTUAL	ORIGINAL BUDGET	REVISED BUDGET	BUDGET
01401502	General Fund	45405	Dumpster Fee	19,660	20,440	20,000	20,000	20,000
01404000	General Fund	45415	Fee - Fuel	7,545	2,594	23,000	23,000	5,000
80	Stormwater Operating Fund	45420	SW Capital Charge	617,946	689,337	350,000	350,000	300,000
80	Stormwater Operating Fund	45422	SW Service Charge	5,711,219	6,117,188	5,724,539	5,647,145	5,647,145
80	Stormwater Operating Fund	45424	SW Service Charge Delinquent	34,207	12,952	62,000	62,000	35,000
46	TIP Zone 1 Fund	45430	TIP Fee	323,571	432,140	320,000	320,000	320,000
47	TIP Zone 2 Fund	45430	TIP Fee	310,305	82,535	225,000	225,000	225,000
48	TIP Zone 3 Fund	45430	TIP Fee	77,190	66,715	150,000	150,000	150,000
40	PRIF Zone 1 Fund	45510	PRIF Fee	35,406	95,427	225,000	225,000	225,000
41	PRIF Zone 2 Fund	45510	PRIF Fee	124,198	82,912	100,000	100,000	100,000
42	PRIF Zone 3 Fund	45510	PRIF Fee	93,811	76,721	100,000	100,000	100,000
43	Street Tree Zone 1 Fund	45520	Street Tree Fee	0	0	10,000	10,000	10,000
44	Street Tree Zone 2 Fund	45520	Street Tree Fee	14,300	64,300	50,000	50,000	50,000
45	Street Tree Zone 3 Fund	45520	Street Tree Fee	39,000	10,825	30,000	30,000	30,000
01015000	General Fund	45550	Fee - Public Market Event	22,166	20,955	25,000	25,000	21,000
82	Rec Center Fund	45599	Coupons	-12,444	-1,035	0	0	0
82500008	Rec Center Fund	45601	Membership Fees	2,075,994	2,034,785	1,600,000	1,165,000	1,600,000
01505634	General Fund	45602	Adult Program	1,500	147	10,000	10,000	10,000
01504630	General Fund	45604	Program - Basketball	2,685	0	8,000	8,000	3,000
82508660	Rec Center Fund	45604	Program - Basketball	0	538	0	0	0
01504628	General Fund	45606	Adult Fitness	11,638	8,880	15,000	15,000	15,000
01506637	General Fund	45607	Program - CC Art Walk	0	310	0	0	0
01504637	General Fund	45608	Lenexa Arts Counril	349	0	0	0	0
01504637	General Fund	45609	Lenexa Arts Council - sales tax	-8	0	0	0	0
01503627	General Fund	45861	Tails on Trails Swim Admission	2,473	1,252	2,500	2,500	2,500
01507642	General Fund	45610	Naturalist class	3,489	6,538	1,800	1,800	1,800
01504632	General Fund	45612	Other Programs	3,450	4,268	8,000	8,000	8,000
82509661	Rec Center Fund	45613	Program - Aquatics	0	535	0	0	0
01504629	General Fund	45614	Senior Citizen Program	12,312	14,050	15,000	15,000	15,000
01504629	General Fund	45616	Senior Taxi	618	0	0	0	0
01504632	General Fund	45620	Special Populations	0	0	2,000	2,000	0
01503624	General Fund	45622	Sports & Athletics	14,117	15,448	14,000	14,000	14,000
82508660	Rec Center Fund	45619	Sports Fee - Ball Hockey	110	264	250	0	250
01505634	General Fund	45622	Sports & Athletics	5,187	6,548	10,000	10,000	10,000
01508645	General Fund	45628	Tennis Court Lights	123	140	0	0	0
01508645	General Fund	45626	Tennis	1,190	2,220	4,771	4,771	4,771
01504632	General Fund	45630	Theatre Programs	0	5,220	2,000	2,000	2,000
82508660	Rec Center Fund	45625	Sports Fee - Karate	16,408	19,360	18,800	12,000	18,800
01505634	General Fund	45632	Tournament	375	0	0	0	0
01504631	General Fund	45634	Trips	68,622	38,563	61,000	61,000	61,000
82506636	Rec Center Fund	45629	Camps - 3rd Party	8,165	24,186	23,000	20,000	23,000
01505634	General Fund	45636	Volleyball	-395	0	2,000	2,000	2,000
01504632	General Fund	45638	Youth Programs	45,235	49,542	64,060	64,060	64,060
01300000	General Fund	45644	Fee - Speciality	4,725	0	0	0	0
82508660	Rec Center Fund	45635	Sports Fee - Pickleball	4,828	4,566	3,000	2,000	3,000
01300000	General Fund	45650	CPR Class Fee	840	0	0	0	0
82508660	Rec Center Fund	45637	Sports Fee - Soccer	45	0	750	400	750
01501612	General Fund	45715	Community Center Rental	75,729	76,765	68,000	68,000	68,000
82508660	Rec Center Fund	45639	Sports Fee - Gym for me	2,252	3,765	1,000	600	1,000
82500008	Rec Center Fund	45640	Child Care Fee	37,331	41,834	35,000	25,000	35,000
82500008	Rec Center Fund	45641	Day Pass	235,431	294,361	220,000	160,000	220,000
82510000	Rec Center Fund	45642	Fitness Fee - Personal Training	35,888	70,699	40,000	20,000	40,000
82510000	Rec Center Fund	45643	Fitness Fee - Group X	8,459	8,259	60,000	30,000	60,000
82510000	Rec Center Fund	45644	Fitness Fee - Speciality Classes	5,391	8,706	10,000	5,000	10,000
82508660	Rec Center Fund	45645	Sport Fees - Leagues	1,187	440	0	0	0
82508660	Rec Center Fund	45646	Sports Fee - Participants	0	0	0	0	0
82503000	Rec Center Fund	45647	Birthday Party Rental Fees	167,036	173,402	140,000	76,000	140,000
82503000	Rec Center Fund	45648	Event Fees	839	2,404	2,000	1,000	2,000
82506641	Rec Center Fund	45649	Enrichment Fee - Dance	29,795	39,428	27,000	21,000	27,000
01508644	General Fund	45720	Sports Field Rental	47,987	45,018	45,000	45,000	45,000
82506000	Rec Center Fund	45651	Enrichment Fee - Art Classes	2,243	4,822	2,000	1,000	2,000
82506636	Rec Center Fund	45652	Camps - Summer Camp	76,910	119,749	80,000	70,000	80,000
82506000	Rec Center Fund	45653	Enrichment Fee - Participants	13,936	6,861	19,000	8,000	19,000
82500008	Rec Center Fund	45654	Non resident fee	20,087	25,401	20,000	15,000	20,000
82500008	Rec Center Fund	45665	Specialty Memberships	50,485	98,836	50,000	35,000	50,000
01502613	General Fund	45725	Thompson Barn Rental	258,955	252,173	210,000	210,000	210,000
01502614	General Fund	45735	Park Shelter Rental	49,750	60,135	45,000	45,000	45,000
01501612	General Fund	45740	Senior Center Rental	17,662	12,500	13,000	13,000	13,000
82503000	Rec Center Fund	45732	Facility Rental Fees	12,084	16,556	5,000	3,000	5,000
01500000	General Fund	45750	Rental - Community Forum	2,100	5,780	2,500	2,500	2,500
01500000	General Fund	45751	Rental - Prairie Star	9,980	11,170	10,000	10,000	10,000
80	Stormwater Operating Fund	45611	SW Rain Garden	2,910	1,200	0	0	0
01500000	General Fund	45752	Rental - Santa Fe	5,420	5,390	2,500	2,500	2,500
01015000	General Fund	45753	Rental - Kitchen	2,795	5,401	7,500	7,500	5,500
01503615	General Fund	45802	BBQ Admission	29,760	26,347	44,000	44,000	30,000
82506000	Rec Center Fund	45617	Kids Day Out	7,067	11,766	14,000	6,000	14,000
01503615	General Fund	45804	BBQ Admissions Tax	6	5	0	0	0
82506636	Rec Center Fund	45621	Program - Spring Break Camp	1,390	4,145	4,000	3,000	4,000

ORG	Fund	OBJ	DESCRIPTION	2018	2019	2020	2020	2021
				ACTUAL	ACTUAL	ORIGINAL BUDGET	REVISED BUDGET	BUDGET
82506636	Rec Center Fund	45623	Program - Winter Break Camp	5,848	7,484	2,500	2,000	2,500
01503615	General Fund	45806	BBQ Contestant	37,200	37,100	40,000	40,000	40,000
82508660	Rec Center Fund	45627	Program - Ping Pong	46	2	0	0	0
01503615	General Fund	45808	BBQ Electricity	8,050	7,900	8,000	8,000	8,000
01503615	General Fund	45810	BBQ Parking	1,827	1,914	1,800	1,800	1,800
01503615	General Fund	45812	BBQ Souvenirs	2,090	2,412	6,000	6,000	6,000
01503615	General Fund	45816	BBQ Vendor	1,774	2,565	0	0	0
01503616	General Fund	45826	Chili Contestants	13,957	14,079	15,000	15,000	15,000
82500001	Rec Center Fund	45660	Scholarships	53	102	0	0	0
01503616	General Fund	45828	Chili Souvenir	3,105	2,758	3,000	3,000	3,000
01503616	General Fund	45832	Chili Vendor	713	622	75	75	75
01503611	General Fund	45835	Movie in Park Concession Vendor	0	0	0	0	0
01503611	General Fund	45835	Movie in Park Concession	0	150	150	150	150
01503619	General Fund	45835	Enchanted Forest Concession Vendor	150	0	0	0	0
01503620	General Fund	45835	Freedom Run Concession Vendor	100	0	0	0	0
01506637	General Fund	45835	Art Council Concession Vendor	0	200	0	0	0
01503619	General Fund	45836	Enchanted Admission	0	0	0	0	0
01503620	General Fund	45844	Freedom Run	40,644	37,521	35,000	35,000	35,000
01503623	General Fund	45846	Other Events	0	968	2,000	2,000	2,000
01503625	General Fund	45848	Spinach Admission	0	0	2,000	2,000	0
01503625	General Fund	45852	Spinach Crafter	3,942	3,976	5,000	5,000	5,000
01503625	General Fund	45854	Spinach Souvenir	651	1,351	400	400	400
01503625	General Fund	45858	Spinach Vendor	1,000	600	1,000	1,000	1,000
01503627	General Fund	45859	Tails on Trails Vendor	545	595	500	500	500
01503627	General Fund	45860	Tails on Trails Souvenir	0	0	0	0	0
01506655	General Fund	45863	Art & Wine Fair Booth	3,932	5,721	4,750	4,750	4,750
01506655	General Fund	45864	Art & Wine Fair Vendors	434	647	600	600	600
01506655	General Fund	45865	Art & Wine Fair Souvenirs	626	169	500	500	500
01506655	General Fund	45867	Art & Wine Fair Admission	10,956	10,270	20,000	20,000	20,000
01509647	General Fund	45902	Ad Astra Pool Guest	24,616	28,606	0	0	30,721
01509647	General Fund	45904	Ad Astra Pool Rental	790	460	0	0	8,918
01509648	General Fund	45906	Flat Rock Creek Pool Guest	17,225	17,445	16,594	16,594	16,594
01509648	General Fund	45908	Flat Rock Creek Pool Rental	656	840	1,230	1,230	1,230
01509649	General Fund	45910	Indian Trails Pool Guest	58,061	52,376	65,625	65,625	65,625
01509649	General Fund	45912	Indian Trails Pool Rental	1,408	1,152	0	0	0
01509649	General Fund	45914	Pool Membership	105,505	94,498	140,000	140,000	140,000
01509650	General Fund	45916	Swim Lessons	29,502	29,642	30,750	30,750	30,750
82509661	Rec Center Fund	45916	Aquatics Fee - Swim Lessons	65,761	56,494	45,000	38,000	45,000
82509661	Rec Center Fund	45917	Aquatics Fee - Participants	8,461	9,701	200	0	200
01509651	General Fund	45918	Swim Team	23,622	20,485	25,625	25,625	25,625
01500000	General Fund	45950	Damage Fee	375	150	0	0	0
82509661	Rec Center Fund	45919	Aquatics Fee - Private Lessons	0	30,741	15,000	13,000	15,000
82509661	Rec Center Fund	45920	Aquatics Fee - Semi Private Lessons	0	8,907	5,000	4,000	5,000
			Charges for Services Total	12,211,503	12,861,296	11,835,019	11,051,125	11,701,564
01352000	General Fund	46100	Alarm Fines	71,304	78,965	70,000	70,000	70,000
01352000	General Fund	46105	Alcohol Fines	42	57	0	0	0
01352000	General Fund	46115	Court & Cost	773,996	1,199,533	1,230,000	900,000	900,000
01201000	General Fund	46120	Nuisance Fine	745	100	1,000	1,000	1,000
01201000	General Fund	46125	Weed Fine	19,648	21,185	20,000	20,000	20,000
			Fines & Forfeitures Total	865,735	1,299,840	1,321,000	991,000	991,000
01	General Fund	47120	Investment earnings	789,078	1,556,549	875,000	400,000	400,000
05	Debt Service Fund	47120	Investment earnings	97,986	160,143	125,000	40,000	40,000
06	TIF Debt Service	47120	Investment earnings	850	1,215	0	0	0
40	PRIF Zone 1 Fund	47120	Investment earnings	3,726	9,776	0	0	0
41	PRIF Zone 2 Fund	47120	Investment earnings	5,380	11,377	0	0	0
42	PRIF Zone 3 Fund	47120	Investment earnings	5,654	11,310	0	0	0
43	Street Tree Zone 1 Fund	47120	Investment earnings	1,039	1,925	0	0	0
44	Street Tree Zone 2 Fund	47120	Investment earnings	1,407	3,035	0	0	0
45	Street Tree Zone 3 Fund	47120	Investment earnings	1,846	2,886	0	0	0
46	TIP Zone 1 Fund	47120	Investment earnings	9,121	27,089	0	0	0
47	TIP Zone 2 Fund	47120	Investment earnings	5,721	7,549	0	0	0
48	TIP Zone 3 Fund	47120	Investment earnings	6,288	12,322	0	0	0
80	Stormwater Operating Fund	47120	Investment earnings	44,365	75,467	75,000	19,000	19,000
82	Rec Center Fund	47120	Investment Earnings	7,421	26,446	18,000	5,000	5,000
01	General Fund	47130	Investment Earnings - M2M	262,600	543,396	0	0	0
05	Debt Service Fund	47130	Investment Earnings - M2M	46,833	44,951	0	0	0
40	PRIF Zone 1 Fund	47130	Investment Earnings - M2M	4,018	6,703	0	0	0
41	PRIF Zone 2 Fund	47130	Investment Earnings - M2M	3,973	7,414	0	0	0
42	PRIF Zone 3 Fund	47130	Investment Earnings - M2M	4,156	7,286	0	0	0
43	Street Tree Zone 1 Fund	47130	Investment Earnings - M2M	866	1,112	0	0	0
44	Street Tree Zone 2 Fund	47130	Investment Earnings - M2M	1,151	1,927	0	0	0
45	Street Tree Zone 3 Fund	47130	Investment Earnings - M2M	1,502	1,648	0	0	0
46	TIP Zone 1 Fund	47130	Investment Earnings - M2M	7,364	15,852	0	0	0
47	TIP Zone 2 Fund	47130	Investment Earnings - M2M	3,741	4,372	0	0	0
48	TIP Zone 3 Fund	47130	Investment Earnings - M2M	4,753	7,800	0	0	0
80	Stormwater Operating Fund	47130	Investment Earnings - M2M	25,171	37,146	0	0	0

ORG	Fund	OBJ	DESCRIPTION	2018	2019	2020	2020	2021
				ACTUAL	ACTUAL	ORIGINAL BUDGET	REVISED BUDGET	BUDGET
82	Rec Center Fund	47130	Investment Earnings - M2M	2,901	23,912	0	0	0
01350401	General Fund	47500	Tower Lease	380,849	397,363	414,000	414,000	429,000
01	General Fund	47509	City Hall Lease	163,668	164,563	164,436	164,436	172,320
01015000	General Fund	47510	Public Market Lease	125,693	192,905	150,000	150,000	175,000
01015000	General Fund	47520	Public Market Daycart rental	5,645	2,875	5,500	5,500	3,000
01	General Fund	47530	Public Market Tenant Improvement	0	13,590	0	0	0
01	General Fund	47600	Rents & Royalties	20,091	20,091	20,091	20,091	20,091
			Use of Money Total	2,044,857	3,401,995	1,847,027	1,218,027	1,263,411
01509646	General Fund	48103	Lanyards sales	31	7	0	0	0
01509647	General Fund	48105	Concessions Ad Astra	5,282	7,080	0	0	17,340
01509647	General Fund	48110	Concessions Ad Astra Sales Tax	8	2	0	0	0
01509648	General Fund	48115	Concessions Flat Rock Creek	6,908	6,131	8,670	8,670	8,670
01509648	General Fund	48120	Concessions Flat Rock Creek Sales Tax	9	8	0	0	0
01509649	General Fund	48125	Concessions Indian Trails	14,600	12,914	25,500	25,500	25,500
01509649	General Fund	48130	Concessions Indian Trails Sales Tax	19	14	0	0	0
01503610	General Fund	48150	Farmers Market Vendors	17,110	18,802	0	0	0
01503610	General Fund	48151	Farmers Market Cultivate Kansas	410	400	0	0	0
82500001	Rec Center Fund	48204	Vending Commissions	1,854	1,920	8,000	7,000	8,000
01500000	General Fund	48210	Vending Community Center	0	0	800	800	800
82500001	Rec Center Fund	48210	Vending Rec Center	0	0	0	0	0
01500000	General Fund	48212	Vending - Community Center Tax	0	0	0	0	0
01504629	General Fund	48213	Wii Shirts	37	27	0	0	0
82500001	Rec Center Fund	48216	Pro-Shop	1,795	7,247	6,000	6,000	6,000
82500001	Rec Center Fund	48217	Pro-Shop Sales Tax	23	87	0	0	0
02	Endowment Fund	48230	Donations	0	0	0	0	0
03	Foundation Fund	48230	Donations	14,063	10,891	0	0	0
82500001	Rec Center Fund	48230	Donations	0	0	9,000	0	0
01	General Fund	48235	Insufficient Funds	1,048	-261	800	800	800
82	Rec Center Fund	48235	Insufficient Check Charge	0	60	0	0	0
01	General Fund	48250	Long/Short	54	-80	0	0	0
82500001	Rec Center Fund	48250	Long/Short	-28	1	0	0	0
01	General Fund	48257	Other	541,247	136,413	125,000	125,000	125,000
01350000	General Fund	48257	Other	0	22,881	0	0	0
05	Debt Service Fund	48257	Other	0	0	0	0	0
80	Stormwater Operating Fund	48257	Other	0	0	388,317	0	0
01	General Fund	48260	Photocopies	1,305	331	1,500	1,500	500
01	General Fund	48270	Pcard Rebate	67,329	68,129	68,000	68,000	72,000
01503623	General Fund	48275	Souvenir I Like	316	299	0	0	0
01503623	General Fund	48280	Souvenir I Like tax	3	1	0	0	0
01504632	General Fund	48281	Shining Stars Gear	5,855	0	0	0	0
82500001	Rec Center Fund	48281	Shining Stars	0	8,293	5,000	4,000	5,000
01507642	General Fund	48283	Coffee Walk & Talk T-shirt Sales	27	9	0	0	0
01507642	General Fund	48284	Coffee Walk & Talk T-shirt Sales Tax	0	-2	0	0	0
01015000	General Fund	48285	Public Market Merchandise	2,221	725	2,500	2,500	1,000
01503610	General Fund	48285	Farmers Market Merchandise	2,085	831	0	0	0
82506636	Rec Center Fund	48285	Camp Merchandise	256	573	0	0	0
01015000	General Fund	48286	Pub Mkt Merchandise Sales Tax	-58	0	0	0	0
01503610	General Fund	48286	Farm Mkt Merchandise Sales Tax	8	-6	0	0	0
01015000	General Fund	48287	Public Mkt Merchandise Floral	8,651	330	0	0	0
01015000	General Fund	48288	Public Market Floral Sales Tax	-353	0	0	0	0
			Miscellaneous Total	692,115	304,057	649,087	249,770	270,610
01503627	General Fund	49426	Tails on Trails Sponsorship	537	880	500	500	500
01503621	General Fund	49427	Sponsorship - Sar Ko Aglow	1,317	1,269	500	500	500
01506654	General Fund	49428	Sponsorship - Get Outdoors	342	880	500	500	500
01503611	General Fund	49429	Sponsorship - Movie in the Park	1,125	1,271	1,200	1,200	1,200
01506655	General Fund	49433	Sponsorships - Art	7,685	5,635	6,000	6,000	6,000
01	General Fund	49435	Sponsorship - Other	735	1,081	0	0	0
01503623	General Fund	49435	Sponsorship - Other	732	0	0	0	0
01504632	General Fund	49435	Sponsorship - Other	0	879	0	0	0
01506658	General Fund	49435	Sponsorship - Other	0	1,000	0	0	0
01	General Fund	49200	Refunds	0	0	0	0	0
01	General Fund	49210	Auction Proceeds	2,688	0	0	0	0
80	Stormwater Operating Fund	49305	Sale of Land	0	3,700	0	0	0
01	General Fund	49310	Sale of Land	2,145,379	1,316,580	0	0	0
01503615	General Fund	49410	BBQ Sponsorship	20,750	16,785	40,000	40,000	21,000
01503616	General Fund	49415	Chili Sponsorship	11,080	12,120	11,500	11,500	11,500
01503619	General Fund	49420	Enchanted Sponsorship	2,877	2,245	2,500	2,500	2,500
01503625	General Fund	49425	Spinach Sponsorship	8,865	5,620	8,500	8,500	8,500
01503620	General Fund	49430	Freedom Run Sponsorship	4,490	4,030	2,000	2,000	2,000
01503610	General Fund	49431	Farmers Market Sponsorship	3,750	4,950	0	0	0
01506637	General Fund	49435	Sponsorship - Other	0	1,200	0	0	0
82	Rec Center Fund	49518	Transfer in - General Fund	232,184	363,204	362,737	0	0
01	General Fund	49500	Transfer in	408,432	318,059	322,750	100,000	100,000
03	Foundation Fund	49500	Transfer in	403	0	0	0	0
05	Debt Service Fund	49500	Transfer in	208,456	1,364,406	0	0	0
06	TIF Debt Service	49500	Transfer in	246,202	240,486	0	0	0

ORG	Fund	OBJ	DESCRIPTION	2018	2019	2020	2020	2021
				ACTUAL	ACTUAL	ORIGINAL BUDGET	REVISED BUDGET	BUDGET
46	TIP Zone 1 Fund	49500	Transfer in	220,717	0	0	0	0
47	TIP Zone 2 Fund	49500	Transfer in	0	0	0	0	0
80	Stormwater Operating Fund	49500	Transfer in	190,433	1,896,565	0	0	0
01	General Fund	49532	Transfer in Special Alcohol	52,189	44,577	60,000	0	0
05	Debt Service Fund	49544	Trans in Unused Proceeds	40,314	0	0	0	0
80	Stormwater Operating Fund	49544	Trans in Unused Proceeds	2,056	18,671	0	0	0
Non Revenue Receipts Total				3,813,738	5,626,093	818,687	173,200	154,200
Adjust Accrual to Modified				13,000				
Grand Total All Funds				117,981,002	122,673,175	125,525,434	114,479,234	119,334,088



Appendix

**Annual Budget Document
2021 Supplement
City of Lenexa
January 1 - December 31**

Fund Descriptions

General Fund (Fund 01): The General Fund is the principal fund of the City and accounts for all financial transactions not accounted for in other funds. The majority of current operating expenditures of the City are financed through revenue received by the General Fund.

Debt Service Fund (Fund 05 and 06): The Debt Service Fund is used to account for resources to be used for the payment of principal, interest and related costs of the General Obligation (G.O.) Bonds and Tax Increment Financing (T.I.F.) Bonds of the City.

Special Highway Fund (Fund 25): Special Highway Fund expenditures are used to account for monies levied by the State of Kansas (Motor Fuel Tax) producing revenues to be used to defray in whole, or in part, the cost of constructing, altering, reconstructing, maintaining and repairing streets and highways.

Special Alcohol Fund (Fund 26): The Special Alcohol Fund is used to account for monies provided by a state liquor taxation on private clubs and expended for the purchase, establishment, and maintenance of services or programs for alcoholism prevention and education. Special Alcohol Funds are to be evenly distributed between the General Fund, Special Parks & Recreation Fund, and Special Alcohol Fund.

Special Parks & Recreation Fund (Fund 27): The Special Parks & Recreation Fund is used to account for monies provided by a state liquor taxation on private clubs, and expended for the purchase, establishment, and maintenance or expansion of park and recreational services, programs and facilities. Special Alcohol Funds are evenly distributed between the General Fund, Special Parks & Recreation Fund, and Special Alcohol Fund.

Tourism and Convention Fund (Fund 28): The Tourism and Convention Fund is used to account for monies derived from transient guest tax levied upon the gross rental receipts paid by guests for lodging to be used for promotion of tourism, conventions, and economic development.

Parks & Recreation Impact Fee Zone Funds (Fund 40, 41 and 42): To account for monies provided by park impact fees imposed on new development and expended on parks and recreation facilities.

Street Tree Zone Funds (Fund 43, 44 and 45): To account for monies received from building permits for the purpose of financing the landscaping of street-side property.

Transportation Improvement Plan Zone Funds (Fund 46, 47, 48): To account for monies provided by traffic impact fees imposed on new development and expended on transportation operational improvements.

Neighborhood Revitalization Fund (Fund 50): The Neighborhood Revitalization Fund provides for revitalization efforts to improve neighborhoods and continue the City's reputation as a safe, attractive and friendly community. The incentives encourage property owners to reinvest and increase the assessed value of their properties.

Fund Descriptions

City Center TIF Fund (Fund 51): To account for monies received from the County for the TIF property tax increment to reimburse the developer for certified costs associated with the City Center TIF District.

City Center East TIF Fund (Fund 52): To account for monies received from the County for the TIF property tax increment to reimburse the developer for certified costs associated with the City Center East TIF District.

Mining TIF District Fund (Fund 53): To account for monies received from the County for the TIF property tax increment to reimburse the developer for certified costs associated with the Mining TIF District.

Ridgeview Mining TIF District Fund (Fund 54): To account for monies received from the Tax Increment Financing District for the purpose of redevelopment in the area southwest of the intersection of Prairie Star Parkway and Renner Boulevard.

Orchard Corners CID Fund (Fund 56): To account for monies received from the Orchard Corners Community Improvement District which is funded by an additional 1% sales tax in the district area.

Prairie Creek CID Fund (Fund 57): To account for monies received from the Prairie Creek Community Improvement District which is funded by an additional 1% sales tax in the district area.

Quivira 95 CID Fund (Fund 58): To account for monies received from the Quivira 95 Community Improvement District which is funded by an additional 1% sales tax in the district area.

Greystone Plaza CID Fund (Fund 59): To account for monies received from the Greystone Plaza Community Improvement District which is funded by an additional 1% sales tax in the district area.

City Center East #1 CID Fund (Fund 61): To account for monies received from the City Center East #1 Community Improvement District which is funded by an additional 1% sales tax in the district area.

City Center East #2 CID Fund (Fund 62): To account for monies received from the City Center East #2 Community Improvement District which is funded by an additional 1% sales tax in the district area.

I-35 and 95th Street TIF Fund (Fund 63): To account for monies received from the Tax Increment Financing District for the purpose of redevelopment in the area near the intersection of 95th Street and Interstate 35.

SpringHill Suites CID Fund (Fund 64): To account for monies received from the SpringHill Suites Community Improvement District which is funded by an additional 1% sales tax in the district area.

Fund Descriptions

Candlewood Suites CID Fund (Fund 65): To account for monies received from the Candlewood Suites Community Improvement District which is funded by an additional 1% sales tax in the district area.

Holiday Inn Express CID Fund (Fund 66): To account for monies received from the Holiday Inn Express Community Improvement District which is funded by an additional 1% sales tax in the district area.

Sonoma Plaza CID Fund (Fund 67): To account for monies received from the Sonoma Community Improvement District which is funded by an additional 1% sales tax in the district area.

City Center Area E CID Fund (Fund 68): To account for monies received from the Lenexa City Center Area E Community Improvement District which is funded by an additional 1% sales tax in the district area.

Lenexa Point CID Fund (Fund 69): To account for monies received from the Lenexa Point Community Improvement District which is funded by an additional 1% sales tax in the district area.

Stormwater Management Fund (Fund 80): The Stormwater Management Fund is used to account for revenues from stormwater utility charges, capital charges, General Fund revenues and grant funds to provide a systematic, economical and environmentally sensitive means for managing stormwater.

Rec Center Fund (Fund 82): The Rec Center Fund is used to account for monies received from memberships, passes, and class fees at the Lenexa Rec Center.

Department Descriptions

DEPARTMENT NUMBER	DEPARTMENT DESCRIPTION
01	Executive
03	Transfers
05	Economic Development
10	Finance
11	Human Resources
15	Information Technology
18	Legal
20	Community Development
30	Fire
35	Police
38	Emergency Management
40	Municipal Services
50	Parks & Recreation
70	Debt Service

Division Descriptions

DIVISION NUMBER	DIVISION DESCRIPTION
010	Governing Body
011	City Administrator
012	Communications
013	Court
014	City Clerk
015	Public Market
030	Transfers
051	Economic Development-Community Improvement District
052	Economic Development-Neighborhood Revitalization District
053	Economic Development-Tax Increment Financing
054	Economic Development-Convention & Visitors Bureau
055	Economic Development-Economic Development Council
056	Economic Development-Other
100	Finance
110	Human Resources - Administration
111	Human Resources - Recruiting
150	Information Technology
180	Legal - Administration
181	Legal - Prosecution
200	Community Development - Administration
201	Community Development - Community Standards
202	Community Development - Building Inspect
203	Community Development - Land Use
204	Community Development - Engineering
300	Fire - Administration
301	Fire - Operations
302	Fire - Planning
303	Fire - Logistics
350	Police - Administration
351	Police - Investigations
352	Police - Patrol
380	Emergency Management
400	Municipal Services - Administration
401	Municipal Services - Highways & Streets
402	Municipal Services - Traffic
403	Municipal Services - Facilities
404	Municipal Services - Fleet
405	Municipal Services - Stormwater
406	Municipal Services - Parking Structure

Division Descriptions

500	Park & Rec - Administration
501	Parks & Recreation - Maintenance
502	Parks & Recreation - Programming
503	Parks & Recreation - Events
504	Parks & Recreation - Active Adults
505	Parks & Recreation - Youth
506	Parks & Recreation - Art & Enrichment
507	Parks & Recreation - Program Nature
508	Parks & Recreation - Sports
509	Parks & Recreation - Pool
510	Parks & Recreation - Fitness
700	Debt Service

Org Code Descriptions

ORG NUMBER	ORG DESCRIPTION
01	General Fund
01010000	Governing Body
01011000	City Administration
01012000	Communications
01013000	Court
01014000	City Clerk
01015000	Public Market
01030000	Transfers
01100000	Finance
01110000	Human Resources- Administration
01111011	Human Resources- Recruiting
01150000	IT - Administration
01150012	IT - Support Services
01150013	IT - Data/Analytics
01150014	IT - Infrastructure
01180000	Legal - Administration
01181000	Legal - Prosecution
01200000	Community Development - Administration
01201000	Community Development - Comm Standards
01202000	Community Development - Building Inspection
01203000	Community Development - Land Use
01204000	Community Development - Engineering
01300000	Fire - Administration
01300001	Fire - Domestic Preparedness
01300302	Fire - Occupational Safety
01300303	Fire - Prof Development
01301000	Fire Operations - Administration
01301305	Fire Operations - Technical Rescue
01301306	Fire Operations - Haz Mat
01302000	Fire Planning - Administration
01302310	Fire Planning - Prevention
01302311	Fire Planning - Investigation
01302312	Fire Planning - Education
01303314	Fire Logistics - Vehicles
01303316	Fire Logistics - Equipment
01303318	Fire Logistics - EMS Training
01303500	Fire Logistics - Facilities
01350000	Police - Administration

Org Code Descriptions

ORG NUMBER	ORG DESCRIPTION
01350401	Police - Administration Towers
01351000	Police - Investigations
01352000	Police Patrol Administration
01352011	Police Patrol - Recruiting
01352307	Police Patrol - Bike
01352402	Police Patrol - K9
01352403	Police Patrol - Traffic
01352404	Police Patrol - Tactical
01352405	Police Patrol - Animal Control
01352406	Police Patrol - School Resource Officer
01352407	Police Patrol - Firearms
01352408	Police Patrol - Community Policing
01352409	Police Patrol - Training
01352410	Police Patrol - Directed Patrol Unit
01380000	Emergency Management
01400000	Municipal Services - Administration
01401501	Municipal Services - Highways & Streets Snow
01401502	Municipal Services - Highways & Streets
01402503	Municipal Services - Traffic Street Light
01402504	Municipal Services - Traffic
01403500	Municipal Services - Facilities
01404000	Municipal Services - Fleet
01406000	Municipal Services - Parking Structure
01500000	Park & Recreation - Administration
01501000	Parks & Recreation - Maintenance Administration
01501500	Parks & Recreation - Maintenance Facilities
01501601	Parks & Recreation - Maintenance Turf
01501602	Parks & Recreation - Maintenance Landscape
01501612	Parks & Recreation - Building Services
01502000	Parks & Recreation - Program Administration
01502612	Parks & Recreation - Program Custodial
01502613	Parks & Recreation - Thompson Barn
01502614	Parks & Recreation - Other
01502653	Parks & Recreation - National Guard Armory
01503610	Parks & Recreation - Farmers Market
01503611	Parks & Recreation - Movie in the Park
01503615	Parks & Recreation - BBQ
01503616	Parks & Recreation - Chili
01503617	Parks & Recreation - Community Days
01503618	Parks & Recreation - Cupid Gem
01503619	Parks & Recreation - Enchanted Forest
01503620	Parks & Recreation - Freedom Run

Org Code Descriptions

ORG NUMBER	ORG DESCRIPTION
01503621	Parks & Recreation - Holiday Light
01503622	Parks & Recreation - May Music
01503623	Parks & Recreation - Other events
01503624	Parks & Recreation - Bike Ride
01503625	Parks & Recreation - Spinach
01503626	Parks & Recreation - Senior Banquet
01503627	Parks & Recreation - Tails on Trails
01503656	Parks & Recreation - Bridal Show
01504628	Parks & Recreation - Adult Fitness
01504629	Parks & Recreation - Senior Programs
01504630	Parks & Recreation - Adult Sports
01504631	Parks & Recreation - Adult Trips
01504632	Parks & Recreation - Other
01505634	Parks & Recreation - Youth Sports
01505635	Parks & Recreation - Arts & Crafts
01505636	Parks & Recreation - Camps & Shows
01506637	Parks & Recreation - Programs Art Council
01506638	Parks & Recreation - Programs Cook
01506640	Parks & Recreation - Programs Dance
01506654	Parks & Recreation - Get Outdoors
01506655	Parks & Recreation - Art & Wine Fair
01506658	Parks & Recreation - Community Symphony
01507642	Parks & Recreation - Programs Nature
01507643	Parks & Recreation - Community Gardens
01508645	Parks & Recreation - Tennis
01509646	Parks & Recreation - Swimming Pools
01509647	Parks & Recreation - Pool Ad Astra
01509648	Parks & Recreation - Pool Flat Rock Creek
01509649	Parks & Recreation - Pool Indian Trails
01509651	Parks & Recreation - Pool Swim Team
05	Debt Service Fund
05700000	Debt Service
06	TIF Debt Service Fund
06700000	TIF Debt Service
25	Special Highway Fund
25401502	Special Highway - Streets
26	Special Alcohol Fund
26350000	Drug & Alcohol Awareness
27	Special Parks & Recreation Fund
27501000	Special Parks & Recreation

Org Code Descriptions

ORG NUMBER	ORG DESCRIPTION
28	Tourism & Convention Fund
28054000	Economic Development-Convention & Visitors Bureau
28055000	Economic Development-Economic Development Council
28056000	Economic Development - Other
28500652	Parks & Recreation - Legler Barn
40	Parks & Recreation Impact Fee - Zone 1
40501703	PRIF Zone 1
40501709	PRIF Zone 1 - Arts
41	Parks & Recreation Impact Fee - Zone 2
41501704	PRIF Zone 2
41501710	PRIF Zone 2 - Arts
42	Parks & Rereation Impact Fee - Zone 3
42501705	PRIF Zone 3
42501706	PRIF Zone 3 - Arts
43	Street Tree Fund - Zone 1
43501706	Street Tree Zone 1
44	Street Tree Fund - Zone 2
44501707	Street Tree Zone 2
45	Street Tree Fund - Zone 3
45501708	Street Tree Zone 3
46	TIP Fee Fund - Zone 1
46402000	TIP Zone 1
47	TIP Fee Fund - Zone 2
47402000	TIP Zone 2
48	TIP Fee Fund - Zone 3
48402000	TIP Zone 3
50	Neighborhood Revitalization District
50052000	Economic Development - NRD
51	City Center TIF Fund
51053000	Economic Development - TIF
52	City Center East TIF Debt Fd
52053000	Economic Development - TIF
53	Mining TIF Fund
53053000	Economic Development - TIF
54	Ridgeview Mining TIF Fund
54053000	Economic Development - TIF
56	Orchard Corners CID Fund
56051000	Economic Development - CID
57	Prairie Creek CID Fund
57051000	Economic Development - CID
58	Quivira 95 CID Fund
58051000	Economic Development - CID

Org Code Descriptions

ORG NUMBER	ORG DESCRIPTION
59	Greystone Plaza CID Fund
59051000	Economic Development - CID
61	City Center East CID #1 Fund
61051000	Economic Development - CID
62	City Center East CID #2 Fund
62051000	Economic Development - CID
63	I-35 & 95th Street TIF
63053000	Economic Development - TIF
64	Springhill Suites CID
64051000	Economic Development - CID
65	Candlewood Suites CID
65051000	Economic Development - CID
66	Holiday Inn Express CID
66051000	Economic Development - CID
67	Sonoma Plaza CID
67051000	Economic Development - TIF
68	City Center Area E CID
68051000	Economic Development - TIF
69	Lenexa Point CID
69051000	Economic Development - TIF
80	Stormwater Oper Fund
80000000	Stormwater - GAAP
80405000	Stormwater - Administration
80405500	Stormwater - Maintenance
80405550	Stormwater - Development
80700000	Stormwater - Debt Service
82	Rec Center Fund
82500001	Rec Center - Administration
82500008	Rec Center - Customer Service
82501001	Rec Center - Facilities
82502659	Rec Center - Building Services
82503000	Rec Center - Rentals & Events
82506000	Rec Center - Enrichment
82506636	Rec Center - Camps
82506641	Rec Center - Dance
82508660	Rec Center - Sports
82509661	Rec Center - Pools
82510000	Rec Center - Fitness

Expenditure Object Code Definitions

Obj Code	Description	Definitions
Personnel Services		
51000	Wages	
51100	Regular salary/wages	Regular hourly and salaried employee wages.
51110	Overtime/Shift/Hazard	Overtime/shift/hazard pay.
51115	Holiday	Includes all salary wages paid to full time and regular part time employees who work a holiday.
51120	Allowances	Includes monetary allowances paid to employees for tools, clothing, and car allowances. (Mileage reimbursements not included)
51123	Vacation Final Payout	Includes vacation time paid out to employees when they terminate
51125	Education	Include expenditures associated with higher education or certification courses attended with a successful completion of course. The courses should be designed to increase the employee's level of skill or expertise. (College courses or certification programs)
51130	Compensation Reserve	Reserve funds set aside for pay plan adjustments and salary increases.
51200	Overtime - Fire	
51202	Overtime - Fire inspection	Fire Overtime wages paid as a result of business fire code inspections.
51204	Overtime - Automatic/Mutual Aid	Fire Overtime wages paid as a result of a response outside of Lenexa city limits.
51206	Overtime - Call back	Fire Overtime wages paid as a result of an emergency call-back in Lenexa.
51210	Overtime - Fire investigation	Fire Overtime wages paid as a result of fire investigations.
51214	Overtime - Other	Fire Other overtime wages paid.
51216	Overtime - Premium Pay	Fire FLSA (Fair Labor Standards Act) 27 day cycle.
51218	Overtime - Program Management	Fire Overtime wages paid as a result of attending a committee meeting.
51220	Overtime - Public Education	Fire Overtime wages paid as a result of public education seminars/events.
51222	Overtime - Special Event	Fire Overtime wages paid as a result of working a city sponsored special event (BBQ, Freedom Run, etc.).
51226	Overtime - Training	Fire Overtime wages paid as a result of training.
51227	Overtime - Paramedic Coverage	Fire Overtime wages paid as a result of paramedic credentialing.
51500	Benefits	
51505	Employers FICA/OADSI	City's match of employees' social security wages (FICA), (old age portion).
51510	Employers FICA/Medicare	City's match of employees' social security wages (FICA), (Medicare portion).
51515	Employers KPERS	City's contributions for KPERS (Kansas Public Employees Retirement System).
51520	Employers KPERS W@R	City's contributions to KPERS for employees who are rehired after retirement.
51525	Employers KP&F	City's contributions for KP&F (Kansas Police and Fire Retirement System).
51530	Pension Plan	City's contributions to 401A plan and the city's contributions for the Defined Benefit Pension Plan which was frozen as of December 31, 2009.
51540	Workers Compensation	City's expenditures for Workers Compensation Insurance.
51545	State Unemployment	City's expenditures for State Unemployment Insurance (SUI).
51550	Health insurance	City's expenditure for group health insurance.
51555	Short term disability	City's expenditure for short term disability insurance coverage for full time employees.
51565	Life Insurance	City's expenditure for the city's group term life insurance policy.
51570	Employee Assistance Program	City's expenditure for the employee assistance program (EAP).
51575	Other Benefits	Miscellaneous other benefits provided for employees, such as taxable fringe benefits.
Contractual Services		
52100	Services	
52103	Animal boarding	Costs for animal impound services.
52104	Animal waste disposal	Costs for disposal of animal remains.
52106	Appraisal services	Costs of appraisal services for property.
52109	Auditing services	Costs for external auditing services.
52110	Banking services	Costs for banking fees and services.
52111	Bond counsel	Costs for bond counsel services related to debt issuance and economic development projects.
52118	Credit card processing	Costs for credit card processing services by merchant banks.
52120	CVB	Payments made to the Lenexa Convention & Visitor's Bureau.
52121	Dumpster - regular trash	Costs for regular trash service.
52122	Dumpster - program	Costs for the city's dumpster weekend program.
52123	Dumpster - spring clean up	Costs for the city's spring clean up program.
52124	EDC	Payments made to the Lenexa Economic Development Council.
52126	Engineering - Design	Costs for abstractors, architectural and engineering services.

Expenditure Object Code Definitions

Obj Code	Description	Definitions
52134	Human Resources services	Costs for third party services related to human resources functions.
52138	Insurance services	Cost for all insurance other than that related to personal services and torts (includes vehicle, property and liability coverage).
52140	Interpreter services	Costs for interpreter services.
52142	Investment fees	Costs for investment activity by the city.
52144	Janitorial services	Costs for janitorial services.
52146	Landfill disposal	Costs for disposal of asphalt and concrete tear out.
52148	Laundry/sanitation services	Includes vehicle wash, towel and floor mat service, laundering of firemen's bedding and uniform dry-cleaning or laundering.
52150	Legal services	Costs for legal services other than bond counsel.
52153	Medical services	Costs for medical services provided to the city in reference to the city's health and wellness program.
52154	Mowing (weeds)	Costs for third party mowing services (includes weed ordinance enforcement).
52155	Mowing (Nuisance)	Costs for third party to remove/clean up trash.
52156	Offsite storage	Costs for storing materials at offsite locations.
52158	Other financial services	Costs for other financial services not otherwise classified.
52159	Other professional services	Costs for other services not otherwise classified.
52160	Payments to other agencies	Contributions paid to other agencies (includes Home Share, utility assistance, crossing guard services, interlocal agreements).
52162	Payroll processing/HRIS	Costs of services for payroll and human resource information services.
52164	Performer/Entertainer	Costs for third party contractors to perform at city events/programs.
52166	Photography services	Costs for photo services.
52168	Pre-employment screenings	Costs for pre-employment screenings.
52169	Pre-employment labs	Costs of lab services required for employment.
52170	Pre-employment physicals	Costs of physicals required for employment.
52171	Pre-employment drug screen	Costs of drug screening required for employment.
52172	Prisoner boarding	Costs paid to Johnson County for prisoner incarceration.
52174	Public defender	Costs for public defender for court proceedings.
52178	Temporary agencies	Includes payments to temporary agencies and others on a fee basis for temporary labor assistance.
52180	Third party outsourcing	Costs to a third party agency for services not otherwise classified.
52184	Tub grinder	Cost for equipment used to mulch small trees and branches.
52190	LAN support	Costs of a third party agency to analyze, design, implement and support a local area network.
52194	PC/printer support	Costs of a third party agency for personal computer (PC) and printer installation, configuration and support.
52196	Server support	Costs of a third party agency to support server installations, configuration and upgrades, supplemental staffing and technical support.
52198	Video transmission support	Costs of a third party agency for analyzing, designing, implementing and support of a video transmission system and equipment.
52199	WAN support	Costs of a third party agency for analyzing, designing, implementing and support of a wide area network.
52200	Taxes	
52205	Taxes - Property	General property taxes paid for city-owned property.
52210	Taxes - Special Assessments	Special assessment taxes paid for city-owned property located in special benefit districts.
52215	Taxes - Stormwater	Stormwater fees paid for city-owned property (billed on the property tax bill).
52220	Taxes - Wastewater	Wastewater fees paid for city-owned property.
52222	Taxes - Other	Taxes paid that are not otherwise classified.
52300	Training/Travel/Meetings	
52302	Training/Travel/Mtgs - Per Diem	Costs for per diem paid for overnight travel.
52303	Meals/Food/Refreshments	Costs for meals and food not related to overnight travel.
52304	Training/Mtgs - Registration	Costs for conference and meeting registrations.
52306	Training/Travel - Airline	Costs of airline fees including baggage and check-in fees.
52308	Training/Travel - Mileage	Costs for mileage paid for travel and training activities (both local and overnight travel).
52310	Training/Travel - Parking	Costs of parking at airport and hotels.
52312	Training/Travel - Taxi	Costs for taxi service.
52314	Training/Travel - Tolls	Costs for tolls paid (both local and overnight travel).
52316	Training/Travel - Lodging	Costs for hotel charges for overnight travel.
52318	Training/Travel - Rental Car	Costs of rental cars (both local and overnight travel).
52320	Training/Mtgs - Hosted by city	Costs for events and meetings hosted by the city.
52322	Training - Materials	Costs of materials for training activities.

Expenditure Object Code Definitions

Obj Code	Description	Definitions
52324	Mileage - Other	Cost of mileage paid for activities other than travel and training (meetings, etc.).
52400	Maintenance Agreement	
52415	Maint Agrmnt - Equipment	Includes cost of maintenance contracts for city equipment.
52420	Maint Agrmnt - Facility	Cost of maintenance contacts/agreements related to facilities.
52422	Maint Agrmnt - Irrigation	Cost of maintenance contacts/agreements related to irrigation.
52424	Maint Agrmnt - Landscape	Cost of maintenance contacts/agreements related to landscape.
52430	Maint Agrmnt - Street	Cost of services for maintain streets including seal coating, etc.
52431	Maint Agrmnt - Street lights	Cost of maintenance contacts/agreements for street lights.
52440	Maint Agrmnt - LAN equipment	Costs of maintenance contacts/agreements associated with local area network equipment. This includes routers, switches, wireless AP's.
52444	Maint Agrmnt - PC software	Costs of maintenance contacts/agreements associated with software used on desktop, laptop, and tablet computing devices.
52446	Maint Agrmnt - Server software	Costs of maintenance contacts/agreements associated with software residing on servers. This includes server virtualization software, VDI software, backup software and server management software.
52448	Maint Agrmnt - Servers	Costs of maintenance contacts/agreements associated with server equipment. This includes physical servers and SAN equipment.
52454	Maint Agrmnt - Other software	Costs of maintenance contacts/agreements associated with software that does not reside on city owned servers, PC's, iPads, tablets, mobile phones, GPS receivers, etc.
52500	Utility Service	
52505	Cable	Cost for cable TV service.
52510	Electricity	Cost for electricity service.
52515	Gas	Cost for natural gas service.
52520	Mobile devices	Cost for mobile device service - phone, internet, iPads, etc.
52525	Other	Cost for utilities not otherwise listed in chart of accounts.
52530	Telephone	Cost for contractual telephone and teletype service, installation charges, leased communications system such as radio, and facsimile charges, etc.
52535	Trash	Cost of trash service.
52540	Wastewater	Cost of wastewater service.
52545	Water	Cost of water service.
52547	Telecommunications data charge	Costs associated with transmission of data-only devices such as mifi devices.
52551	Mobile device data plan	Costs associated with mobile device service for city business use.
52552	Domain fee	Costs associated with fees for domain names.
52553	Email & Calendaring	Costs associated with e-mail and calendaring services.
52555	Video transmission	Costs associated with recording video transmission.
52557	Internet Service provider	Costs associated with dial-up or direct service link costs when the service is provided by a non-city entity. (e.g. SureWest, TimeWarner, ComCast, AT&T, etc.)
52559	Data wiring	Costs associated with consultation, design, installation, or support for data wiring that is not part of a capital improvement project.
52561	Telephone wiring	Costs associated with consultation, design, installation, or support for telephone wiring that is not part of a capital improvement project.
52562	Cloud Storage	Virtual data storage hosted by a third party.
52563	Computer/data processing	Costs associated with processing charges for server services.
52564	LAN service	Costs associated with managed local area network services. Managed LAN services include hardware, systems level software, monitoring, hot spare replacement in case of failure, and end of life replacement. In a managed LAN service contract, the vendor retains ownership of the hardware/software and provides the staffing necessary to maintain the LAN platform. Do not use this account to record contracted personnel costs. Staffing to supplement agency LAN support staff should be recorded in account LAN support services.
52620	Rents/Leases	
52622	Rents - Range	Rental payments for firing range use (armory and rifle club).
52623	Rents - Facilities	Lease/rental payments related to facilities.
52624	Rents - Equipment	Rental payments on copy machines, postage meters, and vans/automobiles used for tours.
52625	Rents - Other	Costs for rental of equipment not otherwise listed in chart of accounts.
52648	Rents - Lease vehicle	Costs associated with vehicle rental and maintenance as set forth in a rent/lease agreement.
52700	Repair/Maintenance	

Expenditure Object Code Definitions

Obj Code	Description	Definitions
52702	Repair/Maint - Facilities	Includes costs of contracts to third party entities or city departments performing repair or maintenance to facilities (includes maintenance contracts).
52704	Repair/Maint - Equipment	Includes costs of contracts to third party entities or city departments performing repair or maintenance to equipment (includes maintenance contracts).
52706	Repair/Maint - Automotive	Includes costs of contracts to third party entities or city departments performing repair or maintenance to vehicles/automotive equip (includes maintenance contracts).
52708	Repair/Maint - Art	Includes costs of services performed by city department to maintain city art purchases.
52710	Repair/Maint - Comp equipment	Costs associated with the repair or maintenance of computing equipment.
52712	Repair/Maint - WAN equipment	Costs associated with the repair or maintenance of WAN equipment.
52714	Repair/Maint - Video trans equip	Costs associated with the repair or maintenance of video transmission equipment.
52716	Repair/Maint - LAN equipment	Costs associated with the repair or maintenance of LAN equipment.
52718	Repair/Maint - PC & printers	Costs associated with the repair or maintenance of PC's and multi-function printing equipment.
52719	Repair/Maint - Portable devices	Costs associated with repairs to portable devices (cell phones, tablets, ipads etc.)
52720	Repair/Maint - Servers	Costs associated with the repair or maintenance of servers.
52800	Advertising/Publications	Expenditures for publication of official notices, employment ads, program/function ads, and legal proceedings in newspapers and periodicals.
52805	Contingency - Governing Body	Funds set aside in Governing Body budget for contingencies.
52810	Copying/printing services	Cost of city printing such as letterhead, envelopes, business cards, banners, memo pads, flyers, newsletters, etc.
52815	Court/recording fees	Court costs incurred by the city and necessary fees for recording municipal information with Register of Deeds, Clerk of the District Court, etc.
52820	Dues/memberships	Includes membership fees and dues to professional organizations.
52825	Association dues	Includes membership fees for various association dues.
52830	Insurance - Property & Liability	Insurance on city owned property, buildings and their contents that indemnifies the city for its loss, or the loss of its income-producing ability, when the loss or damage is caused by a covered peril, such as fire or explosion; or insurance paying or rendering service on behalf of the city for loss arising out of legal liability to others.
52840	Licenses/certifications	Payments for license and certifications that are necessary to perform job functions.
52842	NRD Grant	Grant payments made as part of the Exterior Grant Program established in the Neighborhood Revitalization District.
52846	NRD Rebate	Property tax rebate payments made as part of the Rebate Program established in the Neighborhood Revitalization District.
52850	Postage/Shipping	Includes all costs for postage (including parcel post) and other shipping such as freight, express, and delivery service.
52855	Public Notices	Includes all costs to publish legal notices that are required by law or for notification purposes.
52857	Litigation	All expenses associated with investigating and litigating claims by or against the city, including attorney fees, deposition expenses, expert fees, copying charges, etc.
52859	Damages & tort claims	Includes all direct payments in settlement of damage and tort liability claims filed against the municipality.
52870	Subscriptions	Includes a subscription to newspapers, periodicals, books not intended for permanent library status, and CDs for reference tools.
52875	Subscription-service	Includes a subscription for on line service.
Commodities		
54100	Equipment	
54102	Equipment - Audio & video	The cost of books, films, and recordings used by city departments, which are equal to or less than \$10,000.
54104	Equipment - Automotive	The purchase of automobiles, commercial pickup trucks, motorcycles, vans etc. which are equal to or less than \$10,000.
54106	Equipment - Field	The purchase of equipment necessary for employees to work in the field, which are equal or less than \$10,000.
54108	Equipment - Office	The purchase of small equipment for office use which are equal or less than \$10,000.

Expenditure Object Code Definitions

Obj Code	Description	Definitions
54110	Equipment - Other minor	Includes cost of small equipment and tools totally depreciated in less than five years.
54112	Equipment - Shop	Nuts, bolts, screws, and other misc. parts.
54114	Equipment - Tools (hand/power)	Costs for small hand or power tools.
54150	Equipment - Computer	Costs associated with the purchase of repair parts for computers, telephone and other electronic equipment such as monitors, memory, motherboards, video cards, serial ports, parallel ports, hard drives, floppy drives, controllers, modems, network cards and other items necessary to repair failed electronic devices or components.
54152	Equipment - LAN	Costs associated with the purchase of local area network equipment not recorded in a more specific account.
54154	Equipment - Portable device	Costs associated with the purchase of portable devices.
54156	Equipment - Printer	Costs associated with the purchase of multi-function printing devices.
54158	Equipment - Server	Costs associated with the purchase of servers.
54160	Equipment - Video transmission	Costs associated with the purchase of video transmission equipment.
54162	Equipment - WAN	Costs associated with the purchase of WAN equipment.
54200	Software	
54204	Software - Other	Costs associated with software other than those residing on city owned devices.
54206	Software - Portable device	Costs associated with the purchase of commercial off the shelf software installed on PDA, phone, tablet.
54208	Software - Server	Costs associated with the purchase of commercial off the shelf software installed on a server.
54212	Software - Personal computer	Costs associated with the purchase of commercial off the shelf software loaded on a laptop or desktop personal computer.
54300	Supplies	
54302	Supplies - aggregates	A coarse material used in construction, including sand, gravel, crushed stone, slag, recycled concrete and geosynthetic aggregates.
54303	Supplies - ammunition	Purchase of bullets for police department.
54304	Supplies - asphalt	Material used for road and trail repairs.
54306	Supplies - asphalt release	Application applied to the truck beds, equipment and tools to prevent asphalt from adhering to the surface. Also used in the cleanup of trucks, equipment and tools after asphalt work is performed.
54308	Supplies - chemicals	Includes chemical supplies for use in cleaning, construction and any other necessary work.
54310	Supplies - computer	Hardware and miscellaneous parts used to maintain computer equipment.
54311	Supplies - mobile device	Supplies used to maintain mobile iphone and ipad devices.
54312	Supplies - concrete	Used for minor and major repairs and construction of roads, trails, curbs, gutters, ditch liners, retaining walls, sidewalks, and other misc. applications.
54314	Supplies - crack seal	Material used in our crack seal operations, part of the city's Pavement Management Program.
54316	Supplies - erosion control	Materials used to control stormwater runoff from construction sites which will help reduce water pollution and improve water quality in our natural resources.
54318	Supplies - facilities	Technical services supplies and parts.
54320	Supplies - field	Seed, bricks, trash bags, and misc. supplies.
54322	Supplies - ground	Weed and tree stump control.
54324	Supplies - herbicides	Weed killer and pesticides to kill unwanted plants.
54326	Supplies - iron/steel	Grader blades, reinforcing bars, fence and signposts, sheet steel, and manhole covers.
54328	Supplies - lumber	Includes lumber supplies.
54329	Supplies - Magnesium Chloride	Chemical used in snow and ice control efforts.
54330	Supplies - medical (disposable)	Drugs, medicines, laboratory, and first aid supplies.
54332	Supplies - medical (durable)	Medical supplies that are not disposable and do not quickly wear out.
54334	Supplies - motor vehicle	Tires, batteries, accessories for cars, trucks, motorcycles, tractors, etc. (includes oil, lubricants, antifreeze, and license plates).
54336	Supplies - office	Includes office stationery, forms, and small items of office equipment less than \$300 in value, and related stationery supplies.
54338	Supplies - oil tack	Material applied before placement of asphalt to make it adhere together and create a bond.
54340	Supplies - oper/maintenance	Traffic signal supplies, sweeper brooms.
54342	Supplies - other/misc	Includes agricultural supplies, chemicals, salts, household and institutional supplies, film, copier paper, typewriter and calculator ribbons, computer paper, and supplies.

Expenditure Object Code Definitions

Obj Code	Description	Definitions
54344	Supplies - pipe	Includes cast iron and other pipe supplies.
54346	Supplies - plant materials	Supplies used to maintain plantings.
54348	Supplies - propane	Used mainly in our pothole patch truck and oil distributor to heat the material.
54350	Supplies - rock	Used for ditch repairs, stormwater and street applications.
54351	Supplies - salt	Material used in snow and ice control efforts.
54352	Supplies - soil	Used for back fill, plant beddings, and general fill.
54356	Supplies - stormwater	Supplies and materials to maintain city owned stormwater BMPs.
54358	Supplies - streets	Includes concrete, cement, sand and aggregates, sealer, asphalt and other bituminous products, and street and traffic signs.
54405	Books/videos	The cost of books, films, and recordings used by city departments, which are less than \$10,000.
54407	Learning about Lenexa	Expenses incurred by providing the Learning about Lenexa program to area elementary schools.
54420	Fuel	Fuel to operate city vehicles and equipment (owned or leased).
54425	Furniture	Includes expenditures for desks, chairs, file cabinets, tables, coat racks, bookcases, and other furniture which are less than \$10,000.
54430	Merchandise for resale	Cost of purchasing pop, candy, gum, etc., for vending machines and pool concessions.
54432	Recognition	Includes employee appreciation and recognition expenditures.
54434	Recognition - Events	Cost of recognition supplies/gifts.
54442	Uniforms	Uniforms, safety shoes, gloves, and all safety related apparel for city employees.
54444	Uniforms - Boots	Cost of boot replacement for employees.
54446	Uniforms - Jackets/Bibs	Cost of jackets/bibs replacement for employees.
54448	Uniforms - Clothing	Cost of uniforms for employees.
Capital Outlay		
55100	Equipment (Capital)	
55105	Equipment - Audio & Video	Telephones, mobile phones, cellular phones, papers, hi-ban communication equipment, amplifiers, console and control equipment, televisions, videocassette recorders, radios, overhead projectors, slide projectors, and any other equipment of this type (cost in excess of \$10,000).
55110	Equipment - Automotive	The purchase of automobiles, commercial pickup trucks, motorcycles, vans, etc. (cost in excess of \$10,000).
55115	Equipment - Heavy Motorized	Includes expenditures for vehicles such as dump trucks, patch trucks, tractors, loader, backhoes, paving rollers, and other self-propelled machines and equipment, fire trucks, and ambulances (cost in excess of \$10,000).
55125	Equipment - Other Capital	All capital equipment items not otherwise classified, such as plows, trailers, etc. (cost in excess of \$10,000).
55135	Equipment - Computer	Personal computers, mini computers, mainframe computers, monitors, file servers, printers, network management hardware, and all other (cost in excess of \$10,000).
55140	Equipment - LAN	Specialized computer equipment (cost in excess of \$10,000).
55155	Equipment - Server	Costs associated with the purchase of physical server chassis/equipment (cost in excess of \$10,000).
55200	Software	
55210	Software - Personal computer	Costs associated with the purchase of software designed to be implemented on a personal computer or laptop (cost in excess of \$10,000).
55220	Software - Server	Costs associated with the purchase of software designed to be implemented on servers. This includes server virtualization, VDI, server management, and server backup software (cost in excess of \$10,000).
55230	Software - Other	Costs associated with the purchase of software needed for city business that is not installed on city equipment (cost in excess of \$10,000).
55302	Art	Costs associated with the purchase of art (cost in excess of \$10,000).
55305	Building	Acquisition of, or the construction, alteration or other improvements to municipal buildings (cost in excess of \$10,000).
55315	Furniture & Fixtures	Includes expenditures for desks, chairs, file cabinets, tables, coat racks, bookcases, and other furniture and fixtures (cost in excess of \$10,000).
55340	Streets	Cost to construct streets and roads (cost in excess of \$10,000).
55400	Land settlements	
55402	Easement - permanent	Permanent land right of way settlements.
55810	Development, Economic	Reimbursements of developer costs incurred for economic development projects (CID, TIF, etc.).

Expenditure Object Code Definitions

Obj Code	Description	Definitions
Debt Service		
60105	Interest	Interest paid on bonds.
60210	Principal Redemption	Repayment of debt principal.
Transfers		
70100	Transfer of Funds	
70104	Transfer out - CIF	Transfer of funds to the Capital Improvement Fund.
70110	Transfer out - FMF	Transfer of funds to the Facilities Maintenance Fund.
70112	Transfer out - ERF	Transfer of funds to the Equipment Reserve Fund.
70116	Transfer out - Stormwater	Transfer of funds to the Stormwater Fund.
70118	Transfer out - TIF	This represents a "set-aside" of funds acknowledging that the city will not receive a portion of the property taxes paid by landowners within the city's active TIF districts.
70122	Transfer out - Rec Center Fund	Transfer of funds to the Rec Center Fund.
70500	Transfer out - FB Reserve	Transfer of funds from the fund balance reserve account.
70900	Transfer out - Accrual	Amount accrued in the general fund to be transferred to the CIF fund for the 3/8 cent sales tax accrual at year end.

Revenue Object Code Definitions

Obj Code	Description	Definitions
Property Tax		
41100	Property Tax	
41110	Property Tax - Current	All taxable and real property within the corporate limits of the city is subject to ad valorem taxation, a tax based on the assessed value of the property. Collected and distributed by the Johnson County Treasurer.
41115	Property Tax - Delinquent	Those taxes that are not paid in the year in which they are due.
41120	Property Tax - TIF Current	Property taxes received from Johnson County for the TIF property tax increment.
41125	Property Tax - TIF Delinquent	TIF property tax increment taxes that are not paid in the year in which they are due.
41130	Property Tax - SA Current	Taxes that are levied against specific property owners within a district where a public improvement has occurred and is deemed to benefit primarily those property owners.
41135	Property Tax - SA Delinquent	Those special assessment taxes that are not paid in the year in which they are due.
41140	Property Tax - NRD Current	Property taxes received from Johnson County for properties within the Neighborhood Revitalization District.
41145	Property Tax - NRD Delinquent	Those taxes that are not paid in the year in which they are due for the Neighborhood Revitalization District.
41200	PILOT - Payment in lieu of taxes	Revenues received from tax abated properties.
Non-Property Tax		
42100	Franchise Tax	
42105	Franchise Tax - Communications	A tax established for the communication company to operate and maintain services in the city (a percentage of gross receipts).
42110	Franchise Tax - Gas	A tax established for the gas company to operate and maintain services in the city (a percentage of gross receipts).
42115	Franchise Tax - Electric	A tax established for the electric company to operate and maintain services in the city (a percentage of gross receipts).
42120	Franchise Tax - Other	A tax established for collection boxes put in city right-of-way.
42124	Franchise Tax - Gas Accrual	Amount of gas franchise tax accrued at the end of the year.
42126	Franchise Tax - Electric Accrual	Amount of electric franchise tax accrued at the end of the year.
42128	Franchise Tax - Communications Accrual	Amount of communications franchise tax accrued at the end of the year.
42200	Tax - Motor Vehicle Excise	An annual tax levied upon motor vehicles payable at the time of making application for the registration of the vehicle.
42205	Tax - Recreational Vehicle	An annual tax levied upon a motorized recreational vehicles payable at the time of making application for the registration of the vehicle.
42208	Tax- Watercraft	An annual tax levied upon boats payable at the time of making application for the registration of the boat.
42210	Tax - Heavy Truck	Personal property tax imposed upon motor vehicles having a gross vehicle weight of more than 12,000 pounds but less than 20,001 pounds. The Johnson County Treasurer distributes this tax.
42215	Tax - Rental Excise	Taxes charged on rental of vehicles.
42217	Tax - Commercial motor vehicle	An annual tax placed on a motor vehicle having a gross weight of more than 10,000 pounds whether operated by for-hire or private carriers in either interstate or intrastate commerce.
42310	Tax - Sales Tax City	
42311	Tax - Sales Tax City General	This tax is a percentage of all retail sales within the city and distributed by the state. As of October 2000, the city's portion increased from 1.00 to 1.125%.
42312	Tax - Sales Tax City 3/8	This tax is a 3/8-cent sales tax which helps maintain the city's roads, improve existing park facilities and provide new recreational opportunities.
42320	Tax - Sales Tax County	This tax is a percentage of all retail sales within Johnson County and distributed by the state.
42330	Tax - Compensating Use	
42331	Tax - Compensating Use General	A tax placed on equipment or materials purchased outside the state for use in the city or county on which no sales tax was paid.
42332	Tax - Compensating Use 3/8	This tax is a 3/8-cent sales tax on purchases outside the state for use in the city or county which no sales tax was paid. This tax helps maintain the city's roads, improve existing park facilities and provide new recreational opportunities.
42334	Tax - Compensating Use County	A tax placed on equipment or materials purchased outside the state for use within Johnson County on which no sales tax was paid.
42336	Tax - Sales Tax City Accrual	Amount of city sales tax accrued at the end of the year.
42338	Tax - Sales Tax County Accrual	Amount of county sales tax accrued at the end of the year.
42340	Tax - Compensating Use Accrual	Amount of compensating use tax accrued at the end of the year.
42342	Tax - Sales Tax City 3/8 Accrual	Amount of 3/8 city sales tax accrued at the end of the year.

Revenue Object Code Definitions

Obj Code	Description	Definitions
42344	Tax - Compensating Use 3/8 Accrual	Amount of 3/8 compensating use tax accrued at the end of the year.
42410	Tax - Special Liquor	A revenue tax received from the state's tax on the sale of liquor sold in private clubs. The money must be allocated 1/3 to the General Fund, 1/3 to Special Parks & Recreation Fund and 1/3 to Special Alcohol Fund.
42411	Tax - Special Liquor Accrual	Amount of special liquor tax accrued at the end of the year.
42415	Tax - Gasoline	Monies levied by the State of Kansas (motor fuel tax) to be used for constructing, maintaining, and repairing streets and highways.
42416	Tax - Gasoline Accrual	Amount of gasoline tax accrued at the end of the year.
42420	Tax - Transient Guest	A state tax levied on the gross receipts of hotels, motels or tourist courts inside the city limits.
42421	Tax - Transient Guest Accrual	Amount of transient guest tax accrued at the end of the year.
42425	Tax - Excise	A tax levied on act of platting real property in the city to raise general revenues for transportation improvement in the city.
Licenses & Permits		
43100	Licenses	
43110	License - Animal	Any persons owning a cat or dog over six months old must obtain a license for that animal.
43125	License - Liquor	All Class A and Class B private clubs within the city are subject to a state liquor license.
43130	License - CMB	License for the sale and distribution of any 3.2% beer or wine coolers.
43135	License - CMB Stamp	Any person who obtains a liquor license must also obtain a Cereal Malt Beverage (CMB) stamp from the State of Kansas. Monies are collected by the city and returned to the state.
43140	License - Drinking	Any person operating a private club or drinking establishment to sell or serve any alcoholic liquor or cereal malt beverage must obtain a license.
43145	License - Business	Any person, either as a principal officer, agent or employee who conducts, pursues, carries on or operates in the city any business trade, occupation or profession, or furnish any services shall obtain an occupation license annually.
43150	License - Massage Therapy	Any license provided to an individual or business for massage therapy.
43155	License - Refuse Hauling	Any business establishment which handles refuse must first obtain a license.
43157	License - Other	Any license provided to an individual or business that is not otherwise classified.
43200	Permits	
43205	Permit - Building	Any person, firm or corporation desiring to erect, construct, enlarge, alter, repair, move, improve, remove, convert, demolish, equip, use, occupy, or maintain any building or structure within the city, or allow the same to be done, must acquire a permit.
43210	Permit - Erosion Sediment Control	Permits issued to ensure that erosion sediment control measures are properly installed.
43215	Permit - Burn	Permits issued by the fire department for outside burning by residents and businesses.
43220	Permit - Blast	Permits issued by the fire department for the purpose of construction excavation by licensed blasters.
43225	Permit - Public Improvements	Permits issued for the work on privately funded public improvements within the city.
43227	Permit - Site Development	Permit for installation of private infrastructure on "private" commercial development projects.
43235	Permit - Oversize/Overweight	Any person, firm or corporation who operates a truck in excess of stated rate within the corporate boundaries of the city.
43242	Permit - ROW	Monies received from utility construction companies for having city mark all underground utilities before digging begins.
43245	Permit - Security	Any person, firm or corporation who engages in a business for hire to provide a protection service for the property of others and whose duties and activities in that connection include patrolling, guarding, or watching the property of the subscriber must first acquire a permit.
43250	Permit - Alarm Registration	Any person, firm, or corporation who possesses or operates an alarm system designed with the intent of eliciting a police or fire response must first obtain a permit.
43265	Permit - Sign	Revenue receipts for the issuance of a permit allowing a sign/monument to be erected.

Revenue Object Code Definitions

Obj Code	Description	Definitions
43950	Permit - Other	Any permit that is provided to an individual or business that is not otherwise classified.
Intergovernmental		
44100	Intergovernmental	
44200	Grants	
44205	Grant - Federal	Grant revenue received from the Federal Government.
44220	Grant - Federal STEP	Grant revenue received from federal funds through the State of Kansas Department of Transportation for Special Traffic Enforcement Programs.
44225	Grant - Federal JAG	Grant revenue received from the Justice Assistance Grant Program, which provides states, tribes, and local governments with critical funding necessary to support a range of programs.
44230	Grant - Federal Recovery JAG	Grant revenue received from the Recovery Justice Assistance Grant Program, which provides states, tribes, and local governments with critical funding necessary to support a range of programs.
44240	Grant - SW BMP Cost Share	Grant revenue received for reimbursement to Johnson County citizens a portion of their stormwater efforts, such as rain gardens or rain barrels.
44250	Grants - State	Grant revenue received from the State of Kansas.
44260	Grant - CARS	Grant revenue received from the Johnson County Assistance Road System program.
44265	Grant - SMAC	Grant revenue received from the Johnson County Stormwater Management Advisory Council.
44270	Grant - CDBG	Grant revenue received from the Community Development Block Grant program.
Charges for Services		
45005	Fee - Fingerprint	Monies received from finger printing.
45010	Fee - PD Accident Report	Monies received from requested accident reports.
45011	Fee - PD Discovery	Monies received from providing CD's/ DVD's containing photos, video, and or audio to the defense regarding a filed case.
45012	Fee - PD Discovery Accident Rpt	Monies received for providing accident reports to the defense regarding a filed case.
45013	Fee - PD Open Records Request	Monies received from providing accident reports to the defense regarding a filed case.
45014	Fee - PD Discovery Offense Rpt	Monies received for providing offense reports to the defense regarding a filed case. (No longer used. See 45013)
45016	Fee - PD Discovery Photo DVD	Monies received for providing DVDs containing photos to the defense regarding a filed case. (No longer used. See 45011)
45018	Fee - PD Discovery Postage	Monies received from postage and handling fees for discovery information supplied to the defense regarding a filed case. (No longer used. See 45011)
45020	Fee - PD Discovery Tape DVD	Monies received for providing DVDs containing video and/or audio tapes to the defense regarding a filed case. (No longer used. See 45011)
45035	Fee - Police Report	Reports supplied by the police department to persons requesting such information.
45050	Fee - Ambulance Service	Monies received from ambulance service.
45060	Fee - Standby	Monies received from public service personnel on stand by at an event other than city sponsored.
45110	Fee - Planning Commission	Monies received from filing charges with the Planning Commission.
45112	Fee - Preliminary plan/plat	Fees received for preliminary plan drawings to determine if design is suitable to the land and complies with the regulations for the proposed development on a specific site and usually contain preliminary information regarding project boundaries, building footprints, parking area layout, landscape and drainage plans. These plans are considered preliminary as they may change slightly when submitted for final plan. In some instances, a preliminary plan may act as a preliminary plat.
45113	Fee - Final plan	Fees received for final plan drawings to determine if design is suitable to the land and complies with the regulations for the proposed development on a specific site and contain information regarding project boundaries, building footprints, parking area layout, landscape and drainage plans. These plans are the final approved plans for the development.
45114	Fee - Final plat	Fees received for preliminary/final plat drawings for proposed development on a specific site showing the subdivision of land into multiple lots or parcels with companion street rights-of-way and utility easements to serve the area.
45115	Fee - Rezoning	Monies received from filing charges for rezoning property.

Revenue Object Code Definitions

Obj Code	Description	Definitions
45116	Fee - SUP	Fees received for land uses that are not always in harmony with those that are "permitted" in a standard zoning district classification. Certain "special uses" may be considered and approved for a particular zoning district.
45117	Fee - Board of Zoning Appeals	Monies received from filing charges with the Board of Appeals.
45118	Fee - Staff review	Monies received from staff review fees.
45120	Fee - Plan	Monies received from processing fees for review of plans
45122	Fee - Code Enforcement Admin	Fees charged on abatement bills to help cover administrative costs.
45124	Fee - Rental Inspection	Monies received from inspection of rental properties.
45126	Fee - Special Events	Monies received for special event permits.
45128	Fee - Vacation Petition	Monies received for filing fees for petition to vacate easements and right of ways.
45152	Fee - Court Appointed Attorney	Fees charged to indigent defendants to reimburse the city for the expense incurred with a court appointed attorney.
45154	Fee - Court Cost	Monies received to help with the cost of operating the court system.
45156	Fee - Court Fingerprint	Monies received from finger/palm printing.
45158	Fee - Diversion	Fees paid by any person entering into a diversion agreement in lieu of further criminal proceedings.
45160	Fee - Monitoring	Fees paid by any person for court supervision services while on diversion or probation.
45210	Fee - CID Administrative	Administrative fee received from the Community Improvement Districts.
45215	Fee - Economic Development	Application fees associated with economic development programs.
45220	Fee - IRB	A closing fee for industrial revenue bond proceeds.
45230	Fee - NRD application	Fee received from the Neighborhood Revitalization District application.
45232	Fee - Other	Fees that are not otherwise classified.
45235	Fee - TIF Administrative	Administrative fee received from the Tax Increment Financing Districts.
45405	Fee - Dumpster	Fees charged per truckload for participants in the city's trash dumpster program.
45415	Fee - Fuel	Fees charged for providing fuel for ambulances.
45420	Fee - Stormwater Capital	Fee imposed on new development established to pay capital improvement and debt service costs associated with stormwater facilities that serve the development. The fee is calculated based upon the impervious surface included on the new development site.
45422	Fee - Stormwater Service	Service fees imposed on property tax for the use of stormwater improvements.
45424	Fee - Stormwater Service Delinq	Stormwater service fees that are not paid in the year in which they are due.
45430	Fee - TIP	Traffic impact fees imposed on new development and expended on transportation operational improvements.
45510	Fee - Park Impact	Fees received from new development and expended on parks and recreation facilities.
45520	Fee - Street Tree	Fees received from building permits for the purpose of financing the landscaping of street-side property in areas under development.
45550	Fee - Public Market Events/Classes	Fees received from the Public Market events and classes
45599	Coupons - Rec Center	Coupons for free day passes at the Lenexa Rec Center
45601	Fee - Membership	Fees received from membership at the Lenexa Rec Center
45602	Program - Adult	Monies received from recreation programs offered to adults, excluding senior citizens.
45604	Program - Adult Sports	Monies received from adult sport team entry fees.
45606	Program - Health & Fitness	Monies received from health and wellness classes.
45608	Program - Lenexa Arts Council	Monies received from the Lenexa Art Council programs.
45610	Program - Naturalist class	Monies received from naturalist classes, which are offered by Parks and Recreation.
45612	Program - Other	Monies received from other classes/events not listed.
45614	Program - Senior Citizen	Monies received from senior citizen classes/events.
45616	Program - Senior Taxi	Monies received from senior citizen's taxi services.
45617	Program - Kids Day Out	Monies received from kids day out services.
45619	Program - Ball Hockey	Monies received from ball hockey programs.
45620	Program - Special Population	Monies received from recreation programs offered to persons with handicaps.
45621	Program - Spring Break Camp	Monies received from spring break camp.
45622	Program - Sports & Athletics	Monies received from sports and athletic team and individual entry fees.
45623	Program - Winter Break Camp	Monies received from winter break camp.
45625	Program - Karate	Monies received from karate programs.
45626	Program - Tennis	Monies received from the tennis lesson programs.
45628	Program - Tennis Court Lights	Monies received from lights placed at tennis courts for the participant's use.
45629	Program - Third Party Camps	Monies received from camp programs.
45630	Program - Theatre	Monies received from theatre programs sponsored by the Lenexa Community Center.
45632	Program - Tournaments	Monies received from city sponsored tournaments.

Revenue Object Code Definitions

Obj Code	Description	Definitions
45634	Program - Trips & Tickets	Monies received from trip reservations and ticket sales.
45635	Program - Pickleball	Monies received from pickleball programs.
45636	Program - Volleyball	Monies received from volleyball team entry fees.
45637	Program - Soccer	Monies received from soccer programs.
45638	Program - Youth	Monies received from recreation programs offered to youths.
45639	Program - Gym for me	Monies received from the gym for me programs.
45640	Fee - Child Care	Monies received from Rec Center users for participation in the child care watch.
45641	Fee - Day Pass	Monies received for admission to the Rec Center for non-members who are Lenexa residents.
45642	Fee - Personal Training	Monies received for personal training sessions.
45643	Fee - Fitness Fee Group X	Monies received for participation in group exercise classes.
45644	Fee - Special Classes	Monies received for participation in special classes.
45645	Fee - Sports Leagues	Monies received for participation in sports leagues.
45646	Fee - Sports Participants	Monies received for participation in sports classes.
45647	Fee - Birthday Parties	Monies received for rental of party rooms.
45648	Fee - Events	Monies received for participation in other events at the Rec Center.
45649	Fee - Dance	Monies for participation in dance classes.
45650	Fee - CPR	Fees received from CPR class fee.
45651	Fee - Art Classes	Monies received for participation in art classes.
45652	Fee - Camps	Monies received for participation in parks & recreation camps.
45653	Fee - Enrichment	Monies received for participation in enrichment classes.
45654	Fee - Day Pass non residents	Monies received for admissions to the Rec Center for non members who are not Lenexa residents.
45660	Fee - Scholarship (memberships)	The portion of money received from members who receive membership scholarships.
45661	Fee - Scholarship (Programs)	The portion of money received from participants who receive Parks program scholarships.
45665	Fee - Silver Sneakers	Monies received from the SilverSneakers program which encourages older adults to participate in physical activities that will help them to maintain greater control of their health.
45700	Rental - Parks	
45710	Rental - Beer Waiver	Monies received from the additional costs associated with having beer, wine, or other malt beverages. (No longer used. Included in the rental of a City facility.)
45715	Rental - Community Center	Monies received from the rental of community center rooms/gym.
45720	Rental - Sports Fields	Revenue for rental of sports fields. (Soccer/baseball)
45725	Rental - Conference Center	Monies received from rentals of the building. Include rentals from social engagements, meetings, teleconferences, and other events.
45730	Rental - National Guard Armory	Monies received from the rental of the Lenexa National Guard Armory.
45732	Rental - Facility	Monies received for rental of facilities at the Rec Center.
45735	Rental - Park Shelter	Monies received from rental of park shelter houses.
45740	Rental - Senior Center	Monies received from the rental of the Senior Center rooms.
45750	Rental - Community Forum	Monies received from the rental of the Community Forum at City Hall.
45751	Rental - Prairie Star Conference Room	Monies received from the rental of the Prairie Star Conference Room in the Public Market.
45752	Rental - Santa Fe Conference Room	Monies received from the rental of the Santa Fe Conference Room at City Hall.
45753	Rental - Kitchen	Monies received from the rental of the kitchen at the Lenexa Public Market.
45800	Fee - Festival	
45802	Fee - BBQ Admissions	Monies received from admission to the BBQ.
45804	Fee - BBQ Admissions tax	Sales tax collected from the sale of BBQ admissions.
45806	Fee - BBQ Contestant	Monies received from BBQ contestant fees.
45808	Fee - BBQ Electricity	Monies received from BBQ contestant electricity usage.
45810	Fee - BBQ Parking	Monies received for parking fees at BBQ.
45812	Fee - BBQ Souvenirs	Monies received from BBQ souvenirs.
45814	Fee - BBQ Souvenirs tax	Sales tax collected from the sale of BBQ souvenirs.
45816	Fee - BBQ Vendor	Monies received from BBQ Vendor fees.
45818	Fee - Children area admissions	Monies received from admission to the children's area.
45820	Fee - Children area admissions tax	Sales tax collected from the sale of children's area admissions.
45822	Fee - Chili Admissions	Monies received from admission to the Chili Challenge.
45824	Fee - Chili Admissions tax	Sales tax collected from the sale of Chili Challenge admissions.
45826	Fee - Chili Contestant	Monies received from Chili Challenge contestant fees.
45828	Fee - Chili Souvenir	Monies received from Chili Challenge souvenirs.
45830	Fee - Chili Souvenir tax	Sales tax collected from the sale of Chili Challenge souvenirs.

Revenue Object Code Definitions

Obj Code	Description	Definitions
45832	Fee - Chili Vendor	Monies received from vendors for participation in the Chili Challenge.
45834	Fee - Community Days	Monies received from Community Days activities.
45835	Fee - Vendors	Monies received from vendors.
45836	Fee - Enchanted Admissions	Monies received from admission to the Enchanted Forrest.
45838	Fee - Enchanted Admissions tax	Sales tax collected from the sale of Enchanted Forest admissions.
45840	Fee - Enchanted Souvenir	Monies received from Enchanted Forest souvenirs.
45842	Fee - Enchanted Souvenir tax	Sales tax collected from the sale of Enchanted Forest souvenirs.
45844	Fee - Freedom Run	Monies received from registration fees for Freedom Run.
45846	Fee - Other Events	Monies received for other events not listed.
45848	Fee - Spinach Admissions	Monies received from admission to the Spinach Festival.
45850	Fee - Spinach Admissions tax	Sales tax collected from the sale of Spinach Festival admissions.
45852	Fee - Spinach Crafter	Monies received from craft booths in the annual Spinach Festival.
45854	Fee - Spinach Souvenirs	Monies received from Spinach Festival souvenirs.
45856	Fee - Spinach Souvenirs tax	Sales tax collected from the sale of Spinach Festival souvenirs.
45858	Fee - Spinach Vendor	Monies received from food booths in the annual Spinach Festival.
45859	Fee - Tails on Trails Vendor	Monies received from Tails on Trails vendors.
45860	Fee - Tails on Trails Souvenir	Monies received from Tails on the Trails souvenirs.
45861	Fee - Tails on Trails Swim Admissions	Monies collected from admission to the Tails on Trails dog swim.
45862	Fee - Tails on Trails Souvenir tax	Sales tax collected from the sale of Tails on the Trails souvenirs.
45863	Fee - Art & Wine Fair Booth	Monies received from the Art & Wine Fair activity booths.
45864	Fee - Art & Wine Fair Vendors	Monies received from the Art & Wine Fair vendors.
45865	Fee - Art & Wine Fair Souvenirs	Monies received from the Art & Wine Fair souvenirs.
45866	Fee - Art & Wine Fair sales Tax	Sales tax collected from the sale of Art & Wine Fair souvenirs.
45867	Fee - Art & Wine Fair Admission	Monies received from admission to the Art & Wine Fair.
45868	Fee - Art & Wine Fair Admissions tax	Sales tax collected from the sale of Art & Wine Fair admissions.
45869	Fee - Tails on Trails Admissions tax	Sales tax collected from the sale of Tails on Trails admissions.
45900	Fee - Pools	
45902	Fee - AA Pool Guest	Daily fees charged for each person using the Ad Astra swimming pool who does not have a pool membership.
45904	Fee - AA Pool Rental	Fees charged for those persons renting the Ad Astra swimming pool during off hours.
45906	Fee - FRC Pool Guest	Daily fees charged for each person using the Flat Rock Creek swimming pool who does not have a pool membership.
45908	Fee - FRC Pool Rental	Fees charged for those persons renting the Flat Rock Creek swimming pool during off hours.
45910	Fee - IT Pool Guest	Daily fees charged for each person using the Indian Trails swimming pool who does not have a pool membership.
45912	Fee - IT Pool Rental	Fees charged for those persons renting the Indian Trails swimming pool during off hours.
45914	Fee - Pool Membership	Monies received from persons obtaining a swimming pool membership for the summer.
45916	Fee - Swim Lessons	Fees charged for those persons enrolled in swimming lessons.
45917	Fee - Aquatic	Fees charged for use of the Rec Center aquatic facilities.
45918	Fee - Swim Team Membership	Monies received from persons obtaining a swimming team membership for the summer.
45919	Fee - Private Lessons	Fees charged for private swim lessons.
45920	Fee - Semi Private Lessons	Fees charged for semi private swim lessons.
45950	Fee - Damage Fee	Fees charged for damages to property.
Fines & Forfeitures		
46100	Fine - Alarm	Any alarm user who has exceeded the number of permissible false alarms during the year shall be fined.
46105	Fine - Alcohol (fees)	Fees collected by the city for any person found necessary to receive alcohol evaluation. These fees are collected by the city and, in turn, sent to the alcohol evaluation monitor.
46115	Fine - Court & Cost	Any person, firm, and/or corporation found responsible in committing an offense against the ordinances of the city shall be subject to determinations by the Municipal Court and any fines.
46120	Fine - Nuisance	Any owner, occupant or agent in charge of any lot or piece of land and who is allowing trash to accumulate on such property is subject to city maintenance and payment of fines.
46125	Fine - Weed	Any owner, occupant or agent in charge of any lot or piece of land and who is allowing the growth of weeds, brush or obnoxious vegetation growth through neglect on such property is subject to city maintenance and payment of fines.
46200	Forfeiture	

Revenue Object Code Definitions

Obj Code	Description	Definitions
46215	Forfeiture - Federal	Revenue derived from involuntary relinquishment of money or property.
46305	Restitution	Compensation received for loss or damage to city property.
Use of Money		
47120	Interest earned	Interest incurred on the city's investments.
47130	Investment earnings Market to Market	Market to Market on the city's investments.
47500	Lease - Cellular tower	Rental payments for the use of city owned towers.
47509	Lease - City Hall	Rental payments received from Park University for the lease of space at City Hall.
47510	Lease - Public Market	Rental payments received from vendors for use of space at the Public Market.
47520	Public Market Day Cart Fee	Rental payments for day carts at the Lenexa Public Market.
47600	Rents & royalties	Revenues derived from the use, by others, of the city's tangible and intangible assets.
Miscellaneous Revenue		
48100	Concessions	
48103	Lanyards	Charges for lanyards sold at the pools.
48104	Lanyards Sales Tax	Sales tax collected on lanyards sold.
48105	Concessions - AA	Monies raised through the operation of concession areas at the Ad Astra swimming pool.
48110	Concessions - AA tax	Sales tax collected on concessions sold at Ad Astra swimming pool.
48115	Concessions - FRC	Monies raised through the operation of concession areas at the Flat Rock Creek swimming pool.
48120	Concessions - FRC Tax	Sales tax collected on concessions sold at Flat Rock Creek swimming pool.
48125	Concessions - IT	Monies raised through the operation of concession areas at the Indian Trails swimming pool.
48130	Concessions - IT tax	Sales tax collected on concessions sold at Indian Trails swimming pool.
48135	Concessions - Other	Monies raised through the operation of other concession areas.
48140	Concessions - Tax	Sales tax collected on concessions sold at other concession areas.
48204	Vending - Commissions	Monies received from the operation of vending machines.
48210	Vending - Community Center	Monies raised through the operation of vending machines at the Community Center.
48212	Vending - Community Center tax	Sales tax collected on concessions sold from the vending machines at the Community Center.
48216	Pro-shop	Charges for items purchased at the pro shop at the Rec Center.
48217	Pro-shop sales tax	Sales tax collected on items sold at the pro-shop.
48230	Donations	Revenue received as a gift for a specific cause.
48235	Insufficient check charge	Revenue for returned check fees.
48250	Long/Short	To account for long and shortages in daily deposits.
48255	Maps	Fees charged to persons requesting zoning maps.
48257	Other	Other revenue received that is not otherwise classified.
48260	Photocopies	Fees charged for making photocopies.
48270	Rebate - pcard	Monies received from the use of city provided employee purchasing cards.
48275	Souvenir - I Like Lenexa	Monies received from I Like Lenexa souvenirs.
48280	Souvenir - I Like Lenexa tax	Sales tax collected from the sale of I Like Lenexa souvenirs.
48281	Shining Stars Gear	Monies received from the sale of shining stars gear.
48282	Shining Stars Gear Sales Tax	Sales tax collected from the sale of shining stars gear.
48283	Coffee Walk & Talk t-shirt sales	Monies received from the sale of coffee walk & talk t-shirts.
48284	Coffee Walk & Talk t-shirt sales tax	Sales tax collected from the sale of coffee walk & talk t-shirt sales.
48285	Public Market merchandise sales	Monies received from public market merchandise.
48286	Public Market merchandise sales tax	Sales tax collected from the sale of public market merchandise.
48287	Public Market floral sales	Monies received from floral market merchandise.
48288	Public Market floral sales tax	Sales tax collected from the sale of floral market merchandise.
Non-Revenue Receipts		
49200	Refunds	
49210	Proceeds from auction	The proceeds from the sales of items at auction.
49310	Sale of land	The proceeds from the sales of land.
49400	Sponsorship	
49410	Sponsorship - BBQ	Revenue received as a donation from businesses or other entities for the BBQ.
49415	Sponsorship - Chili	Revenue received as a gift from businesses or other entities for the Chili Challenge.
49420	Sponsorship - Enchanted Forest	Revenue received as a donation from businesses or other entities for the Enchanted Forest.
49425	Sponsorship - Spinach	Revenue received as a donation from businesses or other entities for the Spinach Festival.

Revenue Object Code Definitions

Obj Code	Description	Definitions
49426	Sponsorship - Tails on Trails	Revenue received as a donation from businesses or other entities for Tails on Trails.
49427	Sponsorship - Sar Ko Aglow	Revenue received as a donation from businesses or other entities for the Sar Ko Aglow
49428	Sponsorship - Get Outdoors	Revenue received as a donation from businesses or other entities for Get Outdoors
49429	Sponsorship - Movie in the Park	Revenue received as a donation from businesses or other entities for movie in the park.
49430	Sponsorship - Freedom Run	Revenue received as a donation from businesses or other entities for the July 4th Freedom Run.
49431	Sponsorship - Farmers Market	Revenue received as a donation from businesses or other entities for the Farmer's Market.
49433	Sponsorship - Art & Wine	Revenue received as a donation from businesses or other entities for the Art & Wine activity.
49435	Sponsorship - Other	Revenue received as a donation from businesses or other entities for other activities.
49500	Transfer in	
49518	Transfer in - General Fund	A transfer received from the General Fund.
49532	Transfer in - Special Alcohol	A transfer received from the Special Alcohol Fund.
49534	Transfer in - Special Highway	A transfer received from the Special Highway Fund.
49544	Transfer in - Unused proceeds	Unused bond money which is transferred to the Debt Service.