




2019

**Annual Budget Document Supplement
City of Lenexa
January 1 - December 31**



Lenexa 
K A N S A S





How to Use This Document

This document is divided into 5 sections. The breakdown is listed below:

Detail Expenditure by Fund This section is made up of the budgeted funds. A description of each fund, and the detail of expenditures for that fund (listed by activity level), are contained in this section.

Detail Expenditure by Section This section gives a total for each expenditure by type. The expenditure section includes Personal Services, Contractual Services, Commodities, Capital Outlay, Principal Redemption and Transfers.

Detail Revenue by Fund This section gives the reader the distribution of revenues by budgeted fund and the details of revenues for each budgeted fund.

Detail Revenue by Section This section gives the reader totals of revenue by type. The revenue sections include Property Taxes, Non-Property Taxes, Licenses and Permits, Intergovernmental, Charges for Services, Fines and Forfeitures, Use of Money, Miscellaneous, and Non-Revenue Receipts.

Appendix This section contains a brief listing of the definitions of expenditure accounts and revenue accounts.



Table of Contents

I. DETAIL EXPENDITURE BY FUND

This section lists all budgeted fund descriptions and the financial expenditures for each activity by object expenditures. Includes prior year actuals, current year estimate, and budget year information.

Budget Certificate.....	7
Summary of Expenditures by Fund Graph.....	8
General Fund.....	9
Debt Service Funds.....	46
Special Highway Fund.....	48
Special Alcohol Fund.....	48
Special Parks & Recreation Fund.....	48
Tourism and Convention Fund.....	48
Parks and Recreation Impact Fee Zone 1 Fund.....	49
Parks and Recreation Impact Fee Zone 2 Fund.....	49
Parks and Recreation Impact Fee Zone 3 Fund.....	49
Street Tree Zone 1 Fund.....	49
Street Tree Zone 2 Fund.....	49
Street Tree Zone 3 Fund.....	49
Transportation Improvement Plan Zone 1 Fund.....	49
Transportation Improvement Plan Zone 2 Fund.....	50
Transportation Improvement Plan Zone 3 Fund.....	50
Neighborhood Revitalization Fund.....	50
City Center TIF District Fund.....	50
Mining TIF District Fund.....	50
Ridgeview Mining TIF District Fund.....	50
Orchard Corners CID Fund.....	50
Prairie Creek CID Fund.....	51
Quivira 95 CID Fund.....	51
Greystone Plaza CID Fund.....	51
City Center East #1 CID Fund.....	51
City Center East #2 CID Fund.....	51
I-35 & 95 th Street TIF Fund.....	51
Springhill Suites CID Fund.....	51
Candlewood Suites CID Fund.....	52
Holiday Inn Express CID Fund.....	52
Stormwater Management Fund.....	52
Rec Center Fund.....	55

II. DETAIL EXPENDITURE BY SECTION

This section lists all expenditures categorized by section. Example: all regular salary expenses are listed together to obtain a total budgeted amount for salaries. Includes prior year actuals, current year estimate, and budget year information.

Summary of Expenditures by Section Graph and Descriptions.....	61
Personal Services.....	62
Contractual Services.....	74
Commodities.....	90
Capital Outlay.....	99
Debt Service.....	100
Transfers.....	101

III. DETAIL REVENUE BY FUND

This section lists all revenues by object account for each budgeted fund. Includes prior year actuals, current year estimate, and budget year information.

Summary of Revenues by Fund Graphs.....104
General Fund105
Debt Service Fund.....108
Special Highway Fund108
Special Alcohol Fund109
Special Parks & Recreation Fund109
Tourism and Convention Fund.....109
Parks and Recreation Impact Fee Zone 1 Fund109
Parks and Recreation Impact Fee Zone 2 Fund109
Parks and Recreation Impact Fee Zone 3 Fund109
Street Tree Zone 1 Fund109
Street Tree Zone 2 Fund109
Street Tree Zone 3 Fund109
Transportation Improvement Plan Zone 1 Fund110
Transportation Improvement Plan Zone 2 Fund110
Transportation Improvement Plan Zone 3 Fund110
Neighborhood Revitalization Fund110
City Center TIF District Fund.....110
Mining TIF District Fund110
Ridgeview Mining TIF District Fund110
Orchard Corners CID Fund110
Prairie Creek CID Fund111
Quivira 95 CID Fund111
Greystone Plaza CID Fund111
City Center East #1 CID Fund.....111
City Center East #2 CID Fund.....111
I-35 & 95th Street TIF Fund111
Springhill Suites CID Fund111
Candlewood Suites CID Fund.....111
Holiday Inn Express CID Fund.....111
Stormwater Management Fund.....111
Rec Center Fund112

IV. DETAIL REVENUE BY SECTION

This section lists all revenue accounts by section. Example: all property taxes are listed together with a total for property taxes. Includes prior year actuals, current year estimate, and budget year information.

Summary of Revenues by Section Graph and Descriptions.....114
Property Taxes115
Non-Property Taxes115
Licenses & Permits.....116
Intergovernmental116
Charges for Services.....116
Fines & Forfeitures118
Use of Money118
Miscellaneous Revenue119
Non-Revenue Receipt.....119

V. APPENDIX

Includes definitions of expenditures and revenues.

Fund Descriptions	122
Department Descriptions.....	125
Division Descriptions	126
Org Code Descriptions	128
Definitions of Expenditures.....	133
Definitions of Revenues	140



Detail Expenditure by Fund

**Annual Budget Document
2019
City of Lenexa
January 1 - December 31**

CERTIFICATE

To the Clerk of Johnson County, State of Kansas
We, the undersigned, officers of
City of Lenexa

certify that: (1) the hearing mentioned in the attached proof of publication was held; (2) after the Budget Hearing this budget was duly approved and adopted as the maximum expenditure for the various funds for the year 2019; and (3) the Amount(s) of 2018 Ad Valorem Tax are within statutory limitations.

		2019 ADOPTED BUDGET			County Clerk's Use Only
		Page No.	Budget Authority for Expenditures	Amount of 2018 Ad Valorem Tax	
Table of Contents:					
Computation to Determine Limit for 2018		2			
Allocation of MVT, RVT & 16/20M Veh		3			
Schedule of Transfers		4			
Statement of Indebtedness		5			
Statement of Lease-Purchases		6			
<u>Fund</u>	<u>K.S.A.</u>				
General	12-101a	7	108,835,728	27,598,863	
Debt Service	10-113	8	16,907,216	8,104,106	
Special Highway		9	1,795,861		
Tourism and Convention		9	3,248,143		
Special Alcohol		10	758,475		
Special Parks & Recreation		10	328,250		
Stormwater Management		11	8,935,291		
Neighborhood Revitalization		11	467,341		
Transportation Improvement Plan		12	2,448,628		
Parks & Recreation Impact Fee		12	1,945,612		
Mining TIF		13	2,644,160		
Street Tree		13	516,779		
Ridgeview Mining TIF		14	2,398,132		
City Center TIF		14	7,084,441		
Orchard Corners CID		15	751,296		
Prairie Creek CID		15	124,381		
Quivira 95 CID		16	59,177		
Greystone Plaza CID		16	78,946		
City Center East CID #1		17	69,429		
I-35 & 95th Street TIF		17	1,499,152		
City Center East CID #2		18	172,292		
Rec Center		18	2,889,157		
Springhill Suites CID		19	53,439		
Candlewood Suites CID		19	25,142		
Holiday Inn Express CID		20	30,709		
Non-Budgeted Funds - A		21			
Non-Budgeted Funds - B		22			
TOTALS		xxxxxx	164,067,177	35,702,969	
Election Required - Review HB2088 Template					County Clerks Use Only
Budget Summary					
Neighborhood Revitalization Rebate					Nov 1, 2018 Total Assessed Valuation

Assisted by: _____

Address: _____

Email: _____

Attest: _____, 2018

County Clerk

/s/Michael Boehm

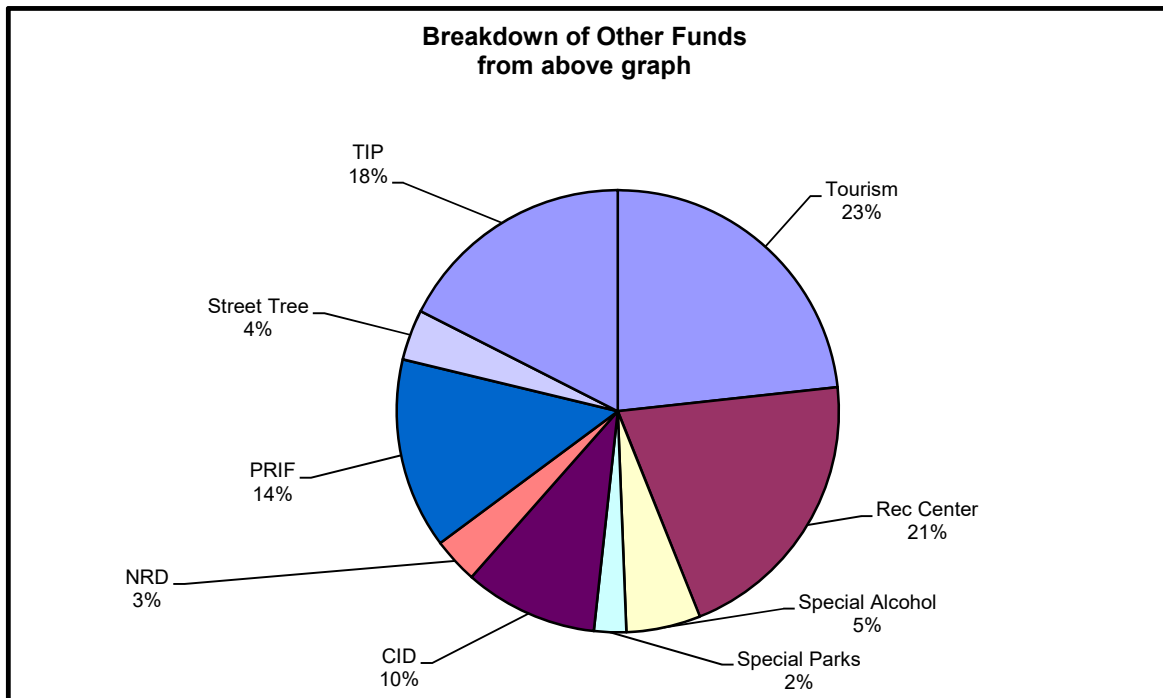
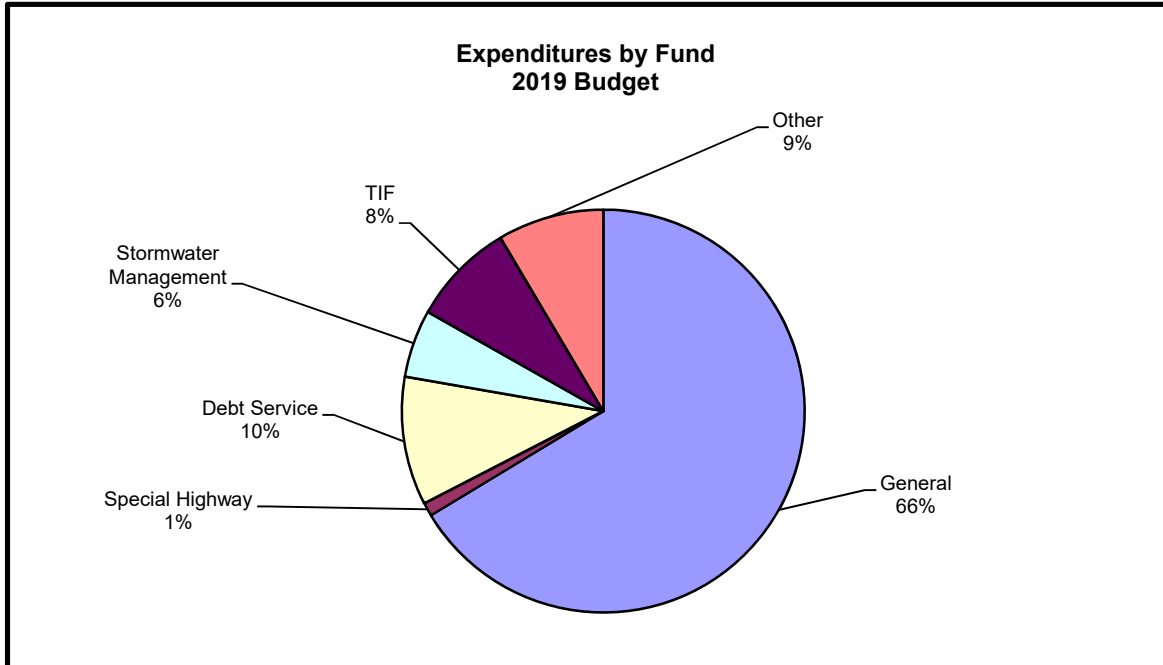
Michael Boehm, Mayor

/s/Danielle Dulin

Danielle Dulin, Interim City Clerk



Expenditures by Fund



These graphs show each fund's percentage of the total budget of the City. The supporting detail by activity is on the following pages.



Expenditures by Fund

ORG	ORG DESCRIPTION	OBJ	DESCRIPTION	2016	2017	2018	2018	2019
				ACTUAL	ACTUAL	ORIGINAL BUDGET	REVISED BUDGET	BUDGET
01010000	Governing Body	51100	Regular Salary/Wages	99,602	100,418	108,681	108,681	112,213
01010000	Governing Body	51120	Allowances	16,746	16,312	16,744	16,744	16,744
01010000	Governing Body	51505	FICA/OADSI	7,214	7,237	7,780	7,780	7,992
01010000	Governing Body	51510	FICA/MD	1,687	1,693	1,816	1,816	1,874
01010000	Governing Body	51515	Employers KPERs	4,376	4,212	5,234	5,234	6,393
01010000	Governing Body	51540	Workers Compensation	369	279	301	301	310
01010000	Governing Body	51545	Unemployment	0	20	270	270	291
01010000	Governing Body	51570	Employee Assistance Program	0	21	0	0	0
			Personnel Services Total	129,993	130,192	140,826	140,826	145,817
01010000	Governing Body	52159	Other Professional Services	10,000	10	10,000	10,000	10,000
01010000	Governing Body	52160	Payments To Other Agencies	2,500	2,500	5,000	5,000	5,000
01010000	Governing Body	52166	Photography Services	0	75	0	0	0
01010000	Governing Body	52302	Training/Travel/Mtgs - Per Diem	1,072	1,332	4,300	4,300	4,300
01010000	Governing Body	52303	Meals/Food/Refreshments	3,060	2,604	5,000	5,000	5,000
01010000	Governing Body	52304	Training/Mtgs - Registration	5,961	3,115	6,500	6,500	6,500
01010000	Governing Body	52306	Training/Travel - Airline	1,380	3,935	7,500	7,500	7,500
01010000	Governing Body	52308	Training/Travel - Mileage	495	619	950	950	950
01010000	Governing Body	52310	Training/Travel - Parking	249	289	500	500	500
01010000	Governing Body	52312	Training/Travel - Taxi	242	383	750	750	750
01010000	Governing Body	52314	Training/Travel - Tolls	17	-2	500	500	500
01010000	Governing Body	52316	Training/Travel - Lodging	4,652	6,804	10,000	10,000	10,000
01010000	Governing Body	52318	Training/Travel - Rental Car	0	0	700	700	700
01010000	Governing Body	52322	Training - Materials	0	82	500	500	500
01010000	Governing Body	52324	Mileage - Other	0	37	500	500	500
01010000	Governing Body	52805	Contingency	5,000	0	10,000	10,000	10,000
01010000	Governing Body	52810	Copying/Printings Services	0	36	150	150	150
01010000	Governing Body	52820	Dues/Memberships	38,366	43,204	40,000	40,000	40,000
01010000	Governing Body	52850	Postage/Shipping	0	0	150	150	150
			Contractual Services Total	72,994	65,023	103,000	103,000	103,000
01010000	Governing Body	54336	Supplies - Office	16	90	500	500	500
01010000	Governing Body	54342	Supplies - Other/misc	0	401	0	0	0
01010000	Governing Body	54432	Recognition	1,985	3,027	3,500	3,500	3,500
01010000	Governing Body	54442	Uniforms	0	0	1,000	1,000	1,000
			Commodities Total	2,001	3,518	5,000	5,000	5,000
			Governing Body Total	204,988	198,733	248,826	248,826	253,817
01011000	City Administrator	51100	Regular Salary/Wages	453,661	471,565	490,071	490,071	510,140
01011000	City Administrator	51110	Overtime/Shift/Hazard	630	3,358	0	0	0
01011000	City Administrator	51120	Allowances	19,200	19,126	19,126	19,126	19,126
01011000	City Administrator	51505	FICA/OADSI	22,316	24,165	31,570	31,570	32,815
01011000	City Administrator	51510	FICA/MD	6,785	7,098	7,383	7,383	7,675
01011000	City Administrator	51515	Employers KPERs	44,707	43,311	52,905	52,905	52,344
01011000	City Administrator	51530	Pension Plan	45,830	47,665	34,066	34,066	31,755
01011000	City Administrator	51540	Workers Compensation	1,512	1,183	1,222	1,222	1,270
01011000	City Administrator	51545	Unemployment	1,428	1,067	1,224	1,224	1,339
01011000	City Administrator	51550	Health Insurance	52,462	56,263	54,000	54,000	48,375
01011000	City Administrator	51555	Short Term Disability	132	111	140	140	144
01011000	City Administrator	51565	Life Insurance	1,134	1,183	1,221	1,221	1,334
01011000	City Administrator	51570	Employee Assistance Program	112	121	124	124	135
01011000	City Administrator	51575	Other Benefits	317	0	0	0	0
			Personnel Services Total	650,227	676,216	693,052	693,052	706,452
01011000	City Administrator	52156	Offsite Storage	82	59	500	500	500
01011000	City Administrator	52159	Other Professional Services	34,527	31,998	32,000	32,000	32,000
01011000	City Administrator	52302	Training/Travel/Mtgs - Per Diem	582	911	3,000	3,000	3,000
01011000	City Administrator	52303	Meals/Food/Refreshments	5,083	7,079	7,000	7,000	7,000
01011000	City Administrator	52304	Training/Mtgs - Registration	4,167	3,499	6,000	6,000	6,000
01011000	City Administrator	52306	Training/Travel - Airline	784	1,069	5,000	5,000	5,000

ORG	ORG DESCRIPTION	OBJ	DESCRIPTION	2016	2017	2018	2018	2019
				ACTUAL	ACTUAL	ORIGINAL BUDGET	REVISED BUDGET	BUDGET
01011000	City Administrator	52308	Training/Travel - Mileage	345	205	400	400	400
01011000	City Administrator	52310	Training/Travel - Parking	134	25	400	400	400
01011000	City Administrator	52312	Training/Travel - Taxi	112	29	500	500	500
01011000	City Administrator	52314	Training/Travel - Tolls	24	6	350	350	350
01011000	City Administrator	52316	Training/Travel - Lodging	760	2,899	7,500	7,500	7,500
01011000	City Administrator	52318	Training/Travel - Rental Car	0	480	400	400	400
01011000	City Administrator	52320	Training/Mtgs - Hosted by City	445	-275	1,400	1,400	1,400
01011000	City Administrator	52322	Training - Materials	74	20	300	300	300
01011000	City Administrator	52324	Mileage - Other	0	17	0	0	0
01011000	City Administrator	52810	Copying/Printings Services	0	26	100	100	100
01011000	City Administrator	52820	Dues/Memberships	2,263	2,532	5,000	5,000	5,000
01011000	City Administrator	52842	NRD-GF Grant	22,113	13,687	45,000	45,000	45,000
01011000	City Administrator	52850	Postage/Shipping	0	0	100	100	100
01011006	CDBG	52855	Public Notices	69	0	0	0	0
01011000	City Administrator	52870	Subscriptions	147	272	500	500	500
			Contractual Services Total	71,710	64,538	115,450	115,450	115,450
01011000	City Administrator	54100	Equipment (commodities)	0	0	500	500	500
01011000	City Administrator	54336	Supplies - Office	881	1,474	1,000	1,000	1,000
01011000	City Administrator	54340	Supplies - Operational	0	0	300	300	300
01011000	City Administrator	54342	Supplies - Other/misc	53	714	300	300	300
01011000	City Administrator	54405	Books/Videos	0	0	100	100	100
01011000	City Administrator	54407	Learning About Lenexa	1,288	3,429	3,000	3,000	3,000
01011000	City Administrator	54432	Recognition	0	0	500	500	500
			Commodities Total	2,222	5,617	5,700	5,700	5,700
			Org Total	724,159	746,371	814,202	814,202	827,602
01014000	City Clerk	51100	Regular Salary/Wages	55,033	57,215	61,271	61,271	72,097
01014000	City Clerk	51120	Allowances	9	838	910	910	910
01014000	City Clerk	51505	FICA/OADSI	3,277	3,231	3,855	3,855	4,526
01014000	City Clerk	51510	FICA/MD	766	755	902	902	1,059
01014000	City Clerk	51515	Employers KPERS	2,868	4,782	6,461	6,461	7,220
01014000	City Clerk	51530	Pension Plan	3,557	4,572	4,160	4,160	4,380
01014000	City Clerk	51540	Workers Compensation	95	142	149	149	175
01014000	City Clerk	51545	Unemployment	163	116	153	153	189
01014000	City Clerk	51550	Health Insurance	8,803	15,536	12,000	12,000	10,750
01014000	City Clerk	51555	Short Term Disability	9	23	31	31	32
01014000	City Clerk	51565	Life Insurance	71	142	149	149	184
01014000	City Clerk	51570	Employee Assistance Program	9	24	28	28	30
			Personnel Services Total	74,661	87,376	90,069	90,069	101,552
01014000	City Clerk	52100	Services	0	0	1,100	1,100	1,100
01014000	City Clerk	52156	Offsite Storage	548	793	750	750	750
01014000	City Clerk	52158	Other Financial Services	360	180	0	0	0
01014000	City Clerk	52159	Other Professional Services	0	0	800	800	800
01014000	City Clerk	52160	Payments To Other Agencies	27,000	49,022	31,500	31,500	67,500
01014000	City Clerk	52180	Third Party Outsourcing	11,483	5,311	5,000	5,000	5,000
01014000	City Clerk	52302	Training/Travel/Mtgs - Per Diem	0	314	600	600	600
01014000	City Clerk	52303	Meals/Food/Refreshments	2,443	108	1,500	1,500	1,500
01014000	City Clerk	52304	Training/Mtgs - Registration	0	789	2,000	2,000	2,000
01014000	City Clerk	52306	Training/Travel - Airline	0	0	1,000	1,000	1,000
01014000	City Clerk	52310	Training/Travel - Parking	0	10	0	0	0
01014000	City Clerk	52314	Training/Travel - Tolls	0	9	0	0	0
01014000	City Clerk	52316	Training/Travel - Lodging	0	587	1,500	1,500	1,500
01014000	City Clerk	52324	Mileage - Other	0	22	0	0	0
01014000	City Clerk	52625	Rents - Other	0	0	400	400	400
01014000	City Clerk	52800	Advertising/Publications	8,154	3,734	9,200	9,200	9,200
01014000	City Clerk	52810	Copying/Printings Services	0	36	0	0	0
01014000	City Clerk	52815	Court/Recording Fees	26	60	400	400	400
01014000	City Clerk	52820	Dues/Memberships	134	390	1,000	1,000	1,000
01014000	City Clerk	52850	Postage/Shipping	36	27,364	34,000	34,000	34,000
01014000	City Clerk	52870	Subscriptions	2	0	0	0	0
			Contractual Services Total	50,186	88,729	90,750	90,750	126,750
01014000	City Clerk	54336	Supplies - Office	23	245	500	500	500
01014000	City Clerk	54342	Supplies - Other/misc	0	110	0	0	0
			Commodities Total	23	355	500	500	500
			Org Total	124,870	176,460	181,319	181,319	228,802
			Executive Total	849,029	922,831	995,520	995,520	1,056,404

ORG	ORG DESCRIPTION	OBJ	DESCRIPTION	2016	2017	2018	2018	2019
				ACTUAL	ACTUAL	ORIGINAL BUDGET	REVISED BUDGET	BUDGET
01012000	Communications	51100	Regular Salary/Wages	187,127	242,932	247,707	247,707	301,486
01012000	Communications	51120	Allowances	5,198	10,784	7,800	7,800	12,596
01012000	Communications	51505	FICA/OADSI	11,567	15,157	15,841	15,841	19,474
01012000	Communications	51510	FICA/MD	2,705	3,545	3,705	3,705	4,555
01012000	Communications	51515	Employers KPERS	16,107	21,645	26,547	26,547	31,063
01012000	Communications	51530	Pension Plan	12,597	17,120	17,093	17,093	18,844
01012000	Communications	51540	Workers Compensation	612	606	613	613	754
01012000	Communications	51545	Unemployment	572	534	619	619	792
01012000	Communications	51550	Health Insurance	24,348	40,058	45,600	45,600	43,000
01012000	Communications	51555	Short Term Disability	63	87	118	118	128
01012000	Communications	51565	Life Insurance	409	595	613	613	792
01012000	Communications	51570	Employee Assistance Program	69	96	105	105	120
01012000	Communications	51575	Other Benefits	341	25	0	0	0
			Personnel Services Total	261,715	353,184	366,360	366,360	433,604
01012000	Communications	52159	Other Professional Services	6,151	40,699	43,500	43,500	43,500
01012000	Communications	52302	Training/Travel/Mtgs - Per Diem	761	414	1,400	1,400	1,400
01012000	Communications	52303	Meals/Food/Refreshments	822	876	1,305	1,305	1,305
01012000	Communications	52304	Training/Mtgs - Registration	1,650	1,675	3,200	3,200	3,200
01012000	Communications	52306	Training/Travel - Airline	767	375	2,250	2,250	2,250
01012000	Communications	52308	Training/Travel - Mileage	0	32	200	200	200
01012000	Communications	52310	Training/Travel - Parking	151	67	200	200	200
01012000	Communications	52312	Training/Travel - Taxi	67	157	200	200	200
01012000	Communications	52314	Training/Travel - Tolls	0	0	100	100	100
01012000	Communications	52316	Training/Travel - Lodging	1,396	460	2,800	2,800	2,800
01012000	Communications	52318	Training/Travel - Rental Car	0	0	185	185	185
01012000	Communications	52320	Training/Mtgs - Hosted by City	0	138	0	0	0
01012000	Communications	52322	Training - Materials	0	0	135	135	135
01012000	Communications	52324	Mileage - Other	0	0	135	135	135
01012000	Communications	52624	Rents - Equipment	3,687	1,900	4,000	4,000	4,000
01012000	Communications	52800	Advertising/Publications	18,385	37,049	21,000	21,000	37,000
01012000	Communications	52810	Copying/Printings Services	36,811	52,876	54,500	54,500	56,500
01012000	Communications	52820	Dues/Memberships	242	2,860	1,125	1,125	1,125
01012000	Communications	52840	Licenses/Certifications	400	0	500	500	500
01012000	Communications	52850	Postage/Shipping	23,584	30,197	32,000	32,000	32,000
01012000	Communications	52870	Subscriptions	130	467	650	650	650
01012000	Communications	52875	Subscription Service	4,668	4,770	7,500	7,500	7,500
			Contractual Services Total	99,673	175,012	176,885	176,885	194,885
01012000	Communications	54102	Equipment - Audio & Video	17	2,572	2,000	2,000	2,000
01012000	Communications	54108	Equipment - Office	0	4,199	750	750	750
01012000	Communications	54336	Supplies - Office	356	1,284	1,100	1,100	1,100
01012000	Communications	54342	Supplies - Other/misc	1,017	498	800	800	800
01012000	Communications	54405	Books/Videos	24	0	300	300	300
01012000	Communications	54432	Recognition	515	304	520	520	520
01012000	Communications	54442	Uniforms	0	0	400	400	400
			Commodities Total	1,928	8,857	5,870	5,870	5,870
			Org Total	363,316	537,053	549,115	549,115	634,359
01012002	Civic Center Celebration	52159	Other Professional Services	0	31,659	0	0	0
01012002	Civic Center Celebration	52164	Performer/Entertainer	0	30,656	0	0	0
01012002	Civic Center Celebration	52166	Photography Services	0	3,300	0	0	0
01012002	Civic Center Celebration	52303	Meals/Food/Refreshments	0	1,997	0	0	0
01012002	Civic Center Celebration	52624	Rents - Equipment	0	1,834	0	0	0
01012002	Civic Center Celebration	52800	Advertising/Publications	0	8,813	0	0	0
01012002	Civic Center Celebration	52810	Copying/Printings Services	0	7,065	0	0	0
			Contractual Services Total	0	85,324	0	0	0
01012002	Civic Center Celebration	54336	Supplies - Office	0	433	0	0	0
			Commodities Total	0	433	0	0	0
			Org Total	0	85,757	0	0	0
			Communications Total	363,316	622,810	549,115	549,115	634,359
01013000	Municipal Court	51100	Regular Salary/Wages	299,562	305,544	332,817	332,817	346,199
01013000	Municipal Court	51110	Overtime/Shift/Hazard	4,377	5,115	10,154	10,154	10,154
01013000	Municipal Court	51120	Allowances	502	359	455	455	455
01013000	Municipal Court	51505	FICA/OADSI	17,895	18,000	21,294	21,294	22,123
01013000	Municipal Court	51510	FICA/MD	4,185	4,210	4,978	4,978	5,172
01013000	Municipal Court	51515	Employers KPERS	27,450	26,089	29,354	29,354	29,722

ORG	ORG DESCRIPTION	OBJ	DESCRIPTION	2016	2017	2018	2018	2019
				ACTUAL	ACTUAL	ORIGINAL BUDGET	REVISED BUDGET	BUDGET
01013000	Municipal Court	51530	Pension Plan	16,704	17,526	17,767	17,767	16,948
01013000	Municipal Court	51540	Workers Compensation	971	747	824	824	856
01013000	Municipal Court	51545	Unemployment	886	637	832	832	909
01013000	Municipal Court	51550	Health Insurance	68,624	93,800	72,000	72,000	64,500
01013000	Municipal Court	51555	Short Term Disability	95	140	186	186	192
01013000	Municipal Court	51565	Life Insurance	450	607	637	637	712
01013000	Municipal Court	51570	Employee Assistance Program	177	177	193	193	210
01013000	Municipal Court	51575	Other Benefits	399	51	0	0	0
			Personnel Services Total	442,277	473,002	491,490	491,490	498,152
01013000	Municipal Court	52140	Interpreter Services	9,372	11,860	10,750	10,750	10,750
01013000	Municipal Court	52148	Laundry/Sanitation Services	195	0	0	0	0
01013000	Municipal Court	52159	Other Professional Services	63,108	44,071	55,000	55,000	55,000
01013000	Municipal Court	52174	Public Defender	1,701	2,059	5,450	5,450	5,450
01013000	Municipal Court	52300	Training/Travel/Meetings	314	-122	0	0	0
01013000	Municipal Court	52302	Training/Travel/Mtgs - Per Diem	1,556	767	3,000	3,000	3,000
01013000	Municipal Court	52303	Meals/Food/Refreshments	653	291	0	0	0
1013000	Municipal Court	52304	Training/Mtgs - Registration	2,693	2,329	6,260	6,260	6,260
01013000	Municipal Court	52306	Training/Travel - Airline	0	694	1,200	1,200	1,200
01013000	Municipal Court	52308	Training/Travel - Mileage	114	80	0	0	0
01013000	Municipal Court	52310	Training/Travel - Parking	0	30	0	0	0
01013000	Municipal Court	52314	Training/Travel - Tolls	15	6	0	0	0
01013000	Municipal Court	52316	Training/Travel - Lodging	1,926	1,471	3,000	3,000	3,000
01013000	Municipal Court	52320	Training/Mtgs - Hosted by City	1,448	672	2,000	2,000	2,000
01013000	Municipal Court	52704	Repair/Maint - Equipment	0	0	600	600	600
01013000	Municipal Court	52800	Advertising/Publications	0	0	30	30	30
01013000	Municipal Court	52810	Copying/Printings Services	1,623	5,500	3,865	3,865	3,865
01013000	Municipal Court	52820	Dues/Memberships	1,304	780	1,085	1,085	1,085
			Contractual Services Total	86,023	70,488	92,240	92,240	92,240
01013000	Municipal Court	54100	Equipment (commodities)	0	0	1,500	1,500	1,500
01013000	Municipal Court	54110	Equipment - Other Minor	0	61	2,000	2,000	2,000
01013000	Municipal Court	54150	Equipment - Computer	0	400	800	800	800
01013000	Municipal Court	54204	Software - Other	0	0	4,000	4,000	4,000
01013000	Municipal Court	54336	Supplies - Office	2,496	3,538	4,224	4,224	4,224
01013000	Municipal Court	54342	Supplies - Other/misc	1,256	620	2,280	2,280	2,280
01013000	Municipal Court	54425	Furniture	6,300	2,131	500	500	500
01013000	Municipal Court	54442	Uniforms	0	397	700	700	700
			Commodities Total	10,052	7,147	16,004	16,004	16,004
			Municipal Court Total	538,352	550,637	599,734	599,734	606,396
01015000	Public Market	51100	Regular Salary/Wages	34,604	79,847	123,388	123,388	144,428
01015000	Public Market	51110	Overtime/Shift/Hazard	0	58	0	0	0
01015000	Public Market	51120	Allowances	1,242	2,110	2,110	2,110	2,110
01015000	Public Market	51505	FICA/OADSI	2,116	4,861	7,781	7,781	9,084
01015000	Public Market	51510	FICA/MD	495	1,137	1,820	1,820	2,126
01015000	Public Market	51515	Employers KPERS	3,291	6,811	13,039	13,039	11,460
01015000	Public Market	51530	Pension Plan	1,590	4,692	4,439	4,439	4,192
01015000	Public Market	51540	Workers Compensation	111	193	301	301	352
01015000	Public Market	51545	Unemployment	102	168	309	309	379
01015000	Public Market	51550	Health Insurance	10,404	21,276	12,000	12,000	10,750
01015000	Public Market	51555	Short Term Disability	14	24	31	31	32
01015000	Public Market	51565	Life Insurance	83	154	159	159	176
01015000	Public Market	51570	Employee Assistance Program	15	42	55	55	180
01015000	Public Market	51575	Other Benefits	100	0	0	0	0
			Personnel Services Total	54,167	121,373	165,432	165,432	185,269
01015000	Public Market	52100	Services	0	363	30,000	30,000	30,000
01015000	Public Market	52159	Other Professional Services	0	14,056	0	0	0
01015000	Public Market	52205	Taxes - Property	0	18,632	60,000	60,000	60,000
01015000	Public Market	52300	Training/Travel/Meetings	0	414	0	0	0
01015000	Public Market	52304	Training/Mtgs - Registration	0	540	0	0	0
01015000	Public Market	52310	Training/Travel - Parking	0	60	0	0	0
01015000	Public Market	52322	Training - Materials	0	345	0	0	0
01015000	Public Market	52525	Other Utilities	0	1,236	30,000	30,000	30,000
01015000	Public Market	52540	Wastewater	0	290	0	0	0
01015000	Public Market	52800	Advertising/Publications	0	24,389	15,000	15,000	15,000
01015000	Public Market	52820	Dues/Memberships	0	450	0	0	0
01015000	Public Market	52830	Insurance - Property & Liability	0	0	7,500	7,500	7,500
01015000	Public Market	52840	Licenses/Certifications	0	278	0	0	0
			Contractual Services Total	0	61,053	142,500	142,500	142,500

ORG	ORG DESCRIPTION	OBJ	DESCRIPTION	2016	2017	2018	2018	2019
				ACTUAL	ACTUAL	ORIGINAL BUDGET	REVISED BUDGET	BUDGET
01015000	Public Market	54336	Supplies - Office	0	71	0	0	0
01015000	Public Market	54340	Supplies - Operational	0	6,884	7,500	7,500	7,500
01015000	Public Market	54342	Supplies - Other/misc	0	58	0	0	0
01015000	Public Market	54430	Merchandise for Resale	0	6,609	0	0	0
			Commodities Total	0	13,622	7,500	7,500	7,500
01015000	Public Market	55125	Equipment - Other Capital	0	42,512	15,000	15,000	15,000
			Capital Total	0	42,512	15,000	15,000	15,000
			Public Market Total	54,167	238,560	330,432	330,432	350,269
01030000	Transfers	51130	Compensation Reserve	0	0	500,000	500,000	1,000,000
			Personnel Services Total	0	0	500,000	500,000	1,000,000
01030000	Transfers	70100	Transfers	59,180	8,603,333	21,000	21,000	22,000
01030000	Transfers	70104	Transfers - CIF	14,955,977	7,196,635	14,401,500	20,459,354	15,109,749
01030000	Transfers	70110	Transfers - FMF	350,000	350,000	500,000	500,000	500,000
01030000	Transfers	70112	Transfers - ERF	1,400,000	1,400,000	1,500,000	1,500,000	1,700,000
01030000	Transfers	70118	Transfers - TIF	0	0	2,079,000	2,079,000	1,837,000
01030000	Transfers	70122	Transfers - Rec Center	0	328,408	231,948	231,948	363,204
01030000	Transfers	70500	Fund Balance Reserve	0	8,681,357	26,134,082	0	27,292,206
01030000	Transfers	70900	Transfers Out - Accrual	102,696	245,926	0	0	0
			Transfers Out Total	16,867,853	26,805,659	44,867,530	24,791,302	46,824,159
			Transfers Total	16,867,853	26,805,659	45,367,530	25,291,302	47,824,159
01100000	Finance	51100	Regular Salary/Wages	499,735	532,399	622,005	622,005	699,934
01100000	Finance	51110	Overtime/Shift/Hazard	4,540	7,653	7,500	7,500	7,500
01100000	Finance	51120	Allowances	7,555	7,526	7,526	7,526	8,436
01100000	Finance	51505	FICA/OADSI	27,918	30,146	39,496	39,496	44,382
01100000	Finance	51510	FICA/MD	7,042	7,545	9,237	9,237	10,381
01100000	Finance	51515	Employers KPERS	48,211	47,939	66,187	66,187	70,800
01100000	Finance	51530	Pension Plan	37,917	40,697	42,618	42,618	42,951
01100000	Finance	51540	Workers Compensation	1,633	1,315	1,529	1,529	1,718
01100000	Finance	51545	Unemployment	1,490	1,138	1,555	1,555	1,836
01100000	Finance	51550	Health Insurance	82,933	89,275	84,000	84,000	75,250
01100000	Finance	51555	Short Term Disability	142	142	217	217	224
01100000	Finance	51565	Life Insurance	1,225	1,315	1,530	1,530	1,805
01100000	Finance	51570	Employee Assistance Program	156	156	193	193	210
01100000	Finance	51575	Other Benefits	1,011	76	0	0	0
			Personnel Services Total	721,507	767,322	883,592	883,592	965,427
01100000	Finance	52109	Auditing Services	57,850	64,100	69,000	69,000	69,000
01100000	Finance	52110	Banking Services	13,602	19,270	32,000	32,000	25,000
01100000	Finance	52118	Credit Card Processing	65,704	85,515	90,000	90,000	130,000
01100000	Finance	52142	Investment Fees	2,755	2,800	5,000	5,000	5,000
01100000	Finance	52156	Offsite Storage	4,817	2,178	3,000	3,000	3,000
01100000	Finance	52158	Other Financial Services	11,250	1,500	9,000	9,000	9,000
01100000	Finance	52159	Other Professional Services	8,233	13,546	6,300	6,300	17,000
01100000	Finance	52160	Payments To Other Agencies	1,010	0	1,000	1,000	0
01100000	Finance	52162	Payroll Processing/HRIS	90,421	119,941	110,000	110,000	140,000
01100000	Finance	52205	Taxes - Property	29,810	28,754	33,000	33,000	69,000
01100000	Finance	52210	Taxes - Special Assessment	36,357	23,000	38,000	38,000	110,000
01100000	Finance	52220	Taxes - Wastewater	23,338	18,720	26,000	26,000	0
01100000	Finance	52222	Taxes - Other	72,975	66,745	95,000	95,000	0
01100000	Finance	52302	Training/Travel/Mtgs - Per Diem	370	324	500	500	500
01100000	Finance	52303	Meals/Food/Refreshments	414	222	3,000	3,000	3,000
01100000	Finance	52304	Training/Mtgs - Registration	3,323	2,944	5,000	5,000	5,000
01100000	Finance	52306	Training/Travel - Airline	642	636	3,000	3,000	3,000
01100000	Finance	52308	Training/Travel - Mileage	0	64	200	200	200
01100000	Finance	52310	Training/Travel - Parking	60	30	400	400	400
01100000	Finance	52312	Training/Travel - Taxi	8	98	300	300	300
01100000	Finance	52314	Training/Travel - Tolls	13	20	100	100	100
01100000	Finance	52316	Training/Travel - Lodging	1,283	1,387	4,000	4,000	4,000
01100000	Finance	52320	Training/Mtgs - Hosted by City	515	0	0	0	0
01100000	Finance	52322	Training - Materials	239	0	100	100	100
01100000	Finance	52400	Maintenance Agreement	229	723	1,000	1,000	1,000
01100000	Finance	52620	Rents/Leases	487	67	0	0	0
01100000	Finance	52625	Rents - Other	156	66	0	0	0
01100000	Finance	52700	Repair/Maintenance	2,141	420	1,200	1,200	1,200
01100000	Finance	52800	Advertising/Publications	1,439	450	2,500	2,500	2,500
01100000	Finance	52810	Copying/Printings Services	779	364	2,000	2,000	0
01100000	Finance	52815	Court/Recording Fees	61	127	0	0	0

ORG	ORG DESCRIPTION	OBJ	DESCRIPTION	2016	2017	2018	2018	2019
				ACTUAL	ACTUAL	ORIGINAL BUDGET	REVISED BUDGET	BUDGET
01100000	Finance	52820	Dues/Memberships	2,383	1,792	2,500	2,500	2,500
01100000	Finance	52825	Association Dues	414	130	700	700	27,000
01100000	Finance	52850	Postage/Shipping	30,944	265	1,000	1,000	1,000
01100000	Finance	52870	Subscriptions	3,059	1,904	3,500	3,500	3,500
			Contractual Services Total	467,083	458,102	548,300	548,300	632,300
01100000	Finance	54108	Equipment - Office	0	1,178	1,000	1,000	1,000
01100000	Finance	54110	Equipment - Other Minor	765	916	0	0	0
01100000	Finance	54150	Equipment - Computer	37	24	500	500	500
01100000	Finance	54204	Software - Other	0	0	9,000	9,000	0
01100000	Finance	54212	Software - Personal Computer	0	0	1,000	1,000	1,000
01100000	Finance	54336	Supplies - Office	5,996	6,422	10,000	10,000	10,000
01100000	Finance	54342	Supplies - Other/misc	65	662	0	0	0
01100000	Finance	54405	Books/Videos	0	0	500	500	500
01100000	Finance	54425	Furniture	0	3,205	0	0	0
			Commodities Total	6,864	12,407	22,000	22,000	13,000
01100000	Finance	55200	Software	9,000	0	0	0	0
			Capital Total	9,000	0	0	0	0
			Finance Total	1,204,453	1,237,831	1,453,892	1,453,892	1,610,727
01110000	Human Resources	51100	Regular Salary/Wages	434,582	468,627	487,987	487,987	555,823
01110000	Human Resources	51110	Overtime/Shift/Hazard	607	1,982	0	0	0
01110000	Human Resources	51120	Allowances	8,392	9,311	8,436	8,436	9,801
01110000	Human Resources	51125	Education	44,193	58,577	75,000	75,000	75,000
01110000	Human Resources	51505	FICA/OADSI	26,797	28,917	35,428	35,428	39,719
01110000	Human Resources	51510	FICA/MD	6,267	6,763	8,285	8,285	9,289
01110000	Human Resources	51515	Employers KPERS	41,844	41,442	58,846	58,846	63,357
01110000	Human Resources	51530	Pension Plan	33,175	36,064	32,874	32,874	37,254
01110000	Human Resources	51540	Workers Compensation	1,419	1,151	1,191	1,191	1,537
01110000	Human Resources	51545	Unemployment	2,283	1,979	1,221	1,221	1,460
01110000	Human Resources	51550	Health Insurance	66,542	74,617	78,000	78,000	69,875
01110000	Human Resources	51555	Short Term Disability	142	165	202	202	240
01110000	Human Resources	51565	Life Insurance	993	1,133	1,181	1,181	1,375
01110000	Human Resources	51570	Employee Assistance Program	169	169	206	206	255
01110000	Human Resources	51575	Other Benefits	1,995	152	0	0	0
			Personnel Services Total	669,401	731,049	788,858	788,858	864,985
01110000	Human Resources	52100	Services	12	0	0	0	0
01110000	Human Resources	52134	Human Resources Services	9,801	6,642	15,000	15,000	15,000
01110000	Human Resources	52150	Legal Services	10,907	42,139	35,000	35,000	35,000
01110000	Human Resources	52156	Offsite storage	1,048	1,129	1,250	1,250	1,250
01110000	Human Resources	52159	Other Professional Services	621	-372	1,250	1,250	1,250
01110000	Human Resources	52162	Payroll Processing/HRIS	51,313	108,962	71,202	71,202	75,000
01110000	Human Resources	52178	Temporary Agencies	734	4,193	2,000	2,000	4,000
01110000	Human Resources	52300	Training/Travel/Meetings	158	13,613	17,500	17,500	17,500
01110000	Human Resources	52302	Training/Travel/Mtgs - Per Diem	1,145	284	0	0	0
01110000	Human Resources	52303	Meals/Food/Refreshments	2,879	101	2,500	2,500	2,500
01110000	Human Resources	52304	Training/Mtgs - Registration	9,921	5,792	0	0	0
01110000	Human Resources	52306	Training/Travel - Airline	1,717	338	0	0	0
01110000	Human Resources	52308	Training/Travel - Mileage	0	32	0	0	0
01110000	Human Resources	52310	Training/Travel - Parking	197	7	0	0	0
01110000	Human Resources	52312	Training/Travel - Taxi	200	0	0	0	0
01110000	Human Resources	52314	Training/Travel - Tolls	15	0	0	0	0
01110000	Human Resources	52316	Training/Travel - Lodging	5,166	488	0	0	0
01110000	Human Resources	52318	Training/Travel - Rental Car	338	0	0	0	0
01110000	Human Resources	52320	Training/Mtgs - Hosted by City	27,800	29,283	30,000	30,000	30,000
01110000	Human Resources	52322	Training - Materials	4,864	3,445	15,000	15,000	15,000
01110000	Human Resources	52324	Mileage - Other	64	0	0	0	0
01110000	Human Resources	52620	Rents/Leases	63	0	0	0	0
01110000	Human Resources	52625	Rents - Other	0	0	500	500	500
01110000	Human Resources	52800	Advertising/Publications	882	0	0	0	0
01110000	Human Resources	52810	Copying/Printings Services	0	224	550	550	550
01110000	Human Resources	52820	Dues/Memberships	2,331	2,045	2,500	2,500	2,500
01110000	Human Resources	52850	Postage/Shipping	239	0	150	150	150
01110000	Human Resources	52870	Subscriptions	3,480	1,507	4,000	4,000	4,000
			Contractual Services Total	135,896	219,852	198,402	198,402	204,200
01110000	Human Resources	54330	Supplies - Medical (disposable)	583	320	750	750	750
01110000	Human Resources	54336	Supplies - Office	2,061	2,802	2,500	2,500	3,000
01110000	Human Resources	54342	Supplies - Other/misc	51	95	0	0	0
01110000	Human Resources	54405	Books/Videos	58	82	350	350	350

ORG	ORG DESCRIPTION	OBJ	DESCRIPTION	2016	2017	2018	2018	2019
				ACTUAL	ACTUAL	ORIGINAL BUDGET	REVISED BUDGET	BUDGET
01110000	Human Resources	54432	Recognition	7,964	8,887	10,000	10,000	10,000
01110000	Human Resources	54434	Recognition - Events	6,678	19,769	10,250	10,250	10,250
01110000	Human Resources	54442	Uniforms	80	0	0	0	0
			Commodities Total	17,474	31,955	23,850	23,850	24,350
			Org Total	822,770	982,856	1,011,110	1,011,110	1,093,535
01111011	Recruiting	52100	Services	0	41,143	66,750	66,750	66,750
01111011	Recruiting	52162	Payroll Processing/HRIS	6,180	8,182	6,500	6,500	7,100
01111011	Recruiting	52168	Pre-employment Screenings	10,080	218	0	0	0
01111011	Recruiting	52170	Pre-employment Physicals	17,712	462	0	0	0
01111011	Recruiting	52171	Pre-employment Drug Screen	2,738	194	0	0	0
01111011	Recruiting	52303	Meals/Food/Refreshments	740	203	0	0	0
01111011	Recruiting	52304	Training/Mtgs - Registration	295	0	0	0	0
01111011	Recruiting	52308	Training/Travel - Mileage	726	0	0	0	0
01111011	Recruiting	52312	Training/Travel - Taxi	23	0	0	0	0
01111011	Recruiting	52316	Training/Travel - Lodging	1,199	0	0	0	0
01111011	Recruiting	52318	Training/Travel - Rental Car	315	0	0	0	0
01111011	Recruiting	52800	Advertising/Publications	31,031	48,255	51,750	51,750	51,750
01111011	Recruiting	52810	Copying/Printings Services	446	1,246	0	0	0
01111011	Recruiting	52850	Postage/Shipping	452	0	0	0	0
			Contractual Services Total	71,936	99,903	125,000	125,000	125,600
			Org Total	71,936	99,903	125,000	125,000	125,600
			Human Resources Total	894,707	1,082,759	1,136,110	1,136,110	1,219,135
01150000	EST Administration	51100	Regular Salary/Wages	87,079	95,657	94,253	94,253	113,237
01150000	EST Administration	51120	Allowances	1,958	4,254	1,950	1,950	7,656
01150000	EST Administration	51505	FICA/OADSI	5,306	5,895	5,965	5,965	7,495
01150000	EST Administration	51510	FICA/MD	1,241	1,379	1,395	1,395	1,753
01150000	EST Administration	51515	Employers KPERS	8,362	8,766	9,996	9,996	11,956
01150000	EST Administration	51530	Pension Plan	6,644	7,295	6,436	6,436	7,254
01150000	EST Administration	51540	Workers Compensation	284	239	231	231	290
01150000	EST Administration	51545	Unemployment	264	208	236	236	297
01150000	EST Administration	51550	Health Insurance	12,936	13,224	12,000	12,000	10,750
01150000	EST Administration	51555	Short Term Disability	24	23	31	31	32
01150000	EST Administration	51565	Life Insurance	213	239	231	231	305
01150000	EST Administration	51570	Employee Assistance Program	26	26	28	28	30
01150000	EST Administration	51575	Other Benefits	51	0	0	0	0
			Personnel Services Total	124,387	137,205	132,752	132,752	161,055
01150000	EST Administration	52156	Offsite Storage	261	191	150	150	150
01150000	EST Administration	52160	Payments To Other Agencies	14,790	9,127	14,790	14,790	14,790
01150000	EST Administration	52302	Training/Travel/Mtgs - Per Diem	483	654	1,000	1,000	1,000
01150000	EST Administration	52303	Meals/Food/Refreshments	178	565	400	400	400
01150000	EST Administration	52304	Training/Mtgs - Registration	3,450	3,370	7,000	7,000	7,000
01150000	EST Administration	52306	Training/Travel - Airline	600	910	3,000	3,000	3,000
01150000	EST Administration	52308	Training/Travel - Mileage	32	0	100	100	100
01150000	EST Administration	52310	Training/Travel - Parking	90	122	100	100	100
01150000	EST Administration	52312	Training/Travel - Taxi	175	232	130	130	130
01150000	EST Administration	52314	Training/Travel - Tolls	0	1	0	0	0
01150000	EST Administration	52316	Training/Travel - Lodging	3,584	3,222	4,000	4,000	4,000
01150000	EST Administration	52322	Training - Materials	18,858	7,765	15,000	15,000	15,000
01150000	EST Administration	52324	Mileage - other	0	30	0	0	0
01150000	EST Administration	52530	Telephone	153	22,908	0	0	0
01150000	EST Administration	52800	Advertising/Publications	0	0	1,400	1,400	1,400
01150000	EST Administration	52810	Copying/Printings Services	0	180	1,400	1,400	1,400
01150000	EST Administration	52820	Dues/Memberships	1,614	108	5,000	5,000	5,000
01150000	EST Administration	52850	Postage/Shipping	18	0	1,500	1,500	1,500
			Contractual Services Total	44,287	49,385	54,970	54,970	54,970
01150000	EST Administration	54336	Supplies - Office	123	57	300	300	300
01150000	EST Administration	54342	Supplies - Other/misc	557	309	1,000	1,000	1,000
01150000	EST Administration	54448	Uniforms - Clothing	1,296	0	0	0	0
			Commodities Total	1,977	366	1,300	1,300	1,300
			Org Total	170,651	186,956	189,022	189,022	217,325
01150012	EST Support Services	51100	Regular Salary/Wages	230,071	242,856	309,837	309,837	251,466
01150012	EST Support Services	51110	Overtime/Shift Hazard	1,848	8,630	0	0	0
01150012	EST Support Services	51120	Allowances	5,491	6,499	7,592	7,592	9,074
01150012	EST Support Services	51505	FICA/OADSI	14,029	14,802	19,679	19,679	16,154

ORG	ORG DESCRIPTION	OBJ	DESCRIPTION	2016	2017	2018	2018	2019
				ACTUAL	ACTUAL	ORIGINAL BUDGET	REVISED BUDGET	BUDGET
01150012	EST Support Services	51510	FICA/MD	3,281	3,462	4,602	4,602	3,778
01150012	EST Support Services	51515	Employers KPERS	22,261	21,919	32,982	32,982	25,767
01150012	EST Support Services	51530	Pension Plan	16,755	18,532	21,235	21,235	15,633
01150012	EST Support Services	51540	Workers Compensation	776	623	762	762	625
01150012	EST Support Services	51545	Unemployment	690	526	775	775	660
01150012	EST Support Services	51550	Health Insurance	42,241	65,775	60,000	60,000	43,000
01150012	EST Support Services	51555	Short Term Disability	91	93	155	155	128
01150012	EST Support Services	51565	Life Insurance	565	623	761	761	656
01150012	EST Support Services	51570	Employee Assistance Program	100	101	138	138	120
01150012	EST Support Services	51575	Other Benefits	254	0	0	0	0
			Personnel Services Total	338,450	384,441	458,517	458,517	367,061
01150012	EST Support Services	52158	Other Financial Services	2,157	4,594	4,000	4,000	4,000
01150012	EST Support Services	52178	Temporary Agencies	18,509	0	80,000	80,000	80,000
01150012	EST Support Services	52194	PC/Printer Support	2,595	30,420	5,000	5,000	5,000
01150012	EST Support Services	52196	Server Support	0	350	6,000	6,000	6,000
01150012	EST Support Services	52302	Training/Travel/Mtgs - Per Diem	580	0	1,000	1,000	1,000
01150012	EST Support Services	52303	Meals/Food/Refreshments	0	71	0	0	0
01150012	EST Support Services	52304	Training/Mtgs - Registration	4,115	2,720	5,000	5,000	5,000
01150012	EST Support Services	52306	Training/Travel - Airline	588	0	1,000	1,000	1,000
01150012	EST Support Services	52308	Training/Travel - Mileage	0	130	50	50	50
01150012	EST Support Services	52310	Training/Travel - Parking	98	0	60	60	60
01150012	EST Support Services	52312	Training/Travel - Taxi	21	0	100	100	100
01150012	EST Support Services	52316	Training/Travel - Lodging	4,051	0	2,000	2,000	2,000
01150012	EST Support Services	52318	Training/Travel - Rental Car	77	0	0	0	0
01150012	EST Support Services	52322	Training - Materials	2,599	7,850	4,000	4,000	4,000
01150012	EST Support Services	52444	Maint Agrmnt - PC Software	241,346	220,353	270,000	270,000	270,000
01150012	EST Support Services	52446	Maint Agrmnt - Server Software	92,239	92,848	120,000	120,000	120,000
01150012	EST Support Services	52454	Maint Agrmnt - Other Software	18,656	13,846	25,000	25,000	25,000
01150012	EST Support Services	52505	Cable	2,553	2,171	10,000	10,000	10,000
01150012	EST Support Services	52530	Telephone	36,684	10,941	7,000	7,000	7,000
01150012	EST Support Services	52551	Mobile Device Data Plan	255,440	274,442	259,630	259,630	259,630
01150012	EST Support Services	52552	Domain Fee	609	2,245	3,000	3,000	3,000
01150012	EST Support Services	52557	Internet Service Provider	50,349	78,312	60,000	60,000	60,000
01150012	EST Support Services	52710	Repair/Maint - Comp Equip.	0	0	2,000	2,000	2,000
01150012	EST Support Services	52714	Repair/Maint - Video Trans Equip.	0	0	1,000	1,000	1,000
01150012	EST Support Services	52718	Repair/Maint - PC & Printers	53,842	73,784	50,000	50,000	50,000
01150012	EST Support Services	52719	Repair/Maint - Portable Devices	633	0	100	100	100
01150012	EST Support Services	52810	Copying/Printings Services	1,614	386	5,000	5,000	5,000
01150012	EST Support Services	52820	Dues/Memberships	99	99	200	200	200
01150012	EST Support Services	52850	Postage/Shipping	1,206	10	1,100	1,100	1,100
			Contractual Services Total	790,661	815,572	922,240	922,240	922,240
01150012	EST Support Services	54102	Equipment - Audio & Video	9,712	64,658	22,000	22,000	22,000
01150012	EST Support Services	54150	Equipment - Computer	97,413	131,751	48,000	48,000	48,000
01150012	EST Support Services	54152	Equipment - LAN	711	1,202	15,000	15,000	15,000
01150012	EST Support Services	54154	Equipment - Portable Device	1,123	13,993	500	500	500
01150012	EST Support Services	54156	Equipment - Printer	1,045	8,896	500	500	500
01150012	EST Support Services	54206	Software - Portable	80	41	1,000	1,000	1,000
01150012	EST Support Services	54208	Software - Server	0	0	10,000	10,000	10,000
01150012	EST Support Services	54212	Software - Personal Computer	29,251	33,559	25,000	25,000	25,000
01150012	EST Support Services	54310	Supplies - Computer	119	0	300	300	300
01150012	EST Support Services	54311	Supplies - Mobile Device	6,261	27	14,000	14,000	14,000
01150012	EST Support Services	54336	Supplies - Office	-14	36	500	500	500
01150012	EST Support Services	54425	Furniture	0	1,068	0	0	0
			Commodities Total	145,701	255,231	136,800	136,800	136,800
01150012	EST Support Services	55105	Equipment - Audio & Video	17,080	1,339	0	0	0
01150012	EST Support Services	55135	Equipment - Computer	1,991	0	0	0	0
01150012	EST Support Services	55210	Software - Personal Computer	15,142	14,880	33,000	33,000	33,000
			Capital Total	34,212	16,219	33,000	33,000	33,000
			Org Total	1,309,024	1,471,463	1,550,557	1,550,557	1,459,101
01150013	EST Data Analytics	51100	Regular Salary/Wages	347,977	291,072	386,057	386,057	338,208
01150013	EST Data Analytics	51120	Allowances	6,395	4,879	7,904	7,904	4,316
01150013	EST Data Analytics	51505	FICA/OADSI	21,264	18,020	24,426	24,426	21,236
01150013	EST Data Analytics	51510	FICA/MD	4,973	4,214	5,713	5,713	4,966
01150013	EST Data Analytics	51515	Employers KPERS	33,120	25,770	40,933	40,933	33,875
01150013	EST Data Analytics	51530	Pension Plan	26,403	23,788	26,357	26,357	20,552
01150013	EST Data Analytics	51540	Workers Compensation	1,130	713	946	946	822
01150013	EST Data Analytics	51545	Unemployment	1,057	640	965	965	888
01150013	EST Data Analytics	51550	Health Insurance	63,003	38,061	72,000	72,000	53,750

ORG	ORG DESCRIPTION	OBJ	DESCRIPTION	2016	2017	2018	2018	2019
				ACTUAL	ACTUAL	ORIGINAL BUDGET	REVISED BUDGET	BUDGET
01150013	EST Data Analytics	51555	Short Term Disability	129	102	186	186	160
01150013	EST Data Analytics	51565	Life Insurance	848	713	946	946	864
01150013	EST Data Analytics	51570	Employee Assistance Program	141	112	165	165	150
01150013	EST Data Analytics	51575	Other Benefits	13	25	0	0	0
			Personnel Services Total	506,452	408,109	566,598	566,598	479,787
01150013	EST Data Analytics	52158	Other Financial Services	0	6	0	0	0
01150013	EST Data Analytics	52178	Temporary Agencies	0	1,890	0	0	0
01150013	EST Data Analytics	52196	Server Support	2,000	0	2,000	2,000	2,000
01150013	EST Data Analytics	52302	Training/Travel/Mtgs - Per Diem	2,200	1,486	10,000	10,000	10,000
01150013	EST Data Analytics	52303	Meals/Food/Refreshments	601	110	1,000	1,000	1,000
01150013	EST Data Analytics	52304	Training/Mtgs - Registration	9,148	8,545	10,000	10,000	10,000
01150013	EST Data Analytics	52306	Training/Travel - Airline	2,825	2,208	3,500	3,500	3,500
01150013	EST Data Analytics	52308	Training/Travel - Mileage	97	32	300	300	300
01150013	EST Data Analytics	52310	Training/Travel - Parking	289	218	300	300	300
01150013	EST Data Analytics	52312	Training/Travel - Taxi	171	140	200	200	200
01150013	EST Data Analytics	52316	Training/Travel - Lodging	10,516	5,580	11,000	11,000	11,000
01150013	EST Data Analytics	52320	Training/Mtgs - Hosted by City	0	0	200	200	200
01150013	EST Data Analytics	52322	Training - Materials	1,279	0	0	0	0
01150013	EST Data Analytics	52324	Mileage - Other	31	0	0	0	0
01150013	EST Data Analytics	52400	Maintenance Agreement	0	0	0	0	9,000
01150013	EST Data Analytics	52444	Maint Agrmnt - PC Software	37,206	54,000	50,000	50,000	50,000
01150013	EST Data Analytics	52446	Maint Agrmnt - Server Software	132,707	142,467	130,000	130,000	130,000
01150013	EST Data Analytics	52454	Maint Agrmnt - Other Software	38,976	11,116	17,000	17,000	17,000
01150013	EST Data Analytics	52820	Dues/Memberships	398	426	0	0	0
			Contractual Services Total	238,444	228,224	235,500	235,500	244,500
01150013	EST Data Analytics	54208	Software - Server	2,960	4,827	12,000	12,000	12,000
01150013	EST Data Analytics	54425	Furniture	2,029	0	0	0	0
01150013	EST Data Analytics	54336	Supplies - Office	0	70	0	0	0
			Commodities Total	4,989	4,897	12,000	12,000	12,000
01150013	EST Data Analytics	55230	Software - Other	0	26,597	0	0	0
			Capital Total	0	26,597	0	0	0
			Org Total	749,885	667,827	814,098	814,098	736,287
01150014	EST Infrastructure	51100	Regular Salary/Wages	166,573	160,459	161,563	161,563	253,168
01150014	EST Infrastructure	51120	Allowances	4,029	3,937	3,588	3,588	8,276
01150014	EST Infrastructure	51505	FICA/OADSI	10,374	9,948	10,240	10,240	16,210
01150014	EST Infrastructure	51510	FICA/MD	2,426	2,326	2,394	2,394	3,791
01150014	EST Infrastructure	51515	Employers KPERs	15,982	13,597	17,159	17,159	25,857
01150014	EST Infrastructure	51530	Pension Plan	13,631	13,147	11,048	11,048	15,687
01150014	EST Infrastructure	51540	Workers Compensation	548	396	396	396	627
01150014	EST Infrastructure	51545	Unemployment	512	352	404	404	665
01150014	EST Infrastructure	51550	Health Insurance	21,967	23,423	24,000	24,000	32,250
01150014	EST Infrastructure	51555	Short Term Disability	54	56	62	62	96
01150014	EST Infrastructure	51565	Life Insurance	411	396	396	396	659
01150014	EST Infrastructure	51570	Employee Assistance Program	57	61	55	55	90
			Personnel Services Total	236,562	228,098	231,305	231,305	357,376
01150014	EST Infrastructure	52178	Temporary Agencies	6,305	0	50,000	50,000	50,000
01150014	EST Infrastructure	52190	LAN Support	0	297,450	50,000	50,000	10,000
01150014	EST Infrastructure	52196	Server Support	27,163	11,973	50,000	50,000	50,000
01150014	EST Infrastructure	52198	Video Transmission Support	0	990	0	0	0
01150014	EST Infrastructure	52199	WAN Support	0	437	0	0	0
01150014	EST Infrastructure	52302	Training/Travel/Mtgs - Per Diem	747	1,794	3,000	3,000	3,000
01150014	EST Infrastructure	52303	Meals/Food/Refreshments	0	51	0	0	0
01150014	EST Infrastructure	52304	Training/Mtgs - Registration	4,240	6,457	6,000	6,000	6,000
01150014	EST Infrastructure	52306	Training/Travel - Airline	1,284	2,271	2,500	2,500	2,500
01150014	EST Infrastructure	52308	Training/Travel - Mileage	32	26	200	200	200
01150014	EST Infrastructure	52310	Training/Travel - Parking	83	112	300	300	300
01150014	EST Infrastructure	52312	Training/Travel - Taxi	97	70	550	550	550
01150014	EST Infrastructure	52316	Training/Travel - Lodging	2,849	8,869	10,000	10,000	10,000
01150014	EST Infrastructure	52322	Training - Materials	29,539	1,566	10,000	10,000	10,000
01150014	EST Infrastructure	52440	Maint Agrmnt - LAN Software	116,420	101,310	120,000	120,000	120,000
01150014	EST Infrastructure	52446	Maint Agrmnt - Server Software	53,626	66,383	60,000	60,000	100,000
01150014	EST Infrastructure	52448	Maint Agrmnt - Servers	38,377	64,636	70,000	70,000	70,000
01150014	EST Infrastructure	52454	Maint Agrmnt - Other Software	750	0	1,000	1,000	1,000
01150014	EST Infrastructure	52552	Domain Fee	1,193	1,119	1,000	1,000	1,000
01150014	EST Infrastructure	52559	Data Wiring	9,260	58,237	17,000	17,000	17,000
01150014	EST Infrastructure	52561	Telephone Wiring	0	0	2,000	2,000	2,000
01150014	EST Infrastructure	52562	Cloud Storage	171	165	200	200	200

ORG	ORG DESCRIPTION	OBJ	DESCRIPTION	2016	2017	2018	2018	2019
				ACTUAL	ACTUAL	ORIGINAL BUDGET	REVISED BUDGET	BUDGET
01150014	EST Infrastructure	52563	Computer/Data Processing	0	719	0	0	0
01150014	EST Infrastructure	52564	LAN Service	1,874	543	1,000	1,000	1,000
01150014	EST Infrastructure	52720	Repair/Maint - Servers	0	7,497	1,000	1,000	1,000
01150014	EST Infrastructure	52820	Dues/Memberships	180	180	200	200	200
			Contractual Services Total	294,191	632,855	455,950	455,950	455,950
01150014	EST Infrastructure	54150	Equipment - Computer	570	4,516	7,000	7,000	7,000
01150014	EST Infrastructure	54152	Equipment - LAN	28,338	120,138	55,000	55,000	55,000
01150014	EST Infrastructure	54154	Equipment - Portable Device	220	5,464	10,000	10,000	10,000
01150014	EST Infrastructure	54158	Equipment - Server	8,100	49,249	5,000	5,000	5,000
01150014	EST Infrastructure	54162	Equipment - WAN	0	2,470	0	0	0
01150014	EST Infrastructure	54208	Software - Server	14,576	82,093	30,000	30,000	30,000
01150014	EST Infrastructure	54212	Software - Personal Computer	3,310	0	16,000	16,000	16,000
01150014	EST Infrastructure	54310	Supplies - Computer	0	24	100	100	100
01150014	EST Infrastructure	54340	Supplies - Operational	0	0	200	200	200
			Commodities Total	55,114	263,954	123,300	123,300	123,300
01150014	EST Infrastructure	55140	Equipment - LAN	0	428,003	0	0	0
01150014	EST Infrastructure	55155	Equipment - Server	79,199	77,407	148,400	148,400	148,400
01150014	EST Infrastructure	55220	Software - Server	69,567	39,390	50,000	50,000	50,000
			Capital Total	148,766	544,800	198,400	198,400	198,400
			Org Total	734,634	1,669,707	1,008,955	1,008,955	1,135,026
			EST Total	2,964,194	3,995,953	3,562,632	3,562,632	3,547,739
01180000	Legal	51100	Regular Salary/Wages	519,673	547,313	593,774	593,774	644,226
01180000	Legal	51110	Overtime/Shift/Hazard	635	105	0	0	0
01180000	Legal	51120	Allowances	12,102	11,933	12,056	12,056	11,146
01180000	Legal	51505	FICA/OADSI	29,824	30,891	37,561	37,561	40,633
01180000	Legal	51510	FICA/MD	7,554	7,872	8,783	8,783	9,503
01180000	Legal	51515	Employers KPERs	49,932	48,946	62,947	62,947	64,817
01180000	Legal	51530	Pension Plan	36,901	40,243	34,317	34,317	39,322
01180000	Legal	51540	Workers Compensation	1,649	1,291	1,414	1,414	1,530
01180000	Legal	51545	Unemployment	1,599	1,189	1,483	1,483	1,691
01180000	Legal	51550	Health Insurance	58,959	77,621	66,000	66,000	69,875
01180000	Legal	51555	Short Term Disability	142	137	171	171	208
01180000	Legal	51565	Life Insurance	1,091	1,292	1,231	1,231	1,651
01180000	Legal	51570	Employee Assistance Program	169	157	179	179	195
01180000	Legal	51575	Other Benefits	112	25	0	0	0
			Personnel Services Total	720,342	769,015	819,915	819,915	884,797
01180000	Legal	52106	Appraisal Services	3,500	3,960	3,250	3,250	3,250
01180000	Legal	52111	Bond Counsel	0	0	3,265	3,265	3,265
01180000	Legal	52138	Insurance Services	0	0	7,000	7,000	7,000
01180000	Legal	52150	Legal Services	3,888	4,918	14,000	14,000	12,500
01180000	Legal	52156	Offsite Storage	811	867	1,850	1,850	1,850
01180000	Legal	52159	Other Professional Services	12,000	13,000	3,250	3,250	3,250
01180000	Legal	52300	Training/Travel/Meetings	0	7	1,450	1,450	871
01180000	Legal	52302	Training/Travel/Mtgs - Per Diem	1,964	486	2,500	2,500	2,500
01180000	Legal	52303	Meals/Food/Refreshments	479	591	711	711	611
01180000	Legal	52304	Training/Mtgs - Registration	8,263	3,468	8,450	8,450	8,450
01180000	Legal	52306	Training/Travel - Airline	2,388	1,514	3,200	3,200	3,200
01180000	Legal	52308	Training/Travel - Mileage	0	0	1,728	1,728	1,728
01180000	Legal	52310	Training/Travel - Parking	180	105	250	250	250
01180000	Legal	52312	Training/Travel - Taxi	313	286	350	350	350
01180000	Legal	52314	Training/Travel - Tolls	12	21	200	200	200
01180000	Legal	52316	Training/Travel - Lodging	6,738	1,018	7,050	7,050	6,550
01180000	Legal	52318	Training/Travel - Rental Car	0	0	265	265	265
01180000	Legal	52320	Training/Mtgs - Hosted by City	399	679	500	500	1,000
01180000	Legal	52322	Training - Materials	0	0	150	150	150
01180000	Legal	52324	Mileage - Other	6	28	0	0	100
01180000	Legal	52530	Telephone	0	0	100	100	100
01180000	Legal	52718	Repair/Maint - PC & Printers	0	0	324	324	324
01180000	Legal	52800	Advertising/Publications	89	251	440	440	440
01180000	Legal	52810	Copying/Printings Services	812	198	1,006	1,006	1,006
01180000	Legal	52815	Court/Recording Fees	869	2,363	921	921	3,000
01180000	Legal	52820	Dues/Memberships	5,814	4,790	6,100	6,100	6,100
01180000	Legal	52830	Insurance - Property & Liability	310,062	360,469	498,586	498,586	498,586
01180000	Legal	52840	Licenses/Certifications	0	0	4,000	4,000	4,000
01180000	Legal	52850	Postage/Shipping	56	38	516	516	516
01180000	Legal	52857	Litigation	0	1,024	3,300	3,300	3,300
01180000	Legal	52870	Subscriptions	16,365	17,726	18,967	18,967	38,967
			Contractual Services Total	375,009	417,807	593,679	593,679	613,679

ORG	ORG DESCRIPTION	OBJ	DESCRIPTION	2016	2017	2018	2018	2019
				ACTUAL	ACTUAL	ORIGINAL BUDGET	REVISED BUDGET	BUDGET
01180000	Legal	54100	Equipment (commodities)	0	680	2,401	2,401	2,401
01180000	Legal	54150	Equipment - Computer	0	0	1,316	1,316	1,316
01180000	Legal	54336	Supplies - Office	1,371	1,087	4,754	4,754	4,754
01180000	Legal	54342	Supplies - Other/misc	237	410	250	250	250
01180000	Legal	54405	Books/Videos	0	20	1,416	1,416	1,416
			Commodities Total	1,608	2,197	10,137	10,137	10,137
Org Total				1,096,959	1,189,019	1,423,731	1,423,731	1,508,613
01181000	Prosecution	51100	Regular Salary/Wages	146,880	157,544	162,214	162,214	172,902
01181000	Prosecution	51120	Allowances	1,827	1,820	1,820	1,820	1,820
01181000	Prosecution	51505	FICA/OADSI	8,762	9,454	10,170	10,170	10,833
01181000	Prosecution	51510	FICA/MD	2,049	2,211	2,378	2,378	2,534
01181000	Prosecution	51515	Employers KPERS	13,852	13,702	17,043	17,043	17,280
01181000	Prosecution	51530	Pension Plan	12,117	10,984	7,987	7,987	7,680
01181000	Prosecution	51540	Workers Compensation	463	371	385	385	410
01181000	Prosecution	51545	Unemployment	435	335	406	406	453
01181000	Prosecution	51550	Health Insurance	28,084	33,159	24,000	24,000	21,500
01181000	Prosecution	51555	Short Term Disability	47	55	62	62	64
01181000	Prosecution	51565	Life Insurance	265	275	287	287	323
01181000	Prosecution	51570	Employee Assistance Program	76	78	83	83	90
01181000	Prosecution	51575	Other Benefits	25	0	0	0	0
			Personnel Services Total	214,884	229,988	226,834	226,834	235,889
01181000	Prosecution	52150	Legal Services	0	0	2,000	2,000	2,000
01181000	Prosecution	52300	Training/Travel/Meetings	0	0	600	600	600
01181000	Prosecution	52302	Training/Travel/Mtgs - Per Diem	457	292	825	825	825
01181000	Prosecution	52303	Meals/Food/Refreshments	13	20	200	200	200
01181000	Prosecution	52304	Training/Mtgs - Registration	1,620	719	1,950	1,950	1,800
01181000	Prosecution	52306	Training/Travel - Airline	442	305	1,650	1,650	1,500
01181000	Prosecution	52308	Training/Travel - Mileage	197	0	1,760	1,760	1,760
01181000	Prosecution	52310	Training/Travel - Parking	0	0	200	200	200
01181000	Prosecution	52312	Training/Travel - Taxi	22	20	100	100	100
01181000	Prosecution	52314	Training/Travel - Tolls	8	0	100	100	100
01181000	Prosecution	52316	Training/Travel - Lodging	1,076	1,390	1,650	1,650	1,650
01181000	Prosecution	52318	Training/Travel - Rental Car	0	0	220	220	220
01181000	Prosecution	52800	Advertising/Publications	71	11	350	350	350
01181000	Prosecution	52810	Copying/Printings Services	0	0	286	286	286
01181000	Prosecution	52815	Court/Recording Fees	162	0	208	208	208
01181000	Prosecution	52820	Dues/Memberships	1,060	1,855	1,940	1,940	2,240
01181000	Prosecution	52840	Licenses/Certifications	0	0	494	494	494
01181000	Prosecution	52850	Postage/Shipping	0	0	108	108	108
01181000	Prosecution	52870	Subscriptions	40	0	650	650	650
			Contractual Services Total	5,167	4,612	15,291	15,291	15,291
01181000	Prosecution	54100	Equipment (commodities)	0	0	271	271	271
01181000	Prosecution	54150	Equipment - Computer	0	0	400	400	400
01181000	Prosecution	54336	Supplies - Office	24	300	448	448	448
01181000	Prosecution	54342	Supplies - Other/misc	52	0	0	0	0
01181000	Prosecution	54405	Books/Videos	0	0	180	180	180
			Commodities Total	76	300	1,299	1,299	1,299
Org Total				220,128	234,900	243,424	243,424	252,479
Legal Total				1,317,087	1,423,919	1,667,155	1,667,155	1,761,092
01200000	CD Administration	51100	Regular Salary/Wages	601,730	639,277	731,133	731,133	792,157
01200000	CD Administration	51110	Overtime/Shift/Hazard	6,424	13,944	13,562	13,562	13,562
01200000	CD Administration	51120	Allowances	11,884	11,838	11,216	11,216	11,216
01200000	CD Administration	51505	FICA/OADSI	34,954	37,506	46,867	46,867	50,649
01200000	CD Administration	51510	FICA/MD	8,551	9,115	10,960	10,960	11,846
01200000	CD Administration	51515	Employers KPERS	56,525	56,638	76,873	76,873	78,898
01200000	CD Administration	51520	Employers KPERS W@R	2,612	2,665	2,436	2,436	2,910
01200000	CD Administration	51530	Pension Plan	43,611	45,698	49,499	49,499	47,866
01200000	CD Administration	51540	Workers Compensation	1,978	1,596	1,814	1,814	1,961
01200000	CD Administration	51545	Unemployment	1,814	1,376	1,826	1,826	2,081
01200000	CD Administration	51550	Health Insurance	127,315	126,397	135,600	135,600	121,475
01200000	CD Administration	51555	Short Term Disability	250	259	350	350	362
01200000	CD Administration	51565	Life Insurance	1,441	1,551	1,777	1,777	2,008
01200000	CD Administration	51570	Employee Assistance Program	268	275	325	325	369
01200000	CD Administration	51575	Other Benefits	430	203	0	0	0
			Personnel Services Total	899,788	948,338	1,084,238	1,084,238	1,137,360

ORG	ORG DESCRIPTION	OBJ	DESCRIPTION	2016	2017	2018	2018	2019
				ACTUAL	ACTUAL	ORIGINAL BUDGET	REVISED BUDGET	BUDGET
01200000	CD Administration	52100	Services	0	182,508	185,250	185,250	275,250
01200000	CD Administration	52156	Offsite Storage	5,282	7,772	5,750	5,750	5,750
01200000	CD Administration	52159	Other Professional Services	4,148	0	0	0	0
01200000	CD Administration	52178	Temporary Agencies	1,795	4,254	0	0	0
01200000	CD Administration	52300	Training/Travel/Meetings	22	0	14,000	14,000	14,000
01200000	CD Administration	52302	Training/Travel/Mtgs - Per Diem	1,003	945	0	0	0
01200000	CD Administration	52303	Meals/Food/Refreshments	3,814	721	0	0	0
01200000	CD Administration	52304	Training/Mtgs - Registration	4,259	4,089	0	0	0
01200000	CD Administration	52306	Training/Travel - Airline	578	1,112	0	0	0
01200000	CD Administration	52310	Training/Travel - Parking	97	39	0	0	0
01200000	CD Administration	52312	Training/Travel - Taxi	79	298	0	0	0
01200000	CD Administration	52314	Training/Travel - Tolls	34	77	0	0	0
01200000	CD Administration	52316	Training/Travel - Lodging	2,597	2,834	0	0	0
01200000	CD Administration	52320	Training/Mtgs - Hosted by City	622	0	0	0	0
01200000	CD Administration	52800	Advertising/Publications	-36	331	0	0	0
01200000	CD Administration	52810	Copying/Printings Services	1,164	577	2,250	2,250	2,250
01200000	CD Administration	52815	Court/Recording Fees	74	35	0	0	0
01200000	CD Administration	52820	Dues/Memberships	1,378	1,220	2,250	2,250	2,250
01200000	CD Administration	52825	Association Dues	379	595	0	0	0
01200000	CD Administration	52840	Licenses/Certifications	505	235	250	250	250
01200000	CD Administration	52870	Subscriptions	159	119	500	500	500
			Contractual Services Total	27,952	207,761	210,250	210,250	300,250
01200000	CD Administration	54212	Software - Personal Computer	0	159	550	550	50,550
01200000	CD Administration	54300	Supplies	0	519	5,775	5,775	5,775
01200000	CD Administration	54330	Supplies - Medical (disposable)	639	180	0	0	0
01200000	CD Administration	54336	Supplies - Office	1,774	3,858	0	0	0
01200000	CD Administration	54342	Supplies - Other/misc	0	266	0	0	0
01200000	CD Administration	54432	Recognition	561	306	500	500	500
01200000	CD Administration	54442	Uniforms	0	-40	0	0	0
			Commodities Total	2,975	5,248	6,825	6,825	56,825
			Org Total	930,714	1,161,347	1,301,313	1,301,313	1,494,435
01201000	Community Standards	51100	Regular Salary/Wages	155,474	170,025	185,216	185,216	217,152
01201000	Community Standards	51110	Overtime/Shift/Hazard	0	115	0	0	0
01201000	Community Standards	51120	Allowances	1,316	1,659	1,820	1,820	1,365
01201000	Community Standards	51505	FICA/OADSI	9,175	10,101	11,597	11,597	13,547
01201000	Community Standards	51510	FICA/MD	2,146	2,362	2,712	2,712	3,168
01201000	Community Standards	51515	Employers KPERS	13,912	13,543	16,886	16,886	18,134
01201000	Community Standards	51530	Pension Plan	10,987	11,514	10,872	10,872	11,001
01201000	Community Standards	51540	Workers Compensation	2,447	3,155	2,939	2,939	8,244
01201000	Community Standards	51545	Unemployment	455	356	463	463	570
01201000	Community Standards	51550	Health Insurance	53,256	54,372	36,000	36,000	32,250
01201000	Community Standards	51555	Short Term Disability	71	71	93	93	96
01201000	Community Standards	51565	Life Insurance	355	371	389	389	462
01201000	Community Standards	51570	Employee Assistance Program	78	78	110	110	120
01201000	Community Standards	51575	Other Benefits	38	26	0	0	0
			Personnel Services T Total	249,710	267,748	269,097	269,097	306,109
01201000	Community Standards	52100	Services	0	6,126	0	0	0
01201000	Community Standards	52154	Mowing (Weeds)	7,365	9,033	12,000	12,000	12,000
01201000	Community Standards	52155	Mowing (Nuisance)	9,678	3,434	12,000	12,000	12,000
01201000	Community Standards	52300	Training/Travel/Meetings	0	30	2,050	2,050	2,050
01201000	Community Standards	52303	Meals/Food/Refreshments	10	0	0	0	0
01201000	Community Standards	52320	Training/Mtgs - Hosted by City	14	0	0	0	0
01201000	Community Standards	52800	Advertising/Publications	0	0	1,500	1,500	1,500
01201000	Community Standards	52810	Copying/Printings Services	0	0	250	250	250
01201000	Community Standards	52815	Court/Recording Fees	0	64	0	0	0
			Contractual Services Total	17,068	18,687	27,800	27,800	27,800
01201000	Community Standards	54110	Equipment - Other Minor	0	110	150	150	150
01201000	Community Standards	54300	Supplies	0	40	250	250	250
01201000	Community Standards	54336	Supplies - Office	0	28	0	0	0
01201000	Community Standards	54442	Uniforms	318	286	750	750	750
			Commodities Total	318	464	1,150	1,150	1,150
			Org Total	267,095	286,899	298,047	298,047	335,059
01202000	Building Inspection	51100	Regular Salary/Wages	354,743	398,427	456,083	456,083	514,442
01202000	Building Inspection	51110	Overtime/Shift/Hazard	8,622	11,270	0	0	0
01202000	Building Inspection	51120	Allowances	956	1,292	910	910	1,820
01202000	Building Inspection	51505	FICA/OADSI	21,480	24,609	28,334	28,334	32,010

ORG	ORG DESCRIPTION	OBJ	DESCRIPTION	2016	2017	2018	2018	2019
				ACTUAL	ACTUAL	ORIGINAL BUDGET	REVISED BUDGET	BUDGET
01202000	Building Inspection	51510	FICA/MD	5,024	5,755	6,627	6,627	7,485
01202000	Building Inspection	51515	Employers KPERS	33,592	34,708	44,149	44,149	46,895
01202000	Building Inspection	51530	Pension Plan	26,107	29,311	28,426	28,426	28,452
01202000	Building Inspection	51540	Workers Compensation	13,029	10,597	13,139	13,139	10,445
01202000	Building Inspection	51545	Unemployment	1,058	867	1,140	1,140	1,350
01202000	Building Inspection	51550	Health Insurance	80,072	88,518	84,000	84,000	75,250
01202000	Building Inspection	51555	Short Term Disability	137	155	217	217	224
01202000	Building Inspection	51565	Life Insurance	856	975	1,021	1,021	1,195
01202000	Building Inspection	51570	Employee Assistance Program	151	168	220	220	240
			Personnel Services Total	545,827	606,652	664,266	664,266	719,808
01202000	Building Inspection	52100	Services	0	0	1,000	1,000	1,000
01202000	Building Inspection	52159	Other Professional Services	143	0	0	0	0
01202000	Building Inspection	52300	Training/Travel/Meetings	0	175	8,000	8,000	8,000
01202000	Building Inspection	52302	Training/Travel/Mtgs - Per Diem	0	291	0	0	0
01202000	Building Inspection	52303	Meals/Food/Refreshments	375	155	0	0	0
01202000	Building Inspection	52304	Training/Mtgs - Registration	235	1,738	0	0	0
01202000	Building Inspection	52310	Training/Travel - Parking	26	15	0	0	0
01202000	Building Inspection	52314	Training/Travel - Tolls	6	0	0	0	0
01202000	Building Inspection	52316	Training/Travel - Lodging	0	745	0	0	0
01202000	Building Inspection	52318	Training/Travel - Rental Car	0	219	0	0	0
01202000	Building Inspection	52322	Training - Materials	133	625	0	0	0
01202000	Building Inspection	52324	Mileage - Other	0	97	0	0	0
01202000	Building Inspection	52700	Repair/Maintenance	0	0	500	500	500
01202000	Building Inspection	52810	Copying/Printings Services	419	0	250	250	250
01202000	Building Inspection	52820	Dues/Memberships	445	470	1,000	1,000	1,000
01202000	Building Inspection	52840	Licenses/Certifications	618	1,219	1,500	1,500	1,500
01202000	Building Inspection	52855	Public Notices	0	32	0	0	0
			Contractual Services Total	2,399	5,781	12,250	12,250	12,250
01202000	Building Inspection	54300	Supplies	28	0	250	250	250
01202000	Building Inspection	54320	Supplies - Field	241	282	0	0	0
01202000	Building Inspection	54336	Supplies - Office	72	36	0	0	0
01202000	Building Inspection	54342	Supplies - Other/misc	0	1	0	0	0
01202000	Building Inspection	54405	Books/Videos	248	4,963	6,000	6,000	6,000
01202000	Building Inspection	54442	Uniforms	951	1,123	3,000	3,000	3,000
01202000	Building Inspection	54444	Uniforms - Boots	451	1,047	0	0	0
			Commodities Total	1,992	7,452	9,250	9,250	9,250
			Org Total	550,217	619,885	685,766	685,766	741,308
01203000	Land Use	51100	Regular Salary/Wages	384,644	356,495	370,853	370,853	397,006
01203000	Land Use	51110	Overtime/Shift/Hazard	0	44	0	0	0
01203000	Land Use	51120	Allowances	896	0	0	0	0
01203000	Land Use	51505	FICA/OADSI	22,834	21,199	22,992	22,992	24,615
01203000	Land Use	51510	FICA/MD	5,340	4,958	5,377	5,377	5,757
01203000	Land Use	51515	Employers KPERS	35,873	30,923	38,531	38,531	39,264
01203000	Land Use	51530	Pension Plan	25,102	25,249	24,810	24,810	23,821
01203000	Land Use	51540	Workers Compensation	1,231	855	890	890	953
01203000	Land Use	51545	Unemployment	1,126	748	927	927	1,042
01203000	Land Use	51550	Health Insurance	91,685	82,324	60,000	60,000	53,750
01203000	Land Use	51555	Short Term Disability	119	118	155	155	160
01203000	Land Use	51565	Life Insurance	916	847	889	889	1,001
01203000	Land Use	51570	Employee Assistance Program	130	130	138	138	150
01203000	Land Use	51575	Other Benefits	50	0	0	0	0
			Personnel Services Total	569,947	523,890	525,561	525,561	547,519
01203000	Land Use	52100	Services	0	12,750	1,000	1,000	1,000
01203000	Land Use	52159	Other Professional Services	0	564	0	0	0
01203000	Land Use	52300	Training/Travel/Meetings	0	0	12,000	12,000	12,000
01203000	Land Use	52302	Training/Travel/Mtgs - Per Diem	798	1,009	0	0	0
01203000	Land Use	52303	Meals/Food/Refreshments	772	408	0	0	0
01203000	Land Use	52304	Training/Mtgs - Registration	2,275	2,788	0	0	0
01203000	Land Use	52306	Training/Travel - Airline	1,058	750	0	0	0
01203000	Land Use	52310	Training/Travel - Parking	92	66	0	0	0
01203000	Land Use	52312	Training/Travel - Taxi	78	199	0	0	0
01203000	Land Use	52316	Training/Travel - Lodging	3,170	3,913	0	0	0
01203000	Land Use	52800	Advertising/Publications	43	0	0	0	0
01203000	Land Use	52810	Copying/Printings Services	36	0	750	750	750
01203000	Land Use	52820	Dues/Memberships	4,145	2,689	5,000	5,000	5,000
01203000	Land Use	52825	Association Dues	30	510	0	0	0
01203000	Land Use	52855	Public Notices	1,212	1,426	1,500	1,500	1,500
01203000	Land Use	52870	Subscriptions	396	456	1,000	1,000	1,000
			Contractual Services Total	14,105	27,528	21,250	21,250	21,250

ORG	ORG DESCRIPTION	OBJ	DESCRIPTION	2016	2017	2018	2018	2019
				ACTUAL	ACTUAL	ORIGINAL BUDGET	REVISED BUDGET	BUDGET
01203000	Land Use	54336	Supplies - Office	0	57	1,000	1,000	1,000
01203000	Land Use	54432	Recognition	186	0	0	0	0
01203000	Land Use	54442	Uniforms	172	35	250	250	250
			Commodities Total	358	92	1,250	1,250	1,250
			Org Total	584,409	551,510	548,061	548,061	570,019
01204000	Engineering	51100	Regular Salary/Wages	802,303	879,351	977,697	977,697	1,033,334
01204000	Engineering	51110	Overtime/Shift/Hazard	10,079	22,189	0	0	0
01204000	Engineering	51120	Allowances	1,935	1,928	1,928	1,928	1,928
01204000	Engineering	51505	FICA/OADSI	47,788	53,432	60,735	60,735	64,188
01204000	Engineering	51510	FICA/MD	11,176	12,496	14,203	14,203	15,009
01204000	Engineering	51515	Employers KPERS	76,569	76,928	99,038	99,038	98,224
01204000	Engineering	51530	Pension Plan	60,134	65,143	63,771	63,771	59,590
01204000	Engineering	51540	Workers Compensation	21,553	18,118	20,908	20,908	20,848
01204000	Engineering	51545	Unemployment	2,363	1,879	2,445	2,445	2,711
01204000	Engineering	51550	Health Insurance	193,841	204,410	156,000	156,000	139,750
01204000	Engineering	51555	Short Term Disability	272	287	403	403	416
01204000	Engineering	51565	Life Insurance	1,947	2,107	2,288	2,288	2,503
01204000	Engineering	51570	Employee Assistance Program	299	315	385	385	420
01204000	Engineering	51575	Other Benefits	493	101	0	0	0
			Personnel Services Total	1,230,753	1,338,684	1,399,801	1,399,801	1,438,921
01204000	Engineering	52100	Services	35,594	32,640	41,000	41,000	41,000
01204000	Engineering	52159	Other Professional Services	137,664	0	0	0	0
01204000	Engineering	52300	Training/Travel/Meetings	56	17	17,500	17,500	17,500
01204000	Engineering	52302	Training/Travel/Mtgs - Per Diem	2,412	2,237	0	0	0
01204000	Engineering	52303	Meals/Food/Refreshments	1,053	1,234	0	0	0
01204000	Engineering	52304	Training/Mtgs - Registration	10,529	7,550	0	0	0
01204000	Engineering	52306	Training/Travel - Airline	3,213	555	0	0	0
01204000	Engineering	52310	Training/Travel - Parking	127	150	0	0	0
01204000	Engineering	52312	Training/Travel - Taxi	197	129	0	0	0
01204000	Engineering	52314	Training/Travel - Tolls	387	42	0	0	0
01204000	Engineering	52316	Training/Travel - Lodging	6,343	8,103	0	0	0
01204000	Engineering	52320	Training/Mtgs - Hosted by City	174	246	0	0	0
01204000	Engineering	52322	Training - Materials	29	30	0	0	0
01204000	Engineering	52324	Mileage - Other	51	58	0	0	0
01204000	Engineering	52624	Rents - Equipment	0	0	100	100	100
01204000	Engineering	52800	Advertising/Publications	77	0	100	100	100
01204000	Engineering	52810	Copying/Printings Services	216	641	1,500	1,500	1,500
01204000	Engineering	52820	Dues/Memberships	3,297	3,534	3,500	3,500	3,500
01204000	Engineering	52840	Licenses/Certifications	72	455	500	500	500
01204000	Engineering	52855	Public Notices	0	43	0	0	0
			Contractual Services Total	201,492	57,664	64,200	64,200	64,200
01204000	Engineering	54102	Equipment - Audio & Video	0	0	100	100	100
01204000	Engineering	54106	Equipment - Field	4,189	833	500	500	500
01204000	Engineering	54110	Equipment - Other Minor	70	0	500	500	500
01204000	Engineering	54150	Equipment - Computer	0	0	100	100	100
01204000	Engineering	54154	Equipment - Portable Device	0	0	100	100	100
01204000	Engineering	54200	Software	2,731	2,265	2,500	2,500	2,500
01204000	Engineering	54206	Software - Portable	0	0	50	50	50
01204000	Engineering	54300	Supplies	110	10	2,500	2,500	2,500
01204000	Engineering	54320	Supplies - Field	640	1,131	0	0	0
01204000	Engineering	54336	Supplies - Office	70	0	0	0	0
01204000	Engineering	54342	Supplies - Other/misc	3	0	0	0	0
01204000	Engineering	54432	Recognition	0	54	0	0	0
01204000	Engineering	54434	Recognition - Events	0	0	250	250	250
01204000	Engineering	54442	Uniforms	979	659	3,000	3,000	3,000
01204000	Engineering	54444	Uniforms - Boots	526	1,931	0	0	0
01204000	Engineering	54448	Uniforms - Clothing	2,100	2,029	0	0	0
			Commodities Total	11,419	8,912	9,600	9,600	9,600
			Org Total	1,443,664	1,405,260	1,473,601	1,473,601	1,512,721
			Community Development Total	3,776,099	4,024,901	4,306,788	4,306,788	4,653,542
01300000	Fire Administration	51100	Regular Salary/Wages	246,437	360,799	417,143	417,143	473,218
01300000	Fire Administration	51120	Allowances	5,728	5,706	5,706	5,706	5,706
01300000	Fire Administration	51505	FICA/OADSI	14,213	21,168	26,216	26,216	29,694
01300000	Fire Administration	51510	FICA/MD	3,539	5,051	6,131	6,131	6,945

ORG	ORG DESCRIPTION	OBJ	DESCRIPTION	2016	2017	2018	2018	2019
				ACTUAL	ACTUAL	ORIGINAL BUDGET	REVISED BUDGET	BUDGET
01300000	Fire Administration	51515	Employers KPERS	4,160	4,016	5,016	5,016	5,405
01300000	Fire Administration	51525	KP&F	42,503	61,173	75,251	75,251	98,133
01300000	Fire Administration	51530	Pension Plan	20,975	25,657	28,288	28,288	28,735
01300000	Fire Administration	51540	Workers Compensation	10,953	12,413	16,301	16,301	16,487
01300000	Fire Administration	51545	Unemployment	750	759	1,043	1,043	1,242
01300000	Fire Administration	51550	Health Insurance	41,717	66,379	48,000	48,000	43,000
01300000	Fire Administration	51555	Short Term Disability	63	86	124	124	128
01300000	Fire Administration	51565	Life Insurance	603	875	1,014	1,014	1,206
01300000	Fire Administration	51570	Employee Assistance Program	69	94	110	110	120
01300000	Fire Administration	51575	Other Benefits	299	160	0	0	0
			Personnel Services Total	392,009	564,336	630,343	630,343	710,019
01300000	Fire Administration	52100	Services	53,082	38,999	76,541	76,541	127,791
01300000	Fire Administration	52153	Medical Services	0	48	0	0	0
01300000	Fire Administration	52156	Offsite Storage	262	43	0	0	0
01300000	Fire Administration	52300	Training/Travel/Meetings	0	-120	0	0	0
01300000	Fire Administration	52303	Meals/Food/Refreshments	1,871	3,551	1,000	1,000	1,000
01300000	Fire Administration	52810	Copying/Printings Services	1,113	1,959	755	755	755
01300000	Fire Administration	52820	Dues/Memberships	15,923	13,556	15,000	15,000	15,000
01300000	Fire Administration	52850	Postage/Shipping	169	278	250	250	250
			Contractual Services Total	72,420	58,314	93,546	93,546	144,796
01300000	Fire Administration	54100	Equipment (commodities)	1,658	13,398	18,000	18,000	18,000
01300000	Fire Administration	54110	Equipment - Other Minor	773	6,984	0	0	0
01300000	Fire Administration	54300	Supplies	0	92	0	0	0
01300000	Fire Administration	54336	Supplies - Office	4,267	4,224	7,500	7,500	7,500
			Commodities Total	6,697	24,698	25,500	25,500	25,500
			Org Total	471,126	647,348	749,389	749,389	880,315
01300301	Fire Preparedness	54110	Equipment - Other Minor	1,311	0	2,000	2,000	0
			Commodities Total	1,311	0	2,000	2,000	0
			Org Total	1,311	0	2,000	2,000	0
01300302	Fire Occupational Safety	54100	Equipment (commodities)	2,382	2,475	2,500	2,500	2,500
			Commodities Total	2,382	2,475	2,500	2,500	2,500
			Org Total	2,382	2,475	2,500	2,500	2,500
01300303	Fire Prof. Development	51100	Regular Salary/Wages	341,908	350,901	369,379	369,379	409,137
01300303	Fire Prof. Development	51214	Overtime - Other	1,006	0	0	0	0
01300303	Fire Prof. Development	51218	Overtime - Program Mgmt	56	0	0	0	0
01300303	Fire Prof. Development	51505	FICA/OADSI	20,038	20,606	22,901	22,901	25,366
01300303	Fire Prof. Development	51510	FICA/MD	4,686	4,819	5,356	5,356	5,933
01300303	Fire Prof. Development	51525	KP&F	69,753	67,173	74,208	74,208	94,634
01300303	Fire Prof. Development	51530	Pension Plan	19,458	24,812	24,710	24,710	24,548
01300303	Fire Prof. Development	51540	Workers Compensation	17,245	13,596	14,240	14,240	15,772
01300303	Fire Prof. Development	51545	Unemployment	982	730	924	924	1,073
01300303	Fire Prof. Development	51550	Health Insurance	80,205	89,304	48,000	48,000	43,000
01300303	Fire Prof. Development	51555	Short Term Disability	95	95	124	124	128
01300303	Fire Prof. Development	51565	Life Insurance	805	846	887	887	1,031
01300303	Fire Prof. Development	51570	Employee Assistance Program	104	104	110	110	120
01300303	Fire Prof. Development	51575	Other Benefits	0	267	0	0	0
			Personnel Services Total	556,341	573,253	560,838	560,838	620,742
01300303	Fire Prof. Development	52300	Training/Travel/Meetings	95,038	86,871	103,226	103,226	103,226
			Contractual Services Total	95,038	86,871	103,226	103,226	103,226
01300303	Fire Prof. Development	54100	Equipment (commodities)	17,417	41,873	25,000	25,000	25,000
			Commodities Total	17,417	41,873	25,000	25,000	25,000
			Org Total	668,796	701,997	689,064	689,064	748,968
01301000	Fire Operations	51100	Regular Salary/Wages	4,608,438	4,802,811	5,046,897	5,046,897	5,355,066
01301000	Fire Operations	51110	Overtime/Shift/Hazard	109,632	137,492	232,253	232,253	232,253
01301000	Fire Operations	51115	Holiday	132,746	144,121	174,641	174,641	174,641
01301000	Fire Operations	51204	Overtime - Automatic	1,275	7,758	0	0	0
01301000	Fire Operations	51206	Overtime - Callback	2,793	5,284	0	0	0
01301000	Fire Operations	51210	Overtime - Investigation	210	1,390	0	0	0
01301000	Fire Operations	51214	Overtime - Other	12,261	12,338	0	0	0
01301000	Fire Operations	51216	Overtime - Premium Pay	49,052	49,707	0	0	0
01301000	Fire Operations	51218	Overtime - Program Mgmt	9,517	17,350	0	0	0

ORG	ORG DESCRIPTION	OBJ	DESCRIPTION	2016	2017	2018	2018	2019
				ACTUAL	ACTUAL	ORIGINAL BUDGET	REVISED BUDGET	BUDGET
01301000	Fire Operations	51220	Overtime - Public Education	4,453	6,736	0	0	0
01301000	Fire Operations	51222	Overtime - Special Events	11,371	13,923	0	0	0
01301000	Fire Operations	51226	Overtime - Training	45,440	58,568	0	0	0
01301000	Fire Operations	51227	Overtime - Paramedic Coverage	1,756	5,916	0	0	0
01301000	Fire Operations	51505	FICA/OADSI	296,155	312,673	338,141	338,141	357,238
01301000	Fire Operations	51510	FICA/MD	69,262	73,125	79,087	79,087	83,551
01301000	Fire Operations	51525	KP&F	1,037,054	1,018,612	1,095,670	1,095,670	1,332,743
01301000	Fire Operations	51530	Pension Plan	372,094	388,699	364,849	364,849	345,718
01301000	Fire Operations	51540	Workers Compensation	259,533	210,439	210,244	210,244	234,757
01301000	Fire Operations	51545	Unemployment	14,689	11,053	12,618	12,618	14,051
01301000	Fire Operations	51550	Health Insurance	1,280,206	1,379,645	948,000	948,000	892,250
01301000	Fire Operations	51555	Short Term Disability	1,815	1,840	2,449	2,449	2,688
01301000	Fire Operations	51565	Life Insurance	12,119	12,841	13,091	13,091	14,081
01301000	Fire Operations	51570	Employee Assistance Program	1,992	2,016	2,173	2,173	2,520
01301000	Fire Operations	51575	Other Benefits	974	579	0	0	0
			Personnel Services Total	8,334,835	8,674,916	8,520,113	8,520,113	9,041,557
			Org Total	8,334,835	8,674,916	8,520,113	8,520,113	9,041,557
01301305	Fire Tech Rescue	54110	Equipment - Other Minor	10,604	6,659	12,500	12,500	12,500
			Commodities Total	10,604	6,659	12,500	12,500	12,500
			Org Total	10,604	6,659	12,500	12,500	12,500
01301306	Fire Haz Mat	54110	Equipment - Other Minor	0	985	1,000	1,000	1,000
			Commodities Total	0	985	1,000	1,000	1,000
			Org Total	0	985	1,000	1,000	1,000
01302000	Fire Planning	51100	Regular Salary/Wages	312,602	308,892	346,968	346,968	386,965
01302000	Fire Planning	51202	Overtime - Fire Inspection	95,579	102,060	120,000	120,000	120,000
01302000	Fire Planning	51206	Overtime - Call Back	0	213	0	0	0
01302000	Fire Planning	51222	Overtime - Special Event	0	637	0	0	0
01302000	Fire Planning	51505	FICA/OADSI	18,162	18,121	28,953	28,953	31,432
01302000	Fire Planning	51510	FICA/MD	4,378	4,238	6,771	6,771	7,350
01302000	Fire Planning	51515	Employers KPERS	3,235	2,990	3,893	3,893	5,241
01302000	Fire Planning	51525	KP&F	56,815	51,049	86,288	86,288	105,005
01302000	Fire Planning	51530	Pension Plan	25,396	26,777	28,734	28,734	30,417
01302000	Fire Planning	51540	Workers Compensation	16,192	11,816	18,002	18,002	19,544
01302000	Fire Planning	51545	Unemployment	939	634	867	867	1,016
01302000	Fire Planning	51550	Health Insurance	48,647	77,926	48,000	48,000	53,750
01302000	Fire Planning	51555	Short Term Disability	64	84	124	124	160
01302000	Fire Planning	51565	Life Insurance	674	651	1,031	1,031	1,278
01302000	Fire Planning	51570	Employee Assistance Program	93	117	138	138	150
01302000	Fire Planning	51575	Other Benefits	56	0	0	0	0
			Personnel Services Total	582,832	606,205	689,769	689,769	762,308
			Org Total	582,832	606,205	689,769	689,769	762,308
01302310	Fire Prevention	54300	Supplies	2,152	7,064	2,000	2,000	2,000
			Commodities Total	2,152	7,064	2,000	2,000	2,000
			Org Total	2,152	7,064	2,000	2,000	2,000
01302311	Fire Investigation	54300	Supplies	2,198	2,175	2,000	2,000	2,000
			Commodities Total	2,198	2,175	2,000	2,000	2,000
			Org Total	2,198	2,175	2,000	2,000	2,000
01302312	Fire Education	54110	Equipment - Other Minor	2,103	299	5,000	5,000	5,000
01302312	Fire Education	54300	Supplies	832	1,020	2,000	2,000	7,000
			Commodities Total	2,935	1,319	7,000	7,000	12,000
			Org Total	2,935	1,319	7,000	7,000	12,000
01303314	Fire Logistics Vehicles	52706	Repair/Maint - Automotive	31,802	16,597	27,500	27,500	27,500
			Contractual Services Total	31,802	16,597	27,500	27,500	27,500
01303314	Fire Logistics Vehicles	54110	Equipment - Other Minor	15	0	0	0	0
01303314	Fire Logistics Vehicles	54342	Supplies - Other/misc	154	38	1,500	1,500	1,500
			Commodities Total	169	38	1,500	1,500	1,500
			Org Total	31,971	16,635	29,000	29,000	29,000

ORG	ORG DESCRIPTION	OBJ	DESCRIPTION	2016	2017	2018	2018	2019
				ACTUAL	ACTUAL	ORIGINAL BUDGET	REVISED BUDGET	BUDGET
01303316	Fire Logistics Equipment	52100	Services	0	120	5,000	5,000	5,000
01303316	Fire Logistics Equipment	52148	Laundry/Sanitation Services	5,387	3,664	15,000	15,000	15,000
01303316	Fire Logistics Equipment	52704	Repair/Maint - Equipment	15,596	19,837	27,500	27,500	27,500
			Contractual Services Total	20,983	23,621	47,500	47,500	47,500
01303316	Fire Logistics Equipment	54110	Equipment - Other Minor	51,247	69,864	65,000	65,000	65,000
01303316	Fire Logistics Equipment	54330	Supplies - Medical (disposable)	2,280	0	0	0	0
01303316	Fire Logistics Equipment	54332	Supplies - Medical (durable)	9,350	0	0	0	0
01303316	Fire Logistics Equipment	54442	Uniforms	123,097	146,368	130,000	130,000	135,000
			Commodities Total	185,974	216,232	195,000	195,000	200,000
01303316	Fire Logistics Equipment	55125	Equipment - Other Capital	0	0	60,000	60,000	75,000
			Capital Total	0	0	60,000	60,000	75,000
			Org Total	206,957	239,853	302,500	302,500	322,500
01303318	EMS Training	54100	Equipment (commodities)	0	640	5,000	5,000	5,000
01303318	EMS Training	54330	Supplies - Medical (disposable)	0	2,183	6,000	6,000	6,000
01303318	EMS Training	54332	Supplies - Medical (durable)	0	4,662	16,000	16,000	6,000
			Commodities Total	0	7,485	27,000	27,000	17,000
			Org Total	0	7,485	27,000	27,000	17,000
01303500	Fire Logistics Facilities	52702	Repair/Maint - Facilities	11,263	9,707	23,650	23,650	23,650
			Contractual Services Total	11,263	9,707	23,650	23,650	23,650
01303500	Fire Logistics Facilities	54318	Supplies - Facilities	19,211	23,031	21,000	21,000	26,000
01303500	Fire Logistics Facilities	54425	Furniture	10,845	5,713	3,000	3,000	3,000
			Commodities Total	30,056	28,744	24,000	24,000	29,000
			Org Total	41,319	38,451	47,650	47,650	52,650
			Fire Total	10,359,417	10,953,567	11,083,485	11,083,485	11,886,298
01350000	Police Administration	51100	Regular Salary/Wages	2,398,241	2,425,177	2,814,722	2,814,722	2,918,466
01350000	Police Administration	51110	Overtime/Shift/Hazard	96,556	125,117	52,314	52,314	52,314
01350000	Police Administration	51115	Holiday	31,622	33,671	39,133	39,133	39,133
01350000	Police Administration	51120	Allowances	10,262	9,933	10,236	10,236	9,346
01350000	Police Administration	51505	FICA/OADSI	147,963	151,628	180,813	180,813	187,195
01350000	Police Administration	51510	FICA/MD	34,826	35,673	42,291	42,291	43,781
01350000	Police Administration	51515	Employers KPERS	182,596	176,041	232,053	232,053	225,290
01350000	Police Administration	51525	KP&F	120,236	110,251	137,212	137,212	171,464
01350000	Police Administration	51530	Pension Plan	178,654	189,280	194,466	194,466	180,579
01350000	Police Administration	51540	Workers Compensation	29,412	22,556	25,322	25,322	29,011
01350000	Police Administration	51545	Unemployment	7,366	5,387	7,036	7,036	7,658
01350000	Police Administration	51550	Health Insurance	628,911	612,871	588,000	588,000	537,500
01350000	Police Administration	51555	Short Term Disability	1,024	1,030	1,519	1,519	1,632
01350000	Police Administration	51565	Life Insurance	5,997	6,190	6,981	6,981	7,489
01350000	Police Administration	51570	Employee Assistance Program	1,147	1,140	1,375	1,375	1,560
01350000	Police Administration	51575	Other Benefits	731	810	0	0	0
			Personnel Services Total	3,875,543	3,906,755	4,333,473	4,333,473	4,412,418
01350000	Police Administration	52100	Services	98,571	133,066	150,000	150,000	125,000
01350000	Police Administration	52148	Laundry/Sanitation Services	8,403	6,250	15,000	15,000	15,000
01350000	Police Administration	52156	Offsite Storage	1,131	0	0	0	0
01350000	Police Administration	52159	Other Professional Services	13,232	29,485	59,520	59,520	84,520
01350000	Police Administration	52168	Pre-employment Screenings	17,530	8,957	30,000	30,000	30,000
01350000	Police Administration	52172	Prisoner Boarding	81,875	100,365	115,000	115,000	115,000
01350000	Police Administration	52300	Training/Travel/Meetings	4,629	3,060	53,000	53,000	53,000
01350000	Police Administration	52302	Training/Travel/Mtgs - Per Diem	6,477	4,468	0	0	0
01350000	Police Administration	52303	Meals/Food/Refreshments	1,271	826	0	0	0
01350000	Police Administration	52304	Training/Mtgs - Registration	17,402	36,862	0	0	0
01350000	Police Administration	52306	Training/Travel - Airline	6,477	7,493	0	0	0
01350000	Police Administration	52308	Training/Travel - Mileage	943	0	0	0	0
01350000	Police Administration	52310	Training/Travel - Parking	69	63	0	0	0
01350000	Police Administration	52312	Training/Travel - Taxi	510	756	0	0	0
01350000	Police Administration	52314	Training/Travel - Tolls	77	117	0	0	0
01350000	Police Administration	52316	Training/Travel - Lodging	12,074	11,658	0	0	0
01350000	Police Administration	52318	Training/Travel - Rental Car	0	52	0	0	0
01350000	Police Administration	52320	Training/Mtgs - Hosted by City	0	7,000	0	0	0
01350000	Police Administration	52322	Training - Materials	0	325	0	0	0
01350000	Police Administration	52324	Mileage - Other	278	511	0	0	0

ORG	ORG DESCRIPTION	OBJ	DESCRIPTION	2016	2017	2018	2018	2019
				ACTUAL	ACTUAL	ORIGINAL BUDGET	REVISED BUDGET	BUDGET
01350000	Police Administration	52400	Maintenance Agreement	236,912	193,234	222,000	222,000	222,000
01350000	Police Administration	52500	Utility Service	44,191	31,867	43,208	43,208	43,208
01350000	Police Administration	52530	Telephone	0	1,042	16,000	16,000	16,000
01350000	Police Administration	52555	Video Transmission	23,707	38,351	100,000	100,000	100,000
01350000	Police Administration	52563	Computer/Data Processing	64,382	81,826	80,000	80,000	80,000
01350000	Police Administration	52622	Rents - Range	5,334	3,075	13,500	13,500	13,500
01350000	Police Administration	52700	Repair/Maintenance	18,338	1,466	40,745	40,745	40,745
01350000	Police Administration	52706	Repair/Maint - Automotive	12,738	5,392	34,255	34,255	34,255
01350000	Police Administration	52800	Advertising/Publications	99	0	2,500	2,500	2,500
01350000	Police Administration	52810	Copying/Printings Services	13,645	15,774	19,000	19,000	19,000
01350000	Police Administration	52820	Dues/Memberships	7,079	5,812	4,542	4,542	4,542
01350000	Police Administration	52850	Postage/Shipping	3,767	3,539	5,000	5,000	5,000
			Contractual Services Total	701,138	732,692	1,003,270	1,003,270	1,003,270
01350000	Police Administration	54100	Equipment (commodities)	59,779	100,670	65,000	65,000	65,000
01350000	Police Administration	54110	Equipment - Other Minor	19,700	9,726	30,000	30,000	30,000
01350000	Police Administration	54150	Equipment - Computer	55,060	47,362	60,000	60,000	60,000
01350000	Police Administration	54200	Software	9,115	4,582	5,000	5,000	5,000
01350000	Police Administration	54300	Supplies	29,655	22,438	35,000	35,000	35,000
01350000	Police Administration	54330	Supplies - Medical (disposable)	2,021	5,094	5,000	5,000	5,000
01350000	Police Administration	54334	Supplies - Motor Vehicle	0	1,080	0	0	0
01350000	Police Administration	54336	Supplies - Office	19,931	4,834	35,000	35,000	35,000
01350000	Police Administration	54340	Supplies - Operational	2,129	1,002	4,000	4,000	4,000
01350000	Police Administration	54342	Supplies - Other/misc	0	140	0	0	0
01350000	Police Administration	54405	Books/Videos	0	0	2,000	2,000	2,000
01350000	Police Administration	54425	Furniture	6,872	1,868	10,000	10,000	10,000
01350000	Police Administration	54442	Uniforms	27,807	25,922	40,103	40,103	40,103
			Commodities Total	232,070	224,718	291,103	291,103	291,103
			Org Total	4,808,751	4,864,165	5,627,846	5,627,846	5,706,791
01350401	Police Towers	52100	Services	7,600	0	32,509	32,509	32,509
01350401	Police Towers	52159	Other Professional Services	5,943	0	5,940	5,940	5,940
01350401	Police Towers	52500	Utility Service	0	360	4,752	4,752	4,752
01350401	Police Towers	52700	Repair/Maintenance	0	0	3,780	3,780	3,780
			Contractual Services Total	13,543	360	46,981	46,981	46,981
01350401	Police Towers	54342	Supplies - Other/misc	0	0	7,020	7,020	7,020
			Commodities Total	0	0	7,020	7,020	7,020
			Org Total	13,543	360	54,001	54,001	54,001
01351000	Police Investigations	51100	Regular Salary/Wages	610,371	655,523	701,912	701,912	751,014
01351000	Police Investigations	51110	Overtime/Shift/Hazard	53,628	58,266	101,999	101,999	101,999
01351000	Police Investigations	51120	Allowances	10,865	11,813	11,730	11,730	12,640
01351000	Police Investigations	51505	FICA/OADSI	40,160	42,990	50,570	50,570	53,671
01351000	Police Investigations	51510	FICA/MD	9,392	10,054	11,826	11,826	12,552
01351000	Police Investigations	51515	Employers KPERS	3,943	3,693	4,493	4,493	4,407
01351000	Police Investigations	51525	KP&F	129,115	125,644	155,177	155,177	189,919
01351000	Police Investigations	51530	Pension Plan	57,011	54,333	54,566	54,566	51,939
01351000	Police Investigations	51540	Workers Compensation	17,575	13,921	16,034	16,034	17,042
01351000	Police Investigations	51545	Unemployment	2,009	1,507	1,756	1,756	1,972
01351000	Police Investigations	51550	Health Insurance	135,747	139,190	132,000	132,000	139,750
01351000	Police Investigations	51555	Short Term Disability	241	238	341	341	416
01351000	Police Investigations	51565	Life Insurance	1,622	1,711	1,957	1,957	2,181
01351000	Police Investigations	51570	Employee Assistance Program	265	260	303	303	390
01351000	Police Investigations	51575	Other Benefits	53	187	0	0	0
			Personnel Services Total	1,071,998	1,119,330	1,244,664	1,244,664	1,339,892
01351000	Police Investigations	52100	Services	0	0	2,052	2,052	2,052
01351000	Police Investigations	52159	Other Professional Services	2,285	4,567	7,798	7,798	7,798
01351000	Police Investigations	52300	Training/Travel/Meetings	0	0	24,484	24,484	24,484
01351000	Police Investigations	52302	Training/Travel/Mtgs - Per Diem	2,540	2,132	0	0	0
01351000	Police Investigations	52303	Meals/Food/Refreshments	382	439	0	0	0
01351000	Police Investigations	52304	Training/Mtgs - Registration	8,494	4,260	0	0	0
01351000	Police Investigations	52306	Training/Travel - Airline	2,274	1,569	0	0	0
01351000	Police Investigations	52308	Training/Travel - Mileage	895	0	0	0	0
01351000	Police Investigations	52310	Training/Travel - Parking	131	54	0	0	0
01351000	Police Investigations	52312	Training/Travel - Taxi	190	175	0	0	0
01351000	Police Investigations	52314	Training/Travel - Tolls	129	67	0	0	0
01351000	Police Investigations	52316	Training/Travel - Lodging	8,076	2,830	0	0	0
01351000	Police Investigations	52322	Training - Materials	1,222	0	0	0	0
01351000	Police Investigations	52324	Mileage - Other	0	240	0	0	0

ORG	ORG DESCRIPTION	OBJ	DESCRIPTION	2016	2017	2018	2018	2019
				ACTUAL	ACTUAL	ORIGINAL BUDGET	REVISED BUDGET	BUDGET
01351000	Police Investigations	52620	Rents/Leases	622	814	2,052	2,052	2,052
01351000	Police Investigations	52700	Repair/Maintenance	0	0	1,000	1,000	1,000
01351000	Police Investigations	52810	Copying/Printings Services	1,295	103	0	0	0
01351000	Police Investigations	52820	Dues/Memberships	1,269	925	1,898	1,898	1,898
			Contractual Services Total	29,805	18,175	39,284	39,284	39,284
01351000	Police Investigations	54110	Equipment - Other Minor	3,859	584	6,671	6,671	6,671
01351000	Police Investigations	54150	Equipment - Computer	0	87	0	0	0
01351000	Police Investigations	54336	Supplies - Office	222	0	0	0	0
01351000	Police Investigations	54342	Supplies - Other/misc	3,475	0	7,000	7,000	7,000
01351000	Police Investigations	54425	Furniture	0	0	4,000	4,000	4,000
01351000	Police Investigations	54442	Uniforms	3,673	3,341	3,694	3,694	3,694
			Commodities Total	11,229	4,012	21,365	21,365	21,365
			Org Total	1,113,031	1,141,517	1,305,313	1,305,313	1,400,541
01352000	Patrol Administration	51100	Regular Salary/Wages	4,465,709	4,364,195	4,973,385	4,973,385	5,099,419
01352000	Patrol Administration	51110	Overtime/Shift/Hazard	431,902	453,516	429,907	429,907	429,907
01352000	Patrol Administration	51115	Holiday	79,692	77,929	72,288	72,288	72,288
01352000	Patrol Administration	51120	Allowances	10,295	9,262	10,920	10,920	8,190
01352000	Patrol Administration	51505	FICA/OADSI	295,317	291,002	340,162	340,162	347,809
01352000	Patrol Administration	51510	FICA/MD	69,066	68,057	79,556	79,556	81,341
01352000	Patrol Administration	51515	Employers KPERS	22,388	19,597	26,420	26,420	24,578
01352000	Patrol Administration	51525	KP&F	965,016	879,617	1,049,139	1,049,139	1,237,756
01352000	Patrol Administration	51530	Pension Plan	356,172	359,675	363,068	363,068	332,673
01352000	Patrol Administration	51540	Workers Compensation	133,015	99,140	111,199	111,199	114,014
01352000	Patrol Administration	51545	Unemployment	14,660	10,319	12,437	12,437	13,387
01352000	Patrol Administration	51550	Health Insurance	1,020,593	1,003,747	960,000	960,000	903,000
01352000	Patrol Administration	51555	Short Term Disability	1,805	1,698	2,480	2,480	2,720
01352000	Patrol Administration	51565	Life Insurance	11,760	11,647	13,022	13,022	13,792
01352000	Patrol Administration	51570	Employee Assistance Program	2,001	1,878	2,255	2,255	2,640
01352000	Patrol Administration	51575	Other Benefits	558	636	0	0	0
			Personnel Services Total	7,879,950	7,651,915	8,446,238	8,446,238	8,683,512
01352000	Patrol Administration	52103	Animal Boarding	8,605	1,050	29,052	29,052	25,000
01352000	Patrol Administration	52148	Laundry/Sanitation Services	18,878	20,482	22,106	22,106	25,000
01352000	Patrol Administration	52159	Other Professional Services	4,984	1,443	11,670	11,670	10,000
01352000	Patrol Administration	52168	Pre-employment Screenings	0	0	5,184	5,184	5,000
01352000	Patrol Administration	52300	Training/Travel/Meetings	6,886	1,861	110,987	110,987	140,000
01352000	Patrol Administration	52302	Training/Travel/Mtgs - Per Diem	14,120	10,110	0	0	0
01352000	Patrol Administration	52303	Meals/Food/Refreshments	1,390	1,114	0	0	0
01352000	Patrol Administration	52304	Training/Mtgs - Registration	56,338	32,959	0	0	0
01352000	Patrol Administration	52306	Training/Travel - Airline	14,567	6,779	0	0	0
01352000	Patrol Administration	52308	Training/Travel - Mileage	665	689	0	0	0
01352000	Patrol Administration	52310	Training/Travel - Parking	171	124	0	0	0
01352000	Patrol Administration	52312	Training/Travel - Taxi	455	448	0	0	0
01352000	Patrol Administration	52314	Training/Travel - Tolls	202	109	0	0	0
01352000	Patrol Administration	52316	Training/Travel - Lodging	25,582	14,284	0	0	0
01352000	Patrol Administration	52318	Training/Travel - Rental Car	1,245	441	0	0	0
01352000	Patrol Administration	52322	Training - Materials	0	573	0	0	0
01352000	Patrol Administration	52324	Mileage - Other	2,559	820	0	0	0
01352000	Patrol Administration	52620	Rents/Leases	0	0	1,539	1,539	2,000
01352000	Patrol Administration	52700	Repair/Maintenance	0	0	2,052	2,052	2,000
01352000	Patrol Administration	52820	Dues/Memberships	4,040	2,223	3,078	3,078	4,000
			Contractual Services Total	160,688	95,509	185,668	185,668	213,000
01352000	Patrol Administration	54100	Equipment (commodities)	85,693	12,966	15,382	15,382	16,054
01352000	Patrol Administration	54110	Equipment - Other Minor	23,605	20,947	17,722	17,722	17,000
01352000	Patrol Administration	54303	Supplies - Ammunition	35,485	83,050	59,910	59,910	74,910
01352000	Patrol Administration	54330	Supplies - Medical (disposable)	4,370	2,313	2,052	2,052	2,500
01352000	Patrol Administration	54336	Supplies - Office	544	0	0	0	0
01352000	Patrol Administration	54340	Supplies - Operational	12	0	0	0	0
01352000	Patrol Administration	54342	Supplies - Other/misc	27,014	12,471	75,803	75,803	75,000
01352000	Patrol Administration	54442	Uniforms	56,214	36,194	41,927	41,927	40,000
			Commodities Total	232,938	167,941	212,796	212,796	225,464
			Org Total	8,273,575	7,915,365	8,844,702	8,844,702	9,121,976
01352011	Police Patrol - Recruiting	52304	Training/Mtgs - Registration	0	35	0	0	0
			Contractual Services Total	0	35	0	0	0
01352011	Police Patrol - Recruiting	54342	Supplies - Other/misc	0	207	0	0	0
			Commodities Total	0	207	0	0	0
			Org Total	0	242	0	0	0

ORG	ORG DESCRIPTION	OBJ	DESCRIPTION	2016	2017	2018	2018	2019
				ACTUAL	ACTUAL	ORIGINAL BUDGET	REVISED BUDGET	BUDGET
01352307	Police Patrol - Bike	52302	Training/Travel/Mtgs - Per Diem	0	296	0	0	0
01352307	Police Patrol - Bike	52304	Training/Mtgs - Registration	0	1,198	0	0	0
01352307	Police Patrol - Bike	52316	Training/Travel - Lodging	0	758	0	0	0
01352307	Police Patrol - Bike	52322	Training - Materials	0	30	0	0	0
			Contractual Services Total	0	2,282	0	0	0
01352307	Police Patrol - Bike	54100	Equipment (commodities)	0	1,160	0	0	0
01352307	Police Patrol - Bike	54110	Equipment - Other Minor	0	6,890	0	0	0
01352307	Police Patrol - Bike	54342	Supplies - Other/misc	0	346	0	0	0
01352307	Police Patrol - Bike	54442	Uniforms	0	3,396	0	0	0
			Commodities Total	0	11,792	0	0	0
			Org Total	0	14,074	0	0	0
01352402	Police Patrol - K9	52159	Other Professional Services	0	9,145	0	0	0
01352402	Police Patrol - K9	52302	Training/Travel/Mtgs - Per Diem	0	827	0	0	0
01352402	Police Patrol - K9	52303	Meals/Food/Refreshments	0	20	0	0	0
01352402	Police Patrol - K9	52304	Training/Mtgs - Registration	0	950	0	0	0
01352402	Police Patrol - K9	52306	Training/Travel - Airline	0	870	0	0	0
01352402	Police Patrol - K9	52314	Training/Travel - Tolls	0	12	0	0	0
01352402	Police Patrol - K9	52316	Training/Travel - Lodging	0	576	0	0	0
01352402	Police Patrol - K9	52324	Mileage - Other	0	59	0	0	0
01352402	Police Patrol - K9	52820	Dues/Memberships	0	400	0	0	0
			Contractual Services Total	0	12,859	0	0	0
01352402	Police Patrol - K9	54100	Equipment (commodities)	0	4,881	0	0	0
01352402	Police Patrol - K9	54110	Equipment - Other Minor	0	1,312	0	0	0
01352402	Police Patrol - K9	54342	Supplies - Other/misc	0	1,781	0	0	0
01352402	Police Patrol - K9	54442	Uniforms	0	1,369	0	0	0
			Commodities Total	0	9,343	0	0	0
			Org Total	0	22,202	0	0	0
01352403	Police Patrol - Traffic	52303	Meals/Food/Refreshments	0	199	0	0	0
01352403	Police Patrol - Traffic	52304	Training/Mtgs - Registration	0	493	0	0	0
01352403	Police Patrol - Traffic	52316	Training/Travel - Lodging	0	326	0	0	0
01352403	Police Patrol - Traffic	52324	Mileage - Other	0	153	0	0	0
			Contractual Services Total	0	1,171	0	0	0
01352403	Police Patrol - Traffic	54110	Equipment - Other Minor	0	140	0	0	0
01352403	Police Patrol - Traffic	54342	Supplies - Other/misc	0	404	0	0	0
01352403	Police Patrol - Traffic	54442	Uniforms	0	94	0	0	0
			Commodities Total	0	638	0	0	0
			Org Total	0	1,809	0	0	0
01352404	Patrol Tactical	52302	Training/Travel/Mtgs - Per Diem	0	1,870	0	0	0
01352404	Patrol Tactical	52303	Meals/Food/Refreshments	0	797	0	0	0
01352404	Patrol Tactical	52304	Training/Mtgs - Registration	0	6,665	0	0	0
01352404	Patrol Tactical	52306	Training/Travel - Airline	0	150	0	0	0
01352404	Patrol Tactical	52312	Training/Travel - Taxi	0	121	0	0	0
01352404	Patrol Tactical	52316	Training/Travel - Lodging	0	5,168	0	0	0
01352404	Patrol Tactical	52318	Training/Travel - Rental Car	0	463	0	0	0
01352404	Patrol Tactical	52324	Mileage - Other	0	44	0	0	0
01352404	Patrol Tactical	52820	Dues/Memberships	0	1,045	0	0	0
			Contractual Services Total	0	16,323	0	0	0
01352404	Patrol Tactical	54100	Equipment (commodities)	0	7,733	0	0	0
01352404	Patrol Tactical	54110	Equipment - Other Minor	0	12,923	0	0	0
01352404	Patrol Tactical	54342	Supplies - Other/misc	0	2,905	0	0	0
01352404	Patrol Tactical	54442	Uniforms	0	15,779	0	0	0
			Commodities Total	0	39,340	0	0	0
			Org Total	0	55,663	0	0	0
01352405	Police Patrol - ACO	52103	Animal Boarding	0	9,860	0	0	0
01352405	Police Patrol - ACO	52159	Other Professional Services	0	1,102	0	0	0
01352405	Police Patrol - ACO	52304	Training/Mtgs - Registration	0	700	0	0	0
			Contractual Services Total	0	11,662	0	0	0

ORG	ORG DESCRIPTION	OBJ	DESCRIPTION	2016	2017	2018	2018	2019
				ACTUAL	ACTUAL	ORIGINAL BUDGET	REVISED BUDGET	BUDGET
01352405	Police Patrol - ACO	54110	Equipment - Other Minor	0	100	0	0	0
01352405	Police Patrol - ACO	54342	Supplies - Other/misc	0	64	0	0	0
01352405	Police Patrol - ACO	54442	Uniforms	0	267	0	0	0
			Commodities Total	0	431	0	0	0
			Org Total	0	12,093	0	0	0
01352406	Police Patrol - SRO	52302	Training/Travel/Mtgs - Per Diem	0	353	0	0	0
01352406	Police Patrol - SRO	52304	Training/Mtgs - Registration	0	570	0	0	0
01352406	Police Patrol - SRO	52306	Training/Travel - Airline	0	378	0	0	0
01352406	Police Patrol - SRO	52312	Training/Travel - Taxi	0	68	0	0	0
01352406	Police Patrol - SRO	52316	Training/Travel - Lodging	0	1,056	0	0	0
01352406	Police Patrol - SRO	52324	Mileage - Other	0	33	0	0	0
01352406	Police Patrol - SRO	52820	Dues/Memberships	0	80	0	0	0
			Contractual Services Total	0	2,538	0	0	0
01352406	Police Patrol - SRO	54110	Equipment - Other Minor	0	80	0	0	0
01352406	Police Patrol - SRO	54342	Supplies - Other/misc	0	43	0	0	0
			Commodities Total	0	123	0	0	0
			Org Total	0	2,661	0	0	0
01352407	Police Patrol - Firearms	52302	Training/Travel/Mtgs - Per Diem	0	1,705	0	0	0
01352407	Police Patrol - Firearms	52304	Training/Mtgs - Registration	0	430	0	0	0
01352407	Police Patrol - Firearms	52306	Training/Travel - Airline	0	1,668	0	0	0
01352407	Police Patrol - Firearms	52316	Training/Travel - Lodging	0	1,902	0	0	0
01352407	Police Patrol - Firearms	52318	Training/Travel - Rental Car	0	390	0	0	0
01352407	Police Patrol - Firearms	52324	Mileage - Other	0	26	0	0	0
01352407	Police Patrol - Firearms	52820	Dues/Memberships	0	795	0	0	0
			Contractual Services Total	0	6,916	0	0	0
01352407	Police Patrol - Firearms	54100	Equipment (commodities)	0	2,442	0	0	0
01352407	Police Patrol - Firearms	54110	Equipment - Other Minor	0	1,492	0	0	0
01352407	Police Patrol - Firearms	54342	Supplies - Other/misc	0	410	0	0	0
01352407	Police Patrol - Firearms	54442	Uniforms	0	1,081	0	0	0
			Commodities Total	0	5,425	0	0	0
			Org Total	0	12,341	0	0	0
01352408	Police Patrol - Comm Policing	52302	Training/Travel/Mtgs - Per Diem	0	132	0	0	0
01352408	Police Patrol - Comm Policing	52303	Meals/Food/Refreshments	0	57	0	0	0
01352408	Police Patrol - Comm Policing	52304	Training/Mtgs - Registration	0	2,976	0	0	0
01352408	Police Patrol - Comm Policing	52306	Training/Travel - Airline	0	572	0	0	0
01352408	Police Patrol - Comm Policing	52312	Training/Travel - Taxi	0	32	0	0	0
01352408	Police Patrol - Comm Policing	52316	Training/Travel - Lodging	0	1,625	0	0	0
01352408	Police Patrol - Comm Policing	52820	Dues/Memberships	0	84	0	0	0
			Contractual Services Total	0	5,478	0	0	0
01352408	Police Patrol - Comm Policing	54342	Supplies - Other/misc	0	2,921	0	0	0
01352408	Police Patrol - Comm Policing	54442	Uniforms	0	1,323	0	0	0
			Commodities Total	0	4,244	0	0	0
			Org Total	0	9,722	0	0	0
01352409	Police Patrol - Training	52302	Training/Travel/Mtgs - Per Diem	0	556	0	0	0
01352409	Police Patrol - Training	52303	Meals/Food/Refreshments	0	134	0	0	0
01352409	Police Patrol - Training	52304	Training/Mtgs - Registration	0	5,119	0	0	0
01352409	Police Patrol - Training	52306	Training/Travel - Airline	0	328	0	0	0
01352409	Police Patrol - Training	52314	Training/Travel - Tolls	0	13	0	0	0
01352409	Police Patrol - Training	52316	Training/Travel - Lodging	0	936	0	0	0
01352409	Police Patrol - Training	52318	Training/Travel - Rental Car	0	331	0	0	0
01352409	Police Patrol - Training	52322	Training - Materials	0	270	0	0	0
01352409	Police Patrol - Training	52324	Mileage - Other	0	57	0	0	0
01352409	Police Patrol - Training	52820	Dues/Memberships	0	45	0	0	0
			Contractual Services Total	0	7,789	0	0	0
01352409	Police Patrol - Training	54100	Equipment (commodities)	0	366	0	0	0
01352409	Police Patrol - Training	54342	Supplies - Other/misc	0	45	0	0	0
01352409	Police Patrol - Training	54442	Uniforms	0	355	0	0	0
			Commodities Total	0	766	0	0	0
			Org Total	0	8,555	0	0	0
			Police Total	14,208,900	14,060,769	15,831,862	15,831,862	16,283,309

ORG	ORG DESCRIPTION	OBJ	DESCRIPTION	2016	2017	2018	2018	2019
				ACTUAL	ACTUAL	ORIGINAL BUDGET	REVISED BUDGET	BUDGET
01380000	Emergency Management	51100	Regular Salary/Wages	0	0	70,362	70,362	97,823
01380000	Emergency Management	51505	FICA/OADSI	0	0	4,362	4,362	6,065
01380000	Emergency Management	51510	FICA/MD	0	0	1,020	1,020	1,418
01380000	Emergency Management	51525	KP&F	0	0	14,136	14,136	22,626
01380000	Emergency Management	51530	Pension Plan	0	0	4,707	4,707	5,869
01380000	Emergency Management	51540	Workers Compensation	0	0	169	169	235
01380000	Emergency Management	51545	Unemployment	0	0	176	176	257
01380000	Emergency Management	51550	Health Insurance	0	0	12,000	12,000	10,750
01380000	Emergency Management	51555	Short Term Disability	0	0	31	31	32
01380000	Emergency Management	51565	Life Insurance	0	0	169	169	247
01380000	Emergency Management	51570	Employee Assistance Program	0	0	28	28	30
			Personnel Services Total	0	0	107,160	107,160	145,352
01380000	Emergency Management	52820	Dues/Memberships	0	0	100	100	100
01380000	Emergency Management	52300	Training/Travel/Meetings	0	0	0	0	5,000
01380000	Emergency Management	52320	Training/Mtgs - Hosted by City	0	0	0	0	5,000
			Contractual Services Total	0	0	100	100	10,100
01380000	Emergency Management	54110	Equipment - Other Minor	0	0	140	140	140
01380000	Emergency Management	54336	Supplies - Office	0	0	0	0	1,000
01380000	Emergency Management	54442	Uniforms	0	0	325	325	325
			Commodities Total	0	0	465	465	1,465
01380000	Emergency Management	55100	Capital equipment	0	0	20,000	20,000	0
			Capital Total	0	0	20,000	20,000	0
			Emergency Managment Total	0	0	127,725	127,725	156,917
01400000	Municipal Services Admin.	51100	Regular Salary/Wages	320,074	358,610	426,082	426,082	463,119
01400000	Municipal Services Admin.	51110	Overtime/Shift/Hazard	20	1,579	200	200	200
01400000	Municipal Services Admin.	51120	Allowances	8,605	10,638	10,035	10,035	8,712
01400000	Municipal Services Admin.	51505	FICA/OADSI	19,313	21,734	27,051	27,051	29,265
01400000	Municipal Services Admin.	51510	FICA/MD	4,517	5,083	6,328	6,328	6,845
01400000	Municipal Services Admin.	51515	Employers KPERS	29,476	32,484	45,333	45,333	46,684
01400000	Municipal Services Admin.	51520	Employers KPERS W@R	939	0	0	0	0
01400000	Municipal Services Admin.	51530	Pension Plan	24,685	26,922	29,189	29,189	28,321
01400000	Municipal Services Admin.	51540	Workers Compensation	1,943	891	1,047	1,047	1,133
01400000	Municipal Services Admin.	51545	Unemployment	966	768	1,065	1,065	1,217
01400000	Municipal Services Admin.	51550	Health Insurance	72,016	83,255	78,600	78,600	70,413
01400000	Municipal Services Admin.	51555	Short Term Disability	142	183	203	203	210
01400000	Municipal Services Admin.	51565	Life Insurance	780	891	1,047	1,047	1,189
01400000	Municipal Services Admin.	51570	Employee Assistance Program	131	140	180	180	227
01400000	Municipal Services Admin.	51575	Other Benefits	876	177	0	0	0
			Personnel Services Total	484,483	543,355	626,361	626,361	657,535
01400000	Municipal Services Admin.	52104	Animal Waste Disposal	0	90	0	0	0
01400000	Municipal Services Admin.	52156	Offsite Storage	38	3	0	0	0
01400000	Municipal Services Admin.	52159	Other Professional Services	8,664	4,082	5,400	5,400	5,500
01400000	Municipal Services Admin.	52302	Training/Travel/Mtgs - Per Diem	535	513	1,000	1,000	1,000
01400000	Municipal Services Admin.	52303	Meals/Food/Refreshments	1,274	954	5,000	5,000	5,000
01400000	Municipal Services Admin.	52304	Training/Mtgs - Registration	2,934	3,908	4,500	4,500	4,500
01400000	Municipal Services Admin.	52306	Training/Travel - Airline	718	462	2,000	2,000	2,000
01400000	Municipal Services Admin.	52308	Training/Travel - Mileage	0	0	200	200	200
01400000	Municipal Services Admin.	52310	Training/Travel - Parking	38	91	150	150	150
01400000	Municipal Services Admin.	52312	Training/Travel - Taxi	46	28	100	100	100
01400000	Municipal Services Admin.	52314	Training/Travel - Tolls	3	0	50	50	50
01400000	Municipal Services Admin.	52316	Training/Travel - Lodging	1,675	1,721	5,000	5,000	5,000
01400000	Municipal Services Admin.	52320	Training/Mtgs - Hosted by City	0	1,000	1,000	1,000	1,000
01400000	Municipal Services Admin.	52322	Training - Materials	0	0	300	300	300
01400000	Municipal Services Admin.	52810	Copying/Printings Services	0	62	0	0	0
01400000	Municipal Services Admin.	52820	Dues/Memberships	590	1,204	2,100	2,100	2,100
01400000	Municipal Services Admin.	52825	Association Dues	80	0	500	500	500
			Contractual Services Total	16,596	14,118	27,300	27,300	27,400
01400000	Municipal Services Admin.	54108	Equipment - Office	0	0	1,000	1,000	1,000
01400000	Municipal Services Admin.	54204	Software - Other	0	0	500	500	500
01400000	Municipal Services Admin.	54336	Supplies - Office	2,048	1,165	6,000	6,000	6,000
01400000	Municipal Services Admin.	54342	Supplies - Other/misc	0	0	140	140	0
01400000	Municipal Services Admin.	54432	Recognition	145	596	1,000	1,000	2,000
01400000	Municipal Services Admin.	54442	Uniforms	0	0	325	325	0
01400000	Municipal Services Admin.	54446	Uniforms - Jackets/Bibs	35	230	2,000	2,000	2,000

ORG	ORG DESCRIPTION	OBJ	DESCRIPTION	2016	2017	2018	2018	2019
				ACTUAL	ACTUAL	ORIGINAL BUDGET	REVISED BUDGET	BUDGET
01400000	Municipal Services Admin.	54448	Uniforms - Clothing	374	324	1,500	1,500	1,500
			Commodities Total	2,602	2,315	12,465	12,465	13,000
01400000	Municipal Services Admin.	55110	Equipment - Automotive	0	0	20,000	20,000	20,000
			Capital Total	0	0	20,000	20,000	20,000
			Org Total	503,680	559,788	686,126	686,126	717,935
01401501	Snow	51100	Regular Salary/Wages	60,466	63,412	75,000	75,000	75,000
01401501	Snow	51110	Overtime/Shift/Hazard	1,665	1,156	0	0	0
01401501	Snow	51505	FICA/OADSI	0	0	4,650	4,650	4,650
01401501	Snow	51510	FICA/MD	0	0	1,088	1,088	1,088
01401501	Snow	51515	Employers KPERS	0	0	7,793	7,793	7,418
01401501	Snow	51530	Pension Plan	1,291	1,275	5,018	5,018	4,500
01401501	Snow	51540	Workers Compensation	0	0	3,943	3,943	3,943
01401501	Snow	51565	Life Insurance	0	0	180	180	189
			Personnel Services Total	63,423	65,843	97,672	97,672	96,788
01401501	Snow	52159	Other Professional Services	0	0	10,000	10,000	10,000
			Contractual Services Total	0	0	10,000	10,000	10,000
01401501	Snow	54302	Supplies - Aggregates	150,839	92,034	310,000	310,000	280,000
01401501	Snow	54329	Supplies - Magnesium Chloride	31,810	26,453	50,000	50,000	50,000
			Commodities Total	182,649	118,487	360,000	360,000	330,000
			Org Total	246,072	184,330	467,672	467,672	436,788
01401502	Highways & Streets	51100	Regular Salary/Wages	869,578	921,846	984,793	984,793	1,056,496
01401502	Highways & Streets	51110	Overtime/Shift/Hazard	18,103	16,157	12,300	12,300	12,300
01401502	Highways & Streets	51120	Allowances	1,365	1,820	1,820	1,820	1,820
01401502	Highways & Streets	51505	FICA/OADSI	53,625	56,264	61,933	61,933	66,379
01401502	Highways & Streets	51510	FICA/MD	12,541	13,158	14,486	14,486	15,524
01401502	Highways & Streets	51515	Employers KPERS	85,687	83,644	103,789	103,789	105,884
01401502	Highways & Streets	51530	Pension Plan	65,150	68,678	66,825	66,825	64,237
01401502	Highways & Streets	51540	Workers Compensation	63,740	50,360	52,518	52,518	56,288
01401502	Highways & Streets	51545	Unemployment	2,656	1,987	2,461	2,461	2,775
01401502	Highways & Streets	51550	Health Insurance	258,821	276,368	252,000	252,000	225,750
01401502	Highways & Streets	51555	Short Term Disability	480	475	651	651	672
01401502	Highways & Streets	51565	Life Insurance	2,182	2,298	2,398	2,398	2,699
01401502	Highways & Streets	51570	Employee Assistance Program	525	521	578	578	660
01401502	Highways & Streets	51575	Other Benefits	203	310	0	0	0
			Personnel Services Total	1,434,657	1,493,886	1,556,552	1,556,552	1,611,484
01401502	Highways & Streets	52104	Animal Waste Disposal	3,938	4,348	4,000	4,000	4,000
01401502	Highways & Streets	52121	Dumpster - Regular Trash	1,112	1,940	4,200	4,200	4,200
01401502	Highways & Streets	52122	Dumpster - Program	17,515	16,095	23,500	23,500	22,200
01401502	Highways & Streets	52146	Landfill disposal	16,670	16,130	24,300	24,300	19,900
01401502	Highways & Streets	52159	Other Professional Services	4,643	4,642	8,000	8,000	8,000
01401502	Highways & Streets	52184	Tub Grinder	2,402	9,879	9,000	9,000	10,300
01401502	Highways & Streets	52302	Training/Travel/Mtgs - Per Diem	194	278	1,300	1,300	1,300
01401502	Highways & Streets	52303	Meals/Food/Refreshments	498	845	1,500	1,500	1,500
01401502	Highways & Streets	52304	Training/Mtgs - Registration	3,925	4,735	8,300	8,300	8,300
01401502	Highways & Streets	52306	Training/Travel - Airline	0	0	2,000	2,000	2,000
01401502	Highways & Streets	52310	Training/Travel - Parking	0	8	100	100	100
01401502	Highways & Streets	52312	Training/Travel - Taxi	0	0	250	250	250
01401502	Highways & Streets	52314	Training/Travel - Tolls	0	6	100	100	100
01401502	Highways & Streets	52316	Training/Travel - Lodging	0	660	4,000	4,000	4,000
01401502	Highways & Streets	52320	Training/Mtgs - Hosted by City	0	2,150	5,400	5,400	4,400
01401502	Highways & Streets	52322	Training - Materials	74	127	1,200	1,200	1,200
01401502	Highways & Streets	52623	Rents - Facilities	9,600	12,000	10,000	10,000	14,400
01401502	Highways & Streets	52624	Rents - Equipment	7,200	314	6,000	6,000	6,000
01401502	Highways & Streets	52700	Repair/Maintenance	1,626	0	0	0	100,000
01401502	Highways & Streets	52704	Repair/Maint - Equipment	0	0	250	250	250
01401502	Highways & Streets	52820	Dues/Memberships	945	715	800	800	800
			Contractual Services Total	70,341	74,872	114,200	114,200	213,200
01401502	Highways & Streets	54110	Equipment - Other Minor	0	662	2,000	2,000	2,000
01401502	Highways & Streets	54114	Equipment - Tools (hand/power)	3,700	6,830	4,000	4,000	7,000
01401502	Highways & Streets	54302	Supplies - Aggregates	4,693	10,337	18,000	18,000	18,000
01401502	Highways & Streets	54304	Supplies - Asphalt	170,347	209,589	221,000	221,000	221,000
01401502	Highways & Streets	54306	Supplies - Asphalt Release	4,612	10,858	11,000	11,000	11,000
01401502	Highways & Streets	54312	Supplies - Concrete	1,066	2,442	15,000	15,000	15,000
01401502	Highways & Streets	54314	Supplies - Crack Seal	35,856	0	80,000	80,000	77,000
01401502	Highways & Streets	54320	Supplies - Field	1,144	1,039	1,500	1,500	1,500

ORG	ORG DESCRIPTION	OBJ	DESCRIPTION	2016	2017	2018	2018	2019
				ACTUAL	ACTUAL	ORIGINAL BUDGET	REVISED BUDGET	BUDGET
01401502	Highways & Streets	54322	Supplies - Ground	2,114	3,867	7,550	7,550	7,550
01401502	Highways & Streets	54324	Supplies - Herbicides	0	5,377	5,100	5,100	5,100
01401502	Highways & Streets	54326	Supplies - Iron/Steel	111	112	1,250	1,250	1,250
01401502	Highways & Streets	54328	Supplies - Lumber	210	181	3,000	3,000	3,000
01401502	Highways & Streets	54330	Supplies - Medical (disposable)	0	0	200	200	200
01401502	Highways & Streets	54334	Supplies - Motor Vehicle	3	0	600	600	600
01401502	Highways & Streets	54336	Supplies - Office	338	181	500	500	500
01401502	Highways & Streets	54338	Supplies - Oil Tack	5,056	5,709	9,000	9,000	9,000
01401502	Highways & Streets	54342	Supplies - Other/misc	2,447	4,590	11,700	11,700	11,700
01401502	Highways & Streets	54348	Supplies - Propane	4,400	3,776	6,000	6,000	6,000
01401502	Highways & Streets	54352	Supplies - Soil	164	0	1,185	1,185	1,200
01401502	Highways & Streets	54358	Supplies - Street	9,895	2,122	18,000	18,000	18,000
01401502	Highways & Streets	54444	Uniforms - Boots	2,829	2,549	3,500	3,500	3,500
01401502	Highways & Streets	54446	Uniforms - Jackets/Bibs	656	1,128	1,200	1,200	1,200
01401502	Highways & Streets	54448	Uniforms - Clothing	6,767	7,670	8,300	8,300	8,300
			Commodities Total	256,409	279,019	429,585	429,585	429,600
01401502	Highways & Streets	55115	Equipment - Heavy Motorized	6,810	0	125,000	125,000	0
01401502	Highways & Streets	55125	Equipment - Other Capital	0	0	310,000	310,000	0
			Capital Total	6,810	0	435,000	435,000	0
			Org Total	1,768,218	1,847,777	2,535,337	2,535,337	2,254,284
01402503	Street Lights	52159	Other Professional Services	0	1,507	0	0	2,000
01402503	Street Lights	52431	Maint Agrmnt - Street Lights	0	1,240	2,000	2,000	302,000
01402503	Street Lights	52510	Electricity	459,895	400,851	450,000	450,000	400,000
01402503	Street Lights	52625	Rents - Other	76,947	107,950	80,000	80,000	80,000
			Contractual Services Total	536,841	511,548	532,000	532,000	784,000
01402503	Street Lights	54340	Supplies - Operational	39,339	74,582	85,000	85,000	85,000
01402503	Street Lights	54342	Supplies - Other/misc	59	0	0	0	0
			Commodities Total	39,399	74,582	85,000	85,000	85,000
			Org Total	576,240	586,130	617,000	617,000	869,000
01402504	Traffic	51100	Regular Salary/Wages	282,988	295,694	301,290	301,290	331,514
01402504	Traffic	51110	Overtime/Shift/Hazard	2,432	3,028	5,350	5,350	5,350
01402504	Traffic	51120	Allowances	2,327	2,548	1,820	1,820	2,548
01402504	Traffic	51505	FICA/OADSI	17,150	17,823	19,124	19,124	21,043
01402504	Traffic	51510	FICA/MD	4,011	4,168	4,473	4,473	4,923
01402504	Traffic	51515	Employers KPERS	27,258	26,674	32,049	32,049	33,569
01402504	Traffic	51530	Pension Plan	21,621	22,478	20,637	20,637	20,366
01402504	Traffic	51540	Workers Compensation	14,094	11,112	11,267	11,267	12,397
01402504	Traffic	51545	Unemployment	849	628	752	752	871
01402504	Traffic	51550	Health Insurance	65,374	84,499	60,000	60,000	53,750
01402504	Traffic	51555	Short Term Disability	118	118	155	155	160
01402504	Traffic	51565	Life Insurance	695	731	742	742	855
01402504	Traffic	51570	Employee Assistance Program	130	130	138	138	150
01402504	Traffic	51575	Other Benefits	33	204	0	0	0
			Personnel Services Total	439,079	469,835	457,796	457,796	487,496
01402504	Traffic	52159	Other Professional Services	16,018	13,708	85,000	85,000	85,000
01402504	Traffic	52160	Payments To Other Agencies	39,580	43,812	45,000	45,000	45,000
01402504	Traffic	52302	Training/Travel/Mtgs - Per Diem	0	0	1,000	1,000	1,000
01402504	Traffic	52304	Training/Mtgs - Registration	500	680	2,000	2,000	3,500
01402504	Traffic	52306	Training/Travel - Airline	0	0	600	600	600
01402504	Traffic	52310	Training/Travel - Parking	0	0	50	50	50
01402504	Traffic	52312	Training/Travel - Taxi	0	0	100	100	100
01402504	Traffic	52314	Training/Travel - Tolls	0	0	100	100	100
01402504	Traffic	52316	Training/Travel - Lodging	0	0	1,900	1,900	1,900
01402504	Traffic	52322	Training - Materials	0	0	500	500	0
01402504	Traffic	52510	Electricity	53,907	62,627	80,000	80,000	80,000
01402504	Traffic	52563	Computer/Data Processing	0	0	5,000	5,000	5,000
01402504	Traffic	52624	Rents - Equipment	545	575	2,000	2,000	2,000
01402504	Traffic	52704	Repair/Maint - Equipment	1,350	423	2,000	2,000	2,000
01402504	Traffic	52810	Copying/Printings Services	294	268	0	0	300
01402504	Traffic	52820	Dues/Memberships	1,400	1,160	1,500	1,500	1,500
01402504	Traffic	52850	Postage/Shipping	0	0	250	250	250
			Contractual Services Total	113,594	123,253	227,000	227,000	228,300
01402504	Traffic	54110	Equipment - Other Minor	585	17,408	0	0	0
01402504	Traffic	54114	Equipment - Tools (hand/power)	0	593	7,000	7,000	7,000
01402504	Traffic	54204	Software - Other	0	595	8,500	8,500	8,500

ORG	ORG DESCRIPTION	OBJ	DESCRIPTION	2016	2017	2018	2018	2019
				ACTUAL	ACTUAL	ORIGINAL BUDGET	REVISED BUDGET	BUDGET
01402504	Traffic	54300	Supplies	24	0	0	0	0
01402504	Traffic	54326	Supplies - Iron/Steel	31,217	58,079	58,000	58,000	60,000
01402504	Traffic	54334	Supplies - Motor Vehicle	0	40	0	0	0
01402504	Traffic	54336	Supplies - Office	0	52	500	500	500
01402504	Traffic	54340	Supplies - Operational	95,953	95,671	97,000	97,000	100,000
01402504	Traffic	54342	Supplies - Other/misc	5,775	21,307	20,000	20,000	23,000
01402504	Traffic	54444	Uniforms - Boots	780	680	1,000	1,000	1,000
01402504	Traffic	54446	Uniforms - Jackets/Bibs	258	269	1,000	1,000	1,000
01402504	Traffic	54448	Uniforms - Clothing	1,311	1,564	2,000	2,000	2,000
			Commodities Total	135,904	196,258	195,000	195,000	203,000
			Org Total	688,577	789,346	879,796	879,796	918,796
01403500	Facilities	51100	Regular Salary/Wages	285,761	326,165	386,039	386,039	414,329
01403500	Facilities	51110	Overtime/Shift/Hazard	4,741	2,465	15,000	15,000	15,000
01403500	Facilities	51120	Allowances	3,124	3,112	3,112	3,112	3,112
01403500	Facilities	51505	FICA/OADSI	17,533	19,780	25,057	25,057	26,811
01403500	Facilities	51510	FICA/MD	4,100	4,626	5,862	5,862	6,272
01403500	Facilities	51515	Employers KPERS	28,000	29,532	41,992	41,992	42,769
01403500	Facilities	51530	Pension Plan	21,445	22,962	27,037	27,037	25,947
01403500	Facilities	51540	Workers Compensation	12,921	10,529	13,185	13,185	12,566
01403500	Facilities	51545	Unemployment	869	696	964	964	1,088
01403500	Facilities	51550	Health Insurance	95,085	107,012	96,000	96,000	86,000
01403500	Facilities	51555	Short Term Disability	136	153	248	248	256
01403500	Facilities	51565	Life Insurance	713	804	971	971	1,090
01403500	Facilities	51570	Employee Assistance Program	148	168	220	220	240
01403500	Facilities	51575	Other Benefits	327	266	0	0	0
			Personnel Services Total	474,902	528,270	615,688	615,688	635,480
01403500	Facilities	52159	Other Professional Services	116,660	116,991	146,000	146,000	150,000
01403500	Facilities	52300	Training/Travel/Meetings	0	0	400	400	2,000
01403500	Facilities	52302	Training/Travel/Mtgs - Per Diem	0	0	1,000	1,000	1,000
01403500	Facilities	52303	Meals/Food/Refreshments	90	0	400	400	500
01403500	Facilities	52304	Training/Mtgs - Registration	1,324	1,000	6,000	6,000	2,000
01403500	Facilities	52306	Training/Travel - Airline	0	0	1,000	1,000	1,000
01403500	Facilities	52310	Training/Travel - Parking	0	0	100	100	100
01403500	Facilities	52312	Training/Travel - Taxi	0	0	250	250	250
01403500	Facilities	52314	Training/Travel - Tolls	42	6	50	50	50
01403500	Facilities	52316	Training/Travel - Lodging	0	0	2,500	2,500	2,000
01403500	Facilities	52320	Training/Mtgs - Hosted by City	0	2,000	1,000	1,000	1,000
01403500	Facilities	52322	Training - Materials	0	0	1,500	1,500	1,000
01403500	Facilities	52415	Maint Agrmnt - Equipment	17,933	15,353	25,000	25,000	80,000
01403500	Facilities	52454	Maint Agrmnt - Other Software	10,887	14,437	14,000	14,000	20,000
01403500	Facilities	52510	Electricity	841,344	844,488	990,000	990,000	990,000
01403500	Facilities	52515	Gas	64,503	114,609	160,000	160,000	160,000
01403500	Facilities	52535	Trash	19,426	33,243	26,000	26,000	45,000
01403500	Facilities	52540	Wastewater	54,566	53,243	60,000	60,000	70,000
01403500	Facilities	52545	Water	266,462	216,548	275,000	275,000	275,000
01403500	Facilities	52624	Rents - Equipment	0	0	1,500	1,500	9,000
01403500	Facilities	52810	Copying/Printings Services	547	0	600	600	0
01403500	Facilities	52820	Dues/Memberships	30	838	900	900	900
			Contractual Services Total	1,393,814	1,412,756	1,713,200	1,713,200	1,810,800
01403500	Facilities	54110	Equipment - Other Minor	42	0	0	0	0
01403500	Facilities	54114	Equipment - Tools (hand/power)	2,951	4,350	5,000	5,000	5,000
01403500	Facilities	54318	Supplies - Facilities	62,287	76,128	85,000	85,000	95,000
01403500	Facilities	54336	Supplies - Office	29	0	0	0	0
01403500	Facilities	54342	Supplies - Other/misc	440	526	500	500	500
01403500	Facilities	54442	Uniforms	0	122	0	0	0
01403500	Facilities	54444	Uniforms - Boots	423	865	980	980	1,000
01403500	Facilities	54446	Uniforms - Jackets/Bibs	0	0	1,000	1,000	1,000
01403500	Facilities	54448	Uniforms - Clothing	1,246	1,355	1,300	1,300	2,200
			Commodities Total	67,417	83,346	93,780	93,780	104,700
			Org Total	1,936,133	2,024,372	2,422,668	2,422,668	2,550,980
01404000	Fleet	51100	Regular Salary/Wages	524,292	548,331	571,113	571,113	602,586
01404000	Fleet	51110	Overtime/Shift/Hazard	3,597	2,029	15,000	15,000	15,000
01404000	Fleet	51120	Allowances	10,283	10,510	11,710	11,710	11,710
01404000	Fleet	51505	FICA/OADSI	31,912	33,306	37,064	37,064	39,016
01404000	Fleet	51510	FICA/MD	7,463	7,789	8,668	8,668	9,126
01404000	Fleet	51515	Employers KPERS	51,253	49,822	62,115	62,115	62,240
01404000	Fleet	51530	Pension Plan	37,724	39,650	39,995	39,995	37,756

ORG	ORG DESCRIPTION	OBJ	DESCRIPTION	2016	2017	2018	2018	2019
				ACTUAL	ACTUAL	ORIGINAL BUDGET	REVISED BUDGET	BUDGET
01404000	Fleet	51540	Workers Compensation	18,019	14,103	14,841	14,841	15,622
01404000	Fleet	51545	Unemployment	1,580	1,173	1,428	1,428	1,581
01404000	Fleet	51550	Health Insurance	138,265	144,173	120,000	120,000	107,500
01404000	Fleet	51555	Short Term Disability	237	237	310	310	320
01404000	Fleet	51565	Life Insurance	1,307	1,365	1,435	1,435	1,586
01404000	Fleet	51570	Employee Assistance Program	260	260	275	275	300
01404000	Fleet	51575	Other Benefits	79	66	0	0	0
			Personnel Services Total	826,270	852,814	883,954	883,954	904,343
01404000	Fleet	52148	Laundry/Sanitation Services	8,246	8,965	10,000	10,000	10,000
01404000	Fleet	52159	Other Professional Services	2,608	2,347	2,500	2,500	2,500
01404000	Fleet	52302	Training/Travel/Mtgs - Per Diem	660	914	1,700	1,700	1,700
01404000	Fleet	52303	Meals/Food/Refreshments	0	0	200	200	200
01404000	Fleet	52304	Training/Mtgs - Registration	5,154	3,035	5,600	5,600	5,600
01404000	Fleet	52306	Training/Travel - Airline	0	0	2,800	2,800	2,800
01404000	Fleet	52312	Training/Travel - Taxi	0	0	200	200	200
01404000	Fleet	52314	Training/Travel - Tolls	4	0	0	0	0
01404000	Fleet	52316	Training/Travel - Lodging	2,088	521	4,000	4,000	4,000
01404000	Fleet	52320	Training/Mtgs - Hosted by City	0	0	250	250	250
01404000	Fleet	52322	Training - Materials	0	52	0	0	500
01404000	Fleet	52620	Rents/Leases	0	0	20,000	20,000	20,000
01404000	Fleet	52625	Rents - Other	972	1,681	1,600	1,600	1,600
01404000	Fleet	52700	Repair/Maintenance	105	0	0	0	0
01404000	Fleet	52702	Repair/Maint - Facilities	1,895	1,259	5,000	5,000	5,000
01404000	Fleet	52704	Repair/Maint - Equipment	13,666	14,067	15,000	15,000	15,000
01404000	Fleet	52706	Repair/Maint - Automotive	6,833	12,935	27,000	27,000	37,000
01404000	Fleet	52800	Advertising/Publications	0	43	0	0	0
01404000	Fleet	52810	Copying/Printings Services	216	0	500	500	500
01404000	Fleet	52820	Dues/Memberships	360	450	500	500	500
01404000	Fleet	52850	Postage/Shipping	0	93	0	0	0
			Contractual Services Total	42,806	46,362	96,850	96,850	107,350
01404000	Fleet	54104	Equipment - Automotive	10,118	8,399	20,000	20,000	20,000
01404000	Fleet	54110	Equipment - Other Minor	463	262	1,500	1,500	1,500
01404000	Fleet	54112	Equipment - Shop	23,790	2,672	17,000	17,000	17,000
01404000	Fleet	54114	Equipment - Tools (hand/power)	595	1,109	1,000	1,000	1,000
01404000	Fleet	54204	Software - Other	0	0	5,000	5,000	5,000
01404000	Fleet	54300	Supplies	0	0	3,000	3,000	0
01404000	Fleet	54326	Supplies - Iron/Steel	7,844	4,624	8,000	8,000	8,000
01404000	Fleet	54330	Supplies - Medical (disposable)	0	0	100	100	100
01404000	Fleet	54334	Supplies - Motor Vehicle	361,983	344,294	340,000	340,000	330,000
01404000	Fleet	54336	Supplies - Office	336	88	400	400	400
01404000	Fleet	54342	Supplies - Other/misc	8,078	4,199	7,000	7,000	7,000
01404000	Fleet	54405	Books/Videos	0	34	750	750	750
01404000	Fleet	54420	Fuel	312,543	342,256	736,000	736,000	610,000
01404000	Fleet	54442	Uniforms	729	48	0	0	0
01404000	Fleet	54444	Uniforms - Boots	1,017	988	1,400	1,400	1,400
01404000	Fleet	54446	Uniforms - Jackets/Bibs	0	246	1,000	1,000	1,000
01404000	Fleet	54448	Uniforms - Clothing	1,413	615	1,500	1,500	1,500
			Commodities Total	728,910	709,834	1,143,650	1,143,650	1,004,650
01404000	Fleet	55110	Equipment - Automotive	51,531	0	0	0	29,000
01404000	Fleet	55115	Equipment - Heavy Motorized	0	20,301	0	0	0
01404000	Fleet	55125	Equipment - Other Capital	0	150,659	0	0	0
01404000	Fleet	55230	Software - Other	4,700	5,050	0	0	0
01404000	Fleet	55305	Building	210	485	0	0	0
			Capital Total	56,441	176,495	0	0	29,000
			Org Total	1,654,427	1,785,505	2,124,454	2,124,454	2,045,343
01406000	Parking Structure	52100	Services	0	0	20,000	20,000	20,000
01406000	Parking Structure	52400	Maintenance Agreement	0	0	10,000	10,000	10,000
01406000	Parking Structure	52702	Repair/Maint - Facilities	0	0	20,000	20,000	20,000
			Contractual Services Total	0	0	50,000	50,000	50,000
01406000	Parking Structure	54300	Supplies	0	0	15,000	15,000	15,000
			Commodities Total	0	0	15,000	15,000	15,000
01406000	Parking Structure	55305	Building	0	0	25,000	25,000	25,000
			Capital Total	0	0	25,000	25,000	25,000
			Org Total	0	0	90,000	90,000	90,000
			Municipal Services Total	7,373,347	7,777,248	9,823,051	9,823,051	9,883,126

ORG	ORG DESCRIPTION	OBJ	DESCRIPTION	2016	2017	2018	2018	2019
				ACTUAL	ACTUAL	ORIGINAL BUDGET	REVISED BUDGET	BUDGET
01500000	Parks & Rec. Administration	51100	Regular Salary/Wages	437,147	485,144	481,969	481,969	551,005
01500000	Parks & Rec. Administration	51110	Overtime/Shift/Hazard	3,021	5,231	0	0	0
01500000	Parks & Rec. Administration	51120	Allowances	11,593	11,569	11,548	11,548	11,548
01500000	Parks & Rec. Administration	51505	FICA/OADSI	25,838	28,875	30,598	30,598	34,877
01500000	Parks & Rec. Administration	51510	FICA/MD	6,158	6,923	7,157	7,157	8,157
01500000	Parks & Rec. Administration	51515	Employers KPERS	39,373	41,469	49,309	49,309	52,682
01500000	Parks & Rec. Administration	51520	Employers KPERS W@R	2,789	1,480	2,875	2,875	0
01500000	Parks & Rec. Administration	51530	Pension Plan	32,614	34,519	29,369	29,369	29,053
01500000	Parks & Rec. Administration	51540	Workers Compensation	3,843	2,757	3,171	3,171	1,350
01500000	Parks & Rec. Administration	51545	Unemployment	1,301	1,042	1,206	1,206	1,446
01500000	Parks & Rec. Administration	51550	Health Insurance	100,007	98,407	66,000	66,000	59,125
01500000	Parks & Rec. Administration	51555	Short Term Disability	119	142	171	171	176
01500000	Parks & Rec. Administration	51565	Life Insurance	834	1,015	1,054	1,054	1,220
01500000	Parks & Rec. Administration	51570	Employee Assistance Program	221	212	234	234	345
01500000	Parks & Rec. Administration	51575	Other Benefits	302	13	0	0	0
			Personnel Services Total	665,159	718,798	684,661	684,661	750,984
01500000	Parks & Rec. Administration	52156	Offsite Storage	107	15	0	0	0
01500000	Parks & Rec. Administration	52159	Other Professional Services	380	300	0	0	0
01500000	Parks & Rec. Administration	52166	Photography Services	0	0	68	68	68
01500000	Parks & Rec. Administration	52300	Training/Travel/Meetings	-154	0	4,434	4,434	4,434
01500000	Parks & Rec. Administration	52302	Training/Travel/Mtgs - Per Diem	1,050	697	0	0	0
01500000	Parks & Rec. Administration	52303	Meals/Food/Refreshments	2,438	3,268	0	0	0
01500000	Parks & Rec. Administration	52304	Training/Mtgs - Registration	2,743	3,935	0	0	0
01500000	Parks & Rec. Administration	52306	Training/Travel - Airline	864	1,049	0	0	0
01500000	Parks & Rec. Administration	52308	Training/Travel - Mileage	73	117	0	0	0
01500000	Parks & Rec. Administration	52314	Training/Travel - Tolls	0	6	0	0	0
01500000	Parks & Rec. Administration	52316	Training/Travel - Lodging	1,961	1,475	0	0	0
01500000	Parks & Rec. Administration	52320	Training/Mtgs - Hosted by City	0	0	3,335	3,335	3,335
01500000	Parks & Rec. Administration	52530	Telephone	0	0	1,191	1,191	1,191
01500000	Parks & Rec. Administration	52624	Rents - Equipment	0	0	1,602	1,602	1,602
01500000	Parks & Rec. Administration	52704	Repair/Maint - Equipment	0	0	96	96	96
01500000	Parks & Rec. Administration	52800	Advertising/Publications	50	330	0	0	500
01500000	Parks & Rec. Administration	52820	Dues/Memberships	3,395	3,515	4,925	4,925	4,925
01500000	Parks & Rec. Administration	52850	Postage/Shipping	0	4	4,873	4,873	4,873
			Contractual Services Total	12,907	14,711	20,524	20,524	21,024
01500000	Parks & Rec. Administration	54300	Supplies	0	0	0	0	1,500
01500000	Parks & Rec. Administration	54318	Supplies - Facilities	0	0	11	11	11
01500000	Parks & Rec. Administration	54334	Supplies - Motor Vehicle	0	0	88	88	88
01500000	Parks & Rec. Administration	54336	Supplies - Office	897	886	698	698	698
01500000	Parks & Rec. Administration	54340	Supplies - Operational	1,109	658	1,136	1,136	1,136
01500000	Parks & Rec. Administration	54342	Supplies - Other/misc	83	0	88	88	88
01500000	Parks & Rec. Administration	54442	Uniforms	0	0	1,063	1,063	1,363
			Commodities Total	2,089	1,544	3,084	3,084	4,884
			Org Total	680,155	735,053	708,269	708,269	776,892
01501000	Parks Maint. Administration	51100	Regular Salary/Wages	1,243,060	1,249,447	1,438,997	1,438,997	1,550,272
01501000	Parks Maint. Administration	51110	Overtime/Shift/Hazard	45,317	53,145	81,284	81,284	81,284
01501000	Parks Maint. Administration	51120	Allowances	5,754	6,814	6,370	6,370	9,100
01501000	Parks Maint. Administration	51505	FICA/OADSI	77,816	78,853	94,649	94,649	101,719
01501000	Parks Maint. Administration	51510	FICA/MD	18,199	18,441	22,142	22,142	23,793
01501000	Parks Maint. Administration	51515	Employers KPERS	105,818	101,033	138,718	138,718	141,744
01501000	Parks Maint. Administration	51530	Pension Plan	81,894	83,678	89,321	89,321	85,996
01501000	Parks Maint. Administration	51540	Workers Compensation	36,060	26,843	30,696	30,696	34,463
01501000	Parks Maint. Administration	51545	Unemployment	3,866	2,788	3,596	3,596	4,071
01501000	Parks Maint. Administration	51550	Health Insurance	343,247	350,414	348,000	348,000	311,750
01501000	Parks Maint. Administration	51555	Short Term Disability	612	602	899	899	928
01501000	Parks Maint. Administration	51565	Life Insurance	2,709	2,768	3,204	3,204	3,612
01501000	Parks Maint. Administration	51570	Employee Assistance Program	666	656	853	853	930
01501000	Parks Maint. Administration	51575	Other Benefits	297	172	0	0	0
			Personnel Services Total	1,965,315	1,975,654	2,258,729	2,258,729	2,349,662
01501000	Parks Maint. Administration	52159	Other Professional Services	0	0	1,053	1,053	1,053
01501000	Parks Maint. Administration	52300	Training/Travel/Meetings	17,688	15,390	19,327	19,327	22,127
01501000	Parks Maint. Administration	52302	Training/Travel/Mtgs - Per Diem	255	0	0	0	0
01501000	Parks Maint. Administration	52304	Training/Mtgs - Registration	300	0	0	0	0
01501000	Parks Maint. Administration	52306	Training/Travel - Airline	288	0	0	0	0
01501000	Parks Maint. Administration	52320	Training/Mtgs - Hosted by City	0	0	53	53	53
01501000	Parks Maint. Administration	52400	Maintenance Agreement	140,241	143,810	145,239	145,239	159,936

ORG	ORG DESCRIPTION	OBJ	DESCRIPTION	2016	2017	2018	2018	2019
				ACTUAL	ACTUAL	ORIGINAL BUDGET	REVISED BUDGET	BUDGET
01501000	Parks Maint. Administration	52530	Telephone	0	0	9,335	9,335	9,335
01501000	Parks Maint. Administration	52624	Rents - Equipment	0	0	1,097	1,097	1,097
01501000	Parks Maint. Administration	52702	Repair/Maint - Facilities	0	0	316	316	316
01501000	Parks Maint. Administration	52704	Repair/Maint - Equipment	0	0	211	211	211
01501000	Parks Maint. Administration	52708	Repair/Maint - Art	0	0	4,500	4,500	4,500
01501000	Parks Maint. Administration	52800	Advertising/Publications	0	0	105	105	105
01501000	Parks Maint. Administration	52820	Dues/Memberships	39	0	563	563	563
			Contractual Services Total	158,811	159,200	181,799	181,799	199,296
01501000	Parks Maint. Administration	54330	Supplies - Medical (disposable)	676	810	1,789	1,789	1,789
01501000	Parks Maint. Administration	54334	Supplies - Motor Vehicle	0	0	72	72	72
01501000	Parks Maint. Administration	54336	Supplies - Office	0	0	108	108	108
01501000	Parks Maint. Administration	54340	Supplies - Operational	9,304	16,757	19,921	19,921	19,921
01501000	Parks Maint. Administration	54442	Uniforms	0	0	550	550	550
01501000	Parks Maint. Administration	54444	Uniforms - Boots	15,788	19,538	17,120	17,120	17,120
			Commodities Total	25,767	37,105	39,560	39,560	39,560
			Org Total	2,149,894	2,171,959	2,480,088	2,480,088	2,588,518
01501500	Parks Maint. Facilities	52159	Other Professional Services	0	80	0	0	0
01501500	Parks Maint. Facilities	52420	Maint Agrmnt - Facility	81,625	69,921	91,380	91,380	116,580
01501500	Parks Maint. Facilities	52624	Rents - Equipment	7,641	7,271	9,794	9,794	9,794
01501500	Parks Maint. Facilities	52702	Repair/Maint - Facilities	100	780	1,000	1,000	1,000
			Contractual Services Total	89,366	78,052	102,174	102,174	127,374
01501500	Parks Maint. Facilities	54110	Equipment - Other Minor	360	4,886	3,571	3,571	3,571
01501500	Parks Maint. Facilities	54114	Equipment - Tools (hand/power)	0	22,522	0	0	0
01501500	Parks Maint. Facilities	54300	Supplies	25	0	0	0	0
01501500	Parks Maint. Facilities	54340	Supplies - Operational	79,056	93,020	123,435	123,435	95,185
			Commodities Total	79,441	120,428	127,006	127,006	98,756
01501500	Parks Maint. Facilities	55125	Equipment - Other Capital	25,000	24,430	25,000	25,000	25,000
			Capital Total	25,000	24,430	25,000	25,000	25,000
			Org Total	193,808	222,910	254,180	254,180	251,130
01501601	Parks Maint. Turf	52702	Repair/Maint - Facilities	241,168	237,929	308,049	308,049	308,049
01501601	Parks Maint. Turf	52800	Advertising/Publications	0	0	61	61	61
			Contractual Services Total	241,168	237,929	308,110	308,110	308,110
01501601	Parks Maint. Turf	54110	Equipment - Other Minor	4,795	7,086	7,780	7,780	7,780
01501601	Parks Maint. Turf	54322	Supplies - Ground	67,041	79,802	102,055	102,055	102,055
			Commodities Total	71,837	86,888	109,835	109,835	109,835
			Org Total	313,004	324,817	417,945	417,945	417,945
01501602	Parks Maint. Landscape	52702	Repair/Maint - Facilities	88,392	171,821	171,059	171,059	171,059
			Contractual Services Total	88,392	171,821	171,059	171,059	171,059
01501602	Parks Maint. Landscape	54110	Equipment - Other Minor	3,647	2,578	2,584	2,584	2,584
01501602	Parks Maint. Landscape	54322	Supplies - Ground	44,086	41,069	41,561	41,561	41,561
01501602	Parks Maint. Landscape	54342	Supplies - Other/misc.	0	261	0	0	0
			Commodities Total	47,733	43,908	44,145	44,145	44,145
			Org Total	136,125	215,729	215,204	215,204	215,204
01501612	Parks Support Services	51100	Regular Salary/Wages	339,282	363,373	494,322	494,322	526,141
01501612	Parks Support Services	51110	Overtime/Shift/Hazard	9,262	19,787	11,045	11,045	11,045
01501612	Parks Support Services	51120	Allowances	3,323	3,606	3,310	3,310	4,220
01501612	Parks Support Services	51505	FICA/OADSI	20,714	23,000	31,538	31,538	33,571
01501612	Parks Support Services	51510	FICA/MD	4,844	5,379	7,375	7,375	7,850
01501612	Parks Support Services	51515	Employers KPERS	27,764	29,288	42,231	42,231	43,291
01501612	Parks Support Services	51520	Employers KPERS W@R	641	1,338	2,501	2,501	3,100
01501612	Parks Support Services	51530	Pension Plan	17,946	20,260	22,846	22,846	23,963
01501612	Parks Support Services	51540	Workers Compensation	15,299	12,653	16,596	16,596	17,663
01501612	Parks Support Services	51545	Unemployment	1,030	812	1,234	1,234	1,382
01501612	Parks Support Services	51550	Health Insurance	92,317	96,206	108,000	108,000	107,500
01501612	Parks Support Services	51555	Short Term Disability	189	199	279	279	320
01501612	Parks Support Services	51565	Life Insurance	708	774	821	821	1,008
01501612	Parks Support Services	51570	Employee Assistance Program	208	240	440	440	540
01501612	Parks Support Services	51575	Other Benefits	102	152	0	0	0
			Personnel Services Total	533,629	577,067	742,537	742,537	781,594

ORG	ORG DESCRIPTION	OBJ	DESCRIPTION	2016	2017	2018	2018	2019
				ACTUAL	ACTUAL	ORIGINAL BUDGET	REVISED BUDGET	BUDGET
01501612	Parks Support Services	52148	Laundry/Sanitation Services	1,850	2,569	4,000	4,000	4,000
01501612	Parks Support Services	52159	Other Professional Services	8,763	12,528	24,961	24,961	24,961
01501612	Parks Support Services	52300	Training/Travel/Meetings	1,970	1,203	3,200	3,200	3,200
01501612	Parks Support Services	52530	Telephone	0	0	172	172	172
01501612	Parks Support Services	52624	Rents - Equipment	8,732	0	10,584	10,584	10,584
01501612	Parks Support Services	52702	Repair/Maint - Facilities	8,631	0	3,950	3,950	3,950
01501612	Parks Support Services	52704	Repair/Maint - Equipment	2,121	1,958	2,067	2,067	2,067
01501612	Parks Support Services	52820	Dues/Memberships	1,099	570	1,730	1,730	1,730
			Contractual Services Total	33,166	18,828	50,664	50,664	50,664
01501612	Parks Support Services	54110	Equipment - Other Minor	3,302	4,851	5,500	5,500	5,500
01501612	Parks Support Services	54300	Supplies	23,294	23,530	24,100	24,100	24,100
01501612	Parks Support Services	54318	Supplies - Facilities	0	7,620	8,000	8,000	8,000
01501612	Parks Support Services	54322	Supplies - Ground	17,767	20,118	20,415	20,415	20,415
01501612	Parks Support Services	54340	Supplies - Operational	29	4,511	2,740	2,740	8,740
01501612	Parks Support Services	54442	Uniforms	2,122	3,264	5,078	5,078	5,078
01501612	Parks Support Services	54444	Uniforms - Boots	215	1,259	1,175	1,175	1,175
			Commodities Total	46,729	65,153	67,008	67,008	73,008
01501612	Parks Support Services	55125	Equipment - Other Capital	10,977	12,385	11,406	11,406	12,906
			Capital Total	10,977	12,385	11,406	11,406	12,906
			Org Total	624,500	673,433	871,615	871,615	918,172
01502000	Parks Prog. Administration	51100	Regular Salary/Wages	351,891	299,606	289,695	289,695	323,888
01502000	Parks Prog. Administration	51110	Overtime/Shift/Hazard	2,048	0	4,952	4,952	4,952
01502000	Parks Prog. Administration	51120	Allowances	6,129	4,805	3,640	3,640	4,095
01502000	Parks Prog. Administration	51505	FICA/OADSI	20,496	17,380	18,495	18,495	20,640
01502000	Parks Prog. Administration	51510	FICA/MD	4,793	4,065	4,324	4,324	4,828
01502000	Parks Prog. Administration	51515	Employers KPERS	33,004	24,688	29,693	29,693	32,926
01502000	Parks Prog. Administration	51530	Pension Plan	24,342	21,160	19,120	19,120	19,977
01502000	Parks Prog. Administration	51540	Workers Compensation	2,767	2,346	2,349	2,349	2,622
01502000	Parks Prog. Administration	51545	Unemployment	1,014	619	724	724	850
01502000	Parks Prog. Administration	51550	Health Insurance	102,096	83,640	54,000	54,000	53,750
01502000	Parks Prog. Administration	51555	Short Term Disability	111	132	140	140	160
01502000	Parks Prog. Administration	51565	Life Insurance	660	691	685	685	839
01502000	Parks Prog. Administration	51570	Employee Assistance Program	173	122	179	179	180
01502000	Parks Prog. Administration	51575	Other Benefits	507	0	0	0	0
			Personnel Services Total	550,031	459,254	427,995	427,995	469,707
01502000	Parks Prog. Administration	52159	Other Professional Services	300	0	2,859	2,859	859
01502000	Parks Prog. Administration	52300	Training/Travel/Meetings	374	31	2,957	2,957	1,957
01502000	Parks Prog. Administration	52302	Training/Travel/Mtgs - Per Diem	1,640	1,510	0	0	0
01502000	Parks Prog. Administration	52303	Meals/Food/Refreshments	154	56	0	0	0
01502000	Parks Prog. Administration	52304	Training/Mtgs - Registration	5,606	5,128	0	0	0
01502000	Parks Prog. Administration	52306	Training/Travel - Airline	1,348	2,266	0	0	0
01502000	Parks Prog. Administration	52308	Training/Travel - Mileage	310	43	0	0	0
01502000	Parks Prog. Administration	52310	Training/Travel - Parking	44	60	0	0	0
01502000	Parks Prog. Administration	52312	Training/Travel - Taxi	389	82	0	0	0
01502000	Parks Prog. Administration	52314	Training/Travel - Tolls	6	12	0	0	0
01502000	Parks Prog. Administration	52316	Training/Travel - Lodging	3,292	3,127	0	0	0
01502000	Parks Prog. Administration	52320	Training/Mtgs - Hosted by City	0	0	875	875	875
01502000	Parks Prog. Administration	52530	Telephone	0	0	1,247	1,247	1,247
01502000	Parks Prog. Administration	52551	Mobile Device Data Plan	0	0	540	540	540
01502000	Parks Prog. Administration	52800	Advertising/Publications	302	0	15,657	15,657	657
01502000	Parks Prog. Administration	52820	Dues/Memberships	2,725	10	918	918	918
01502000	Parks Prog. Administration	52840	Licenses/Certifications	0	4,676	75	75	75
01502000	Parks Prog. Administration	52850	Postage/Shipping	0	0	1,818	1,818	1,818
			Contractual Services Total	16,489	17,001	26,946	26,946	8,946
01502000	Parks Prog. Administration	54110	Equipment - Other Minor	0	0	107	107	107
01502000	Parks Prog. Administration	54336	Supplies - Office	908	1,081	3,192	3,192	3,192
01502000	Parks Prog. Administration	54340	Supplies - Operational	9	557	1,834	1,834	1,084
01502000	Parks Prog. Administration	54342	Supplies - Other/misc.	91	17,684	0	0	0
01502000	Parks Prog. Administration	54442	Uniforms	0	1,659	2,575	2,575	2,575
01502000	Parks Prog. Administration	54444	Uniforms - Boots	0	0	126	126	126
			Commodities Total	1,008	20,981	7,834	7,834	7,084
			Org Total	567,527	497,236	462,775	462,775	485,737
01502612	Parks & Rec - Prog Custodial	52159	Other Professional Services	0	160	0	0	0
			Contractual Services Total	0	160	0	0	0
			Org Total	0	160	0	0	0

ORG	ORG DESCRIPTION	OBJ	DESCRIPTION	2016	2017	2018	2018	2019
				ACTUAL	ACTUAL	ORIGINAL BUDGET	REVISED BUDGET	BUDGET
01502613	Thompson Barn	51100	Regular Salary/Wages	56,347	49,315	48,009	48,009	56,475
01502613	Thompson Barn	51110	Overtime/Shift/Hazard	71	501	0	0	0
01502613	Thompson Barn	51505	FICA/OADSI	3,504	3,089	2,976	2,976	3,501
01502613	Thompson Barn	51510	FICA/MD	820	722	695	695	819
01502613	Thompson Barn	51515	Employers KPERS	0	63	0	0	0
01502613	Thompson Barn	51520	Employers KPERS W@R	85	145	0	0	0
01502613	Thompson Barn	51530	Pension Plan	0	45	0	0	0
01502613	Thompson Barn	51540	Workers Compensation	614	301	115	115	136
01502613	Thompson Barn	51545	Unemployment	177	109	120	120	148
01502613	Thompson Barn	51570	Employee Assistance Program	0	1	165	165	30
			Personnel Services Total	61,617	54,291	52,080	52,080	61,109
01502613	Thompson Barn	52159	Other Professional Services	226	0	2,124	2,124	2,124
01502613	Thompson Barn	52530	Telephone	295	15,000	15,866	15,866	15,866
01502613	Thompson Barn	52624	Rents - Equipment	3,610	1,705	3,763	3,763	3,763
01502613	Thompson Barn	52702	Repair/Maint - Facilities	5,583	5,413	7,273	7,273	72,273
01502613	Thompson Barn	52800	Advertising/Publications	5,110	3,020	4,000	4,000	4,000
01502613	Thompson Barn	52810	Copying/Printings Services	117	257	744	744	744
			Contractual Services Total	14,942	25,395	33,770	33,770	98,770
01502613	Thompson Barn	54110	Equipment - Other Minor	0	362	0	0	0
01502613	Thompson Barn	54300	Supplies	9,728	10,071	10,000	10,000	10,000
01502613	Thompson Barn	54322	Supplies - Ground	7,417	1,456	8,738	8,738	8,738
01502613	Thompson Barn	54340	Supplies - Operational	11,711	11,023	11,492	11,492	11,492
01502613	Thompson Barn	54342	Supplies - Other/misc	60	322	0	0	0
01502613	Thompson Barn	54442	Uniforms	0	624	300	300	300
			Commodities Total	28,916	23,858	30,530	30,530	30,530
			Org Total	105,475	103,544	116,380	116,380	190,409
01502614	Parks Prog. Other	54340	Supplies - Operational	9,692	2,023	10,000	10,000	10,000
			Commodities Total	9,692	2,023	10,000	10,000	10,000
			Org Total	9,692	2,023	10,000	10,000	10,000
01502653	Parks Prog. NGA	52620	Rents/Leases	20	0	7,821	7,821	7,821
			Contractual Services Total	20	0	7,821	7,821	7,821
01502653	Parks Prog. NGA	54300	Supplies	0	0	1,676	1,676	1,676
			Commodities Total	0	0	1,676	1,676	1,676
			Org Total	20	0	9,497	9,497	9,497
01503610	Farmers Market	51100	Regular Salary/Wages	0	0	0	0	12,508
01503610	Farmers Market	51505	FICA/OADSI	0	0	0	0	776
01503610	Farmers Market	51510	FICA/MD	0	0	0	0	181
01503610	Farmers Market	51540	Workers Compensation	0	0	0	0	99
01503610	Farmers Market	51545	Unemployment	0	0	0	0	33
01503610	Farmers Market	51570	Employee Assistance Program	0	0	0	0	60
			Personnel Services Total	0	0	0	0	13,657
01503610	Farmers Market	52159	Other Professional Services	0	0	0	0	5,200
01503610	Farmers Market	52300	Training/Travel/Meetings	0	0	0	0	1,200
01503610	Farmers Market	52551	Mobile Device Data Plan	0	0	0	0	200
01503610	Farmers Market	52800	Advertising/Publications	0	0	0	0	2,500
			Contractual Services Total	0	0	0	0	9,100
01503610	Farmers Market	54340	Supplies - Operational	0	0	0	0	1,250
01503610	Farmers Market	54430	Merchandise for Resale	0	0	0	0	5,000
01503610	Farmers Market	54442	Uniforms	0	0	0	0	100
			Commodities Total	0	0	0	0	6,350
			Org Total	0	0	0	0	29,107
01503615	BBQ	51110	Overtime/Shift/Hazard	0	0	25,000	25,000	0
01503615	BBQ	51505	FICA/OADSI	0	0	1,550	1,550	0
01503615	BBQ	51510	FICA/MD	0	0	363	363	0
01503615	BBQ	51515	Employers KPERS	0	0	2,598	2,598	0
01503615	BBQ	51540	Workers Compensation	0	0	197	197	0
			Personnel Services Total	0	0	29,708	29,708	0

ORG	ORG DESCRIPTION	OBJ	DESCRIPTION	2016	2017	2018	2018	2019
				ACTUAL	ACTUAL	ORIGINAL BUDGET	REVISED BUDGET	BUDGET
01503615	BBQ	52159	Other Professional Services	10,482	21,495	18,584	18,584	18,584
01503615	BBQ	52620	Rents/Leases	13,255	12,972	0	0	0
01503615	BBQ	52624	Rents - Equipment	3,297	7,805	5,855	5,855	5,855
01503615	BBQ	52800	Advertising/Publications	530	765	676	676	676
01503615	BBQ	52810	Copying/Printings Services	0	0	1,802	1,802	1,802
01503615	BBQ	52820	Dues/Memberships	385	40	395	395	395
			Contractual Services Total	27,950	43,077	27,312	27,312	27,312
01503615	BBQ	54300	Supplies	0	221	0	0	0
01503615	BBQ	54322	Supplies - Ground	13,038	7,644	3,443	3,443	3,443
01503615	BBQ	54340	Supplies - Operational	20,585	18,832	27,544	27,544	27,544
01503615	BBQ	54342	Supplies - Other/misc.	0	0	5,300	5,300	5,300
01503615	BBQ	54430	Merchandise for Resale	12,499	7,073	18,097	18,097	18,097
			Commodities Total	46,123	33,770	54,384	54,384	54,384
			Org Total	74,072	76,847	111,404	111,404	81,696
01503616	Chili Challenge	51110	Overtime/Shift/Hazard	0	0	1,800	1,800	0
01503616	Chili Challenge	51505	FICA/OADSI	0	0	112	112	0
01503616	Chili Challenge	51510	FICA/MD	0	0	26	26	0
01503616	Chili Challenge	51515	Employers KPERS	0	0	187	187	0
01503616	Chili Challenge	51540	Workers Compensation	0	0	14	14	0
			Personnel Services Total	0	0	2,139	2,139	0
01503616	Chili Challenge	52164	Performer/Entertainer	3,500	3,500	8,408	8,408	8,408
01503616	Chili Challenge	52624	Rents - Equipment	939	1,381	1,736	1,736	1,736
01503616	Chili Challenge	52800	Advertising/Publications	472	488	772	772	772
			Contractual Services Total	4,911	5,369	10,916	10,916	10,916
01503616	Chili Challenge	54322	Supplies - Ground	454	328	2,000	2,000	2,000
01503616	Chili Challenge	54340	Supplies - Operational	14,108	14,834	15,299	15,299	15,299
01503616	Chili Challenge	54342	Supplies - Other/misc	2,027	1,252	0	0	0
01503616	Chili Challenge	54430	Merchandise for Resale	6,452	7,346	3,173	3,173	3,173
01503616	Chili Challenge	54444	Uniforms - Boots	0	0	126	126	126
			Commodities Total	23,042	23,760	20,598	20,598	20,598
			Org Total	27,953	29,129	33,653	33,653	31,514
01503617	Community Days	52159	Other Professional Services	16	0	511	511	511
01503617	Community Days	52800	Advertising/Publications	595	639	0	0	0
			Contractual Services Total	611	639	511	511	511
01503617	Community Days	54340	Supplies - Operational	212	0	807	807	807
			Commodities Total	212	0	807	807	807
			Org Total	823	639	1,318	1,318	1,318
01503618	Cupids Gem	52159	Other Professional Services	0	0	300	300	300
01503618	Cupids Gem	52800	Advertising/Publications	179	0	203	203	203
			Contractual Services Total	179	0	503	503	503
01503618	Cupids Gem	54340	Supplies - Operational	112	376	150	150	150
01503618	Cupids Gem	54342	Supplies - Other/misc	70	0	0	0	0
			Commodities Total	183	376	150	150	150
			Org Total	362	376	653	653	653
01503619	Enchanted Forest	52164	Performer/Entertainer	6,548	8,228	7,360	7,360	7,360
			Contractual Services Total	6,548	8,228	7,360	7,360	7,360
01503619	Enchanted Forest	54322	Supplies - Ground	4,206	4,249	2,882	2,882	2,882
01503619	Enchanted Forest	54340	Supplies - Operational	285	2,675	0	0	0
			Commodities Total	4,491	6,924	2,882	2,882	2,882
			Org Total	11,039	15,152	10,242	10,242	10,242
01503620	Freedom Run	52159	Other Professional Services	17	0	300	300	300
01503620	Freedom Run	52164	Performer/Entertainer	7,014	2,880	15,831	15,831	10,000
01503620	Freedom Run	52624	Rents - Equipment	1,015	1,015	4,010	4,010	4,010
01503620	Freedom Run	52800	Advertising/Publications	0	100	227	227	227
01503620	Freedom Run	52810	Copying/Printings Services	0	0	932	932	932

ORG	ORG DESCRIPTION	OBJ	DESCRIPTION	2016	2017	2018	2018	2019
				ACTUAL	ACTUAL	ORIGINAL BUDGET	REVISED BUDGET	BUDGET
01503620	Freedom Run	52850	Postage/Shipping	0	0	593	593	593
			Contractual Services Total	8,046	3,995	21,893	21,893	16,062
01503620	Freedom Run	54322	Supplies - Ground	1,505	0	3,000	3,000	3,000
01503620	Freedom Run	54340	Supplies - Operational	10,535	16,834	7,859	7,859	13,690
01503620	Freedom Run	54342	Supplies - Other/misc	23	0	0	0	0
			Commodities Total	12,063	16,834	10,859	10,859	16,690
			Org Total	20,109	20,829	32,752	32,752	32,752
01503621	Holiday Lights	52159	Other Professional Services	200	300	300	300	300
			Contractual Services Total	200	300	300	300	300
01503621	Holiday Lights	54340	Supplies - Operational	92	74	1,200	1,200	1,200
			Commodities Total	92	74	1,200	1,200	1,200
			Org Total	292	374	1,500	1,500	1,500
01503622	Music	52164	Performer/Entertainer	2,394	3,229	4,550	4,550	4,550
			Contractual Services Total	2,394	3,229	4,550	4,550	4,550
			Org Total	2,394	3,229	4,550	4,550	4,550
01503623	Other Events	52159	Other Professional Services	0	150	366	366	366
01503623	Other Events	52800	Advertising/Publications	0	25	0	0	0
			Contractual Services Total	0	175	366	366	366
01503623	Other Events	54340	Supplies - Operational	5,541	3,124	6,532	6,532	6,532
01503623	Other Events	54342	Supplies - Other/misc	0	352	0	0	0
			Commodities Total	5,541	3,476	6,532	6,532	6,532
			Org Total	5,541	3,651	6,898	6,898	6,898
01503624	Bike Ride	52159	Other Professional Services	0	100	3,500	3,500	3,500
01503624	Bike Ride	52800	Advertising/Publications	567	543	0	0	0
			Contractual Services Total	567	643	3,500	3,500	3,500
01503624	Bike Ride	54340	Supplies - Operational	9,291	1,082	1,500	1,500	1,500
			Commodities Total	9,291	1,082	1,500	1,500	1,500
			Org Total	9,859	1,725	5,000	5,000	5,000
01503625	Spinach Festival	51100	Regular Salary/Wages	0	0	2,633	2,633	0
01503625	Spinach Festival	51505	FICA/OADSI	0	0	163	163	0
01503625	Spinach Festival	51510	FICA/MD	0	0	38	38	0
01503625	Spinach Festival	51515	Employers KPERs	0	0	295	295	0
01503625	Spinach Festival	51545	Unemployment	0	0	7	7	0
			Personnel Services Total	0	0	3,136	3,136	0
01503625	Spinach Festival	52100	Services	2,000	2,000	0	0	0
01503625	Spinach Festival	52164	Performer/Entertainer	2,805	1,534	3,000	3,000	3,000
01503625	Spinach Festival	52620	Rents/Leases	5,789	3,779	0	0	0
01503625	Spinach Festival	52624	Rents - Equipment	776	1,440	6,581	6,581	6,581
01503625	Spinach Festival	52800	Advertising/Publications	1,058	1,104	927	927	927
			Contractual Services Total	12,428	9,857	10,508	10,508	10,508
01503625	Spinach Festival	54300	Supplies	0	93	0	0	0
01503625	Spinach Festival	54322	Supplies - Ground	181	210	1,734	1,734	1,734
01503625	Spinach Festival	54340	Supplies - Operational	1,570	2,840	3,156	3,156	3,156
01503625	Spinach Festival	54342	Supplies - Other/misc	3,710	2,666	1,600	1,600	1,600
01503625	Spinach Festival	54430	Merchandise for Resale	1,143	2,308	5,444	5,444	5,444
			Commodities Total	6,604	8,117	11,934	11,934	11,934
			Org Total	19,033	17,974	25,578	25,578	22,442
01503626	Senior Banquet	52159	Other Professional Services	4,263	4,253	4,375	4,375	4,375
01503626	Senior Banquet	52800	Advertising/Publications	0	0	260	260	260
			Contractual Services Total	4,263	4,253	4,635	4,635	4,635
01503626	Senior Banquet	54340	Supplies - Operational	0	37	1,325	1,325	2,325
			Commodities Total	0	37	1,325	1,325	2,325
			Org Total	4,263	4,290	5,960	5,960	6,960

ORG	ORG DESCRIPTION	OBJ	DESCRIPTION	2016	2017	2018	2018	2019
				ACTUAL	ACTUAL	ORIGINAL BUDGET	REVISED BUDGET	BUDGET
01503627	Tails on Trails	54340	Supplies - Operational	426	351	600	600	600
			Commodities Total	426	351	600	600	600
			Org Total	426	351	600	600	600
01503656	Bridal Show	54340	Supplies - Operational	601	0	500	500	500
			Commodities Total	601	0	500	500	500
			Org Total	601	0	500	500	500
01504628	Adult Fitness	51100	Regular Salary/Wages	6,604	9,084	10,313	10,313	10,313
01504628	Adult Fitness	51505	FICA/OADSI	409	563	639	639	639
01504628	Adult Fitness	51510	FICA/MD	96	132	150	150	150
01504628	Adult Fitness	51515	Employers KPERS	2	-2	0	0	0
01504628	Adult Fitness	51540	Workers Compensation	70	63	81	81	81
01504628	Adult Fitness	51545	Unemployment	22	20	26	26	27
01504628	Adult Fitness	51570	Employee Assistance Program	0	0	28	28	30
			Personnel Services Total	7,202	9,860	11,236	11,236	11,240
01504628	Adult Fitness	52159	Other Professional Services	7,593	5,220	12,416	12,416	12,416
01504628	Adult Fitness	52840	Licenses/Certifications	110	0	1,200	1,200	1,200
			Contractual Services Total	7,703	5,220	13,616	13,616	13,616
01504628	Adult Fitness	54340	Supplies - Operational	386	0	1,197	1,197	1,197
01504628	Adult Fitness	54342	Supplies - Other/misc	0	147	0	0	0
			Commodities Total	386	147	1,197	1,197	1,197
			Org Total	15,291	15,227	26,049	26,049	26,053
01504629	Senior Programs	51100	Regular Salary/Wages	0	0	11,732	11,732	11,732
01504629	Senior Programs	51505	FICA/OADSI	0	0	727	727	727
01504629	Senior Programs	51510	FICA/MD	0	0	170	170	170
01504629	Senior Programs	51540	Workers Compensation	0	0	92	92	92
01504629	Senior Programs	51545	Unemployment	0	0	29	29	31
01504629	Senior Programs	51570	Employee Assistance Program	0	0	28	28	30
			Personnel Services Total	0	0	12,778	12,778	12,782
01504629	Senior Programs	52159	Other Professional Services	8,525	9,619	11,489	11,489	11,489
01504629	Senior Programs	52160	Payments To Other Agencies	31,313	17,377	0	0	0
01504629	Senior Programs	52164	Performer/Entertainer	165	0	0	0	0
01504629	Senior Programs	52800	Advertising/Publications	0	0	800	800	800
			Contractual Services Total	40,003	26,996	12,289	12,289	12,289
01504629	Senior Programs	54340	Supplies - Operational	2,198	189	4,791	4,791	4,791
01504629	Senior Programs	54342	Supplies - Other/misc	18	0	0	0	0
			Commodities Total	2,215	189	4,791	4,791	4,791
			Org Total	42,218	27,185	29,858	29,858	29,862
01504630	Adult Sports	51100	Regular Salary/Wages	0	0	3,254	3,254	3,254
01504630	Adult Sports	51505	FICA/OADSI	0	0	202	202	202
01504630	Adult Sports	51510	FICA/MD	0	0	47	47	47
01504630	Adult Sports	51540	Workers Compensation	0	0	26	26	26
01504630	Adult Sports	51545	Unemployment	0	0	8	8	9
01504630	Adult Sports	51570	Employee Assistance Program	0	0	28	28	30
			Personnel Services Total	0	0	3,564	3,564	3,568
01504630	Adult Sports	52159	Other Professional Services	1,496	3,476	7,500	7,500	7,500
			Contractual Services Total	1,496	3,476	7,500	7,500	7,500
01504630	Adult Sports	54340	Supplies - Operational	35	2,113	2,250	2,250	3,500
			Commodities Total	35	2,113	2,250	2,250	3,500
			Org Total	1,531	5,589	13,314	13,314	14,568
01504631	Adult Trips	51100	Regular Salary/Wages	0	0	6,148	6,148	6,148
01504631	Adult Trips	51505	FICA/OADSI	0	0	381	381	381
01504631	Adult Trips	51510	FICA/MD	0	0	89	89	89
01504631	Adult Trips	51540	Workers Compensation	0	0	48	48	48
01504631	Adult Trips	51545	Unemployment	0	0	15	15	16
01504631	Adult Trips	51570	Employee Assistance Program	0	0	28	28	30
			Personnel Services Total	0	0	6,709	6,709	6,712

ORG	ORG DESCRIPTION	OBJ	DESCRIPTION	2016	2017	2018	2018	2019
				ACTUAL	ACTUAL	ORIGINAL BUDGET	REVISED BUDGET	BUDGET
01504631	Adult Trips	52159	Other Professional Services	16,080	30,246	29,551	29,551	39,551
			Contractual Services Total	16,080	30,246	29,551	29,551	39,551
01504631	Adult Trips	54342	Supplies - Other/misc	9,358	20	800	800	800
			Commodities Total	9,358	20	800	800	800
			Org Total	25,438	30,266	37,060	37,060	47,063
01504632	Parks & Recreation - Other	51100	Regular Salary/Wages	0	0	5,810	5,810	5,810
01504632	Parks & Recreation - Other	51505	FICA/OADSI	0	0	360	360	360
01504632	Parks & Recreation - Other	51510	FICA/MD	0	0	84	84	84
01504632	Parks & Recreation - Other	51540	Workers Compensation	0	0	46	46	46
01504632	Parks & Recreation - Other	51545	Unemployment	0	0	15	15	15
01504632	Parks & Recreation - Other	51570	Employee Assistance Program	0	0	28	28	30
			Personnel Services Total	0	0	6,343	6,343	6,345
01504632	Parks & Recreation - Other	52159	Other Professional Services	0	0	3,580	3,580	3,580
			Contractual Services Total	0	0	3,580	3,580	3,580
			Org Total	0	0	9,923	9,923	9,925
01505634	Youth Sports	51100	Regular Salary/Wages	0	96	0	0	0
01505634	Youth Sports	51505	FICA/OADSI	0	6	0	0	0
01505634	Youth Sports	51510	FICA/MD	0	1	0	0	0
01505634	Youth Sports	51540	Workers Compensation	0	1	0	0	0
			Personnel Services Total	0	104	0	0	0
01505634	Youth Sports	52159	Other Professional Services	7,863	1,637	8,000	8,000	8,000
			Contractual Services Total	7,863	1,637	8,000	8,000	8,000
01505634	Youth Sports	54340	Supplies - Operational	2,069	4,267	4,000	4,000	5,000
01505634	Youth Sports	54342	Supplies - Other/misc	175	0	0	0	0
			Commodities Total	2,244	4,267	4,000	4,000	5,000
			Org Total	10,107	6,008	12,000	12,000	13,000
01505635	Arts & Crafts	51100	Regular Salary/Wages	0	0	6,319	6,319	6,319
01505635	Arts & Crafts	51505	FICA/OADSI	0	0	392	392	392
01505635	Arts & Crafts	51510	FICA/MD	0	0	92	92	92
01505635	Arts & Crafts	51540	Workers Compensation	0	0	50	50	50
01505635	Arts & Crafts	51545	Unemployment	0	0	16	16	17
01505635	Arts & Crafts	51570	Employee Assistance Program	0	0	28	28	30
			Personnel Services Total	0	0	6,896	6,896	6,900
01505635	Arts & Crafts	52159	Other Professional Services	1,154	364	2,071	2,071	2,071
			Contractual Services Total	1,154	364	2,071	2,071	2,071
01505635	Arts & Crafts	54340	Supplies - Operational	421	425	2,846	2,846	2,846
			Commodities Total	421	425	2,846	2,846	2,846
			Org Total	1,575	789	11,813	11,813	11,817
01505636	Camps & Shows	51100	Regular Salary/Wages	0	11,324	39,444	39,444	17,845
01505636	Camps & Shows	51110	Overtime/Shift/Hazard	0	19	0	0	0
01505636	Camps & Shows	51505	FICA/OADSI	0	703	2,445	2,445	1,107
01505636	Camps & Shows	51510	FICA/MD	0	165	572	572	259
01505636	Camps & Shows	51515	Employers KPERS	0	925	2,244	2,244	0
01505636	Camps & Shows	51530	Pension Plan	0	630	0	0	0
01505636	Camps & Shows	51540	Workers Compensation	0	89	311	311	141
01505636	Camps & Shows	51545	Unemployment	0	25	99	99	47
01505636	Camps & Shows	51570	Employee Assistance Program	0	20	110	110	60
			Personnel Services Total	0	13,900	45,225	45,225	19,459
01505636	Camps & Shows	52159	Other Professional Services	17,551	12,964	13,000	13,000	9,000
01505636	Camps & Shows	52840	Licenses/Certifications	0	0	1,800	1,800	0
			Contractual Services Total	17,551	12,964	14,800	14,800	9,000
01505636	Camps & Shows	54340	Supplies - Operational	0	0	7,300	7,300	7,300
01505636	Camps & Shows	54342	Supplies - Other/misc	0	681	450	450	450
			Commodities Total	0	681	7,750	7,750	7,750
			Org Total	17,551	27,545	67,775	67,775	36,209

ORG	ORG DESCRIPTION	OBJ	DESCRIPTION	2016	2017	2018	2018	2019
				ACTUAL	ACTUAL	ORIGINAL BUDGET	REVISED BUDGET	BUDGET
01506637	Arts Council	52159	Other Professional Services	19,350	16,830	20,700	20,700	25,325
			Contractual Services Total	19,350	16,830	20,700	20,700	25,325
01506637	Arts Council	54340	Supplies - Operational	660	1,535	500	500	2,625
01506637	Arts Council	54342	Supplies - Other/misc	284	0	0	0	0
			Commodities Total	944	1,535	500	500	2,625
			Org Total	20,294	18,365	21,200	21,200	27,950
01506638	Prog Cook	52159	Other Professional Services	0	725	4,200	4,200	3,000
			Contractual Services Total	0	725	4,200	4,200	3,000
01506638	Prog Cook	54340	Supplies - Operational	99	25	250	250	250
			Commodities Total	99	25	250	250	250
			Org Total	99	750	4,450	4,450	3,250
01506640	Prog Dance	51100	Regular Salary/Wages	16,576	13,840	0	0	0
01506640	Prog Dance	51505	FICA/OADSI	1,028	858	0	0	0
01506640	Prog Dance	51510	FICA/MD	240	201	0	0	0
01506640	Prog Dance	51540	Workers Compensation	173	112	0	0	0
01506640	Prog Dance	51545	Unemployment	51	31	0	0	0
			Personnel Services Total	18,067	15,042	0	0	0
01506640	Prog Dance	54340	Supplies - Operational	6,223	4,987	0	0	0
			Commodities Total	6,223	4,987	0	0	0
			Org Total	24,291	20,029	0	0	0
01506654	Get Outdoors	52159	Other Professional Services	0	0	340	340	340
01506654	Get Outdoors	52800	Advertising/Publications	4	0	400	400	400
			Contractual Services Total	4	0	740	740	740
01506654	Get Outdoors	54340	Supplies - Operational	257	460	1,750	1,750	1,750
			Commodities Total	257	460	1,750	1,750	1,750
			Org Total	261	460	2,490	2,490	2,490
01506655	Art & Wine Fair	52159	Other Professional Services	9,700	9,992	15,200	15,200	10,200
01506655	Art & Wine Fair	52164	Performer/Entertainer	1,700	0	3,000	3,000	3,000
01506655	Art & Wine Fair	52303	Meals/Food/Refreshments	999	0	400	400	400
01506655	Art & Wine Fair	52620	Rents/Leases	6,524	6,759	7,170	7,170	12,170
01506655	Art & Wine Fair	52800	Advertising/Publications	1,300	200	2,100	2,100	2,100
01506655	Art & Wine Fair	52820	Dues/Memberships	0	0	1,500	1,500	1,500
01506655	Art & Wine Fair	52850	Postage/Shipping	0	0	1,075	1,075	1,075
			Contractual Services Total	20,222	16,951	30,445	30,445	30,445
01506655	Art & Wine Fair	54336	Supplies - Office	0	0	150	150	150
01506655	Art & Wine Fair	54340	Supplies - Operational	1,206	894	5,050	5,050	5,050
01506655	Art & Wine Fair	54342	Supplies - Other/misc	3,176	8,893	4,067	4,067	4,067
01506655	Art & Wine Fair	54430	Merchandise for Resale	4,751	3,523	5,200	5,200	5,200
			Commodities Total	9,132	13,310	14,467	14,467	14,467
			Org Total	29,355	30,261	44,912	44,912	44,912
01506658	Community Symphony	52159	Other Professional Services	0	7,436	8,550	8,550	8,550
			Contractual Services Total	0	7,436	8,550	8,550	8,550
			Org Total	0	7,436	8,550	8,550	8,550
01507642	Programs - Nature	51100	Regular Salary/Wages	59,023	56,046	55,484	55,484	69,892
01507642	Programs - Nature	51110	Overtime/Shift/Hazard	131	0	0	0	0
01507642	Programs - Nature	51120	Allowances	914	910	910	910	910
01507642	Programs - Nature	51505	FICA/OADSI	3,577	3,388	3,496	3,496	4,389
01507642	Programs - Nature	51510	FICA/MD	837	792	818	818	1,026
01507642	Programs - Nature	51515	Employers KPERS	4,664	4,729	5,859	5,859	6,352
01507642	Programs - Nature	51530	Pension Plan	3,691	3,954	3,773	3,773	3,854
01507642	Programs - Nature	51540	Workers Compensation	1,513	974	1,214	1,214	558
01507642	Programs - Nature	51545	Unemployment	178	120	139	139	183
01507642	Programs - Nature	51550	Health Insurance	13,620	15,536	12,000	12,000	10,750
01507642	Programs - Nature	51555	Short Term Disability	24	24	31	31	32
01507642	Programs - Nature	51565	Life Insurance	119	130	135	135	162
01507642	Programs - Nature	51570	Employee Assistance Program	26	26	28	28	60

ORG	ORG DESCRIPTION	OBJ	DESCRIPTION	2016	2017	2018	2018	2019
				ACTUAL	ACTUAL	ORIGINAL BUDGET	REVISED BUDGET	BUDGET
01507642	Programs - Nature	51575	Other Benefits	0	51	0	0	0
			Personnel Services Total	88,316	86,680	83,886	83,886	98,168
01507642	Programs - Nature	52159	Other Professional Services	35	41	1,000	1,000	0
01507642	Programs - Nature	52810	Copying/Printings Services	0	0	2,500	2,500	0
			Contractual Services Total	35	41	3,500	3,500	0
01507642	Programs - Nature	54340	Supplies - Operational	9,092	1,522	13,435	13,435	12,935
01507642	Programs - Nature	54342	Supplies - Other/misc	249	0	0	0	0
01507642	Programs - Nature	54442	Uniforms	0	0	100	100	0
			Commodities Total	9,341	1,522	13,535	13,535	12,935
			Org Total	97,692	88,243	100,921	100,921	111,103
01507643	Community Gardens	54340	Supplies - Operational	1,017	271	1,000	1,000	1,000
			Commodities Total	1,017	271	1,000	1,000	1,000
			Org Total	1,017	271	1,000	1,000	1,000
01508645	Tennis	52159	Other Professional Services	2,774	2,522	5,600	5,600	5,600
			Contractual Services Total	2,774	2,522	5,600	5,600	5,600
01508645	Tennis	54340	Supplies - Operational	0	854	1,200	1,200	1,200
			Commodities Total	0	854	1,200	1,200	1,200
			Org Total	2,774	3,376	6,800	6,800	6,800
01509646	Swimming Pools	51100	Regular Salary/Wages	0	20,576	68,528	68,528	31,501
01509646	Swimming Pools	51110	Overtime/Shift/Hazard	0	21	0	0	0
01509646	Swimming Pools	51120	Allowances	0	560	455	455	455
01509646	Swimming Pools	51505	FICA/OADSI	0	1,248	4,276	4,276	1,981
01509646	Swimming Pools	51510	FICA/MD	0	292	1,000	1,000	463
01509646	Swimming Pools	51515	Employers KPERS	0	1,859	4,102	4,102	2,546
01509646	Swimming Pools	51530	Pension Plan	0	1,494	2,640	2,640	1,545
01509646	Swimming Pools	51540	Workers Compensation	0	50	1,608	1,608	265
01509646	Swimming Pools	51545	Unemployment	0	43	171	171	82
01509646	Swimming Pools	51550	Health Insurance	0	9,698	12,000	12,000	5,375
01509646	Swimming Pools	51555	Short Term Disability	0	17	31	31	16
01509646	Swimming Pools	51565	Life Insurance	0	50	95	95	65
01509646	Swimming Pools	51570	Employee Assistance Program	0	12	55	55	45
			Personnel Services Total	0	35,920	94,961	94,961	44,339
01509646	Swimming Pools	52159	Other Professional Services	1,340	1,375	694	694	694
01509646	Swimming Pools	52166	Photography Services	233	0	423	423	423
01509646	Swimming Pools	52304	Training/Mtgs - Registration	981	5,599	5,823	5,823	5,823
01509646	Swimming Pools	52702	Repair/Maint - Facilities	2,090	0	259	259	259
01509646	Swimming Pools	52800	Advertising/Publications	103	600	2,061	2,061	2,061
01509646	Swimming Pools	52820	Dues/Memberships	0	50	0	0	0
			Contractual Services Total	4,747	7,624	9,260	9,260	9,260
01509646	Swimming Pools	54340	Supplies - Operational	1,705	2,370	11,360	11,360	3,100
01509646	Swimming Pools	54342	Supplies - Other/misc	0	18	0	0	0
01509646	Swimming Pools	54430	Merchandise for Resale	1,203	0	1,500	1,500	1,500
			Commodities Total	2,908	2,388	12,860	12,860	4,600
			Org Total	7,656	45,932	117,081	117,081	58,199
01509647	Ad Astra Pool	51100	Regular Salary/Wages	82,717	86,764	85,036	85,036	93,848
01509647	Ad Astra Pool	51110	Overtime/Shift/Hazard	0	282	0	0	0
01509647	Ad Astra Pool	51505	FICA/OADSI	5,128	5,397	5,272	5,272	5,819
01509647	Ad Astra Pool	51510	FICA/MD	1,199	1,262	1,233	1,233	1,361
01509647	Ad Astra Pool	51540	Workers Compensation	3,569	2,838	2,774	2,774	3,062
01509647	Ad Astra Pool	51545	Unemployment	256	192	213	213	247
01509647	Ad Astra Pool	51570	Employee Assistance Program	0	0	28	28	60
			Personnel Services Total	92,870	96,735	94,555	94,555	104,397
01509647	Ad Astra Pool	52510	Electricity	0	8,697	2,274	2,274	2,274
01509647	Ad Astra Pool	52515	Gas	0	551	87	87	87
01509647	Ad Astra Pool	52530	Telephone	0	0	792	792	792
01509647	Ad Astra Pool	52535	Trash	0	215	0	0	0
01509647	Ad Astra Pool	52540	Wastewater	0	7,972	0	0	0
01509647	Ad Astra Pool	52545	Water	0	10,768	1,211	1,211	1,211
01509647	Ad Astra Pool	52704	Repair/Maint - Equipment	765	765	974	974	974

ORG	ORG DESCRIPTION	OBJ	DESCRIPTION	2016	2017	2018	2018	2019
				ACTUAL	ACTUAL	ORIGINAL BUDGET	REVISED BUDGET	BUDGET
01509647	Ad Astra Pool	52800	Advertising/Publications	99	790	2,177	2,177	2,177
01509647	Ad Astra Pool	52820	Dues/Memberships	500	860	86	86	86
			Contractual Services Total	1,364	30,618	7,601	7,601	7,601
01509647	Ad Astra Pool	54322	Supplies - Ground	27,597	22,684	24,126	24,126	24,126
01509647	Ad Astra Pool	54330	Supplies - Medical (disposable)	2,057	1,900	8,770	8,770	8,770
01509647	Ad Astra Pool	54336	Supplies - Office	0	1,178	89	89	89
01509647	Ad Astra Pool	54340	Supplies - Operational	920	435	783	783	783
01509647	Ad Astra Pool	54430	Merchandise for Resale	3,029	2,824	8,599	8,599	8,599
01509647	Ad Astra Pool	54442	Uniforms	1,914	1,023	1,497	1,497	1,497
			Commodities Total	35,516	30,044	43,864	43,864	43,864
			Org Total	129,750	157,397	146,020	146,020	155,862
01509648	Flat Rock Creek Pool	51100	Regular Salary/Wages	77,833	76,702	81,022	81,022	93,847
01509648	Flat Rock Creek Pool	51110	Overtime/Shift/Hazard	0	320	0	0	0
01509648	Flat Rock Creek Pool	51505	FICA/OADSI	4,826	4,775	5,023	5,023	5,819
01509648	Flat Rock Creek Pool	51510	FICA/MD	1,129	1,117	1,175	1,175	1,361
01509648	Flat Rock Creek Pool	51540	Workers Compensation	3,136	2,511	2,643	2,643	3,061
01509648	Flat Rock Creek Pool	51545	Unemployment	241	170	203	203	247
01509648	Flat Rock Creek Pool	51570	Employee Assistance Program	0	0	28	28	60
			Personnel Services Total	87,164	85,595	90,094	90,094	104,395
01509648	Flat Rock Creek Pool	52510	Electricity	0	6,623	1,024	1,024	1,024
01509648	Flat Rock Creek Pool	52530	Telephone	0	0	745	745	745
01509648	Flat Rock Creek Pool	52540	Wastewater	0	834	0	0	0
01509648	Flat Rock Creek Pool	52545	Water	0	2,267	899	899	899
01509648	Flat Rock Creek Pool	52702	Repair/Maint - Facilities	0	0	776	776	776
01509648	Flat Rock Creek Pool	52704	Repair/Maint - Equipment	765	765	955	955	955
01509648	Flat Rock Creek Pool	52800	Advertising/Publications	99	790	1,902	1,902	1,902
01509648	Flat Rock Creek Pool	52820	Dues/Memberships	789	800	86	86	86
			Contractual Services Total	1,653	12,079	6,387	6,387	6,387
01509648	Flat Rock Creek Pool	54322	Supplies - Ground	23,716	20,093	17,611	17,611	17,611
01509648	Flat Rock Creek Pool	54330	Supplies - Medical (disposable)	1,549	1,900	1,266	1,266	1,266
01509648	Flat Rock Creek Pool	54336	Supplies - Office	0	1,178	30	30	30
01509648	Flat Rock Creek Pool	54340	Supplies - Operational	1,374	524	4,809	4,809	4,809
01509648	Flat Rock Creek Pool	54430	Merchandise for Resale	3,302	3,220	4,857	4,857	4,857
01509648	Flat Rock Creek Pool	54442	Uniforms	1,548	1,173	1,117	1,117	1,117
			Commodities Total	31,489	28,088	29,690	29,690	29,690
			Org Total	120,306	125,762	126,171	126,171	140,472
01509649	Indian Trails Pool	51100	Regular Salary/Wages	126,163	136,251	137,671	137,671	154,005
01509649	Indian Trails Pool	51110	Overtime/Shift/Hazard	0	555	0	0	0
01509649	Indian Trails Pool	51505	FICA/OADSI	7,822	8,482	8,536	8,536	9,548
01509649	Indian Trails Pool	51510	FICA/MD	1,829	1,984	1,996	1,996	2,233
01509649	Indian Trails Pool	51540	Workers Compensation	5,470	4,460	4,492	4,492	5,024
01509649	Indian Trails Pool	51545	Unemployment	391	301	344	344	404
01509649	Indian Trails Pool	51570	Employee Assistance Program	0	0	28	28	60
			Personnel Services Total	141,675	152,033	153,067	153,067	171,274
01509649	Indian Trails Pool	52510	Electricity	0	18,788	4,224	4,224	4,224
01509649	Indian Trails Pool	52515	Gas	0	548	0	0	0
01509649	Indian Trails Pool	52530	Telephone	0	0	728	728	728
01509649	Indian Trails Pool	52535	Trash	0	214	77	77	77
01509649	Indian Trails Pool	52540	Wastewater	0	6,937	0	0	0
01509649	Indian Trails Pool	52545	Water	0	29,481	2,406	2,406	2,406
01509649	Indian Trails Pool	52704	Repair/Maint - Equipment	765	1,045	955	955	955
01509649	Indian Trails Pool	52800	Advertising/Publications	1,187	1,390	2,482	2,482	2,482
01509649	Indian Trails Pool	52820	Dues/Memberships	500	2,095	86	86	86
			Contractual Services Total	2,452	60,498	10,958	10,958	10,958
01509649	Indian Trails Pool	54110	Equipment - Other Minor	0	0	4,568	4,568	4,568
01509649	Indian Trails Pool	54322	Supplies - Ground	34,015	31,982	23,691	23,691	23,691
01509649	Indian Trails Pool	54330	Supplies - Medical (disposable)	4,024	3,782	7,657	7,657	7,657
01509649	Indian Trails Pool	54336	Supplies - Office	64	1,178	166	166	166
01509649	Indian Trails Pool	54340	Supplies - Operational	1,405	1,313	2,084	2,084	2,084
01509649	Indian Trails Pool	54430	Merchandise for Resale	6,028	7,278	10,554	10,554	10,554
01509649	Indian Trails Pool	54442	Uniforms	2,835	1,436	2,505	2,505	2,505
			Commodities Total	48,371	46,969	51,225	51,225	51,225
			Org Total	192,499	259,500	215,250	215,250	233,457

ORG	ORG DESCRIPTION	OBJ	DESCRIPTION	2016	2017	2018	2018	2019
				ACTUAL	ACTUAL	ORIGINAL BUDGET	REVISED BUDGET	BUDGET
01509651	Swim Team	51100	Regular Salary/Wages	12,544	12,381	20,393	20,393	20,393
01509651	Swim Team	51505	FICA/OADSI	778	768	1,264	1,264	1,264
01509651	Swim Team	51510	FICA/MD	182	180	296	296	296
01509651	Swim Team	51540	Workers Compensation	546	404	665	665	665
01509651	Swim Team	51545	Unemployment	39	27	51	51	54
01509651	Swim Team	51570	Employee Assistance Program	0	0	28	28	30
			Personnel Services Total	14,088	13,760	22,696	22,696	22,702
01509651	Swim Team	52159	Other Professional Services	0	0	91	91	91
01509651	Swim Team	52820	Dues/Memberships	612	299	472	472	472
			Contractual Services Total	612	299	563	563	563
01509651	Swim Team	54340	Supplies - Operational	3,228	1,756	11,009	11,009	2,009
01509651	Swim Team	54342	Supplies - Other/misc	0	435	0	0	0
01509651	Swim Team	54430	Merchandise for Resale	0	0	1,387	1,387	1,387
			Commodities Total	3,228	2,191	12,396	12,396	3,396
			Org Total	17,929	16,250	35,655	35,655	26,661
02100000	Endowment	54300	Supplies	906	79	0	0	0
02100000	Endowment	54342	Supplies - Other/misc	0	716	0	0	0
			Commodities Total	906	795	0	0	0
			Endowment Fund Total	906	795	0	0	0
03100000	Foundation	54110	Equipment - Other Minor	0	10,514	0	0	0
03100000	Foundation	54342	Supplies - Other/misc	0	286	0	0	0
			Commodities Total	0	10,800	0	0	0
			Foundation Fund Total	0	10,800	0	0	0
			Parks & Recreation Total	5,715,507	6,019,666	6,824,854	6,824,854	7,108,439
			General Fund Total	66,691,416	79,915,843	103,908,713	83,832,485	108,835,728
05700000	2003A GO Bonds	60105	Interest	33,876	23,374	11,856	11,856	0
05700000	2003A GO Bonds	60210	Principal Redemption	210,025	230,350	237,125	237,125	0
			Debt Service Total	243,901	253,724	248,981	248,981	0
05700000	2006C Special Assessment	60105	Interest	145,231	0	0	0	0
05700000	2006C Special Assessment	60210	Principal Redemption	490,000	0	0	0	0
			Debt Service Total	635,231	0	0	0	0
05700000	2006E GO Bonds	60105	Interest	24,091	22,291	20,491	20,491	18,491
05700000	2006E GO Bonds	60210	Principal Redemption	45,000	45,000	50,000	50,000	50,000
			Debt Service Total	69,091	67,291	70,491	70,491	68,491
05700000	2007B GO Bonds	60105	Interest	129,750	113,750	97,000	97,000	79,500
05700000	2007B GO Bonds	60210	Principal Redemption	320,000	335,000	350,000	350,000	370,000
			Debt Service Total	449,750	448,750	447,000	447,000	449,500
05700000	2008B Special Assessment	60105	Interest	100,125	88,125	75,525	75,525	62,525
05700000	2008B Special Assessment	60210	Principal Redemption	300,000	315,000	325,000	325,000	245,000
			Debt Service Total	400,125	403,125	400,525	400,525	307,525
05700000	2008B TIF	60105	Interest	294,550	265,550	235,551	235,551	204,550
05700000	2008B TIF	60210	Principal Redemption	725,000	750,000	775,000	775,000	810,000
			Debt Service Total	1,019,550	1,015,550	1,010,551	1,010,551	1,014,550
05700000	2009A GO Bonds	60105	Interest	10,486	4,759	31,008	31,008	22,132
05700000	2009A GO Bonds	60210	Principal Redemption	265,000	275,000	280,000	280,000	290,000
			Debt Service Total	275,486	279,759	311,008	311,008	312,132
05700000	2010B GO Bonds	60105	Interest	144,569	135,869	127,168	127,168	118,168
05700000	2010B GO Bonds	60210	Principal Redemption	290,000	290,000	300,000	300,000	285,000
			Debt Service Total	434,569	425,869	427,168	427,168	403,168
05700000	2010B Special Assessment	60105	Interest	145,400	134,600	123,350	123,350	111,800
05700000	2010B Special Assessment	60210	Principal Redemption	360,000	375,000	385,000	385,000	395,000
			Debt Service Total	505,400	509,600	508,350	508,350	506,800

ORG	ORG DESCRIPTION	OBJ	DESCRIPTION	2016	2017	2018	2018	2019
				ACTUAL	ACTUAL	ORIGINAL BUDGET	REVISED BUDGET	BUDGET
05700000	2010C GO Refunding Bonds	60105	Interest	357,212	245,932	124,660	124,660	0
05700000	2010C GO Refunding Bonds	60210	Principal Redemption	2,225,587	2,425,450	2,493,200	2,493,200	0
			Debt Service Total	2,582,799	2,671,382	2,617,860	2,617,860	0
05700000	2011A GO Bonds	60105	Interest	91,500	77,100	62,250	62,250	47,100
05700000	2011A GO Bonds	60210	Principal Redemption	480,000	495,000	505,000	505,000	520,000
			Debt Service Total	571,500	572,100	567,250	567,250	567,100
05700000	2012A GO Bonds	60105	Interest	70,013	61,350	52,912	52,912	44,025
05700000	2012A GO Bonds	60210	Principal Redemption	385,000	375,000	395,000	395,000	400,000
			Debt Service Total	455,013	436,350	447,912	447,912	444,025
05700000	2012A Special Assessment	60105	Interest	231,631	223,194	214,532	214,532	205,418
05700000	2012A Special Assessment	60210	Principal Redemption	375,000	385,000	405,000	405,000	395,000
			Debt Service Total	606,631	608,194	619,532	619,532	600,418
05700000	2013A GO Bonds	60105	Interest	83,150	75,950	68,550	68,550	61,050
05700000	2013A GO Bonds	60210	Principal Redemption	360,000	370,000	375,000	375,000	385,000
			Debt Service Total	443,150	445,950	443,550	443,550	446,050
05700000	2013A Special Assessment	60105	Interest	21,425	20,525	19,626	19,626	18,625
05700000	2013A Special Assessment	60210	Principal Redemption	45,000	45,000	50,000	50,000	50,000
			Debt Service Total	66,425	65,525	69,626	69,626	68,625
05700000	2014A GO Bonds	60105	Interest	340,544	312,944	265,444	265,444	245,544
05700000	2014A GO Bonds	60210	Principal Redemption	920,000	950,000	995,000	995,000	1,015,000
			Debt Service Total	1,260,544	1,262,944	1,260,444	1,260,444	1,260,544
05700000	2014B GO Refunding Bonds	60105	Interest	81,000	201,500	161,250	161,250	119,750
05700000	2014B GO Refunding Bonds	60210	Principal Redemption	290,000	805,000	830,000	830,000	885,000
			Debt Service Total	371,000	1,006,500	991,250	991,250	1,004,750
05700000	2015A GO Bonds	60105	Interest	510,441	438,275	420,575	420,575	390,325
05700000	2015A GO Bonds	60210	Principal Redemption	515,000	590,000	605,000	605,000	635,000
			Debt Service Total	1,025,441	1,028,275	1,025,575	1,025,575	1,025,325
05700000	2015A Special Assessment	60105	Interest	171,169	146,450	140,000	140,000	129,000
05700000	2015A Special Assessment	60210	Principal Redemption	190,000	215,000	220,000	220,000	235,000
			Debt Service Total	361,169	361,450	360,000	360,000	364,000
05700000	2015A Refunding Bonds	60105	Interest	218,925	184,400	173,600	173,600	155,350
05700000	2015A Refunding Bonds	60210	Principal Redemption	340,000	360,000	365,000	365,000	385,000
			Debt Service Total	558,925	544,400	538,600	538,600	540,350
05700000	2015B Civic Center Bonds	60105	Interest	403,724	567,738	567,738	567,738	567,738
05700000	2015B Civic Center Bonds	60210	Principal Redemption	0	0	0	0	645,000
			Debt Service Total	403,724	567,738	567,738	567,738	1,212,738
05700000	2017 GO Bonds	60105	Interest	0	0	125,000	0	0
05700000	2017 GO Bonds	60210	Principal Redemption	0	0	446,294	0	0
			Debt Service Total	0	0	571,294	0	0
05700000	2018 GO Bonds	60105	Interest	0	0	0	0	755,494
05700000	2018 GO Bonds	60210	Principal Redemption	0	0	0	0	1,238,477
			Debt Service Total	0	0	0	0	1,993,971
05700000	Debt Service	70100	Transfers	0	0	691,000	691,000	611,000
05700000	Debt Service	70500	Fund Balance Reserve	0	0	3,059,202	0	3,459,951
			Transfers Out Total	0	0	3,750,202	691,000	4,070,951
			Org Total	12,739,424	12,974,476	17,254,907	13,624,411	16,661,013
06700000	TIF Debt Service	52100	Services	8,968	10,217	0	0	0
			Contractual Services Total	8,968	10,217	0	0	0
06700000	TIF Debt Service	60105	Interest	38,801	50,500	247,205	246,203	246,203
06700000	TIF Debt Service	60210	Principal Redemption	181,199	184,500	0	0	0
			Debt Service Total	220,000	235,000	247,205	246,203	246,203
			Org Total	228,968	245,217	247,205	246,203	246,203
			Debt Service Funds Total	12,968,392	13,219,693	17,502,112	13,870,614	16,907,216

ORG	ORG DESCRIPTION	OBJ	DESCRIPTION	2016	2017	2018	2018	2019
				ACTUAL	ACTUAL	ORIGINAL BUDGET	REVISED BUDGET	BUDGET
25401502	Special Highway - Streets	70100	Transfers	1,626,199	1,405,139	1,434,560	1,434,560	1,435,000
25401502	Special Highway - Streets	70500	Fund Balance Reserve	0	0	354,323	0	360,861
			Transfers Out Total	1,626,199	1,405,139	1,788,883	1,434,560	1,795,861
Special Highway Fund Total				1,626,199	1,405,139	1,788,883	1,434,560	1,795,861
26350000	Drug & Alcohol Awareness	52160	Payments To Other Agencies	128,375	130,000	160,000	160,000	170,000
			Contractual Services Total	128,375	130,000	160,000	160,000	170,000
26350000	Drug & Alcohol Awareness	54342	Supplies - Other/misc	25,054	34,452	30,056	30,056	36,000
			Commodities Total	25,054	34,452	30,056	30,056	36,000
26350000	Drug & Alcohol Awareness	70100	Transfers	63,937	61,229	66,500	66,500	60,000
26350000	Drug & Alcohol Awareness	70500	Fund Balance Reserve	0	0	457,108	0	492,475
			Transfers Out Total	63,937	61,229	523,608	66,500	552,475
Special Alcohol Fund Total				217,365	225,681	713,664	256,556	758,475
27501000	Special Parks & Recreation	70100	Transfers	248,925	264,033	256,556	256,556	266,000
27501000	Special Parks & Recreation	70500	Fund Balance Reserve	0	0	65,235	0	62,250
			Transfers Out Total	248,925	264,033	321,791	256,556	328,250
Special Parks & Rec. Fund Total				248,925	264,033	321,791	256,556	328,250
28054000	Economic Development - CVB	52120	Convention & Visitors Bureau	220,000	220,000	220,000	220,000	220,000
28054000	Economic Development - CVB	52160	Payments To Other Agencies	0	2,583	0	0	0
			Contractual Services Total	220,000	222,583	220,000	220,000	220,000
Org Total				220,000	222,583	220,000	220,000	220,000
28055000	Economic Development - EDC	52124	Economic Development Council	325,000	325,000	335,000	335,000	335,000
28055000	Economic Development - EDC	52160	Payments To Other Agencies	0	2,582	0	0	0
			Contractual Services Total	325,000	327,582	335,000	335,000	335,000
Org Total				325,000	327,582	335,000	335,000	335,000
28056000	Economic Development - Other	55810	Economic Development	0	100,000	0	0	864,169
			Capital Total	0	100,000	0	0	864,169
28056000	Economic Development - Other	60105	Interest	126,406	124,006	116,506	116,506	113,306
28056000	Economic Development - Other	60210	Principal Redemption	80,000	150,000	160,000	160,000	160,000
			Debt Service Total	206,406	274,006	276,506	276,506	273,306
28056000	Economic Development - Other	70100	Transfers	23,000	23,000	879,755	879,755	22,000
28056000	Economic Development - Other	70500	Fund Balance Reserve	0	0	1,198,428	0	1,488,143
			Transfers Out Total	23,000	23,000	2,078,183	879,755	1,510,143
Org Total				229,406	397,006	2,354,689	1,156,261	2,647,618
28500652	Legler Barn	51100	Regular Salary/Wages	10,417	10,301	32,684	32,684	32,683
28500652	Legler Barn	51505	FICA/OADSI	646	639	2,026	2,026	2,026
28500652	Legler Barn	51510	FICA/MD	151	149	474	474	474
28500652	Legler Barn	51515	Employers KPERS	0	9	3,219	3,219	0
28500652	Legler Barn	51530	Pension Plan	0	4	0	0	0
28500652	Legler Barn	51540	Workers Compensation	78	27	78	78	78
28500652	Legler Barn	51545	Unemployment	32	22	82	82	86
28500652	Legler Barn	51570	Employee Assistance Program	0	0	28	28	30
			Personnel Services Total	11,324	11,151	38,591	38,591	35,377
28500652	Legler Barn	52100	Services	550	0	0	0	0
28500652	Legler Barn	52159	Other Professional Services	1,459	2,685	1,500	1,500	1,500
28500652	Legler Barn	52166	Photography Services	0	0	1,778	1,778	1,778
28500652	Legler Barn	52300	Training/Travel/Meetings	0	0	947	947	947
28500652	Legler Barn	52320	Training/Mtgs - Hosted by City	0	0	358	358	358
28500652	Legler Barn	52500	Utility Service	87	0	0	0	0
28500652	Legler Barn	52530	Telephone	458	0	1,735	1,735	1,735
28500652	Legler Barn	52800	Advertising/Publications	295	545	1,259	1,259	1,259

ORG	ORG DESCRIPTION	OBJ	DESCRIPTION	2016	2017	2018	2018	2019
				ACTUAL	ACTUAL	ORIGINAL BUDGET	REVISED BUDGET	BUDGET
28500652	Legler Barn	52850	Postage/Shipping	0	0	171	171	171
			Contractual Services Total	2,848	3,230	7,748	7,748	7,748
28500652	Legler Barn	54322	Supplies - Ground	0	0	1,266	1,266	1,266
28500652	Legler Barn	54336	Supplies - Office	0	0	947	947	947
28500652	Legler Barn	54340	Supplies - Operational	0	0	187	187	187
			Commodities Total	0	0	2,400	2,400	2,400
Org Total				14,172	14,381	48,739	48,739	45,525
Tourism & Convention Fund Total				788,578	961,552	2,958,428	1,760,000	3,248,143
40501703	PRIF Zone 1	70100	Transfers	0	663,622	275,000	275,000	275,000
40501703	PRIF Zone 1	70500	Fund Balance Reserve	0	0	912,221	0	489,364
			Transfers Out Total	0	663,622	1,187,221	275,000	764,364
40501709	PRIF Zone 1	55302	Art	0	10,000	0	0	0
			Capital Total	0	10,000	0	0	0
PRIF Zone 1 Fund Total				0	673,622	1,187,221	275,000	764,364
41501704	PRIF Zone 2	70100	Transfers	0	60,455	100,000	100,000	100,000
41501704	PRIF Zone 2	70500	Fund Balance Reserve	0	0	428,347	0	478,516
			Transfers Out Total	0	60,455	528,347	100,000	578,516
41501710	PRIF Zone 2	52159	Other Professional Services	0	9,600	0	0	0
			Contractual Services Total	0	9,600	0	0	0
41501710	PRIF Zone 2	54342	Supplies - Other/misc	0	9,902	0	0	0
			Commodities Total	0	9,902	0	0	0
PRIF Zone 2 Fund Total				0	79,957	528,347	100,000	578,516
42501705	PRIF Zone 3	70100	Transfers	0	24,415	65,000	65,000	100,000
42501705	PRIF Zone 3	70500	Fund Balance Reserve	0	0	387,315	0	502,732
			Transfers Out Total	0	24,415	452,315	65,000	602,732
PRIF Zone 3 Fund Total				0	24,415	452,315	65,000	602,732
43501706	Street Tree Zone 1	54322	Supplies - Ground	460	788	10,000	10,000	10,000
			Commodities Total	460	788	10,000	10,000	10,000
43501706	Street Tree Zone 1	70500	Fund Balance Reserve	0	0	106,212	0	105,944
			Transfers Out Total	0	0	106,212	0	105,944
Street Tree Zone 1 Fund Total				460	788	116,212	10,000	115,944
44501707	Street Tree Zone 2	54322	Supplies - Ground	17,532	38,590	25,000	25,000	45,000
			Commodities Total	17,532	38,590	25,000	25,000	45,000
44501707	Street Tree Zone 2	70500	Fund Balance Reserve	0	0	81,722	0	141,531
			Transfers Out Total	0	0	81,722	0	141,531
Street Tree Zone 2 Fund Total				17,532	38,590	106,722	25,000	186,531
45501708	Street Tree Zone 3	54322	Supplies - Ground	3,819	50,653	20,000	20,000	30,000
			Commodities Total	3,819	50,653	20,000	20,000	30,000
45501708	Street Tree Zone 3	70500	Fund Balance Reserve	0	0	205,004	0	184,304
			Transfers Out Total	0	0	205,004	0	184,304
Street Tree Zone 3 Fund Total				3,819	50,653	225,004	20,000	214,304
46402000	TIP Zone 1	55340	Streets	0	5,000	0	0	0
			Commodities Total	0	5,000	0	0	0

ORG	ORG DESCRIPTION	OBJ	DESCRIPTION	2016	2017	2018	2018	2019
				ACTUAL	ACTUAL	ORIGINAL BUDGET	REVISED BUDGET	BUDGET
46402000	TIP Zone 1	70100	Transfers	210,000	190,000	320,000	320,000	320,000
46402000	TIP Zone 1	70500	Fund Balance Reserve	0	0	846,492	0	869,336
			Transfers Out Total	210,000	190,000	1,166,492	320,000	1,189,336
TIP Zone 1 Fund Total				210,000	195,000	1,166,492	320,000	1,189,336
47402000	TIP Zone 2	70100	Transfers	0	0	102,000	102,000	150,000
47402000	TIP Zone 2	70500	Fund Balance Reserve	0	0	205,039	0	456,482
			Transfers Out Total	0	0	307,039	102,000	606,482
TIP Zone 2 Fund Total				0	0	307,039	102,000	606,482
48402000	TIP Zone 3	70100	Transfers	0	0	76,000	76,000	76,000
48402000	TIP Zone 3	70500	Fund Balance Reserve	0	0	471,150	0	576,810
			Transfers Out Total	0	0	547,150	76,000	652,810
TIP Zone 3 Fund Total				0	0	547,150	76,000	652,810
50052000	Economic Development - NRD	52159	Other Professional Services	100	200	0	0	0
50052000	Economic Development - NRD	52160	Payments To Other Agencies	138,855	0	0	0	0
50052000	Economic Development - NRD	52846	NRD Rebate	201,501	118,884	300,000	300,000	300,000
			Contractual Services Total	340,456	119,084	300,000	300,000	300,000
50052000	Economic Development - NRD	54110	Equipment - Other Minor Commodities Total	0	5,700	0	0	0
50052000	Economic Development - NRD	70500	Fund Balance Reserve	0	0	69,202	0	167,341
			Transfers Out Total	0	0	69,202	0	167,341
NRD Fund Total				340,456	124,784	369,202	300,000	467,341
51053000	Economic Development - TIF	55810	Economic Development Capital Total	681,651	1,700,266	4,468,545	4,468,545	5,074,500
51053000	Economic Development - TIF	70100	Transfers	779,711	703,520	22,455	22,455	25,500
51053000	Economic Development - TIF	70500	Fund Balance Reserve	0	0	1,396,992	0	1,984,441
			Transfers Out Total	779,711	703,520	1,419,447	22,455	2,009,941
City Center Fund Total				1,461,362	2,403,786	5,887,992	4,491,000	7,084,441
52053000	Economic Development - TIF	70100	Transfers	225,700	248,447	0	0	0
			Transfers Out Total	225,700	248,447	0	0	0
City Center Fund Total				225,700	248,447	0	0	0
53053000	Economic Development - TIF	55810	Economic Development Capital Total	1,327,815	1,521,711	1,669,610	1,669,610	2,625,805
53053000	Economic Development - TIF	70100	Transfers	3,013	3,395	8,390	8,390	13,195
53053000	Economic Development - TIF	70500	Fund Balance Reserve	0	0	1,137	0	5,160
			Transfers Out Total	3,013	3,395	9,527	8,390	18,355
Mining TIF Fund Total				1,330,828	1,525,106	1,679,137	1,678,000	2,644,160
54053000	Economic Development - TIF	55810	Economic Development Capital Total	217,424	97,716	771,125	771,125	1,012,910
54053000	Economic Development - TIF	70100	Transfers	0	0	3,875	3,875	5,090
54053000	Economic Development - TIF	70500	Fund Balance Reserve	0	0	560,464	0	1,380,132
			Transfers Out Total	0	0	564,339	3,875	1,385,222
Ridgeview Mining TIF Fund Total				217,424	97,716	1,335,464	775,000	2,398,132
56051000	Economic Development - CID	55810	Economic Development Capital Total	512,395	482,979	643,500	643,500	643,500

ORG	ORG DESCRIPTION	OBJ	DESCRIPTION	2016	2017	2018	2018	2019
				ACTUAL	ACTUAL	ORIGINAL BUDGET	REVISED BUDGET	BUDGET
56051000	Economic Development - CID	70100	Transfers	10,735	4,879	6,500	6,500	6,500
56051000	Economic Development - CID	70500	Fund Balance Reserve	0	0	106,397	0	101,296
			Transfers Out Total	10,735	4,879	112,897	6,500	107,796
Orchard Corners CID Fund Total				523,131	487,858	756,397	650,000	751,296
57051000	Economic Development - CID	55810	Economic Development Capital Total	73,157	81,835	99,000	99,000	108,900
57051000	Economic Development - CID	70100	Transfers	1,590	827	1,000	1,000	1,100
57051000	Economic Development - CID	70500	Fund Balance Reserve	0	0	11,257	0	14,381
			Transfers Out Total	1,590	827	12,257	1,000	15,481
Prairie Creek CID Fund Total				74,747	82,662	111,257	100,000	124,381
58051000	Economic Development - CID	55810	Economic Development Capital Total	39,220	39,492	51,480	51,480	51,480
58051000	Economic Development - CID	70100	Transfers	720	399	520	520	520
58051000	Economic Development - CID	70500	Fund Balance Reserve	0	0	6,710	0	7,177
			Transfers Out Total	720	399	7,230	520	7,697
Quivira 95 CID Fund Total				39,940	39,891	58,710	52,000	59,177
59051000	Economic Development - CID	55810	Economic Development Capital Total	37,147	54,063	59,400	59,400	69,300
59051000	Economic Development - CID	70100	Transfers	865	546	600	600	700
59051000	Economic Development - CID	70500	Fund Balance Reserve	0	0	8,534	0	8,946
			Transfers Out Total	865	546	9,134	600	9,646
Greystone Plaza CID Fund Total				38,011	54,609	68,534	60,000	78,946
61051000	Economic Development - CID	55810	Economic Development Capital Total	34,556	40,057	41,580	41,580	59,400
61051000	Economic Development - CID	70100	Transfers	624	405	420	420	600
61051000	Economic Development - CID	70500	Fund Balance Reserve	0	0	7,982	0	9,429
			Transfers Out Total	624	405	8,402	420	10,029
City Center East #1 CID Fund Total				35,179	40,462	49,982	42,000	69,429
62051000	Economic Development - CID	55810	Economic Development Capital Total	0	0	89,100	89,100	89,100
62051000	Economic Development - CID	70100	Transfers	215	186	900	900	900
62051000	Economic Development - CID	70500	Fund Balance Reserve	0	0	30,907	0	82,292
			Transfers Out Total	215	186	31,807	900	83,192
City Center East #2 CID Fund Total				215	186	120,907	90,000	172,292
63053000	Economic Development - TIF	55810	Economic Development Capital Total	0	33,964	1,197,980	1,197,980	1,197,980
63053000	Economic Development - TIF	70100	Transfers	0	171	6,020	6,020	6,020
63053000	Economic Development - CID	70500	Fund Balance Reserve	0	0	0	0	295,152
			Transfers Out Total	0	171	6,020	6,020	301,172
I-35 & 95th Street TIF Fund Total				0	34,135	1,204,000	1,204,000	1,499,152
64051000	Economic Development - CID	55810	Economic Development Capital Total	0	0	43,560	43,560	43,560

ORG	ORG DESCRIPTION	OBJ	DESCRIPTION	2016	2017	2018	2018	2019
				ACTUAL	ACTUAL	ORIGINAL BUDGET	REVISED BUDGET	BUDGET
64051000	Economic Development - CID	70100	Transfers	0	0	440	440	440
64051000	Economic Development - CID	70500	Fund Balance Reserve	0	0	0	0	9,439
			Transfers Out Total	0	0	440	440	9,879
SpringHill Suites CID Fund Total				0	0	44,000	44,000	53,439
65051000	Economic Development - CID	55810	Economic Development	0	0	23,760	23,760	23,760
			Capital Total	0	0	23,760	23,760	23,760
65051000	Economic Development - CID	70100	Transfers	0	0	240	240	240
65051000	Economic Development - CID	70500	Fund Balance Reserve	0	0	0	0	1,142
			Transfers Out Total	0	0	240	240	1,382
Candlewood Suites CID Fund Total				0	0	24,000	24,000	25,142
66051000	Economic Development - TIF	55810	Economic Development	0	0	27,720	27,720	27,720
			Capital Total	0	0	27,720	27,720	27,720
66051000	Economic Development - TIF	70100	Transfers	0	0	280	280	280
66051000	Economic Development - CID	70500	Fund Balance Reserve	0	0	0	0	2,709
			Transfers Out Total	0	0	280	280	2,989
Holiday Inn Express CID Fund Total				0	0	28,000	28,000	30,709
80405000	Stormwater Administration	51100	Regular Salary/Wages	69,757	73,663	131,978	131,978	136,693
80405000	Stormwater Administration	51110	Overtime/Shift/Hazard	0	9	0	0	0
80405000	Stormwater Administration	51120	Allowances	0	17	7,842	7,842	2,549
80405000	Stormwater Administration	51505	FICA/OADSI	4,018	4,347	8,669	8,669	8,633
80405000	Stormwater Administration	51510	FICA/MD	967	1,031	2,028	2,028	2,019
80405000	Stormwater Administration	51515	Employers KPERS	6,372	6,448	14,528	14,528	13,772
80405000	Stormwater Administration	51520	Employers KPERS W@R	162	0	0	0	0
80405000	Stormwater Administration	51530	Pension Plan	5,207	5,444	9,353	9,353	8,355
80405000	Stormwater Administration	51540	Workers Compensation	311	176	336	336	334
80405000	Stormwater Administration	51545	Unemployment	209	155	330	330	359
80405000	Stormwater Administration	51550	Health Insurance	15,528	13,416	22,200	22,200	17,738
80405000	Stormwater Administration	51555	Short Term Disability	34	39	57	57	53
80405000	Stormwater Administration	51565	Life Insurance	171	176	337	337	350
80405000	Stormwater Administration	51570	Employee Assistance Program	22	21	51	51	50
80405000	Stormwater Administration	51575	Other Benefits	25	0	0	0	0
			Personnel Services Total	102,782	104,942	197,709	197,709	190,905
80405000	Stormwater Administration	52126	Engineering - Design	2,195	1,644	30,000	30,000	30,000
80405000	Stormwater Administration	52159	Other Professional Services	53,812	8,622	51,800	51,800	51,800
80405000	Stormwater Administration	52160	Payments To Other Agencies	1,350	26,774	20,000	20,000	20,000
80405000	Stormwater Administration	52302	Training/Travel/Mtgs - Per Diem	829	449	2,700	2,700	2,700
80405000	Stormwater Administration	52303	Meals/Food/Refreshments	55	0	2,100	2,100	2,100
80405000	Stormwater Administration	52304	Training/Mtgs - Registration	125	1,651	2,400	2,400	2,400
80405000	Stormwater Administration	52306	Training/Travel - Airline	1,636	246	3,000	3,000	3,000
80405000	Stormwater Administration	52308	Training/Travel - Mileage	201	0	0	0	0
80405000	Stormwater Administration	52310	Training/Travel - Parking	45	30	300	300	300
80405000	Stormwater Administration	52312	Training/Travel - Taxi	0	57	300	300	300
80405000	Stormwater Administration	52314	Training/Travel - Tolls	0	0	350	350	350
80405000	Stormwater Administration	52316	Training/Travel - Lodging	1,503	685	3,600	3,600	3,600
80405000	Stormwater Administration	52324	Mileage - Other	78	0	0	0	0
80405000	Stormwater Administration	52520	Mobile Devices	0	0	4,500	4,500	4,500
80405000	Stormwater Administration	52706	Repair/Maint - Automotive	0	0	1,000	1,000	1,000
80405000	Stormwater Administration	52800	Advertising/Publications	0	0	250	250	250
80405000	Stormwater Administration	52810	Copying/Printings Services	273	0	2,000	2,000	2,000
80405000	Stormwater Administration	52815	Court/Recording Fees	0	0	250	250	250
80405000	Stormwater Administration	52820	Dues/Memberships	1,458	1,121	2,500	2,500	2,500
80405000	Stormwater Administration	52840	Licenses/Certifications	72	160	250	250	250
80405000	Stormwater Administration	52850	Postage/Shipping	0	0	250	250	250
			Contractual Services Total	63,632	41,439	127,550	127,550	127,550
80405000	Stormwater Administration	54106	Equipment - Field	0	59	2,400	2,400	2,400
80405000	Stormwater Administration	54108	Equipment - Office	444	328	1,000	1,000	1,000
80405000	Stormwater Administration	54204	Software - Other	1,218	750	3,500	3,500	3,500
80405000	Stormwater Administration	54320	Supplies - Field	0	14	0	0	0
80405000	Stormwater Administration	54336	Supplies - Office	0	28	0	0	0
80405000	Stormwater Administration	54356	Supplies - Stormwater	483	45	15,000	15,000	15,000
80405000	Stormwater Administration	54442	Uniforms	0	109	0	0	0
80405000	Stormwater Administration	54444	Uniforms - Boots	135	120	300	300	300

ORG	ORG DESCRIPTION	OBJ	DESCRIPTION	2016	2017	2018	2018	2019
				ACTUAL	ACTUAL	ORIGINAL BUDGET	REVISED BUDGET	BUDGET
80405000	Stormwater Administration	54448	Uniforms - Clothing	249	0	1,500	1,500	1,500
			Commodities Total	2,529	1,453	23,700	23,700	23,700
80405000	Stormwater Administration	60105	Interest	17,184	17,214	17,736	17,736	17,736
			Debt Service Total	17,184	17,214	17,736	17,736	17,736
80405000	Stormwater Administration	70116	Transfers - Stormwater	1,160,336	650,878	1,300,000	1,300,000	1,719,116
80405000	Stormwater Administration	70500	Fund Balance Reserve	0	0	827,016	0	2,225,200
			Transfers Out Total	1,160,336	650,878	2,127,016	1,300,000	3,944,316
			Org Total	1,346,463	815,926	2,493,711	1,666,695	4,304,207
80405500	Stormwater Maintenance	51100	Regular Salary/Wages	528,036	523,283	703,213	703,213	726,064
80405500	Stormwater Maintenance	51110	Overtime/Shift/Hazard	8,457	6,606	4,150	4,150	4,150
80405500	Stormwater Maintenance	51120	Allowances	277	1,200	1,200	1,200	1,200
80405500	Stormwater Maintenance	51505	FICA/OADSI	31,787	31,159	43,932	43,932	45,346
80405500	Stormwater Maintenance	51510	FICA/MD	7,434	7,287	10,276	10,276	10,607
80405500	Stormwater Maintenance	51515	Employers KPERS	51,372	47,377	73,619	73,619	72,336
80405500	Stormwater Maintenance	51530	Pension Plan	38,378	38,446	47,402	47,402	43,884
80405500	Stormwater Maintenance	51540	Workers Compensation	38,097	27,450	37,253	37,253	34,517
80405500	Stormwater Maintenance	51545	Unemployment	1,578	1,098	1,758	1,758	1,906
80405500	Stormwater Maintenance	51550	Health Insurance	159,823	172,781	192,000	192,000	172,000
80405500	Stormwater Maintenance	51555	Short Term Disability	314	298	496	496	512
80405500	Stormwater Maintenance	51565	Life Insurance	1,310	1,296	1,699	1,699	1,845
80405500	Stormwater Maintenance	51570	Employee Assistance Program	343	323	440	440	480
80405500	Stormwater Maintenance	51575	Other Benefits	306	101	0	0	0
			Personnel Services Total	867,512	858,705	1,117,438	1,117,438	1,114,847
80405500	Stormwater Maintenance	52146	Landfill disposal	4,766	2,314	5,000	5,000	5,000
80405500	Stormwater Maintenance	52159	Other Professional Services	2,402	3,517	2,000	2,000	3,500
80405500	Stormwater Maintenance	52302	Training/Travel/Mtgs - Per Diem	450	478	1,000	1,000	1,000
80405500	Stormwater Maintenance	52303	Meals/Food/Refreshments	140	199	1,000	1,000	1,000
80405500	Stormwater Maintenance	52304	Training/Mtgs - Registration	2,620	4,523	3,500	3,500	4,000
80405500	Stormwater Maintenance	52306	Training/Travel - Airline	0	231	1,200	1,200	1,200
80405500	Stormwater Maintenance	52310	Training/Travel - Parking	38	38	100	100	100
80405500	Stormwater Maintenance	52312	Training/Travel - Taxi	41	50	200	200	200
80405500	Stormwater Maintenance	52314	Training/Travel - Tolls	11	43	50	50	50
80405500	Stormwater Maintenance	52316	Training/Travel - Lodging	2,476	1,400	2,225	2,225	3,000
80405500	Stormwater Maintenance	52320	Training/Mtgs - Hosted by City	0	0	100	100	100
80405500	Stormwater Maintenance	52322	Training - Materials	166	35	0	0	0
80405500	Stormwater Maintenance	52620	Rents/Leases	3,654	0	7,000	7,000	7,000
80405500	Stormwater Maintenance	52624	Rents - Equipment	612	4,819	14,000	14,000	14,000
80405500	Stormwater Maintenance	52648	Rents - Lease Vehicles	14,335	7,835	0	0	0
80405500	Stormwater Maintenance	52702	Repair/Maint - Facilities	308	28	400	400	400
80405500	Stormwater Maintenance	52704	Repair/Maint - Equipment	5,790	10,095	6,000	6,000	7,000
80405500	Stormwater Maintenance	52810	Copying/Printings Services	0	0	50	50	50
80405500	Stormwater Maintenance	52820	Dues/Memberships	465	525	700	700	800
80405500	Stormwater Maintenance	52850	Postage/Shipping	27	112	120	120	200
			Contractual Services Total	38,299	36,242	44,645	44,645	48,600
80405500	Stormwater Maintenance	54110	Equipment - Other Minor	3,432	1,608	5,000	5,000	5,000
80405500	Stormwater Maintenance	54114	Equipment - Tools (hand/power)	4,187	2,441	5,000	5,000	5,000
80405500	Stormwater Maintenance	54304	Supplies - Asphalt	173	392	2,000	2,000	2,000
80405500	Stormwater Maintenance	54312	Supplies - Concrete	16,055	9,646	18,000	18,000	18,000
80405500	Stormwater Maintenance	54316	Supplies - Erosion Control	549	388	1,500	1,500	2,000
80405500	Stormwater Maintenance	54324	Supplies - Herbicides	2,238	4,455	4,000	4,000	6,000
80405500	Stormwater Maintenance	54326	Supplies - Iron/Steel	1,734	401	2,500	2,500	2,500
80405500	Stormwater Maintenance	54328	Supplies - Lumber	1,070	127	1,400	1,400	1,400
80405500	Stormwater Maintenance	54334	Supplies - Motor Vehicle	0	56	0	0	0
80405500	Stormwater Maintenance	54336	Supplies - Office	36	0	0	0	0
80405500	Stormwater Maintenance	54340	Supplies - Operational	6,471	6,613	8,000	8,000	9,000
80405500	Stormwater Maintenance	54342	Supplies - Other/misc	11,063	9,688	12,280	12,280	12,000
80405500	Stormwater Maintenance	54344	Supplies - Pipe	5,717	7,505	9,000	9,000	9,000
80405500	Stormwater Maintenance	54346	Supplies - Plant Materials	1,085	2,312	3,000	3,000	4,000
80405500	Stormwater Maintenance	54350	Supplies - Rock	1,035	861	5,000	5,000	5,000
80405500	Stormwater Maintenance	54352	Supplies - Soil	628	1,153	2,000	2,000	2,000
80405500	Stormwater Maintenance	54356	Supplies - Stormwater	843	19,274	20,000	20,000	20,000
80405500	Stormwater Maintenance	54442	Uniforms	0	0	700	700	0
80405500	Stormwater Maintenance	54444	Uniforms - Boots	2,081	2,289	2,100	2,100	2,500
80405500	Stormwater Maintenance	54446	Uniforms - Jackets/Bibs	218	313	3,000	3,000	3,000
80405500	Stormwater Maintenance	54448	Uniforms - Clothing	3,744	5,689	5,000	5,000	5,500
			Commodities Total	62,360	75,211	109,480	109,480	113,900

ORG	ORG DESCRIPTION	OBJ	DESCRIPTION	2016	2017	2018	2018	2019
				ACTUAL	ACTUAL	ORIGINAL BUDGET	REVISED BUDGET	BUDGET
80405500	Stormwater Maintenance	55110	Equipment - Automotive	213,760	167,483	20,000	20,000	29,000
80405500	Stormwater Maintenance	55125	Equipment - Other Capital	0	79,456	55,000	55,000	0
			Capital Total	213,760	246,939	75,000	75,000	29,000
			Org Total	1,181,931	1,217,097	1,346,563	1,346,563	1,306,347
80405550	Stormwater Development	51100	Regular Salary/Wages	208,187	213,847	223,749	223,749	246,100
80405550	Stormwater Development	51110	Overtime/Shift/Hazard	249	407	0	0	0
80405550	Stormwater Development	51505	FICA/OADSI	12,430	12,857	13,873	13,873	15,258
80405550	Stormwater Development	51510	FICA/MD	2,907	3,007	3,244	3,244	3,568
80405550	Stormwater Development	51515	Employers KPERS	19,606	18,744	23,247	23,247	24,340
80405550	Stormwater Development	51530	Pension Plan	15,528	16,006	14,969	14,969	14,767
80405550	Stormwater Development	51540	Workers Compensation	5,870	4,493	4,674	4,674	5,210
80405550	Stormwater Development	51545	Unemployment	615	453	560	560	646
80405550	Stormwater Development	51550	Health Insurance	40,644	31,953	36,000	36,000	32,250
80405550	Stormwater Development	51555	Short Term Disability	71	71	93	93	96
80405550	Stormwater Development	51565	Life Insurance	500	513	537	537	621
80405550	Stormwater Development	51570	Employee Assistance Program	78	78	83	83	90
80405550	Stormwater Development	51575	Other Benefits	203	0	0	0	0
			Personnel Services Total	306,888	302,429	321,028	321,028	342,946
			Org Total	306,888	302,429	321,028	321,028	342,946
80700000	Stormwater Debt Service	60105	Interest	0	0	129,285	0	275,730
80700000	Stormwater Debt Service	60210	Principal Redemption	0	0	144,317	0	307,790
			Debt Service Total	0	0	273,602	0	583,520
80700000	2003A SW Debt Service	60105	Interest	16,124	11,126	5,644	5,644	0
80700000	2003A SW Debt Service	60210	Principal Redemption	99,975	109,650	112,875	112,875	0
			Section Total	116,099	120,776	118,519	118,519	0
80700000	2006C SW Debt Service	60105	Interest	111,550	0	0	0	0
80700000	2006C SW Debt Service	60210	Principal Redemption	185,000	0	0	0	0
			Section Total	296,550	0	0	0	0
80700000	2006E SW Debt Service	60105	Interest	53,066	49,466	45,264	45,264	41,266
80700000	2006E SW Debt Service	60210	Principal Redemption	90,000	105,000	100,000	100,000	115,000
			Section Total	143,066	154,466	145,264	145,264	156,266
80700000	2007B SW Debt Service	60105	Interest	143,250	134,000	124,500	124,500	114,500
80700000	2007B SW Debt Service	60210	Principal Redemption	185,000	190,000	200,000	200,000	210,000
			Section Total	328,250	324,000	324,500	324,500	324,500
80700000	2009A SW Debt Service	60105	Interest	116,630	111,105	68,206	68,206	63,769
80700000	2009A SW Debt Service	60210	Principal Redemption	130,000	130,000	140,000	140,000	140,000
			Section Total	246,630	241,105	208,206	208,206	203,769
80700000	2010B SW Debt Service	60105	Interest	34,363	32,713	31,062	31,062	29,412
80700000	2010B SW Debt Service	60210	Principal Redemption	55,000	55,000	55,000	55,000	60,000
			Section Total	89,363	87,713	86,062	86,062	89,412
80700000	2010B SW Debt Service (SA)	60105	Interest	13,750	11,350	8,950	8,950	6,400
80700000	2010B SW Debt Service (SA)	60210	Principal Redemption	80,000	80,000	85,000	85,000	80,000
			Section Total	93,750	91,350	93,950	93,950	86,400
80700000	2010C SW Debt Service	60105	Interest	170,038	117,068	59,340	59,340	0
80700000	2010C SW Debt Service	60210	Principal Redemption	1,059,413	1,154,550	1,186,800	1,186,800	0
			Section Total	1,229,451	1,271,618	1,246,140	1,246,140	0
80700000	2011A SW Debt Service	60105	Interest	36,419	34,769	33,118	33,118	31,318
80700000	2011A SW Debt Service	60210	Principal Redemption	55,000	55,000	60,000	60,000	60,000
			Section Total	91,419	89,769	93,118	93,118	91,318
80700000	2012A SW Debt Service	60105	Interest	32,144	29,894	27,644	27,644	25,282
80700000	2012A SW Debt Service	60210	Principal Redemption	100,000	100,000	105,000	105,000	110,000
			Section Total	132,144	129,894	132,644	132,644	135,282
80700000	2012B SW Debt Service	60105	Interest	86,350	79,850	73,150	73,150	66,450
80700000	2012B SW Debt Service	60210	Principal Redemption	325,000	335,000	335,000	335,000	335,000
			Section Total	411,350	414,850	408,150	408,150	401,450
80700000	2013A SW Debt Service	60105	Interest	93,056	90,656	88,256	88,256	85,756
80700000	2013A SW Debt Service	60210	Principal Redemption	120,000	120,000	125,000	125,000	125,000
			Section Total	213,056	210,656	213,256	213,256	210,756

ORG	ORG DESCRIPTION	OBJ	DESCRIPTION	2016	2017	2018	2018	2019
				ACTUAL	ACTUAL	ORIGINAL BUDGET	REVISED BUDGET	BUDGET
80700000	2014A SW Debt Service	60105	Interest	33,956	32,756	30,506	30,506	29,606
80700000	2014A SW Debt Service	60210	Principal Redemption	40,000	45,000	45,000	45,000	45,000
			Section Total	73,956	77,756	75,506	75,506	74,606
80700000	2014B SW Debt Service	60105	Interest	81,625	145,812	127,562	127,562	108,062
80700000	2014B SW Debt Service	60210	Principal Redemption	180,000	365,000	390,000	390,000	395,000
			Section Total	261,625	510,812	517,562	517,562	503,062
80700000	2015A SW Debt Service	60105	Interest	70,875	61,500	59,700	59,700	56,450
80700000	2015A SW Debt Service	60210	Principal Redemption	50,000	60,000	65,000	65,000	65,000
			Section Total	120,875	121,500	124,700	124,700	121,450
			Org Total	3,847,585	3,846,265	4,061,179	3,787,577	2,981,791
			Stormwater Fund Total	6,682,867	6,181,717	8,222,481	7,121,863	8,935,291
82500001	Rec Center Administration	51100	Regular Salary/Wages	0	189,236	359,965	80,943	95,234
82500001	Rec Center Administration	51110	Overtime/Shift/Hazard	0	2,289	0	0	0
82500001	Rec Center Administration	51120	Allowances	0	2,548	2,730	1,365	1,365
82500001	Rec Center Administration	51505	FICA/OADSI	0	11,527	22,487	5,103	5,989
82500001	Rec Center Administration	51510	FICA/MD	0	2,696	5,259	1,193	1,401
82500001	Rec Center Administration	51515	Employers KPERS	0	13,049	16,721	8,552	9,555
82500001	Rec Center Administration	51530	Pension Plan	0	10,580	10,767	5,507	5,796
82500001	Rec Center Administration	51540	Workers Compensation	0	550	1,162	343	761
82500001	Rec Center Administration	51545	Unemployment	0	398	901	203	250
82500001	Rec Center Administration	51550	Health Insurance	0	47,983	36,000	18,000	16,125
82500001	Rec Center Administration	51555	Short Term Disability	0	66	93	47	48
82500001	Rec Center Administration	51565	Life Insurance	0	348	387	198	243
82500001	Rec Center Administration	51570	Employee Assistance Program	0	73	138	41	45
			Personnel Services Total	0	281,343	456,610	121,495	136,812
82500001	Rec Center Administration	52110	Banking Services	0	0	7,500	7,500	7,500
82500001	Rec Center Administration	52159	Other Professional Services	0	6,230	4,800	4,800	4,800
82500001	Rec Center Administration	52168	Pre-employment Screenings	0	0	3,250	3,250	3,250
82500001	Rec Center Administration	52300	Training/Travel/Meetings	0	2,573	12,000	10,000	10,000
82500001	Rec Center Administration	52510	Electricity	0	107,195	0	0	0
82500001	Rec Center Administration	52515	Gas	0	21,276	0	0	0
82500001	Rec Center Administration	52540	Wastewater	0	1,367	0	0	0
82500001	Rec Center Administration	52545	Water	0	1,683	0	0	0
82500001	Rec Center Administration	52800	Advertising/Publications	0	23,516	32,500	27,500	25,500
82500001	Rec Center Administration	52820	Dues/Memberships	0	60	2,500	0	0
			Contractual Services Total	0	163,900	62,550	53,050	51,050
82500001	Rec Center Administration	54336	Supplies - Office	0	3,829	26,000	26,000	0
82500001	Rec Center Administration	54342	Supplies - Other/misc	0	2,238	4,000	0	0
82500001	Rec Center Administration	54430	Merchandise for Resale	0	2,521	3,000	3,000	27,750
82500001	Rec Center Administration	54442	Uniforms	0	7,987	5,000	5,000	8,000
			Commodities Total	0	16,575	38,000	34,000	35,750
82500001	Rec Center Administration	55305	Building	0	0	25,000	21,060	25,000
			Capital Total	0	0	25,000	21,060	25,000
82500001	Rec Center Administration	70500	Fund Balance Reserve	0	0	0	0	303,753
			Transfers Out Total	0	0	0	0	303,753
			Org Total	0	461,818	582,160	229,605	552,365
82500008	Rec Center Customer Service	51100	Regular Salary/Wages	0	0	0	252,843	264,997
82500008	Rec Center Customer Service	51120	Allowances	0	0	0	910	0
82500008	Rec Center Customer Service	51505	FICA/OADSI	0	0	0	15,733	16,431
82500008	Rec Center Customer Service	51510	FICA/MD	0	0	0	3,680	3,844
82500008	Rec Center Customer Service	51515	Employers KPERS	0	0	0	5,402	8,552
82500008	Rec Center Customer Service	51530	Pension Plan	0	0	0	3,478	3,164
82500008	Rec Center Customer Service	51540	Workers Compensation	0	0	0	609	1,041
82500008	Rec Center Customer Service	51545	Unemployment	0	0	0	633	695
82500008	Rec Center Customer Service	51550	Health Insurance	0	0	0	12,000	10,750
82500008	Rec Center Customer Service	51555	Short Term Disability	0	0	0	31	32
82500008	Rec Center Customer Service	51565	Life Insurance	0	0	0	125	133
82500008	Rec Center Customer Service	51570	Employee Assistance Program	0	0	0	82	150
			Personnel Services Total	0	0	0	295,526	309,789
82500008	Rec Center Customer Service	52300	Training/Travel/Meetings	0	0	0	2,000	4,000
82500008	Rec Center Customer Service	52800	Advertising/Publications	0	0	0	5,000	5,000
			Contractual Services Total	0	0	0	7,000	9,000

ORG	ORG DESCRIPTION	OBJ	DESCRIPTION	2016	2017	2018	2018	2019
				ACTUAL	ACTUAL	ORIGINAL BUDGET	REVISED BUDGET	BUDGET
82500008	Rec Center Customer Service	54340	Supplies - Operational	0	0	0	4,000	5,000
			Commodities Total	0	0	0	4,000	5,000
Org Total				0	0	0	306,526	323,789
82501001	Rec Center Facilities	51100	Regular Salary/Wages	0	28,228	86,660	86,660	90,910
82501001	Rec Center Facilities	51110	Overtime/Shift/Hazard	0	5,163	0	0	0
82501001	Rec Center Facilities	51120	Allowances	0	595	0	0	910
82501001	Rec Center Facilities	51505	FICA/OADSI	0	2,101	5,373	5,373	5,693
82501001	Rec Center Facilities	51510	FICA/MD	0	491	1,256	1,256	1,331
82501001	Rec Center Facilities	51515	Employers KPERS	0	3,053	9,004	9,004	9,082
82501001	Rec Center Facilities	51530	Pension Plan	0	2,234	5,798	5,798	5,509
82501001	Rec Center Facilities	51540	Workers Compensation	0	866	2,394	2,394	2,996
82501001	Rec Center Facilities	51545	Unemployment	0	72	216	216	238
82501001	Rec Center Facilities	51550	Health Insurance	0	4,807	24,000	24,000	21,500
82501001	Rec Center Facilities	51555	Short Term Disability	0	15	62	62	64
82501001	Rec Center Facilities	51565	Life Insurance	0	80	208	208	232
82501001	Rec Center Facilities	51570	Employee Assistance Program	0	17	55	55	60
			Personnel Services Total	0	47,722	135,027	135,027	138,525
82501001	Rec Center Facilities	52159	Other Professional Services	0	663	0	0	0
82501001	Rec Center Facilities	52300	Training/Travel/Meetings	0	0	600	600	600
82501001	Rec Center Facilities	52510	Electricity	0	0	0	262,400	262,400
82501001	Rec Center Facilities	52515	Gas	0	0	0	54,400	54,400
82501001	Rec Center Facilities	52545	Water	0	0	0	3,200	3,200
82501001	Rec Center Facilities	52551	Mobile Device Data Plan	0	0	840	840	840
82501001	Rec Center Facilities	52820	Dues/Memberships	0	0	150	150	150
			Contractual Services Total	0	663	1,590	321,590	321,590
82501001	Rec Center Facilities	54100	Equipment (commodities)	0	0	9,220	9,220	9,220
82501001	Rec Center Facilities	54336	Supplies - Office	0	132	0	0	0
82501001	Rec Center Facilities	54342	Supplies - Other/misc	0	21,906	0	0	0
82501001	Rec Center Facilities	54442	Uniforms	0	0	600	600	600
			Commodities Total	0	22,038	9,820	9,820	9,820
Org Total				0	70,423	146,437	466,437	469,935
82502659	Rec Center Support Services	51100	Regular Salary/Wages	0	42,404	124,260	124,260	133,659
82502659	Rec Center Support Services	51110	Overtime/Shift/Hazard	0	3,046	0	0	0
82502659	Rec Center Support Services	51505	FICA/OADSI	0	2,719	7,704	7,704	8,287
82502659	Rec Center Support Services	51510	FICA/MD	0	636	1,803	1,803	1,939
82502659	Rec Center Support Services	51515	Employers KPERS	0	3,471	12,910	12,910	7,936
82502659	Rec Center Support Services	51520	Employers KPERS W@R	0	132	0	0	0
82502659	Rec Center Support Services	51530	Pension Plan	0	2,151	4,738	4,738	4,814
82502659	Rec Center Support Services	51540	Workers Compensation	0	1,426	4,054	4,054	4,361
82502659	Rec Center Support Services	51545	Unemployment	0	92	312	312	350
82502659	Rec Center Support Services	51550	Health Insurance	0	11,432	24,000	24,000	21,500
82502659	Rec Center Support Services	51555	Short Term Disability	0	19	62	62	64
82502659	Rec Center Support Services	51565	Life Insurance	0	80	170	170	202
82502659	Rec Center Support Services	51570	Employee Assistance Program	0	25	83	83	90
			Personnel Services Total	0	67,633	180,095	180,095	183,202
82502659	Rec Center Support Services	52159	Other Professional Services	0	514	26,500	26,500	26,500
82502659	Rec Center Support Services	52300	Training/Travel/Meetings	0	0	600	600	600
82502659	Rec Center Support Services	52500	Utility Service	0	0	320,000	0	0
82502659	Rec Center Support Services	52620	Rents/Leases	0	0	2,000	2,000	2,000
			Contractual Services Total	0	514	349,100	29,100	29,100
82502659	Rec Center Support Services	54318	Supplies - Facilities	0	5,474	7,000	7,000	7,000
82502659	Rec Center Support Services	54340	Supplies - Operational	0	12,539	25,000	25,000	28,000
82502659	Rec Center Support Services	54442	Uniforms	0	0	1,500	1,500	1,500
			Commodities Total	0	18,013	33,500	33,500	36,500
Org Total				0	86,160	562,695	242,695	248,802
82503000	Rec Center Rentals & Events	51100	Regular Salary/Wages	0	5,225	16,758	42,935	46,310
82503000	Rec Center Rentals & Events	51120	Allowances	0	0	0	455	455
82503000	Rec Center Rentals & Events	51505	FICA/OADSI	0	324	1,039	2,690	2,899
82503000	Rec Center Rentals & Events	51510	FICA/MD	0	78	243	629	678
82503000	Rec Center Rentals & Events	51515	Employers KPERS	0	3	0	2,767	3,060
82503000	Rec Center Rentals & Events	51530	Pension Plan	0	0	0	1,782	1,856
82503000	Rec Center Rentals & Events	51540	Workers Compensation	0	38	40	250	199
82503000	Rec Center Rentals & Events	51545	Unemployment	0	11	42	107	122

ORG	ORG DESCRIPTION	OBJ	DESCRIPTION	2016	2017	2018	2018	2019
				ACTUAL	ACTUAL	ORIGINAL BUDGET	REVISED BUDGET	BUDGET
82503000	Rec Center Rentals & Events	51550	Health Insurance	0	0	0	6,000	5,375
82503000	Rec Center Rentals & Events	51555	Short Term Disability	0	0	0	16	16
82503000	Rec Center Rentals & Events	51565	Life Insurance	0	0	0	64	78
82503000	Rec Center Rentals & Events	51570	Employee Assistance Program	0	0	28	41	45
			Personnel Services Total	0	5,679	18,150	57,736	61,093
82503000	Rec Center Rentals & Events	52800	Advertising/Publications	0	1,176	5,100	5,100	5,100
			Contractual Services Total	0	1,176	5,100	5,100	5,100
82503000	Rec Center Rentals & Events	54340	Supplies - Operational	0	2,435	13,750	9,750	5,000
			Commodities Total	0	2,435	13,750	9,750	5,000
			Org Total	0	9,290	37,000	72,586	71,193
82506000	Rec Center Enrichment	51100	Regular Salary/Wages	0	35,808	75,655	24,789	24,789
82506000	Rec Center Enrichment	51110	Overtime/Shift/Hazard	0	26	0	0	0
82506000	Rec Center Enrichment	51505	FICA/OADSI	0	2,237	4,691	1,537	1,537
82506000	Rec Center Enrichment	51510	FICA/MD	0	523	1,097	359	359
82506000	Rec Center Enrichment	51515	Employers KPERS	0	244	0	0	0
82506000	Rec Center Enrichment	51530	Pension Plan	0	282	0	0	0
82506000	Rec Center Enrichment	51540	Workers Compensation	0	261	182	59	195
82506000	Rec Center Enrichment	51545	Unemployment	0	75	189	62	65
82506000	Rec Center Enrichment	51570	Employee Assistance Program	0	4	55	28	30
82506000	Rec Center Enrichment	51575	Other Benefits	0	38	0	0	0
			Personnel Services Total	0	39,498	81,868	26,834	26,975
82506000	Rec Center Enrichment	52800	Advertising/Publications	0	236	5,100	5,100	5,100
			Contractual Services Total	0	236	5,100	5,100	5,100
82506000	Rec Center Enrichment	54340	Supplies - Operational	0	1,996	8,750	8,750	8,750
			Commodities Total	0	1,996	8,750	8,750	8,750
			Org Total	0	41,730	95,718	40,684	40,825
82506636	Rec Center Camps	51100	Regular Salary/Wages	0	0	0	63,900	124,108
82506636	Rec Center Camps	51120	Allowances	0	0	0	455	228
82506636	Rec Center Camps	51505	FICA/OADSI	0	0	0	3,991	7,709
82506636	Rec Center Camps	51510	FICA/MD	0	0	0	933	1,802
82506636	Rec Center Camps	51515	Employers KPERS	0	0	0	1,402	3,522
82506636	Rec Center Camps	51530	Pension Plan	0	0	0	903	796
82506636	Rec Center Camps	51540	Workers Compensation	0	0	0	228	979
82506636	Rec Center Camps	51545	Unemployment	0	0	0	159	326
82506636	Rec Center Camps	51550	Health Insurance	0	0	0	3,000	2,688
82506636	Rec Center Camps	51555	Short Term Disability	0	0	0	8	8
82506636	Rec Center Camps	51565	Life Insurance	0	0	0	33	33
82506636	Rec Center Camps	51570	Employee Assistance Program	0	0	0	34	68
			Personnel Services Total	0	0	0	75,046	142,267
82506636	Rec Center Camps	52159	Other Professional Services	0	0	0	2,500	29,500
82506636	Rec Center Camps	52800	Advertising/Publications	0	0	0	0	2,000
82506636	Rec Center Camps	52840	Licenses/Certifications	0	0	0	0	1,800
			Contractual Services Total	0	0	0	2,500	33,300
82506636	Rec Center Camps	54340	Supplies - Operational	0	0	0	7,000	22,000
82506636	Rec Center Camps	54442	Uniforms	0	0	0	0	1,000
			Commodities Total	0	0	0	7,000	23,000
			Org Total	0	0	0	84,546	198,567
82506641	Rec Center Dance	51100	Regular Salary/Wages	0	0	0	38,916	46,243
82506641	Rec Center Dance	51120	Allowances	0	0	0	455	228
82506641	Rec Center Dance	51505	FICA/OADSI	0	0	0	2,441	2,881
82506641	Rec Center Dance	51510	FICA/MD	0	0	0	571	673
82506641	Rec Center Dance	51515	Employers KPERS	0	0	0	1,401	1,311
82506641	Rec Center Dance	51530	Pension Plan	0	0	0	902	796
82506641	Rec Center Dance	51540	Workers Compensation	0	0	0	310	366
82506641	Rec Center Dance	51545	Unemployment	0	0	0	98	121
82506641	Rec Center Dance	51550	Health Insurance	0	0	0	3,000	2,688
82506641	Rec Center Dance	51555	Short Term Disability	0	0	0	8	8
82506641	Rec Center Dance	51565	Life Insurance	0	0	0	32	33
82506641	Rec Center Dance	51570	Employee Assistance Program	0	0	0	62	68
			Personnel Services Total	0	0	0	48,196	55,416

ORG	ORG DESCRIPTION	OBJ	DESCRIPTION	2016	2017	2018	2018	2019
				ACTUAL	ACTUAL	ORIGINAL BUDGET	REVISED BUDGET	BUDGET
82506641	Rec Center Dance	54340	Supplies - Operational	0	0	0	7,000	7,000
			Commodities Total	0	0	0	7,000	7,000
			Org Total	0	0	0	55,196	62,416
82508660	Rec Center Sports	51100	Regular Salary/Wages	0	41,513	127,740	75,792	89,220
82508660	Rec Center Sports	51120	Allowances	0	140	1,138	228	228
82508660	Rec Center Sports	51505	FICA/OADSI	0	2,517	7,992	4,714	5,546
82508660	Rec Center Sports	51510	FICA/MD	0	589	1,868	1,102	1,296
82508660	Rec Center Sports	51515	Employers KPERS	0	2,508	4,122	1,319	1,276
82508660	Rec Center Sports	51530	Pension Plan	0	1,435	2,655	850	774
82508660	Rec Center Sports	51540	Workers Compensation	0	402	698	281	704
82508660	Rec Center Sports	51545	Unemployment	0	86	319	189	234
82508660	Rec Center Sports	51550	Health Insurance	0	6,303	9,000	3,000	2,688
82508660	Rec Center Sports	51555	Short Term Disability	0	22	23	8	8
82508660	Rec Center Sports	51565	Life Insurance	0	66	95	30	33
82508660	Rec Center Sports	51570	Employee Assistance Program	0	15	158	89	68
			Personnel Services Total	0	55,596	155,807	87,602	102,075
82508660	Rec Center Sports	52159	Other Professional Services	0	0	1,200	1,200	0
82508660	Rec Center Sports	52800	Advertising/Publications	0	149	5,100	5,100	2,000
			Contractual Services Total	0	149	6,300	6,300	2,000
82508660	Rec Center Sports	54340	Supplies - Operational	0	1,421	12,450	2,450	10,000
			Commodities Total	0	1,421	12,450	2,450	10,000
			Org Total	0	57,166	174,557	96,352	114,075
82509661	Rec Center Pools	51100	Regular Salary/Wages	0	189,375	169,274	169,274	407,439
82509661	Rec Center Pools	51110	Overtime/Shift/Hazard	0	2,172	0	0	0
82509661	Rec Center Pools	51120	Allowances	0	245	1,365	1,365	455
82509661	Rec Center Pools	51505	FICA/OADSI	0	11,810	10,579	10,579	25,289
82509661	Rec Center Pools	51510	FICA/MD	0	2,762	2,474	2,474	5,914
82509661	Rec Center Pools	51515	Employers KPERS	0	4,125	5,706	5,706	5,384
82509661	Rec Center Pools	51530	Pension Plan	0	3,785	3,674	3,674	3,267
82509661	Rec Center Pools	51540	Workers Compensation	0	2,731	4,208	4,208	3,212
82509661	Rec Center Pools	51545	Unemployment	0	404	423	423	1,069
82509661	Rec Center Pools	51550	Health Insurance	0	12,956	12,000	12,000	10,750
82509661	Rec Center Pools	51555	Short Term Disability	0	33	31	31	32
82509661	Rec Center Pools	51565	Life Insurance	0	123	132	132	137
82509661	Rec Center Pools	51570	Employee Assistance Program	0	23	83	83	90
			Personnel Services Total	0	230,544	209,949	209,949	463,038
82509661	Rec Center Pools	52300	Training/Travel/Meetings	0	0	75	75	615
82509661	Rec Center Pools	52304	Training/Mtgs - Registration	0	765	6,753	6,753	6,753
82509661	Rec Center Pools	52551	Mobile Device Data Plan	0	0	540	540	0
82509661	Rec Center Pools	52800	Advertising/Publications	0	271	5,100	5,100	5,100
82509661	Rec Center Pools	52820	Dues/Memberships	0	350	1,010	1,010	1,010
82509661	Rec Center Pools	52840	Licenses/Certifications	0	428	675	675	675
			Contractual Services Total	0	1,814	14,153	14,153	14,153
82509661	Rec Center Pools	54308	Chemicals	0	0	0	0	39,000
82509661	Rec Center Pools	54340	Supplies - Operational	0	29,176	20,660	20,660	10,000
82509661	Rec Center Pools	54342	Supplies - Other/misc	0	6,484	0	0	0
82509661	Rec Center Pools	54442	Uniforms	0	844	5,925	5,925	5,925
			Commodities Total	0	36,504	26,585	26,585	54,925
			Org Total	0	268,862	250,687	250,687	532,116
82510000	Rec Center Fitness	51100	Regular Salary/Wages	0	115,198	196,932	196,932	209,649
82510000	Rec Center Fitness	51110	Overtime/Shift/Hazard	0	107	0	0	0
82510000	Rec Center Fitness	51120	Allowances	0	672	683	683	683
82510000	Rec Center Fitness	51505	FICA/OADSI	0	7,121	12,253	12,253	13,040
82510000	Rec Center Fitness	51510	FICA/MD	0	1,666	2,865	2,865	3,050
82510000	Rec Center Fitness	51515	Employers KPERS	0	3,421	4,338	4,338	3,973
82510000	Rec Center Fitness	51530	Pension Plan	0	2,880	2,793	2,793	2,411
82510000	Rec Center Fitness	51540	Workers Compensation	0	885	4,490	4,490	1,656
82510000	Rec Center Fitness	51545	Unemployment	0	244	492	492	551
82510000	Rec Center Fitness	51550	Health Insurance	0	7,002	9,000	9,000	8,063
82510000	Rec Center Fitness	51555	Short Term Disability	0	19	23	23	24
82510000	Rec Center Fitness	51565	Life Insurance	0	91	100	100	101
82510000	Rec Center Fitness	51570	Employee Assistance Program	0	19	76	76	83
			Personnel Services Total	0	139,325	234,045	234,045	243,284

ORG	ORG DESCRIPTION	OBJ	DESCRIPTION	2016	2017	2018	2018	2019
				ACTUAL	ACTUAL	ORIGINAL BUDGET	REVISED BUDGET	BUDGET
82510000	Rec Center Fitness	52159	Other Professional Services	0	5,955	0	0	14,000
82510000	Rec Center Fitness	52800	Advertising/Publications	0	687	5,100	5,100	5,100
82510000	Rec Center Fitness	52820	Dues/Memberships	0	0	0	0	0
			Contractual Services Total	0	6,642	5,100	5,100	19,100
82510000	Rec Center Fitness	54340	Supplies - Operational	0	4,430	8,750	12,690	12,690
			Commodities Total	0	4,430	8,750	12,690	12,690
			Org Total	0	150,397	247,895	251,835	275,074
			Rec Center Fund Total	0	1,145,846	2,097,148	2,097,148	2,889,157
			Grand Total	93,742,545	109,522,171	153,887,303	121,160,781	164,067,177

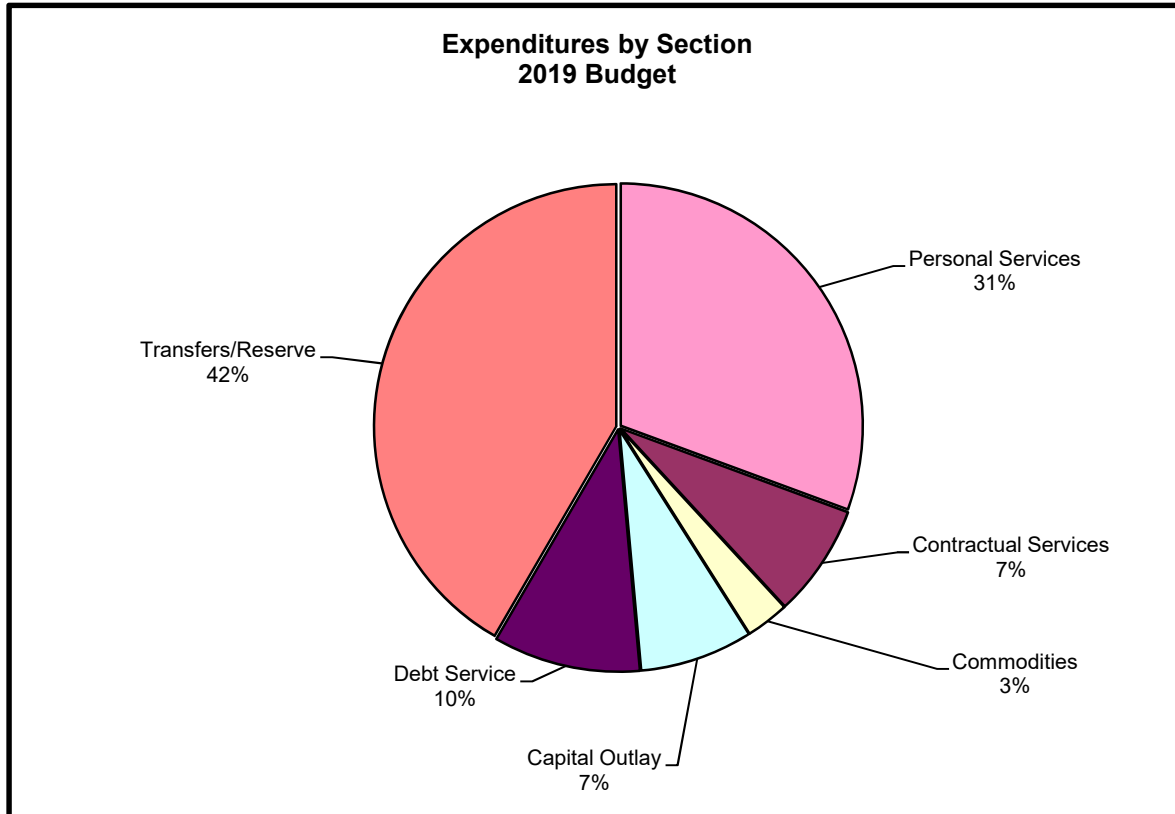


Detail Expenditure by Section

**Annual Budget Document
2019
City of Lenexa
January 1 - December 31**



Expenditures by Section



The following pages divide expenditures by these sections:

- **Personal Services**, which includes salaries and employee benefits.
- **Contractual Services**, which includes professional services, rentals, insurance, utilities, and travel.
- **Commodities**, which includes tangible goods, supplies and consumables.
- **Capital Outlay**, which includes furniture, fixtures, automotive equipment, land, buildings, and streets.
- **Debt Service**, which includes payment of debt.
- **Transfers/Reserves**, which includes transfers to other funds and budgeted reserves.



Expenditures by Section

ORG	ORG DESCRIPTION	OBJ	DESCRIPTION	2016	2017	2018	2018	2019
				ACTUAL	ACTUAL	ORIGINAL BUDGET	REVISED BUDGET	BUDGET
01010000	Governing Body	51100	Regular Salary/Wages	99,602	100,418	108,681	108,681	112,213
01011000	City Administrator	51100	Regular Salary/Wages	453,661	471,565	490,071	490,071	510,140
01012000	Communications	51100	Regular Salary/Wages	187,127	242,932	247,707	247,707	301,486
01013000	Municipal Court	51100	Regular Salary/Wages	299,562	305,544	332,817	332,817	346,199
01014000	City Clerk	51100	Regular Salary/Wages	55,033	57,215	61,271	61,271	72,097
01015000	Public Market	51100	Regular Salary/Wages	34,604	79,847	123,388	123,388	144,428
01100000	Finance	51100	Regular Salary/Wages	499,735	532,399	622,005	622,005	699,934
01110000	Human Resources	51100	Regular Salary/Wages	434,582	468,627	487,987	487,987	555,823
01150000	EST Administration	51100	Regular Salary/Wages	87,079	95,657	94,253	94,253	113,237
01150012	EST Support Services	51100	Regular Salary/Wages	230,071	242,856	309,837	309,837	251,466
01150013	EST Data Analytics	51100	Regular Salary/Wages	347,977	291,072	386,057	386,057	338,208
01150014	EST Infrastructure	51100	Regular Salary/Wages	166,573	160,459	161,563	161,563	253,168
01180000	Legal	51100	Regular Salary/Wages	519,673	547,313	593,774	593,774	644,226
01181000	Prosecution	51100	Regular Salary/Wages	146,880	157,544	162,214	162,214	172,902
01200000	CD Administration	51100	Regular Salary/Wages	601,730	639,277	731,133	731,133	792,157
01201000	Community Standards	51100	Regular Salary/Wages	155,474	170,025	185,216	185,216	217,152
01202000	Building Inspection	51100	Regular Salary/Wages	354,743	398,427	456,083	456,083	514,442
01203000	Land Use	51100	Regular Salary/Wages	384,644	356,495	370,853	370,853	397,006
01204000	Engineering	51100	Regular Salary/Wages	802,303	879,351	977,697	977,697	1,033,334
01300000	Fire Administration	51100	Regular Salary/Wages	246,437	360,799	417,143	417,143	473,218
01300303	Fire Prof. Development	51100	Regular Salary/Wages	341,908	350,901	369,379	369,379	409,137
01301000	Fire Operations	51100	Regular Salary/Wages	4,608,438	4,802,811	5,046,897	5,046,897	5,355,066
01302000	Fire Planning	51100	Regular Salary/Wages	312,602	308,892	346,968	346,968	386,965
01350000	Police Administration	51100	Regular Salary/Wages	2,398,241	2,425,177	2,814,722	2,814,722	2,918,466
01351000	Police Investigations	51100	Regular Salary/Wages	610,371	655,523	701,912	701,912	751,014
01352000	Patrol Administration	51100	Regular Salary/Wages	4,465,709	4,364,195	4,973,385	4,973,385	5,099,419
01380000	Emergency Management	51100	Regular Salary/Wages	0	0	70,362	70,362	97,823
01400000	Municipal Services Admin.	51100	Regular Salary/Wages	320,074	358,610	426,082	426,082	463,119
01401501	Snow	51100	Regular Salary/Wages	60,466	63,412	75,000	75,000	75,000
01401502	Highways & Streets	51100	Regular Salary/Wages	869,578	921,846	984,793	984,793	1,056,496
01402504	Traffic	51100	Regular Salary/Wages	282,988	295,694	301,290	301,290	331,514
01403500	Facilities	51100	Regular Salary/Wages	285,761	326,165	386,039	386,039	414,329
01404000	Fleet	51100	Regular Salary/Wages	524,292	548,331	571,113	571,113	602,586
01500000	Parks & Rec. Administration	51100	Regular Salary/Wages	437,147	485,144	481,969	481,969	551,005
01501000	Parks Maint. Administration	51100	Regular Salary/Wages	1,243,060	1,249,447	1,438,997	1,438,997	1,550,272
01501612	Parks Support Services	51100	Regular Salary/Wages	339,282	363,373	494,322	494,322	526,141
01502000	Parks Prog. Administration	51100	Regular Salary/Wages	351,891	299,606	289,695	289,695	323,888
01503610	Farmers Market	51100	Regular Salary/Wages	0	0	0	0	12,508
01502613	Thompson Barn	51100	Regular Salary/Wages	56,347	49,315	48,009	48,009	56,475
01503625	Spinach Festival	51100	Regular Salary/Wages	0	0	2,633	2,633	0
01504628	Adult Fitness	51100	Regular Salary/Wages	6,604	9,084	10,313	10,313	10,313
01504629	Senior Programs	51100	Regular Salary/Wages	0	0	11,732	11,732	11,732
01504630	Adult Sports	51100	Regular Salary/Wages	0	0	3,254	3,254	3,254
01504631	Adult Trips	51100	Regular Salary/Wages	0	0	6,148	6,148	6,148
01504632	Parks & Recreation - Other	51100	Regular Salary/Wages	0	0	5,810	5,810	5,810
01505634	Youth Sports	51100	Regular Salary/Wages	0	96	0	0	0
01505635	Arts & Crafts	51100	Regular Salary/Wages	0	0	6,319	6,319	6,319
01505636	Camps & Shows	51100	Regular Salary/Wages	0	11,324	39,444	39,444	17,845
01506640	Prog Dance	51100	Regular Salary/Wages	16,576	13,840	0	0	0
01507642	Programs - Nature	51100	Regular Salary/Wages	59,023	56,046	55,484	55,484	69,892
01509646	Swimming Pools	51100	Regular Salary/Wages	0	20,576	68,528	68,528	31,501
01509647	Ad Astra Pool	51100	Regular Salary/Wages	82,717	86,764	85,036	85,036	93,848
01509648	Flat Rock Creek Pool	51100	Regular Salary/Wages	77,833	76,702	81,022	81,022	93,847
01509649	Indian Trails Pool	51100	Regular Salary/Wages	126,163	136,251	137,671	137,671	154,005
01509651	Swim Team	51100	Regular Salary/Wages	12,544	12,381	20,393	20,393	20,393
28500652	Legler Barn	51100	Regular Salary/Wages	10,417	10,301	32,684	32,684	32,683
80405000	Stormwater Administration	51100	Regular Salary/Wages	69,757	73,663	131,978	131,978	136,693
80405500	Stormwater Maintenance	51100	Regular Salary/Wages	528,036	523,283	703,213	703,213	726,064
80405550	Stormwater Development	51100	Regular Salary/Wages	208,187	213,847	223,749	223,749	246,100
82500001	Rec Center Administration	51100	Regular Salary/Wages	0	189,236	359,965	80,943	95,234
82501001	Rec Center Facilities	51100	Regular Salary/Wages	0	28,228	86,660	86,660	90,910

ORG	ORG DESCRIPTION	OBJ	DESCRIPTION	2016		2018		2019
				ACTUAL	ACTUAL	ORIGINAL BUDGET	REVISED BUDGET	BUDGET
82500008	Rec Center Customer Service	51100	Regular Salary/Wages	0	0	0	252,843	264,997
82502659	Rec Center Support Services	51100	Regular Salary/Wages	0	42,404	124,260	124,260	133,659
82503000	Rec Center Rentals & Events	51100	Regular Salary/Wages	0	5,225	16,758	42,935	46,310
82506000	Rec Center Enrichment	51100	Regular Salary/Wages	0	35,808	75,655	24,789	24,789
82506636	Rec Center Camps	51100	Regular Salary/Wages	0	0	0	63,900	124,108
82506641	Rec Center Dance	51100	Regular Salary/Wages	0	0	0	38,916	46,243
82508660	Rec Center Sports	51100	Regular Salary/Wages	0	41,513	127,740	75,792	89,220
82509661	Rec Center Pools	51100	Regular Salary/Wages	0	189,375	169,274	169,274	407,439
82510000	Rec Center Fitness	51100	Regular Salary/Wages	0	115,198	196,932	196,932	209,649
			Object Total	24,813,499	26,317,409	29,923,340	29,923,341	32,123,064
01011000	City Administrator	51110	Overtime/Shift/Hazard	630	3,358	0	0	0
01013000	Municipal Court	51110	Overtime/Shift/Hazard	4,377	5,115	10,154	10,154	10,154
01015000	Public Market	51110	Overtime/Shift/Hazard	0	58	0	0	0
01100000	Finance	51110	Overtime/Shift/Hazard	4,540	7,653	7,500	7,500	7,500
01110000	Human Resources	51110	Overtime/Shift/Hazard	607	1,982	0	0	0
01150012	EST Support Services	51110	Overtime/Shift/Hazard	1,848	8,630	0	0	0
01180000	Legal	51110	Overtime/Shift/Hazard	635	105	0	0	0
01200000	CD Administration	51110	Overtime/Shift/Hazard	6,424	13,944	13,562	13,562	13,562
01201000	Community Standards	51110	Overtime/Shift/Hazard	0	115	0	0	0
01202000	Building Inspection	51110	Overtime/Shift/Hazard	8,622	11,270	0	0	0
01203000	Land Use	51110	Overtime/Shift/Hazard	0	44	0	0	0
01204000	Engineering	51110	Overtime/Shift/Hazard	10,079	22,189	0	0	0
01301000	Fire Operations	51110	Overtime/Shift/Hazard	109,632	137,492	232,253	232,253	232,253
01350000	Police Administration	51110	Overtime/Shift/Hazard	96,556	125,117	52,314	52,314	52,314
01351000	Police Investigations	51110	Overtime/Shift/Hazard	53,628	58,266	101,999	101,999	101,999
01352000	Patrol Administration	51110	Overtime/Shift/Hazard	431,902	453,516	429,907	429,907	429,907
01400000	Municipal Services Admin.	51110	Overtime/Shift/Hazard	20	1,579	200	200	200
01401501	Snow	51110	Overtime/Shift/Hazard	1,665	1,156	0	0	0
01401502	Highways & Streets	51110	Overtime/Shift/Hazard	18,103	16,157	12,300	12,300	12,300
01402504	Traffic	51110	Overtime/Shift/Hazard	2,432	3,028	5,350	5,350	5,350
01403500	Facilities	51110	Overtime/Shift/Hazard	4,741	2,465	15,000	15,000	15,000
01404000	Fleet	51110	Overtime/Shift/Hazard	3,597	2,029	15,000	15,000	15,000
01500000	Parks & Rec. Administration	51110	Overtime/Shift/Hazard	3,021	5,231	0	0	0
01501000	Parks Maint. Administration	51110	Overtime/Shift/Hazard	45,317	53,145	81,284	81,284	81,284
01501612	Parks Support Services	51110	Overtime/Shift/Hazard	9,262	19,787	11,045	11,045	11,045
01502000	Parks Prog. Administration	51110	Overtime/Shift/Hazard	2,048	0	4,952	4,952	4,952
01502613	Thompson Barn	51110	Overtime/Shift/Hazard	71.03	501	0	0	0
01503615	BBQ	51110	Overtime/Shift/Hazard	0	0	25,000	25,000	0
01503616	Chili Challenge	51110	Overtime/Shift/Hazard	0	0	1,800	1,800	0
01505636	Camps & Shows	51110	Overtime/Shift/Hazard	0	19	0	0	0
01507642	Programs - Nature	51110	Overtime/Shift/Hazard	131	0	0	0	0
01509646	Swimming Pools	51110	Overtime/Shift/Hazard	0	21	0	0	0
01509647	Ad Astra Pool	51110	Overtime/Shift/Hazard	0	282	0	0	0
01509648	Flat Rock Creek Pool	51110	Overtime/Shift/Hazard	0	320	0	0	0
01509649	Indian Trails Pool	51110	Overtime/Shift/Hazard	0	555	0	0	0
80405000	Stormwater Administration	51110	Overtime/Shift/Hazard	0	9	0	0	0
80405500	Stormwater Maintenance	51110	Overtime/Shift/Hazard	8,457	6,606	4,150	4,150	4,150
80405550	Stormwater Development	51110	Overtime/Shift/Hazard	249	407	0	0	0
82500001	Rec Center Administration	51110	Overtime/Shift/Hazard	0	2,289	0	0	0
82501001	Rec Center Facilities	51110	Overtime/Shift/Hazard	0	5,163	0	0	0
82502659	Rec Center Support Services	51110	Overtime/Shift/Hazard	0	3,046	0	0	0
82506000	Rec Center Enrichment	51110	Overtime/Shift/Hazard	0	26	0	0	0
82509661	Rec Center Pools	51110	Overtime/Shift/Hazard	0	2,172	0	0	0
82510000	Rec Center Fitness	51110	Overtime/Shift/Hazard	0	107	0	0	0
			Object Total	828,592	974,954	1,023,770	1,023,770	996,970
01301000	Fire Operations	51115	Holiday	132,746	144,121	174,641	174,641	174,641
01350000	Police Administration	51115	Holiday	31,622	33,671	39,133	39,133	39,133
01352000	Patrol Administration	51115	Holiday	79,692	77,929	72,288	72,288	72,288
			Object Total	244,060	255,721	286,062	286,062	286,062
01010000	Governing Body	51120	Allowances	16,746	16,312	16,744	16,744	16,744
01011000	City Administrator	51120	Allowances	19,200	19,126	19,126	19,126	19,126
01012000	Communications	51120	Allowances	5,198	10,784	7,800	7,800	12,596
01013000	Municipal Court	51120	Allowances	502	359	455	455	455
01014000	City Clerk	51120	Allowances	9	838	910	910	910
01015000	Public Market	51120	Allowances	1,242	2,110	2,110	2,110	2,110
01100000	Finance	51120	Allowances	7,555	7,526	7,526	7,526	8,436
01110000	Human Resources	51120	Allowances	8,392	9,311	8,436	8,436	9,801
01150000	EST Administration	51120	Allowances	1,958	4,254	1,950	1,950	7,656
01150012	EST Support Services	51120	Allowances	5,491	6,499	7,592	7,592	9,074
01150013	EST Data Analytics	51120	Allowances	6,395	4,879	7,904	7,904	4,316

ORG	ORG DESCRIPTION	OBJ	DESCRIPTION	2016	2017	2018	2018	2019
				ACTUAL	ACTUAL	ORIGINAL BUDGET	REVISED BUDGET	BUDGET
01150014	EST Infrastructure	51120	Allowances	4,029	3,937	3,588	3,588	8,276
01180000	Legal	51120	Allowances	12,102	11,933	12,056	12,056	11,146
01181000	Prosecution	51120	Allowances	1,827	1,820	1,820	1,820	1,820
01200000	CD Administration	51120	Allowances	11,884	11,838	11,216	11,216	11,216
01201000	Community Standards	51120	Allowances	1,316	1,659	1,820	1,820	1,365
01202000	Building Inspection	51120	Allowances	956	1,292	910	910	1,820
01203000	Land Use	51120	Allowances	896	0	0	0	0
01204000	Engineering	51120	Allowances	1,935	1,928	1,928	1,928	1,928
01300000	Fire Administration	51120	Allowances	5,728	5,706	5,706	5,706	5,706
01350000	Police Administration	51120	Allowances	10,262	9,933	10,236	10,236	9,346
01351000	Police Investigations	51120	Allowances	10,865	11,813	11,730	11,730	12,640
01352000	Patrol Administration	51120	Allowances	10,295	9,262	10,920	10,920	8,190
01400000	Municipal Services Admin.	51120	Allowances	8,605	10,638	10,035	10,035	8,712
01401502	Highways & Streets	51120	Allowances	1,365	1,820	1,820	1,820	1,820
01402504	Traffic	51120	Allowances	2,327	2,548	1,820	1,820	2,548
01403500	Facilities	51120	Allowances	3,124	3,112	3,112	3,112	3,112
01404000	Fleet	51120	Allowances	10,283	10,510	11,710	11,710	11,710
01500000	Parks & Rec. Administration	51120	Allowances	11,593	11,569	11,548	11,548	11,548
01501000	Parks Maint. Administration	51120	Allowances	5,754	6,814	6,370	6,370	9,100
01501612	Parks Support Services	51120	Allowances	3,323	3,606	3,310	3,310	4,220
01502000	Parks Prog. Administration	51120	Allowances	6,129	4,805	3,640	3,640	4,095
01507642	Programs - Nature	51120	Allowances	914	910	910	910	910
01509646	Swimming Pools	51120	Allowances	0	560	455	455	455
80405000	Stormwater Administration	51120	Allowances	0	17	7,842	7,842	2,549
80405500	Stormwater Maintenance	51120	Allowances	277	1,200	1,200	1,200	1,200
82500001	Rec Center Administration	51120	Allowances	0	2,548	2,730	1,365	1,365
82501001	Rec Center Facilities	51120	Allowances	0	595	0	0	910
82500008	Rec Center Customer Service	51120	Allowances	0	0	0	910	0
82503000	Rec Center Rentals & Events	51120	Allowances	0	0	0	455	455
82506636	Rec Center Camps	51120	Allowances	0	0	0	455	228
82506641	Rec Center Dance	51120	Allowances	0	0	0	455	228
82508660	Rec Center Sports	51120	Allowances	0	140	1,138	228	228
82509661	Rec Center Pools	51120	Allowances	0	245	1,365	1,365	455
82510000	Rec Center Fitness	51120	Allowances	0	672	683	683	683
			Object Total	198,475	215,428	222,170	222,171	231,208
01110000	Human Resources	51125	Education	44,193	58,577	75,000	75,000	75,000
			Object Total	44,193	58,577	75,000	75,000	75,000
01030000	Transfers	51130	Compensation Reserve	0	0	500,000	500,000	1,000,000
			Object Total	0	0	500,000	500,000	1,000,000
01302000	Fire Planning	51202	Overtime - Fire Inspection	95,579	102,060	120,000	120,000	120,000
			Object Total	95,579	102,060	120,000	120,000	120,000
01301000	Fire Operations	51204	Overtime - Automatic	1,275	7,758	0	0	0
			Object Total	1,275	7,758	0	0	0
01301000	Fire Operations	51206	Overtime - Callback	2,793	5,284	0	0	0
01302000	Fire Planning	51206	Overtime - Call Back	0	213	0	0	0
			Object Total	2,793	5,497	0	0	0
01301000	Fire Operations	51210	Overtime - Investigation	210	1,390	0	0	0
			Object Total	210	1,390	0	0	0
01300303	Fire Prof. Development	51214	Overtime - Other	1,006	0	0	0	0
01301000	Fire Operations	51214	Overtime - Other	12,261	12,338	0	0	0
			Object Total	13,267	12,338	0	0	0
01301000	Fire Operations	51216	Overtime - Premium Pay	49,052	49,707	0	0	0
			Object Total	49,052	49,707	0	0	0
01300303	Fire Prof. Development	51218	Overtime - Program Mgmt	56	0	0	0	0
01301000	Fire Operations	51218	Overtime - Program Mgmt	9,517	17,350	0	0	0
			Object Total	9,573	17,350	0	0	0
01301000	Fire Operations	51220	Overtime - Public Education	4,453	6,736	0	0	0
			Object Total	4,453	6,736	0	0	0
01301000	Fire Operations	51222	Overtime - Special Events	11,371	13,923	0	0	0
01302000	Fire Planning	51222	Overtime - Special Event	0	637	0	0	0
			Object Total	11,371	14,560	0	0	0

ORG	ORG DESCRIPTION	OBJ	DESCRIPTION	2016	2017	2018	2018	2019
				ACTUAL	ACTUAL	ORIGINAL BUDGET	REVISED BUDGET	BUDGET
01301000	Fire Operations	51226	Overtime - Training	45,440	58,568	0	0	0
			Object Total	45,440	58,568	0	0	0
01301000	Fire Operations	51227	Overtime - Paramedic Coverage	1,756	5,916	0	0	0
			Object Total	1,756	5,916	0	0	0
01010000	Governing Body	51505	FICA/OADSI	7,214	7,237	7,780	7,780	7,992
01011000	City Administrator	51505	FICA/OADSI	22,316	24,165	31,570	31,570	32,815
01012000	Communications	51505	FICA/OADSI	11,567	15,157	15,841	15,841	19,474
01013000	Municipal Court	51505	FICA/OADSI	17,895	18,000	21,294	21,294	22,123
01014000	City Clerk	51505	FICA/OADSI	3,277	3,231	3,855	3,855	4,526
01015000	Public Market	51505	FICA/OADSI	2,116	4,861	7,781	7,781	9,084
01100000	Finance	51505	FICA/OADSI	27,918	30,146	39,496	39,496	44,382
01110000	Human Resources	51505	FICA/OADSI	26,797	28,917	35,428	35,428	39,719
01150000	EST Administration	51505	FICA/OADSI	5,306	5,895	5,965	5,965	7,495
01150012	EST Support Services	51505	FICA/OADSI	14,029	14,802	19,679	19,679	16,154
01150013	EST Data Analytics	51505	FICA/OADSI	21,264	18,020	24,426	24,426	21,236
01150014	EST Infrastructure	51505	FICA/OADSI	10,374	9,948	10,240	10,240	16,210
01180000	Legal	51505	FICA/OADSI	29,824	30,891	37,561	37,561	40,633
01181000	Prosecution	51505	FICA/OADSI	8,762	9,454	10,170	10,170	10,833
01200000	CD Administration	51505	FICA/OADSI	34,954	37,506	46,867	46,867	50,649
01201000	Community Standards	51505	FICA/OADSI	9,175	10,101	11,597	11,597	13,547
01202000	Building Inspection	51505	FICA/OADSI	21,480	24,609	28,334	28,334	32,010
01203000	Land Use	51505	FICA/OADSI	22,834	21,199	22,992	22,992	24,615
01204000	Engineering	51505	FICA/OADSI	47,788	53,432	60,735	60,735	64,188
01300000	Fire Administration	51505	FICA/OADSI	14,213	21,168	26,216	26,216	29,694
01300303	Fire Prof. Development	51505	FICA/OADSI	20,038	20,606	22,901	22,901	25,366
01301000	Fire Operations	51505	FICA/OADSI	296,155	312,673	338,141	338,141	357,238
01302000	Fire Planning	51505	FICA/OADSI	18,162	18,121	28,953	28,953	31,432
01350000	Police Administration	51505	FICA/OADSI	147,963	151,628	180,813	180,813	187,195
01351000	Police Investigations	51505	FICA/OADSI	40,160	42,990	50,570	50,570	53,671
01352000	Patrol Administration	51505	FICA/OADSI	295,317	291,002	340,162	340,162	347,809
01380000	Emergency Management	51505	FICA/OADSI	0	0	4,362	4,362	6,065
01400000	Municipal Services Admin.	51505	FICA/OADSI	19,313	21,734	27,051	27,051	29,265
01401501	Snow	51505	FICA/OADSI	0	0	4,650	4,650	4,650
01401502	Highways & Streets	51505	FICA/OADSI	53,625	56,264	61,933	61,933	66,379
01402504	Traffic	51505	FICA/OADSI	17,150	17,823	19,124	19,124	21,043
01403500	Facilities	51505	FICA/OADSI	17,533	19,780	25,057	25,057	26,811
01404000	Fleet	51505	FICA/OADSI	31,912	33,306	37,064	37,064	39,016
01500000	Parks & Rec. Administration	51505	FICA/OADSI	25,838	28,875	30,598	30,598	34,877
01501000	Parks Maint. Administration	51505	FICA/OADSI	77,816	78,853	94,649	94,649	101,719
01501612	Parks Support Services	51505	FICA/OADSI	20,714	23,000	31,538	31,538	33,571
01502000	Parks Prog. Administration	51505	FICA/OADSI	20,496	17,380	18,495	18,495	20,640
01502613	Thompson Barn	51505	FICA/OADSI	3,504	3,089	2,976	2,976	3,501
01503610	Farmers Market	51505	FICA/OADSI	0	0	0	0	776
01503615	BBQ	51505	FICA/OADSI	0	0	1,550	1,550	0
01503616	Chili Challenge	51505	FICA/OADSI	0	0	112	112	0
01503625	Spinach Festival	51505	FICA/OADSI	0	0	163	163	0
01504628	Adult Fitness	51505	FICA/OADSI	409	563	639	639	639
01504629	Senior Programs	51505	FICA/OADSI	0	0	727	727	727
01504630	Adult Sports	51505	FICA/OADSI	0	0	202	202	202
01504631	Adult Trips	51505	FICA/OADSI	0	0	381	381	381
01504632	Parks & Recreation - Other	51505	FICA/OADSI	0	0	360	360	360
01505634	Youth Sports	51505	FICA/OADSI	0	6	0	0	0
01505635	Arts & Crafts	51505	FICA/OADSI	0	0	392	392	392
01505636	Camps & Shows	51505	FICA/OADSI	0	703	2,445	2,445	1,107
01506640	Prog Dance	51505	FICA/OADSI	1,028	858	0	0	0
01507642	Programs - Nature	51505	FICA/OADSI	3,577	3,388	3,496	3,496	4,389
01509646	Swimming Pools	51505	FICA/OADSI	0	1,248	4,276	4,276	1,981
01509647	Ad Astra Pool	51505	FICA/OADSI	5,128	5,397	5,272	5,272	5,819
01509648	Flat Rock Creek Pool	51505	FICA/OADSI	4,826	4,775	5,023	5,023	5,819
01509649	Indian Trails Pool	51505	FICA/OADSI	7,822	8,482	8,536	8,536	9,548
01509651	Swim Team	51505	FICA/OADSI	778	768	1,264	1,264	1,264
28500652	Legler Barn	51505	FICA/OADSI	646	639	2,026	2,026	2,026
80405000	Stormwater Administration	51505	FICA/OADSI	4,018	4,347	8,669	8,669	8,633
80405500	Stormwater Maintenance	51505	FICA/OADSI	31,787	31,159	43,932	43,932	45,346
80405550	Stormwater Development	51505	FICA/OADSI	12,430	12,857	13,873	13,873	15,258
82500001	Rec Center Administration	51505	FICA/OADSI	0	11,527	22,487	5,103	5,989
82501001	Rec Center Facilities	51505	FICA/OADSI	0	2,101	5,373	5,373	5,693
82500008	Rec Center Customer Service	51505	FICA/OADSI	0	0	0	15,733	16,431
82502659	Rec Center Support Services	51505	FICA/OADSI	0	2,719	7,704	7,704	8,287
82503000	Rec Center Rentals & Events	51505	FICA/OADSI	0	324	1,039	2,690	2,899
82506000	Rec Center Enrichment	51505	FICA/OADSI	0	2,237	4,691	1,537	1,537

ORG	ORG DESCRIPTION	OBJ	DESCRIPTION	2016		2018		2019
				ACTUAL	ACTUAL	ORIGINAL BUDGET	REVISED BUDGET	BUDGET
82506636	Rec Center Camps	51505	FICA/OADSI	0	0	0	3,991	7,709
82506641	Rec Center Dance	51505	FICA/OADSI	0	0	0	2,441	2,881
82508660	Rec Center Sports	51505	FICA/OADSI	0	2,517	7,992	4,714	5,546
82509661	Rec Center Pools	51505	FICA/OADSI	0	11,810	10,579	10,579	25,289
82510000	Rec Center Fitness	51505	FICA/OADSI	0	7,121	12,253	12,253	13,040
	Object Total			1,537,247	1,641,409	1,962,320	1,962,320	2,097,595
01010000	Governing Body	51510	FICA/MD	1,687	1,693	1,816	1,816	1,874
01011000	City Administrator	51510	FICA/MD	6,785	7,098	7,383	7,383	7,675
01012000	Communications	51510	FICA/MD	2,705	3,545	3,705	3,705	4,555
01013000	Municipal Court	51510	FICA/MD	4,185	4,210	4,978	4,978	5,172
01014000	City Clerk	51510	FICA/MD	766	755	902	902	1,059
01015000	Public Market	51510	FICA/MD	495	1,137	1,820	1,820	2,126
01100000	Finance	51510	FICA/MD	7,042	7,545	9,237	9,237	10,381
01110000	Human Resources	51510	FICA/MD	6,267	6,763	8,285	8,285	9,289
01150000	EST Administration	51510	FICA/MD	1,241	1,379	1,395	1,395	1,753
01150012	EST Support Services	51510	FICA/MD	3,281	3,462	4,602	4,602	3,778
01150013	EST Data Analytics	51510	FICA/MD	4,973	4,214	5,713	5,713	4,966
01150014	EST Infrastructure	51510	FICA/MD	2,426	2,326	2,394	2,394	3,791
01180000	Legal	51510	FICA/MD	7,554	7,872	8,783	8,783	9,503
01181000	Prosecution	51510	FICA/MD	2,049	2,211	2,378	2,378	2,534
01200000	CD Administration	51510	FICA/MD	8,551	9,115	10,960	10,960	11,846
01201000	Community Standards	51510	FICA/MD	2,146	2,362	2,712	2,712	3,168
01202000	Building Inspection	51510	FICA/MD	5,024	5,755	6,627	6,627	7,485
01203000	Land Use	51510	FICA/MD	5,340	4,958	5,377	5,377	5,757
01204000	Engineering	51510	FICA/MD	11,176	12,496	14,203	14,203	15,009
01300000	Fire Administration	51510	FICA/MD	3,539	5,051	6,131	6,131	6,945
01300303	Fire Prof. Development	51510	FICA/MD	4,686	4,819	5,356	5,356	5,933
01301000	Fire Operations	51510	FICA/MD	69,262	73,125	79,087	79,087	83,551
01302000	Fire Planning	51510	FICA/MD	4,378	4,238	6,771	6,771	7,350
01350000	Police Administration	51510	FICA/MD	34,826	35,673	42,291	42,291	43,781
01351000	Police Investigations	51510	FICA/MD	9,392	10,054	11,826	11,826	12,552
01352000	Patrol Administration	51510	FICA/MD	69,066	68,057	79,556	79,556	81,341
01380000	Emergency Management	51510	FICA/MD	0	0	1,020	1,020	1,418
01400000	Municipal Services Admin.	51510	FICA/MD	4,517	5,083	6,328	6,328	6,845
01401501	Snow	51510	FICA/MD	0	0	1,088	1,088	1,088
01401502	Highways & Streets	51510	FICA/MD	12,541	13,158	14,486	14,486	15,524
01402504	Traffic	51510	FICA/MD	4,011	4,168	4,473	4,473	4,923
01403500	Facilities	51510	FICA/MD	4,100	4,626	5,862	5,862	6,272
01404000	Fleet	51510	FICA/MD	7,463	7,789	8,668	8,668	9,126
01500000	Parks & Rec. Administration	51510	FICA/MD	6,158	6,923	7,157	7,157	8,157
01501000	Parks Maint. Administration	51510	FICA/MD	18,199	18,441	22,142	22,142	23,793
01501612	Parks Support Services	51510	FICA/MD	4,844	5,379	7,375	7,375	7,850
01502000	Parks Prog. Administration	51510	FICA/MD	4,793	4,065	4,324	4,324	4,828
01502613	Thompson Barn	51510	FICA/MD	820	722	695	695	819
01503610	Farmers Market	51510	FICA/MD	0	0	0	0	181
01503615	BBQ	51510	FICA/MD	0	0	363	363	0
01503616	Chili Challenge	51510	FICA/MD	0	0	26	26	0
01503625	Spinach Festival	51510	FICA/MD	0	0	38	38	0
01504628	Adult Fitness	51510	FICA/MD	96	132	150	150	150
01504629	Senior Programs	51510	FICA/MD	0	0	170	170	170
01504630	Adult Sports	51510	FICA/MD	0	0	47	47	47
01504631	Adult Trips	51510	FICA/MD	0	0	89	89	89
01504632	Parks & Recreation - Other	51510	FICA/MD	0	0	84	84	84
01505634	Youth Sports	51510	FICA/MD	0	1	0	0	0
01505635	Arts & Crafts	51510	FICA/MD	0	0	92	92	92
01505636	Camps & Shows	51510	FICA/MD	0	165	572	572	259
01506640	Prog Dance	51510	FICA/MD	240	201	0	0	0
01507642	Programs - Nature	51510	FICA/MD	837	792	818	818	1,026
01509646	Swimming Pools	51510	FICA/MD	0	292	1,000	1,000	463
01509647	Ad Astra Pool	51510	FICA/MD	1,199	1,262	1,233	1,233	1,361
01509648	Flat Rock Creek Pool	51510	FICA/MD	1,129	1,117	1,175	1,175	1,361
01509649	Indian Trails Pool	51510	FICA/MD	1,829	1,984	1,996	1,996	2,233
01509651	Swim Team	51510	FICA/MD	182	180	296	296	296
28500652	Legler Barn	51510	FICA/MD	151	149	474	474	474
80405000	Stormwater Administration	51510	FICA/MD	967	1,031	2,028	2,028	2,019
80405500	Stormwater Maintenance	51510	FICA/MD	7,434	7,287	10,276	10,276	10,607
80405550	Stormwater Development	51510	FICA/MD	2,907	3,007	3,244	3,244	3,568
82500001	Rec Center Administration	51510	FICA/MD	0	2,696	5,259	1,193	1,401
82501001	Rec Center Facilities	51510	FICA/MD	0	491	1,256	1,256	1,331
82500008	Rec Center Customer Service	51510	FICA/MD	0	0	0	3,680	3,844
82502659	Rec Center Support Services	51510	FICA/MD	0	636	1,803	1,803	1,939
82503000	Rec Center Rentals & Events	51510	FICA/MD	0	78	243	629	678

ORG	ORG DESCRIPTION	OBJ	DESCRIPTION	2016	2017	2018	2018	2019
				ACTUAL	ACTUAL	ORIGINAL BUDGET	REVISED BUDGET	BUDGET
82506000	Rec Center Enrichment	51510	FICA/MD	0	523	1,097	359	359
82506636	Rec Center Camps	51510	FICA/MD	0	0	0	933	1,802
82506641	Rec Center Dance	51510	FICA/MD	0	0	0	571	673
82508660	Rec Center Sports	51510	FICA/MD	0	589	1,868	1,102	1,296
82509661	Rec Center Pools	51510	FICA/MD	0	2,762	2,474	2,474	5,914
82510000	Rec Center Fitness	51510	FICA/MD	0	1,666	2,865	2,865	3,050
	Object Total			363,261	387,308	458,942	458,942	490,584
01010000	Governing Body	51515	Employers KPERS	4,376	4,212	5,234	5,234	6,393
01011000	City Administrator	51515	Employers KPERS	44,707	43,311	52,905	52,905	52,344
01012000	Communications	51515	Employers KPERS	16,107	21,645	26,547	26,547	31,063
01013000	Municipal Court	51515	Employers KPERS	27,450	26,089	29,354	29,354	29,722
01014000	City Clerk	51515	Employers KPERS	2,868	4,782	6,461	6,461	7,220
01015000	Public Market	51515	Employers KPERS	3,291	6,811	13,039	13,039	11,460
01100000	Finance	51515	Employers KPERS	48,211	47,939	66,187	66,187	70,800
01110000	Human Resources	51515	Employers KPERS	41,844	41,442	58,846	58,846	63,357
01150000	EST Administration	51515	Employers KPERS	8,362	8,766	9,996	9,996	11,956
01150012	EST Support Services	51515	Employers KPERS	22,261	21,919	32,982	32,982	25,767
01150013	EST Data Analytics	51515	Employers KPERS	33,120	25,770	40,933	40,933	33,875
01150014	EST Infrastructure	51515	Employers KPERS	15,982	13,597	17,159	17,159	25,857
01180000	Legal	51515	Employers KPERS	49,932	48,946	62,947	62,947	64,817
01181000	Prosecution	51515	Employers KPERS	13,852	13,702	17,043	17,043	17,280
01200000	CD Administration	51515	Employers KPERS	56,525	56,638	76,873	76,873	78,898
01201000	Community Standards	51515	Employers KPERS	13,912	13,543	16,886	16,886	18,134
01202000	Building Inspection	51515	Employers KPERS	33,592	34,708	44,149	44,149	46,895
01203000	Land Use	51515	Employers KPERS	35,873	30,923	38,531	38,531	39,264
01204000	Engineering	51515	Employers KPERS	76,569	76,928	99,038	99,038	98,224
01300000	Fire Administration	51515	Employers KPERS	4,160	4,016	5,016	5,016	5,405
01302000	Fire Planning	51515	Employers KPERS	3,235	2,990	3,893	3,893	5,241
01350000	Police Administration	51515	Employers KPERS	182,596	176,041	232,053	232,053	225,290
01351000	Police Investigations	51515	Employers KPERS	3,943	3,693	4,493	4,493	4,407
01352000	Patrol Administration	51515	Employers KPERS	22,388	19,597	26,420	26,420	24,576
01400000	Municipal Services Admin.	51515	Employers KPERS	29,476	32,484	45,333	45,333	46,684
01401501	Snow	51515	Employers KPERS	0	0	7,793	7,793	7,418
01401502	Highways & Streets	51515	Employers KPERS	85,687	83,644	103,789	103,789	105,884
01402504	Traffic	51515	Employers KPERS	27,258	26,674	32,049	32,049	33,569
01403500	Facilities	51515	Employers KPERS	28,000	29,532	41,992	41,992	42,769
01404000	Fleet	51515	Employers KPERS	51,253	49,822	62,115	62,115	62,240
01500000	Parks & Rec. Administration	51515	Employers KPERS	39,373	41,469	49,309	49,309	52,682
01501000	Parks Maint. Administration	51515	Employers KPERS	105,818	101,033	138,718	138,718	141,744
01501612	Parks Support Services	51515	Employers KPERS	27,764	29,288	42,231	42,231	43,291
01502000	Parks Prog. Administration	51515	Employers KPERS	33,004	24,688	29,693	29,693	32,926
01502613	Thompson Barn	51515	Employers KPERS	0	63	0	0	0
01503615	BBQ	51515	Employers KPERS	0	0	2,598	2,598	0
01503616	Chili Challenge	51515	Employers KPERS	0	0	187	187	0
01503625	Spinach Festival	51515	Employers KPERS	0	0	295	295	0
01504628	Adult Fitness	51515	Employers KPERS	2	-2	0	0	0
01505636	Camps & Shows	51515	Employers KPERS	0	925	2,244	2,244	0
01507642	Programs - Nature	51515	Employers KPERS	4,664	4,729	5,859	5,859	6,352
01509646	Swimming Pools	51515	Employers KPERS	0	1,859	4,102	4,102	2,546
28500652	Legler Barn	51515	Employers KPERS	0	9	3,219	3,219	0
80405000	Stormwater Administration	51515	Employers KPERS	6,372	6,448	14,528	14,528	13,772
80405500	Stormwater Maintenance	51515	Employers KPERS	51,372	47,377	73,619	73,619	72,336
80405550	Stormwater Development	51515	Employers KPERS	19,606	18,744	23,247	23,247	24,340
82500001	Rec Center Administration	51515	Employers KPERS	0	13,049	16,721	8,552	9,555
82501001	Rec Center Facilities	51515	Employers KPERS	0	3,053	9,004	9,004	9,082
82500008	Rec Center Customer Service	51515	Employers KPERS	0	0	0	5,402	8,552
82502659	Rec Center Support Services	51515	Employers KPERS	0	3,471	12,910	12,910	7,936
82503000	Rec Center Rentals & Events	51515	Employers KPERS	0	3	0	2,767	3,060
82506000	Rec Center Enrichment	51515	Employers KPERS	0	244	0	0	0
82506636	Rec Center Camps	51515	Employers KPERS	0	0	0	1,402	3,522
82506641	Rec Center Dance	51515	Employers KPERS	0	0	0	1,401	1,311
82508660	Rec Center Sports	51515	Employers KPERS	0	2,508	4,122	1,319	1,276
82509661	Rec Center Pools	51515	Employers KPERS	0	4,125	5,706	5,706	5,384
82510000	Rec Center Fitness	51515	Employers KPERS	0	3,421	4,338	4,338	3,973
	Object Total			1,274,806	1,276,668	1,722,706	1,722,706	1,740,449
01200000	CD Administration	51520	Employers KPERS W@R	2,612	2,665	2,436	2,436	2,910
01400000	Municipal Services Admin.	51520	Employers KPERS W@R	939	0	0	0	0
01500000	Parks & Rec. Administration	51520	Employers KPERS W@R	2,789	1,480	2,875	2,875	0
01501612	Parks Support Services	51520	Employers KPERS W@R	641	1,338	2,501	2,501	3,100
01502613	Thompson Barn	51520	Employers KPERS W@R	85	145	0	0	0
80405000	Stormwater Administration	51520	Employers KPERS W@R	162	0	0	0	0

ORG	ORG DESCRIPTION	OBJ	DESCRIPTION	2016	2017	2018	2018	2019
				ACTUAL	ACTUAL	ORIGINAL BUDGET	REVISED BUDGET	BUDGET
82502659	Rec Center Support Services	51520	Employers KPERS W@R Object Total	0 7,228	132 5,760	0 7,812	0 7,812	0 6,010
01300000	Fire Administration	51525	KP&F	42,503	61,173	75,251	75,251	98,133
01300303	Fire Prof. Development	51525	KP&F	69,753	67,173	74,208	74,208	94,634
01301000	Fire Operations	51525	KP&F	1,037,054	1,018,612	1,095,670	1,095,670	1,332,743
01302000	Fire Planning	51525	KP&F	56,815	51,049	86,288	86,288	105,005
01350000	Police Administration	51525	KP&F	120,236	110,251	137,212	137,212	171,464
01351000	Police Investigations	51525	KP&F	129,115	125,644	155,177	155,177	189,919
01352000	Patrol Administration	51525	KP&F	965,016	879,617	1,049,139	1,049,139	1,237,756
01380000	Emergency Management	51525	KP&F Object Total	0 2,420,492	0 2,313,519	14,136 2,687,081	14,136 2,687,081	22,626 3,252,280
01011000	City Administrator	51530	Pension Plan	45,830	47,665	34,066	34,066	31,755
01012000	Communications	51530	Pension Plan	12,597	17,120	17,093	17,093	18,844
01013000	Municipal Court	51530	Pension Plan	16,704	17,526	17,767	17,767	16,948
01014000	City Clerk	51530	Pension Plan	3,557	4,572	4,160	4,160	4,380
01015000	Public Market	51530	Pension Plan	1,590	4,692	4,439	4,439	4,192
01100000	Finance	51530	Pension Plan	37,917	40,697	42,618	42,618	42,951
01110000	Human Resources	51530	Pension Plan	33,175	36,064	32,874	32,874	37,254
01150000	EST Administration	51530	Pension Plan	6,644	7,295	6,436	6,436	7,254
01150012	EST Support Services	51530	Pension Plan	16,755	18,532	21,235	21,235	15,633
01150013	EST Data Analytics	51530	Pension Plan	26,403	23,788	26,357	26,357	20,552
01150014	EST Infrastructure	51530	Pension Plan	13,631	13,147	11,048	11,048	15,687
01180000	Legal	51530	Pension Plan	36,901	40,243	34,317	34,317	39,322
01181000	Prosecution	51530	Pension Plan	12,117	10,984	7,987	7,987	7,680
01200000	CD Administration	51530	Pension Plan	43,611	45,698	49,499	49,499	47,866
01201000	Community Standards	51530	Pension Plan	10,987	11,514	10,872	10,872	11,001
01202000	Building Inspection	51530	Pension Plan	26,107	29,311	28,426	28,426	28,452
01203000	Land Use	51530	Pension Plan	25,102	25,249	24,810	24,810	23,821
01204000	Engineering	51530	Pension Plan	60,134	65,143	63,771	63,771	59,590
01300000	Fire Administration	51530	Pension Plan	20,975	25,657	28,288	28,288	28,735
01300303	Fire Prof. Development	51530	Pension Plan	19,458	24,812	24,710	24,710	24,548
01301000	Fire Operations	51530	Pension Plan	372,094	388,699	364,849	364,849	345,718
01302000	Fire Planning	51530	Pension Plan	25,396	26,777	28,734	28,734	30,417
01350000	Police Administration	51530	Pension Plan	178,654	189,280	194,466	194,466	180,579
01351000	Police Investigations	51530	Pension Plan	57,011	54,333	54,566	54,566	51,939
01352000	Patrol Administration	51530	Pension Plan	356,172	359,675	363,068	363,068	332,673
01380000	Emergency Management	51530	Pension Plan	0	0	4,707	4,707	5,869
01400000	Municipal Services Admin.	51530	Pension Plan	24,685	26,922	29,189	29,189	28,321
01401501	Snow	51530	Pension Plan	1,291	1,275	5,018	5,018	4,500
01401502	Highways & Streets	51530	Pension Plan	65,150	68,678	66,825	66,825	64,237
01402504	Traffic	51530	Pension Plan	21,621	22,478	20,637	20,637	20,366
01403500	Facilities	51530	Pension Plan	21,445	22,962	27,037	27,037	25,947
01404000	Fleet	51530	Pension Plan	37,724	39,650	39,995	39,995	37,756
01500000	Parks & Rec. Administration	51530	Pension Plan	32,614	34,519	29,369	29,369	29,053
01501000	Parks Maint. Administration	51530	Pension Plan	81,894	83,678	89,321	89,321	85,996
01501612	Parks Support Services	51530	Pension Plan	17,946	20,260	22,846	22,846	23,963
01502000	Parks Prog. Administration	51530	Pension Plan	24,342	21,160	19,120	19,120	19,977
01502613	Thompson Barn	51530	Pension Plan	0	45	0	0	0
01505636	Camps & Shows	51530	Pension Plan	0	630	0	0	0
01507642	Programs - Nature	51530	Pension Plan	3,691	3,954	3,773	3,773	3,854
01509646	Swimming Pools	51530	Pension Plan	0	1,494	2,640	2,640	1,545
28500652	Legler Barn	51530	Pension Plan	0	4	0	0	0
80405000	Stormwater Administration	51530	Pension Plan	5,207	5,444	9,353	9,353	8,355
80405500	Stormwater Maintenance	51530	Pension Plan	38,378	38,446	47,402	47,402	43,884
80405550	Stormwater Development	51530	Pension Plan	15,528	16,006	14,969	14,969	14,767
82500001	Rec Center Administration	51530	Pension Plan	0	10,580	10,767	5,507	5,796
82501001	Rec Center Facilities	51530	Pension Plan	0	2,234	5,798	5,798	5,509
82500008	Rec Center Customer Service	51530	Pension Plan	0	0	0	3,478	3,164
82502659	Rec Center Support Services	51530	Pension Plan	0	2,151	4,738	4,738	4,814
82503000	Rec Center Rentals & Events	51530	Pension Plan	0	0	0	1,782	1,856
82506000	Rec Center Enrichment	51530	Pension Plan	0	282	0	0	0
82506636	Rec Center Camps	51530	Pension Plan	0	0	0	903	796
82506641	Rec Center Dance	51530	Pension Plan	0	0	0	902	796
82508660	Rec Center Sports	51530	Pension Plan	0	1,435	2,655	850	774
82509661	Rec Center Pools	51530	Pension Plan	0	3,785	3,674	3,674	3,267
82510000	Rec Center Fitness	51530	Pension Plan Object Total	0 1,851,039	2,880 1,959,425	2,793 1,959,082	2,793 1,959,082	2,411 1,875,364
01010000	Governing Body	51540	Workers Compensation	369	279	301	301	310
01011000	City Administrator	51540	Workers Compensation	1,512	1,183	1,222	1,222	1,270
01012000	Communications	51540	Workers Compensation	612	606	613	613	754

ORG	ORG DESCRIPTION	OBJ	DESCRIPTION	2016	2017	2018	2018	2019
				ACTUAL	ACTUAL	ORIGINAL BUDGET	REVISED BUDGET	BUDGET
01013000	Municipal Court	51540	Workers Compensation	971	747	824	824	856
01014000	City Clerk	51540	Workers Compensation	95	142	149	149	175
01015000	Public Market	51540	Workers Compensation	111	193	301	301	352
01100000	Finance	51540	Workers Compensation	1,633	1,315	1,529	1,529	1,718
01110000	Human Resources	51540	Workers Compensation	1,419	1,151	1,191	1,191	1,537
01150000	EST Administration	51540	Workers Compensation	284	239	231	231	290
01150012	EST Support Services	51540	Workers Compensation	776	623	762	762	625
01150013	EST Data Analytics	51540	Workers Compensation	1,130	713	946	946	822
01150014	EST Infrastructure	51540	Workers Compensation	548	396	396	396	627
01180000	Legal	51540	Workers Compensation	1,649	1,291	1,414	1,414	1,530
01181000	Prosecution	51540	Workers Compensation	463	371	385	385	410
01200000	CD Administration	51540	Workers Compensation	1,978	1,596	1,814	1,814	1,961
01201000	Community Standards	51540	Workers Compensation	2,447	3,155	2,939	2,939	8,244
01202000	Building Inspection	51540	Workers Compensation	13,029	10,597	13,139	13,139	10,445
01203000	Land Use	51540	Workers Compensation	1,231	855	890	890	953
01204000	Engineering	51540	Workers Compensation	21,553	18,118	20,908	20,908	20,848
01300000	Fire Administration	51540	Workers Compensation	10,953	12,413	16,301	16,301	16,487
01300303	Fire Prof. Development	51540	Workers Compensation	17,245	13,596	14,240	14,240	15,772
01301000	Fire Operations	51540	Workers Compensation	259,533	210,439	210,244	210,244	234,757
01302000	Fire Planning	51540	Workers Compensation	16,192	11,816	18,002	18,002	19,544
01350000	Police Administration	51540	Workers Compensation	29,412	22,556	25,322	25,322	29,011
01351000	Police Investigations	51540	Workers Compensation	17,575	13,921	16,034	16,034	17,042
01352000	Patrol Administration	51540	Workers Compensation	133,015	99,140	111,199	111,199	114,014
01380000	Emergency Management	51540	Workers Compensation	0	0	169	169	235
01400000	Municipal Services Admin.	51540	Workers Compensation	1,943	891	1,047	1,047	1,133
01401501	Snow	51540	Workers Compensation	0	0	3,943	3,943	3,943
01401502	Highways & Streets	51540	Workers Compensation	63,740	50,360	52,518	52,518	56,288
01402504	Traffic	51540	Workers Compensation	14,094	11,112	11,267	11,267	12,397
01403500	Facilities	51540	Workers Compensation	12,921	10,529	13,185	13,185	12,566
01404000	Fleet	51540	Workers Compensation	18,019	14,103	14,841	14,841	15,622
01500000	Parks & Rec. Administration	51540	Workers Compensation	3,843	2,757	3,171	3,171	1,350
01501000	Parks Maint. Administration	51540	Workers Compensation	36,060	26,843	30,696	30,696	34,463
01501612	Parks Support Services	51540	Workers Compensation	15,299	12,653	16,596	16,596	17,663
01502000	Parks Prog. Administration	51540	Workers Compensation	2,767	2,346	2,349	2,349	2,622
01502613	Thompson Barn	51540	Workers Compensation	614	301	115	115	136
01503610	Farmers Market	51540	Workers Compensation	0	0	0	0	99
01503615	BBQ	51540	Workers Compensation	0	0	197	197	0
01503616	Chili Challenge	51540	Workers Compensation	0	0	14	14	0
01504628	Adult Fitness	51540	Workers Compensation	70	63	81	81	81
01504629	Senior Programs	51540	Workers Compensation	0	0	92	92	92
01504630	Adult Sports	51540	Workers Compensation	0	0	26	26	26
01504631	Adult Trips	51540	Workers Compensation	0	0	48	48	48
01504632	Parks & Recreation - Other	51540	Workers Compensation	0	0	46	46	46
01505634	Youth Sports	51540	Workers Compensation	0	1	0	0	0
01505635	Arts & Crafts	51540	Workers Compensation	0	0	50	50	50
01505636	Camps & Shows	51540	Workers Compensation	0	89	311	311	141
01506640	Prog Dance	51540	Workers Compensation	173	112	0	0	0
01507642	Programs - Nature	51540	Workers Compensation	1,513	974	1,214	1,214	558
01509646	Swimming Pools	51540	Workers Compensation	0	50	1,608	1,608	265
01509647	Ad Astra Pool	51540	Workers Compensation	3,569	2,838	2,774	2,774	3,062
01509648	Flat Rock Creek Pool	51540	Workers Compensation	3,136	2,511	2,643	2,643	3,061
01509649	Indian Trails Pool	51540	Workers Compensation	5,470	4,460	4,492	4,492	5,024
01509651	Swim Team	51540	Workers Compensation	546	404	665	665	665
28500652	Legler Barn	51540	Workers Compensation	78	27	78	78	78
80405000	Stormwater Administration	51540	Workers Compensation	311	176	336	336	334
80405500	Stormwater Maintenance	51540	Workers Compensation	38,097	27,450	37,253	37,253	34,517
80405550	Stormwater Development	51540	Workers Compensation	5,870	4,493	4,674	4,674	5,210
82500001	Rec Center Administration	51540	Workers Compensation	0	550	1,162	343	761
82501001	Rec Center Facilities	51540	Workers Compensation	0	866	2,394	2,394	2,996
82500008	Rec Center Customer Service	51540	Workers Compensation	0	0	0	609	1,041
82502659	Rec Center Support Services	51540	Workers Compensation	0	1,426	4,054	4,054	4,361
82503000	Rec Center Rentals & Events	51540	Workers Compensation	0	38	40	250	199
82506000	Rec Center Enrichment	51540	Workers Compensation	0	261	182	59	195
82506636	Rec Center Camps	51540	Workers Compensation	0	0	0	228	979
82506641	Rec Center Dance	51540	Workers Compensation	0	0	0	310	366
82508660	Rec Center Sports	51540	Workers Compensation	0	402	698	281	704
82509661	Rec Center Pools	51540	Workers Compensation	0	2,731	4,208	4,208	3,212
82510000	Rec Center Fitness	51540	Workers Compensation	0	885	4,490	4,490	1,656
	Object Total			763,866	610,153	685,022	685,021	728,599
01010000	Governing Body	51545	Unemployment	0	20	270	270	291
01011000	City Administrator	51545	Unemployment	1,428	1,067	1,224	1,224	1,339
01012000	Communications	51545	Unemployment	572	534	619	619	792

ORG	ORG DESCRIPTION	OBJ	DESCRIPTION	2016	2017	2018	2018	2019
				ACTUAL	ACTUAL	ORIGINAL BUDGET	REVISED BUDGET	BUDGET
01013000	Municipal Court	51545	Unemployment	886	637	832	832	909
01014000	City Clerk	51545	Unemployment	163	116	153	153	189
01015000	Public Market	51545	Unemployment	102	168	309	309	379
01100000	Finance	51545	Unemployment	1,490	1,138	1,555	1,555	1,836
01110000	Human Resources	51545	Unemployment	2,283	1,979	1,221	1,221	1,460
01150000	EST Administration	51545	Unemployment	264	208	236	236	297
01150012	EST Support Services	51545	Unemployment	690	526	775	775	660
01150013	EST Data Analytics	51545	Unemployment	1,057	640	965	965	888
01150014	EST Infrastructure	51545	Unemployment	512	352	404	404	665
01180000	Legal	51545	Unemployment	1,599	1,189	1,483	1,483	1,691
01181000	Prosecution	51545	Unemployment	435	335	406	406	453
01200000	CD Administration	51545	Unemployment	1,814	1,376	1,826	1,826	2,081
01201000	Community Standards	51545	Unemployment	455	356	463	463	570
01202000	Building Inspection	51545	Unemployment	1,058	867	1,140	1,140	1,350
01203000	Land Use	51545	Unemployment	1,126	748	927	927	1,042
01204000	Engineering	51545	Unemployment	2,363	1,879	2,445	2,445	2,711
01300000	Fire Administration	51545	Unemployment	750	759	1,043	1,043	1,242
01300303	Fire Prof. Development	51545	Unemployment	982	730	924	924	1,073
01301000	Fire Operations	51545	Unemployment	14,689	11,053	12,618	12,618	14,051
01302000	Fire Planning	51545	Unemployment	939	634	867	867	1,016
01350000	Police Administration	51545	Unemployment	7,366	5,387	7,036	7,036	7,658
01351000	Police Investigations	51545	Unemployment	2,009	1,507	1,756	1,756	1,972
01352000	Patrol Administration	51545	Unemployment	14,660	10,319	12,437	12,437	13,387
01380000	Emergency Management	51545	Unemployment	0	0	176	176	257
01400000	Municipal Services Admin.	51545	Unemployment	966	768	1,065	1,065	1,217
01401502	Highways & Streets	51545	Unemployment	2,656	1,987	2,461	2,461	2,775
01402504	Traffic	51545	Unemployment	849	628	752	752	871
01403500	Facilities	51545	Unemployment	869	696	964	964	1,088
01404000	Fleet	51545	Unemployment	1,580	1,173	1,428	1,428	1,581
01500000	Parks & Rec. Administration	51545	Unemployment	1,301	1,042	1,206	1,206	1,446
01501000	Parks Maint. Administration	51545	Unemployment	3,866	2,788	3,596	3,596	4,071
01501612	Parks Support Services	51545	Unemployment	1,030	812	1,234	1,234	1,382
01502000	Parks Prog. Administration	51545	Unemployment	1,014	619	724	724	850
01502613	Thompson Barn	51545	Unemployment	177	109	120	120	148
01503625	Spinach Festival	51545	Unemployment	0	0	7	7	0
01504628	Adult Fitness	51545	Unemployment	22	20	26	26	27
01504629	Senior Programs	51545	Unemployment	0	0	29	29	31
01504630	Adult Sports	51545	Unemployment	0	0	8	8	9
01504631	Adult Trips	51545	Unemployment	0	0	15	15	16
01504632	Parks & Recreation - Other	51545	Unemployment	0	0	15	15	15
01505635	Arts & Crafts	51545	Unemployment	0	0	16	16	17
01505636	Camps & Shows	51545	Unemployment	0	25	99	99	47
01506640	Prog Dance	51545	Unemployment	51	31	0	0	0
01507642	Programs - Nature	51545	Unemployment	178	120	139	139	183
01509646	Swimming Pools	51545	Unemployment	0	43	171	171	82
01503610	Farmers Market	51545	Unemployment	0	0	0	0	33
01509647	Ad Astra Pool	51545	Unemployment	256	192	213	213	247
01509648	Flat Rock Creek Pool	51545	Unemployment	241	170	203	203	247
01509649	Indian Trails Pool	51545	Unemployment	391	301	344	344	404
01509651	Swim Team	51545	Unemployment	39	27	51	51	54
28500652	Legler Barn	51545	Unemployment	32	22	82	82	86
80405000	Stormwater Administration	51545	Unemployment	209	155	330	330	359
80405500	Stormwater Maintenance	51545	Unemployment	1,578	1,098	1,758	1,758	1,906
80405550	Stormwater Development	51545	Unemployment	615	453	560	560	646
82500001	Rec Center Administration	51545	Unemployment	0	398	901	203	250
82501001	Rec Center Facilities	51545	Unemployment	0	72	216	216	238
82500008	Rec Center Customer Service	51545	Unemployment	0	0	0	633	695
82502659	Rec Center Support Services	51545	Unemployment	0	92	312	312	350
82503000	Rec Center Rentals & Events	51545	Unemployment	0	11	42	107	122
82506000	Rec Center Enrichment	51545	Unemployment	0	75	189	62	65
82506636	Rec Center Camps	51545	Unemployment	0	0	0	159	326
82506641	Rec Center Dance	51545	Unemployment	0	0	0	98	121
82508660	Rec Center Sports	51545	Unemployment	0	86	319	189	234
82509661	Rec Center Pools	51545	Unemployment	0	404	423	423	1,069
82510000	Rec Center Fitness	51545	Unemployment	0	244	492	492	551
	Object Total			77,613	59,185	74,620	74,620	84,118
01011000	City Administrator	51550	Health Insurance	52,462	56,263	54,000	54,000	48,375
01012000	Communications	51550	Health Insurance	24,348	40,058	45,600	45,600	43,000
01013000	Municipal Court	51550	Health Insurance	68,624	93,800	72,000	72,000	64,500
01014000	City Clerk	51550	Health Insurance	8,803	15,536	12,000	12,000	10,750
01015000	Public Market	51550	Health Insurance	10,404	21,276	12,000	12,000	10,750
01100000	Finance	51550	Health Insurance	82,933	89,275	84,000	84,000	75,250

ORG	ORG DESCRIPTION	OBJ	DESCRIPTION	2018			2019		
				2016 ACTUAL	2017 ACTUAL	ORIGINAL BUDGET	REVISED BUDGET	BUDGET	
01110000	Human Resources	51550	Health Insurance	66,542	74,617	78,000	78,000	69,875	
01150000	EST Administration	51550	Health Insurance	12,936	13,224	12,000	12,000	10,750	
01150012	EST Support Services	51550	Health Insurance	42,241	65,775	60,000	60,000	43,000	
01150013	EST Data Analytics	51550	Health Insurance	63,003	38,061	72,000	72,000	53,750	
01150014	EST Infrastructure	51550	Health Insurance	21,967	23,423	24,000	24,000	32,250	
01180000	Legal	51550	Health Insurance	58,959	77,621	66,000	66,000	69,875	
01181000	Prosecution	51550	Health Insurance	28,084	33,159	24,000	24,000	21,500	
01200000	CD Administration	51550	Health Insurance	127,315	126,397	135,600	135,600	121,475	
01201000	Community Standards	51550	Health Insurance	53,256	54,372	36,000	36,000	32,250	
01202000	Building Inspection	51550	Health Insurance	80,072	88,518	84,000	84,000	75,250	
01203000	Land Use	51550	Health Insurance	91,685	82,324	60,000	60,000	53,750	
01204000	Engineering	51550	Health Insurance	193,841	204,410	156,000	156,000	139,750	
01300000	Fire Administration	51550	Health Insurance	41,717	66,379	48,000	48,000	43,000	
01300303	Fire Prof. Development	51550	Health Insurance	80,205	89,304	48,000	48,000	43,000	
01301000	Fire Operations	51550	Health Insurance	1,280,206	1,379,645	948,000	948,000	892,250	
01302000	Fire Planning	51550	Health Insurance	48,647	77,926	48,000	48,000	53,750	
01350000	Police Administration	51550	Health Insurance	628,911	612,871	588,000	588,000	537,500	
01351000	Police Investigations	51550	Health Insurance	135,747	139,190	132,000	132,000	139,750	
01352000	Patrol Administration	51550	Health Insurance	1,020,593	1,003,747	960,000	960,000	903,000	
01380000	Emergency Management	51550	Health Insurance	0	0	12,000	12,000	10,750	
01400000	Municipal Services Admin.	51550	Health Insurance	72,016	83,255	78,600	78,600	70,413	
01401502	Highways & Streets	51550	Health Insurance	258,821	276,368	252,000	252,000	225,750	
01402504	Traffic	51550	Health Insurance	65,374	84,499	60,000	60,000	53,750	
01403500	Facilities	51550	Health Insurance	95,085	107,012	96,000	96,000	86,000	
01404000	Fleet	51550	Health Insurance	138,265	144,173	120,000	120,000	107,500	
01500000	Parks & Rec. Administration	51550	Health Insurance	100,007	98,407	66,000	66,000	59,125	
01501000	Parks Maint. Administration	51550	Health Insurance	343,247	350,414	348,000	348,000	311,750	
01501612	Parks Support Services	51550	Health Insurance	92,317	96,206	108,000	108,000	107,500	
01502000	Parks Prog. Administration	51550	Health Insurance	102,096	83,640	54,000	54,000	53,750	
01507642	Programs - Nature	51550	Health Insurance	13,620	15,536	12,000	12,000	10,750	
01509646	Swimming Pools	51550	Health Insurance	0	9,698	12,000	12,000	5,375	
80405000	Stormwater Administration	51550	Health Insurance	15,528	13,416	22,200	22,200	17,738	
80405500	Stormwater Maintenance	51550	Health Insurance	159,823	172,781	192,000	192,000	172,000	
80405550	Stormwater Development	51550	Health Insurance	40,644	31,953	36,000	36,000	32,250	
82500001	Rec Center Administration	51550	Health Insurance	0	47,983	36,000	18,000	16,125	
82501001	Rec Center Facilities	51550	Health Insurance	0	4,807	24,000	24,000	21,500	
82500008	Rec Center Customer Service	51550	Health Insurance	0	0	0	12,000	10,750	
82502659	Rec Center Support Services	51550	Health Insurance	0	11,432	24,000	24,000	21,500	
82503000	Rec Center Rentals & Events	51550	Health Insurance	0	0	0	6,000	5,375	
82506636	Rec Center Camps	51550	Health Insurance	0	0	0	3,000	2,688	
82506641	Rec Center Dance	51550	Health Insurance	0	0	0	3,000	2,688	
82508660	Rec Center Sports	51550	Health Insurance	0	6,303	9,000	3,000	2,688	
82509661	Rec Center Pools	51550	Health Insurance	0	12,956	12,000	12,000	10,750	
82510000	Rec Center Fitness	51550	Health Insurance	0	7,002	9,000	9,000	8,063	
			Object Total	5,820,341	6,225,012	5,442,000	5,442,000	5,014,878	
01011000	City Administrator	51555	Short Term Disability	132	111	140	140	144	
01012000	Communications	51555	Short Term Disability	63	87	118	118	128	
01013000	Municipal Court	51555	Short Term Disability	95	140	186	186	192	
01014000	City Clerk	51555	Short Term Disability	9	23	31	31	32	
01015000	Public Market	51555	Short Term Disability	14	24	31	31	32	
01100000	Finance	51555	Short Term Disability	142	142	217	217	224	
01110000	Human Resources	51555	Short Term Disability	142	165	202	202	240	
01150000	EST Administration	51555	Short Term Disability	24	23	31	31	32	
01150012	EST Support Services	51555	Short Term Disability	91	93	155	155	128	
01150013	EST Data Analytics	51555	Short Term Disability	129	102	186	186	160	
01150014	EST Infrastructure	51555	Short Term Disability	54	56	62	62	96	
01180000	Legal	51555	Short Term Disability	142	137	171	171	208	
01181000	Prosecution	51555	Short Term Disability	47	55	62	62	64	
01200000	CD Administration	51555	Short Term Disability	250	259	350	350	362	
01201000	Community Standards	51555	Short Term Disability	71	71	93	93	96	
01202000	Building Inspection	51555	Short Term Disability	137	155	217	217	224	
01203000	Land Use	51555	Short Term Disability	119	118	155	155	160	
01204000	Engineering	51555	Short Term Disability	272	287	403	403	416	
01300000	Fire Administration	51555	Short Term Disability	63	86	124	124	128	
01300303	Fire Prof. Development	51555	Short Term Disability	95	95	124	124	128	
01301000	Fire Operations	51555	Short Term Disability	1,815	1,840	2,449	2,449	2,688	
01302000	Fire Planning	51555	Short Term Disability	64	84	124	124	160	
01350000	Police Administration	51555	Short Term Disability	1,024	1,030	1,519	1,519	1,632	
01351000	Police Investigations	51555	Short Term Disability	241	238	341	341	416	
01352000	Patrol Administration	51555	Short Term Disability	1,805	1,698	2,480	2,480	2,720	
01380000	Emergency Management	51555	Short Term Disability	0	0	31	31	32	
01400000	Municipal Services Admin.	51555	Short Term Disability	142	183	203	203	210	

ORG	ORG DESCRIPTION	OBJ	DESCRIPTION	2016	2017	2018	2018	2019
				ACTUAL	ACTUAL	ORIGINAL BUDGET	REVISED BUDGET	BUDGET
01401502	Highways & Streets	51555	Short Term Disability	480	475	651	651	672
01402504	Traffic	51555	Short Term Disability	118	118	155	155	160
01403500	Facilities	51555	Short Term Disability	136	153	248	248	256
01404000	Fleet	51555	Short Term Disability	237	237	310	310	320
01500000	Parks & Rec. Administration	51555	Short Term Disability	119	142	171	171	176
01501000	Parks Maint. Administration	51555	Short Term Disability	612	602	899	899	928
01501612	Parks Support Services	51555	Short Term Disability	189	199	279	279	320
01502000	Parks Prog. Administration	51555	Short Term Disability	111	132	140	140	160
01507642	Programs - Nature	51555	Short Term Disability	24	24	31	31	32
01509646	Swimming Pools	51555	Short Term Disability	0	17	31	31	16
80405000	Stormwater Administration	51555	Short Term Disability	34	39	57	57	53
80405500	Stormwater Maintenance	51555	Short Term Disability	314	298	496	496	512
80405550	Stormwater Development	51555	Short Term Disability	71	71	93	93	96
82500001	Rec Center Administration	51555	Short Term Disability	0	66	93	47	48
82501001	Rec Center Facilities	51555	Short Term Disability	0	15	62	62	64
82500008	Rec Center Customer Service	51555	Short Term Disability	0	0	0	31	32
82502659	Rec Center Support Services	51555	Short Term Disability	0	19	62	62	64
82503000	Rec Center Rentals & Events	51555	Short Term Disability	0	0	0	16	16
82506636	Rec Center Camps	51555	Short Term Disability	0	0	0	8	8
82506641	Rec Center Dance	51555	Short Term Disability	0	0	0	8	8
82508660	Rec Center Sports	51555	Short Term Disability	0	22	23	8	8
82509661	Rec Center Pools	51555	Short Term Disability	0	33	31	31	32
82510000	Rec Center Fitness	51555	Short Term Disability	0	19	23	23	24
	Object Total			9,628	9,983	14,059	14,060	15,057
01011000	City Administrator	51565	Life Insurance	1,134	1,183	1,221	1,221	1,334
01012000	Communications	51565	Life Insurance	409	595	613	613	792
01013000	Municipal Court	51565	Life Insurance	450	607	637	637	712
01014000	City Clerk	51565	Life Insurance	71	142	149	149	184
01015000	Public Market	51565	Life Insurance	83	154	159	159	176
01100000	Finance	51565	Life Insurance	1,225	1,315	1,530	1,530	1,805
01110000	Human Resources	51565	Life Insurance	993	1,133	1,181	1,181	1,375
01150000	EST Administration	51565	Life Insurance	213	239	231	231	305
01150012	EST Support Services	51565	Life Insurance	565	623	761	761	656
01150013	EST Data Analytics	51565	Life Insurance	848	713	946	946	864
01150014	EST Infrastructure	51565	Life Insurance	411	396	396	396	659
01180000	Legal	51565	Life Insurance	1,091	1,292	1,231	1,231	1,651
01181000	Prosecution	51565	Life Insurance	265	275	287	287	323
01200000	CD Administration	51565	Life Insurance	1,441	1,551	1,777	1,777	2,008
01201000	Community Standards	51565	Life Insurance	355	371	389	389	462
01202000	Building Inspection	51565	Life Insurance	856	975	1,021	1,021	1,195
01203000	Land Use	51565	Life Insurance	916	847	889	889	1,001
01204000	Engineering	51565	Life Insurance	1,947	2,107	2,288	2,288	2,503
01300000	Fire Administration	51565	Life Insurance	603	875	1,014	1,014	1,206
01300303	Fire Prof. Development	51565	Life Insurance	805	846	887	887	1,031
01301000	Fire Operations	51565	Life Insurance	12,119	12,841	13,091	13,091	14,081
01302000	Fire Planning	51565	Life Insurance	674	651	1,031	1,031	1,278
01350000	Police Administration	51565	Life Insurance	5,997	6,190	6,981	6,981	7,489
01351000	Police Investigations	51565	Life Insurance	1,622	1,711	1,957	1,957	2,181
01352000	Patrol Administration	51565	Life Insurance	11,760	11,647	13,022	13,022	13,792
01380000	Emergency Management	51565	Life Insurance	0	0	169	169	247
01400000	Municipal Services Admin.	51565	Life Insurance	780	891	1,047	1,047	1,189
01401501	Snow	51565	Life Insurance	0	0	180	180	189
01401502	Highways & Streets	51565	Life Insurance	2,182	2,298	2,398	2,398	2,699
01402504	Traffic	51565	Life Insurance	695	731	742	742	855
01403500	Facilities	51565	Life Insurance	713	804	971	971	1,090
01404000	Fleet	51565	Life Insurance	1,307	1,365	1,435	1,435	1,586
01500000	Parks & Rec. Administration	51565	Life Insurance	834	1,015	1,054	1,054	1,220
01501000	Parks Maint. Administration	51565	Life Insurance	2,709	2,768	3,204	3,204	3,612
01501612	Parks Support Services	51565	Life Insurance	708	774	821	821	1,008
01502000	Parks Prog. Administration	51565	Life Insurance	660	691	685	685	839
01509646	Swimming Pools	51565	Life Insurance	0	50	95	95	65
01507642	Programs - Nature	51565	Life Insurance	119	130	135	135	162
80405000	Stormwater Administration	51565	Life Insurance	171	176	337	337	350
80405500	Stormwater Maintenance	51565	Life Insurance	1,310	1,296	1,699	1,699	1,845
80405550	Stormwater Development	51565	Life Insurance	500	513	537	537	621
82500001	Rec Center Administration	51565	Life Insurance	0	348	387	198	243
82501001	Rec Center Facilities	51565	Life Insurance	0	80	208	208	232
82500008	Rec Center Customer Service	51565	Life Insurance	0	0	0	125	133
82502659	Rec Center Support Services	51565	Life Insurance	0	80	170	170	202
82503000	Rec Center Rentals & Events	51565	Life Insurance	0	0	0	64	78
82506636	Rec Center Camps	51565	Life Insurance	0	0	0	33	33
82506641	Rec Center Dance	51565	Life Insurance	0	0	0	32	33

ORG	ORG DESCRIPTION	OBJ	DESCRIPTION	2016	2017	2018	2018	2019
				ACTUAL	ACTUAL	ORIGINAL BUDGET	REVISED BUDGET	BUDGET
82508660	Rec Center Sports	51565	Life Insurance	0	66	95	30	33
82509661	Rec Center Pools	51565	Life Insurance	0	123	132	132	137
82510000	Rec Center Fitness	51565	Life Insurance	0	91	100	100	101
			Object Total	59,541	63,569	70,290	70,290	77,865
01010000	Governing Body	51570	Employee Assistance Program	0	21	0	0	0
01011000	City Administrator	51570	Employee Assistance Program	112	121	124	124	135
01012000	Communications	51570	Employee Assistance Program	69	96	105	105	120
01013000	Municipal Court	51570	Employee Assistance Program	177	177	193	193	210
01014000	City Clerk	51570	Employee Assistance Program	9	24	28	28	30
01015000	Public Market	51570	Employee Assistance Program	15	42	55	55	180
01100000	Finance	51570	Employee Assistance Program	156	156	193	193	210
01110000	Human Resources	51570	Employee Assistance Program	169	169	206	206	255
01150000	EST Administration	51570	Employee Assistance Program	26	26	28	28	30
01150012	EST Support Services	51570	Employee Assistance Program	100	101	138	138	120
01150013	EST Data Analytics	51570	Employee Assistance Program	141	112	165	165	150
01150014	EST Infrastructure	51570	Employee Assistance Program	57	61	55	55	90
01180000	Legal	51570	Employee Assistance Program	169	157	179	179	195
01181000	Prosecution	51570	Employee Assistance Program	76	78	83	83	90
01200000	CD Administration	51570	Employee Assistance Program	268	275	325	325	369
01201000	Community Standards	51570	Employee Assistance Program	78	78	110	110	120
01202000	Building Inspection	51570	Employee Assistance Program	151	168	220	220	240
01203000	Land Use	51570	Employee Assistance Program	130	130	138	138	150
01204000	Engineering	51570	Employee Assistance Program	299	315	385	385	420
01300000	Fire Administration	51570	Employee Assistance Program	69	94	110	110	120
01300303	Fire Prof. Development	51570	Employee Assistance Program	104	104	110	110	120
01301000	Fire Operations	51570	Employee Assistance Program	1,992	2,016	2,173	2,173	2,520
01302000	Fire Planning	51570	Employee Assistance Program	93	117	138	138	150
01350000	Police Administration	51570	Employee Assistance Program	1,147	1,140	1,375	1,375	1,560
01351000	Police Investigations	51570	Employee Assistance Program	265	260	303	303	390
01352000	Patrol Administration	51570	Employee Assistance Program	2,001	1,878	2,255	2,255	2,640
01380000	Emergency Management	51570	Employee Assistance Program	0	0	28	28	30
01400000	Municipal Services Admin.	51570	Employee Assistance Program	131	140	180	180	227
01401502	Highways & Streets	51570	Employee Assistance Program	525	521	578	578	660
01402504	Traffic	51570	Employee Assistance Program	130	130	138	138	150
01403500	Facilities	51570	Employee Assistance Program	148	168	220	220	240
01404000	Fleet	51570	Employee Assistance Program	260	260	275	275	300
01500000	Parks & Rec. Administration	51570	Employee Assistance Program	221	212	234	234	345
01501000	Parks Maint. Administration	51570	Employee Assistance Program	666	656	853	853	930
01501612	Parks Support Services	51570	Employee Assistance Program	208	240	440	440	540
01502000	Parks Prog. Administration	51570	Employee Assistance Program	173	122	179	179	180
01502613	Thompson Barn	51570	Employee Assistance Program	0	1	165	165	30
01503610	Farmers Market	51570	Employee Assistance Program	0	0	0	0	60
01504628	Adult Fitness	51570	Employee Assistance Program	0	0	28	28	30
01504629	Senior Programs	51570	Employee Assistance Program	0	0	28	28	30
01504630	Adult Sports	51570	Employee Assistance Program	0	0	28	28	30
01504631	Adult Trips	51570	Employee Assistance Program	0	0	28	28	30
01504632	Parks & Recreation - Other	51570	Employee Assistance Program	0	0	28	28	30
01505635	Arts & Crafts	51570	Employee Assistance Program	0	0	28	28	30
01505636	Camps & Shows	51570	Employee Assistance Program	0	20	110	110	60
01507642	Programs - Nature	51570	Employee Assistance Program	26	26	28	28	60
01509646	Swimming Pools	51570	Employee Assistance Program	0	12	55	55	45
01509647	Ad Astra Pool	51570	Employee Assistance Program	0	0	28	28	60
01509648	Flat Rock Creek Pool	51570	Employee Assistance Program	0	0	28	28	60
01509649	Indian Trails Pool	51570	Employee Assistance Program	0	0	28	28	60
01509651	Swim Team	51570	Employee Assistance Program	0	0	28	28	30
28500652	Legler Barn	51570	Employee Assistance Program	0	0	28	28	30
80405000	Stormwater Administration	51570	Employee Assistance Program	22	21	51	51	50
80405500	Stormwater Maintenance	51570	Employee Assistance Program	343	323	440	440	480
80405550	Stormwater Development	51570	Employee Assistance Program	78	78	83	83	90
82500001	Rec Center Administration	51570	Employee Assistance Program	0	73	138	41	45
82501001	Rec Center Facilities	51570	Employee Assistance Program	0	17	55	55	60
82500008	Rec Center Customer Service	51570	Employee Assistance Program	0	0	0	82	150
82502659	Rec Center Support Services	51570	Employee Assistance Program	0	25	83	83	90
82503000	Rec Center Rentals & Events	51570	Employee Assistance Program	0	0	28	41	45
82506000	Rec Center Enrichment	51570	Employee Assistance Program	0	4	55	28	30
82506636	Rec Center Camps	51570	Employee Assistance Program	0	0	0	34	68
82506641	Rec Center Dance	51570	Employee Assistance Program	0	0	0	62	68
82508660	Rec Center Sports	51570	Employee Assistance Program	0	15	158	89	68
82509661	Rec Center Pools	51570	Employee Assistance Program	0	23	83	83	90
82510000	Rec Center Fitness	51570	Employee Assistance Program	0	19	76	76	83
			Object Total	10,804	11,022	14,218	14,217	16,308

ORG	ORG DESCRIPTION	OBJ	DESCRIPTION	2016	2017	2018	2018	2019
				ACTUAL	ACTUAL	ORIGINAL BUDGET	REVISED BUDGET	BUDGET
01011000	City Administrator	51575	Other Benefits	317	0	0	0	0
01012000	Communications	51575	Other Benefits	341	25	0	0	0
01013000	Municipal Court	51575	Other Benefits	399	51	0	0	0
01015000	Public Market	51575	Other Benefits	100	0	0	0	0
01100000	Finance	51575	Other Benefits	1,011	76	0	0	0
01110000	Human Resources	51575	Other Benefits	1,995	152	0	0	0
01150000	EST Administration	51575	Other Benefits	51	0	0	0	0
01150012	EST Support Services	51575	Other Benefits	254	0	0	0	0
01150013	EST Data Analytics	51575	Other Benefits	13	25	0	0	0
01180000	Legal	51575	Other Benefits	112	25	0	0	0
01181000	Prosecution	51575	Other Benefits	25	0	0	0	0
01200000	CD Administration	51575	Other Benefits	430	203	0	0	0
01201000	Community Standards	51575	Other Benefits	38	26	0	0	0
01203000	Land Use	51575	Other Benefits	50	0	0	0	0
01204000	Engineering	51575	Other Benefits	493	101	0	0	0
01300000	Fire Administration	51575	Other Benefits	299	160	0	0	0
01301000	Fire Operations	51575	Other Benefits	974	579	0	0	0
01302000	Fire Planning	51575	Other Benefits	56	0	0	0	0
01303030	Fire Prof. Development	51575	Other Benefits	0	267	0	0	0
01350000	Police Administration	51575	Other Benefits	731	810	0	0	0
01351000	Police Investigations	51575	Other Benefits	53	187	0	0	0
01352000	Patrol Administration	51575	Other Benefits	558	636	0	0	0
01400000	Municipal Services Admin.	51575	Other Benefits	876	177	0	0	0
01401502	Highways & Streets	51575	Other Benefits	203	310	0	0	0
01402504	Traffic	51575	Other Benefits	33	204	0	0	0
01403500	Facilities	51575	Other Benefits	327	266	0	0	0
01404000	Fleet	51575	Other Benefits	79	66	0	0	0
01500000	Parks & Rec. Administration	51575	Other Benefits	302	13	0	0	0
01501000	Parks Maint. Administration	51575	Other Benefits	297	172	0	0	0
01501612	Parks Support Services	51575	Other Benefits	102	152	0	0	0
01502000	Parks Prog. Administration	51575	Other Benefits	507	0	0	0	0
01507642	Programs - Nature	51575	Other Benefits	0	51	0	0	0
80405000	Stormwater Administration	51575	Other Benefits	25	0	0	0	0
80405500	Stormwater Maintenance	51575	Other Benefits	306	101	0	0	0
80405550	Stormwater Development	51575	Other Benefits	203	0	0	0	0
82506000	Rec Center Enrichment	51575	Other Benefits	0	38	0	0	0
			Object Total	11,560	4,873	0	0	0
			Personal Services Total	40,571,011	42,671,855	47,248,494	47,248,494	50,231,411
01014000	City Clerk	52100	Services	0	0	1,100	1,100	1,100
01015000	Public Market	52100	Services	0	363	30,000	30,000	30,000
01110000	Human Resources	52100	Services	12	0	0	0	0
01111011	Recruiting	52100	Services	0	41,143	66,750	66,750	66,750
01200000	CD Administration	52100	Services	0	182,508	185,250	185,250	275,250
01201000	Community Standards	52100	Services	0	6,126	0	0	0
01202000	Building Inspection	52100	Services	0	0	1,000	1,000	1,000
01203000	Land Use	52100	Services	0	12,750	1,000	1,000	1,000
01204000	Engineering	52100	Services	35,594	32,640	41,000	41,000	41,000
01300000	Fire Administration	52100	Services	53,082	38,999	76,541	76,541	127,791
01303316	Fire Logistics Equipment	52100	Services	0	120	5,000	5,000	5,000
01350000	Police Administration	52100	Services	98,571	133,066	150,000	150,000	125,000
01350401	Police Towers	52100	Services	7,600	0	32,509	32,509	32,509
01351000	Police Investigations	52100	Services	0	0	2,052	2,052	2,052
01406000	Parking Structure	52100	Services	0	0	20,000	20,000	20,000
01503625	Spinach Festival	52100	Services	2,000	2,000	0	0	0
06700000	TIF Debt Service	52100	Services	8,968	10,217	0	0	0
28500652	Legler Barn	52100	Services	550	0	0	0	0
			Object Total	206,376	459,932	612,202	612,202	728,452
01352000	Patrol Administration	52103	Animal Boarding	8,605	1,050	29,052	29,052	25,000
01352405	Police Patrol - ACO	52103	Animal Boarding	0	9,860	0	0	0
			Object Total	8,605	10,910	29,052	29,052	25,000
01400000	Municipal Services Admin.	52104	Animal Waste Disposal	0	90	0	0	0
01401502	Highways & Streets	52104	Animal Waste Disposal	3,938	4,348	4,000	4,000	4,000
			Object Total	3,938	4,438	4,000	4,000	4,000
01180000	Legal	52106	Appraisal Services	3,500	3,960	3,250	3,250	3,250
			Object Total	3,500	3,960	3,250	3,250	3,250
01100000	Finance	52109	Auditing Services	57,850	64,100	69,000	69,000	69,000
			Object Total	57,850	64,100	69,000	69,000	69,000

ORG	ORG DESCRIPTION	OBJ	DESCRIPTION	2016	2017	2018	2018	2019
				ACTUAL	ACTUAL	ORIGINAL BUDGET	REVISED BUDGET	BUDGET
01100000	Finance	52110	Banking Services	13,602	19,270	32,000	32,000	25,000
82500001	Rec Center Administration	52110	Banking Services	0	0	7,500	7,500	7,500
			Object Total	13,602	19,270	39,500	39,500	32,500
01180000	Legal	52111	Bond Counsel	0	0	3,265	3,265	3,265
			Object Total	0	0	3,265	3,265	3,265
01100000	Finance	52118	Credit Card Processing	65,704	85,515	90,000	90,000	130,000
			Object Total	65,704	85,515	90,000	90,000	130,000
28054000	Economic Development - CVB	52120	Convention & Visitors Bureau	220,000	220,000	220,000	220,000	220,000
			Object Total	220,000	220,000	220,000	220,000	220,000
01401502	Highways & Streets	52121	Dumpster - Regular Trash	1,112	1,940	4,200	4,200	4,200
			Object Total	1,112	1,940	4,200	4,200	4,200
01401502	Highways & Streets	52122	Dumpster - Program	17,515	16,095	23,500	23,500	22,200
			Object Total	17,515	16,095	23,500	23,500	22,200
28055000	Economic Development - EDC	52124	Economic Development Council	325,000	325,000	335,000	335,000	335,000
			Object Total	325,000	325,000	335,000	335,000	335,000
80405000	Stormwater Administration	52126	Engineering - Design	2,195	1,644	30,000	30,000	30,000
			Object Total	2,195	1,644	30,000	30,000	30,000
01110000	Human Resources	52134	Human Resources Services	9,801	6,642	15,000	15,000	15,000
			Object Total	9,801	6,642	15,000	15,000	15,000
01180000	Legal	52138	Insurance Services	0	0	7,000	7,000	7,000
			Object Total	0	0	7,000	7,000	7,000
01013000	Municipal Court	52140	Interpreter Services	9,372	11,860	10,750	10,750	10,750
			Object Total	9,372	11,860	10,750	10,750	10,750
01100000	Finance	52142	Investment Fees	2,755	2,800	5,000	5,000	5,000
			Object Total	2,755	2,800	5,000	5,000	5,000
01401502	Highways & Streets	52146	Landfill disposal	16,670	16,130	24,300	24,300	19,900
80405500	Stormwater Maintenance	52146	Landfill disposal	4,766	2,314	5,000	5,000	5,000
			Object Total	21,436	18,444	29,300	29,300	24,900
01013000	Municipal Court	52148	Laundry/Sanitation Services	195	0	0	0	0
01303316	Fire Logistics Equipment	52148	Laundry/Sanitation Services	5,387	3,664	15,000	15,000	15,000
01350000	Police Administration	52148	Laundry/Sanitation Services	8,403	6,250	15,000	15,000	15,000
01352000	Patrol Administration	52148	Laundry/Sanitation Services	18,878	20,482	22,106	22,106	25,000
01404000	Fleet	52148	Laundry/Sanitation Services	8,246	8,965	10,000	10,000	10,000
01501612	Parks Support Services	52148	Laundry/Sanitation Services	1,850	2,569	4,000	4,000	4,000
			Object Total	42,960	41,930	66,106	66,106	69,000
01110000	Human Resources	52150	Legal Services	10,907	42,139	35,000	35,000	35,000
01180000	Legal	52150	Legal Services	3,888	4,918	14,000	14,000	12,500
01181000	Prosecution	52150	Legal Services	0	0	2,000	2,000	2,000
			Object Total	14,795	47,057	51,000	51,000	49,500
01300000	Fire Administration	52153	Medical Services	0	48	0	0	0
			Object Total	0	48	0	0	0
01201000	Community Standards	52154	Mowing (Weeds)	7,365	9,033	12,000	12,000	12,000
			Object Total	7,365	9,033	12,000	12,000	12,000
01201000	Community Standards	52155	Mowing (Nuisance)	9,678	3,434	12,000	12,000	12,000
			Object Total	9,678	3,434	12,000	12,000	12,000
01011000	City Administrator	52156	Offsite Storage	82	59	500	500	500
01014000	City Clerk	52156	Offsite Storage	548.16	793	750	750	750
01100000	Finance	52156	Offsite Storage	4,817	2,178	3,000	3,000	3,000
01110000	Human Resources	52156	Offsite storage	1,048	1,129	1,250	1,250	1,250
01150000	EST Administration	52156	Offsite Storage	261	191	150	150	150
01180000	Legal	52156	Offsite Storage	811	867	1,850	1,850	1,850
01200000	CD Administration	52156	Offsite Storage	5,282	7,772	5,750	5,750	5,750
01300000	Fire Administration	52156	Offsite Storage	262	43	0	0	0

ORG	ORG DESCRIPTION	OBJ	DESCRIPTION	2016	2017	2018	2018	2019
				ACTUAL	ACTUAL	ORIGINAL BUDGET	REVISED BUDGET	BUDGET
01350000	Police Administration	52156	Offsite Storage	1,131	0	0	0	0
01400000	Municipal Services Admin.	52156	Offsite Storage	38	3	0	0	0
01500000	Parks & Rec. Administration	52156	Offsite Storage	107	15	0	0	0
			Object Total	14,388	13,050	13,250	13,250	13,250
01014000	City Clerk	52158	Other Financial Services	360	180	0	0	0
01100000	Finance	52158	Other Financial Services	11,250	1,500	9,000	9,000	9,000
01150012	EST Support Services	52158	Other Financial Services	2,157	4,594	4,000	4,000	4,000
01150013	EST Data Analytics	52158	Other Financial Services	0	6	0	0	0
			Object Total	13,767	6,280	13,000	13,000	13,000
01010000	Governing Body	52159	Other Professional Services	10,000	10	10,000	10,000	10,000
01011000	City Administrator	52159	Other Professional Services	34,527	31,998	32,000	32,000	32,000
01012000	Communications	52159	Other Professional Services	6,151	40,699	43,500	43,500	43,500
01012002	Civic Center Celebration	52159	Other Professional Services	0	31,659	0	0	0
01013000	Municipal Court	52159	Other Professional Services	63,108	44,071	55,000	55,000	55,000
01014000	City Clerk	52159	Other Professional Services	0	0	800	800	800
01015000	Public Market	52159	Other Professional Services	0	14,056	0	0	0
01100000	Finance	52159	Other Professional Services	8,233	13,546	6,300	6,300	17,000
01110000	Human Resources	52159	Other Professional Services	621	-372	1,250	1,250	1,250
01180000	Legal	52159	Other Professional Services	12,000	13,000	3,250	3,250	3,250
01200000	CD Administration	52159	Other Professional Services	4,148	0	0	0	0
01202000	Building Inspection	52159	Other Professional Services	143	0	0	0	0
01203000	Land Use	52159	Other Professional Services	0	564	0	0	0
01204000	Engineering	52159	Other Professional Services	137,664	0	0	0	0
01350000	Police Administration	52159	Other Professional Services	13,232	29,485	59,520	59,520	84,520
01350401	Police Towers	52159	Other Professional Services	5,943	0	5,940	5,940	5,940
01351000	Police Investigations	52159	Other Professional Services	2,285	4,567	7,798	7,798	7,798
01352000	Patrol Administration	52159	Other Professional Services	4,984	1,443	11,670	11,670	10,000
01352402	Police Patrol - K9	52159	Other Professional Services	0	9,145	0	0	0
01352405	Police Patrol - ACO	52159	Other Professional Services	0	1,102	0	0	0
01400000	Municipal Services Admin.	52159	Other Professional Services	8,664	4,082	5,400	5,400	5,500
01401501	Snow	52159	Other Professional Services	0	0	10,000	10,000	10,000
01401502	Highways & Streets	52159	Other Professional Services	4,643	4,642	8,000	8,000	8,000
01402503	Street Lights	52159	Other Professional Services	0	1,507	0	0	2,000
01402504	Traffic	52159	Other Professional Services	16,018	13,708	85,000	85,000	85,000
01403500	Facilities	52159	Other Professional Services	116,660	116,991	146,000	146,000	150,000
01404000	Fleet	52159	Other Professional Services	2,608	2,347	2,500	2,500	2,500
01500000	Parks & Rec. Administration	52159	Other Professional Services	380	300	0	0	0
01501000	Parks Maint. Administration	52159	Other Professional Services	0	0	1,053	1,053	1,053
01501500	Parks Maint. Facilities	52159	Other Professional Services	0	80	0	0	0
01501612	Parks Support Services	52159	Other Professional Services	8,763	12,528	24,961	24,961	24,961
01502000	Parks Prog. Administration	52159	Other Professional Services	300	0	2,859	2,859	859
01502612	Parks & Rec - Prog Custodial	52159	Other Professional Services	0	160	0	0	0
01502613	Thompson Barn	52159	Other Professional Services	226	0	2,124	2,124	2,124
01503610	Farmers Market	52159	Other Professional Services	0	0	0	0	5,200
01503615	BBQ	52159	Other Professional Services	10,482	21,495	18,584	18,584	18,584
01503617	Community Days	52159	Other Professional Services	16	0	511	511	511
01503618	Cupids Gem	52159	Other Professional Services	0	0	300	300	300
01503620	Freedom Run	52159	Other Professional Services	17	0	300	300	300
01503621	Holiday Lights	52159	Other Professional Services	200	300	300	300	300
01503623	Other Events	52159	Other Professional Services	0	150	366	366	366
01503624	Bike Ride	52159	Other Professional Services	0	100	3,500	3,500	3,500
01503626	Senior Banquet	52159	Other Professional Services	4,263	4,253	4,375	4,375	4,375
01504628	Adult Fitness	52159	Other Professional Services	7,593	5,220	12,416	12,416	12,416
01504629	Senior Programs	52159	Other Professional Services	8,525	9,619	11,489	11,489	11,489
01504630	Adult Sports	52159	Other Professional Services	1,496	3,476	7,500	7,500	7,500
01504631	Adult Trips	52159	Other Professional Services	16,080	30,246	29,551	29,551	39,551
01504632	Parks & Recreation - Other	52159	Other Professional Services	0	0	3,580	3,580	3,580
01505634	Youth Sports	52159	Other Professional Services	7,863	1,637	8,000	8,000	8,000
01505635	Arts & Crafts	52159	Other Professional Services	1,154	364	2,071	2,071	2,071
01505636	Camps & Shows	52159	Other Professional Services	17,551	12,964	13,000	13,000	9,000
01506637	Arts Council	52159	Other Professional Services	19,350	16,830	20,700	20,700	25,325
01506638	Prog Cook	52159	Other Professional Services	0	725	4,200	4,200	3,000
01506654	Get Outdoors	52159	Other Professional Services	0	0	340	340	340
01506655	Art & Wine Fair	52159	Other Professional Services	9,700	9,992	15,200	15,200	10,200
01506658	Community Symphony	52159	Other Professional Services	0	7,436	8,550	8,550	8,550
01507642	Programs - Nature	52159	Other Professional Services	35	41	1,000	1,000	0
01508645	Tennis	52159	Other Professional Services	2,774	2,522	5,600	5,600	5,600
01509646	Swimming Pools	52159	Other Professional Services	1,340	1,375	694	694	694
01509651	Swim Team	52159	Other Professional Services	0	0	91	91	91
28500652	Legler Barn	52159	Other Professional Services	1,459	2,685	1,500	1,500	1,500
41501710	PRIF Zone 2	52159	Other Professional Services	0	9,600	0	0	0

ORG	ORG DESCRIPTION	OBJ	DESCRIPTION	2016	2017	2018	2018	2019
				ACTUAL	ACTUAL	ORIGINAL BUDGET	REVISED BUDGET	BUDGET
50052000	Economic Development - NRD	52159	Other Professional Services	100	200	0	0	0
80405000	Stormwater Administration	52159	Other Professional Services	53,812	8,622	51,800	51,800	51,800
80405500	Stormwater Maintenance	52159	Other Professional Services	2,402	3,517	2,000	2,000	3,500
82500001	Rec Center Administration	52159	Other Professional Services	0	6,230	4,800	4,800	4,800
82501001	Rec Center Facilities	52159	Other Professional Services	0	663	0	0	0
82502659	Rec Center Support Services	52159	Other Professional Services	0	514	26,500	26,500	26,500
82506636	Rec Center Camps	52159	Other Professional Services	0	0	0	2,500	29,500
82508660	Rec Center Sports	52159	Other Professional Services	0	0	1,200	1,200	0
82510000	Rec Center Fitness	52159	Other Professional Services	0	5,955	0	0	14,000
			Object Total	627,514	558,049	784,943	787,443	875,498
01010000	Governing Body	52160	Payments To Other Agencies	2,500	2,500	5,000	5,000	5,000
01014000	City Clerk	52160	Payments To Other Agencies	27,000	49,022	31,500	31,500	67,500
01100000	Finance	52160	Payments To Other Agencies	1,010	0	1,000	1,000	0
01150000	EST Administration	52160	Payments To Other Agencies	14,790	9,127	14,790	14,790	14,790
01402504	Traffic	52160	Payments To Other Agencies	39,580	43,812	45,000	45,000	45,000
01504629	Senior Programs	52160	Payments To Other Agencies	31,313	17,377	0	0	0
26350000	Drug & Alcohol Awareness	52160	Payments To Other Agencies	128,375	130,000	160,000	160,000	170,000
28054000	Economic Development - CVB	52160	Payments To Other Agencies	0	2,583	0	0	0
28055000	Economic Development - EDC	52160	Payments To Other Agencies	0	2,582	0	0	0
50052000	Economic Development - NRD	52160	Payments To Other Agencies	138,855	0	0	0	0
80405000	Stormwater Administration	52160	Payments To Other Agencies	1,350	26,774	20,000	20,000	20,000
			Object Total	384,773	283,777	277,290	277,290	322,290
01100000	Finance	52162	Payroll Processing/HRIS	90,421	119,941	110,000	110,000	140,000
01110000	Human Resources	52162	Payroll Processing/HRIS	51,313	108,962	71,202	71,202	75,000
01111011	Recruiting	52162	Payroll Processing/HRIS	6,180	8,182	6,500	6,500	7,100
			Object Total	147,914	237,085	187,702	187,702	222,100
01012002	Civic Center Celebration	52164	Performer/Entertainer	0	30,656	0	0	0
01503616	Chili Challenge	52164	Performer/Entertainer	3,500	3,500	8,408	8,408	8,408
01503619	Enchanted Forest	52164	Performer/Entertainer	6,548	8,228	7,360	7,360	7,360
01503620	Freedom Run	52164	Performer/Entertainer	7,014	2,880	15,831	15,831	10,000
01503622	Music	52164	Performer/Entertainer	2,394	3,229	4,550	4,550	4,550
01503625	Spinach Festival	52164	Performer/Entertainer	2,805	1,534	3,000	3,000	3,000
01504629	Senior Programs	52164	Performer/Entertainer	165	0	0	0	0
01506655	Art & Wine Fair	52164	Performer/Entertainer	1,700	0	3,000	3,000	3,000
			Object Total	24,127	50,027	42,149	42,149	36,318
01010000	Governing Body	52166	Photography Services	0	75	0	0	0
01012002	Civic Center Celebration	52166	Photography Services	0	3,300	0	0	0
01500000	Parks & Rec. Administration	52166	Photography Services	0	0	68	68	68
01509646	Swimming Pools	52166	Photography Services	233	0	423	423	423
28500652	Legler Barn	52166	Photography Services	0	0	1,778	1,778	1,778
			Object Total	233	3,375	2,269	2,269	2,269
01111011	Recruiting	52168	Pre-employment Screenings	10,080	218	0	0	0
01350000	Police Administration	52168	Pre-employment Screenings	17,530	8,957	30,000	30,000	30,000
01352000	Patrol Administration	52168	Pre-employment Screenings	0	0	5,184	5,184	5,000
82500001	Rec Center Administration	52168	Pre-employment Screenings	0	0	3,250	3,250	3,250
			Object Total	27,610	9,175	38,434	38,434	38,250
01111011	Recruiting	52170	Pre-employment Physicals	17,712	462	0	0	0
			Object Total	17,712	462	0	0	0
01111011	Recruiting	52171	Pre-employment Drug Screen	2,738	194	0	0	0
			Object Total	2,738	194	0	0	0
01350000	Police Administration	52172	Prisoner Boarding	81,875	100,365	115,000	115,000	115,000
			Object Total	81,875	100,365	115,000	115,000	115,000
01013000	Municipal Court	52174	Public Defender	1,701	2,059	5,450	5,450	5,450
			Object Total	1,701	2,059	5,450	5,450	5,450
01110000	Human Resources	52178	Temporary Agencies	734	4,193	2,000	2,000	4,000
01150012	EST Support Services	52178	Temporary Agencies	18,509	0	80,000	80,000	80,000
01150013	EST Data Analytics	52178	Temporary Agencies	0	1,890	0	0	0
01150014	EST Infrastructure	52178	Temporary Agencies	6,305	0	50,000	50,000	50,000
01200000	CD Administration	52178	Temporary Agencies	1,795	4,254	0	0	0
			Object Total	27,343	10,337	132,000	132,000	134,000
01014000	City Clerk	52180	Third Party Outsourcing	11,483	5,311	5,000	5,000	5,000
			Object Total	11,483	5,311	5,000	5,000	5,000

ORG	ORG DESCRIPTION	OBJ	DESCRIPTION	2016	2017	2018	2018	2019
				ACTUAL	ACTUAL	ORIGINAL BUDGET	REVISED BUDGET	BUDGET
01401502	Highways & Streets	52184	Tub Grinder	2,402	9,879	9,000	9,000	10,300
			Object Total	2,402	9,879	9,000	9,000	10,300
01150014	EST Infrastructure	52190	LAN Support	0	297,450	50,000	50,000	10,000
			Object Total	0	297,450	50,000	50,000	10,000
01150012	EST Support Services	52194	PC/Printer Support	2,595	30,420	5,000	5,000	5,000
			Object Total	2,595	30,420	5,000	5,000	5,000
01150012	EST Support Services	52196	Server Support	0	350	6,000	6,000	6,000
01150013	EST Data Analytics	52196	Server Support	2,000	0	2,000	2,000	2,000
01150014	EST Infrastructure	52196	Server Support	27,163	11,973	50,000	50,000	50,000
			Object Total	29,163	12,323	58,000	58,000	58,000
01150014	EST Infrastructure	52198	Video Transmission Support	0	990	0	0	0
			Object Total	0	990	0	0	0
01150014	EST Infrastructure	52199	WAN Support	0	437	0	0	0
			Object Total	0	437	0	0	0
01015000	Public Market	52205	Taxes - Property	0	18,632	60,000	60,000	60,000
01100000	Finance	52205	Taxes - Property	29,810	28,754	33,000	33,000	69,000
			Object Total	29,810	47,386	93,000	93,000	129,000
01100000	Finance	52210	Taxes - Special Assessment	36,357	23,000	38,000	38,000	110,000
			Object Total	36,357	23,000	38,000	38,000	110,000
01100000	Finance	52220	Taxes - Wastewater	23,338	18,720	26,000	26,000	0
			Object Total	23,338	18,720	26,000	26,000	0
01100000	Finance	52222	Taxes - Other	72,975	66,745	95,000	95,000	0
			Object Total	72,975	66,745	95,000	95,000	0
01013000	Municipal Court	52300	Training/Travel/Meetings	314	-122	0	0	0
01015000	Public Market	52300	Training/Travel/Meetings	0	414	0	0	0
01110000	Human Resources	52300	Training/Travel/Meetings	158	13,613	17,500	17,500	17,500
01180000	Legal	52300	Training/Travel/Meetings	0	7	1,450	1,450	871
01181000	Prosecution	52300	Training/Travel/Meetings	0	0	600	600	600
01200000	CD Administration	52300	Training/Travel/Meetings	22	0	14,000	14,000	14,000
01201000	Community Standards	52300	Training/Travel/Meetings	0	30	2,050	2,050	2,050
01202000	Building Inspection	52300	Training/Travel/Meetings	0	175	8,000	8,000	8,000
01203000	Land Use	52300	Training/Travel/Meetings	0	0	12,000	12,000	12,000
01204000	Engineering	52300	Training/Travel/Meetings	56	17	17,500	17,500	17,500
01300000	Fire Administration	52300	Training/Travel/Meetings	0	-120	0	0	0
01300303	Fire Prof. Development	52300	Training/Travel/Meetings	95,038	86,871	103,226	103,226	103,226
01350000	Police Administration	52300	Training/Travel/Meetings	4,629	3,060	53,000	53,000	53,000
01351000	Police Investigations	52300	Training/Travel/Meetings	0	0	24,484	24,484	24,484
01352000	Patrol Administration	52300	Training/Travel/Meetings	6,886	1,861	110,987	110,987	140,000
01380000	Emergency Management	52300	Training/Travel/Meetings	0	0	0	0	5,000
01403500	Facilities	52300	Training/Travel/Meetings	0	0	400	400	2,000
01500000	Parks & Rec. Administration	52300	Training/Travel/Meetings	-154	0	4,434	4,434	4,434
01501000	Parks Maint. Administration	52300	Training/Travel/Meetings	17,688	15,390	19,327	19,327	22,127
01501612	Parks Support Services	52300	Training/Travel/Meetings	1,970	1,203	3,200	3,200	3,200
01502000	Parks Prog. Administration	52300	Training/Travel/Meetings	374	31	2,957	2,957	1,957
01503610	Farmers Market	52300	Training/Travel/Meetings	0	0	0	0	1,200
28500652	Legler Barn	52300	Training/Travel/Meetings	0	0	947	947	947
82500001	Rec Center Administration	52300	Training/Travel/Meetings	0	2,573	12,000	10,000	10,000
82501001	Rec Center Facilities	52300	Training/Travel/Meetings	0	0	600	600	600
82500008	Rec Center Customer Service	52300	Training/Travel/Meetings	0	0	0	2,000	4,000
82502659	Rec Center Support Services	52300	Training/Travel/Meetings	0	0	600	600	600
82509661	Rec Center Pools	52300	Training/Travel/Meetings	0	0	75	75	615
			Object Total	126,981	125,003	409,337	409,337	449,911
01010000	Governing Body	52302	Training/Travel/Mtgs - Per Diem	1,072	1,332	4,300	4,300	4,300
01011000	City Administrator	52302	Training/Travel/Mtgs - Per Diem	582	911	3,000	3,000	3,000
01012000	Communications	52302	Training/Travel/Mtgs - Per Diem	761	414	1,400	1,400	1,400
01013000	Municipal Court	52302	Training/Travel/Mtgs - Per Diem	1,556	767	3,000	3,000	3,000
01014000	City Clerk	52302	Training/Travel/Mtgs - Per Diem	0	314	600	600	600
01100000	Finance	52302	Training/Travel/Mtgs - Per Diem	370	324	500	500	500
01110000	Human Resources	52302	Training/Travel/Mtgs - Per Diem	1,145	284	0	0	0
01150000	EST Administration	52302	Training/Travel/Mtgs - Per Diem	483	654	1,000	1,000	1,000
01150012	EST Support Services	52302	Training/Travel/Mtgs - Per Diem	580	0	1,000	1,000	1,000

ORG	ORG DESCRIPTION	OBJ	DESCRIPTION	2016	2017	2018	2018	2019
				ACTUAL	ACTUAL	ORIGINAL BUDGET	REVISED BUDGET	BUDGET
01150013	EST Data Analytics	52302	Training/Travel/Mtgs - Per Diem	2,200	1,486	10,000	10,000	10,000
01150014	EST Infrastructure	52302	Training/Travel/Mtgs - Per Diem	747	1,794	3,000	3,000	3,000
01180000	Legal	52302	Training/Travel/Mtgs - Per Diem	1,964	486	2,500	2,500	2,500
01181000	Prosecution	52302	Training/Travel/Mtgs - Per Diem	457	292	825	825	825
01200000	CD Administration	52302	Training/Travel/Mtgs - Per Diem	1,003	945	0	0	0
01202000	Building Inspection	52302	Training/Travel/Mtgs - Per Diem	0	291	0	0	0
01203000	Land Use	52302	Training/Travel/Mtgs - Per Diem	798	1,009	0	0	0
01204000	Engineering	52302	Training/Travel/Mtgs - Per Diem	2,412	2,237	0	0	0
01350000	Police Administration	52302	Training/Travel/Mtgs - Per Diem	6,477	4,468	0	0	0
01351000	Police Investigations	52302	Training/Travel/Mtgs - Per Diem	2,540	2,132	0	0	0
01352000	Patrol Administration	52302	Training/Travel/Mtgs - Per Diem	14,120	10,110	0	0	0
01352307	Police Patrol - Bike	52302	Training/Travel/Mtgs - Per Diem	0	296	0	0	0
01352402	Police Patrol - K9	52302	Training/Travel/Mtgs - Per Diem	0	827	0	0	0
01352404	Patrol Tactical	52302	Training/Travel/Mtgs - Per Diem	0	1,870	0	0	0
01352406	Police Patrol - SRO	52302	Training/Travel/Mtgs - Per Diem	0	353	0	0	0
01352407	Police Patrol - Firearms	52302	Training/Travel/Mtgs - Per Diem	0	1,705	0	0	0
01352408	Police Patrol - Comm Policing	52302	Training/Travel/Mtgs - Per Diem	0	132	0	0	0
01352409	Police Patrol - Training	52302	Training/Travel/Mtgs - Per Diem	0	556	0	0	0
01400000	Municipal Services Admin.	52302	Training/Travel/Mtgs - Per Diem	535	513	1,000	1,000	1,000
01401502	Highways & Streets	52302	Training/Travel/Mtgs - Per Diem	194	278	1,300	1,300	1,300
01402504	Traffic	52302	Training/Travel/Mtgs - Per Diem	0	0	1,000	1,000	1,000
01403500	Facilities	52302	Training/Travel/Mtgs - Per Diem	0	0	1,000	1,000	1,000
01404000	Fleet	52302	Training/Travel/Mtgs - Per Diem	660	914	1,700	1,700	1,700
01500000	Parks & Rec. Administration	52302	Training/Travel/Mtgs - Per Diem	1,050	697	0	0	0
01501000	Parks Maint. Administration	52302	Training/Travel/Mtgs - Per Diem	255	0	0	0	0
01502000	Parks Prog. Administration	52302	Training/Travel/Mtgs - Per Diem	1,640	1,510	0	0	0
80405000	Stormwater Administration	52302	Training/Travel/Mtgs - Per Diem	829	449	2,700	2,700	2,700
80405500	Stormwater Maintenance	52302	Training/Travel/Mtgs - Per Diem	450	478	1,000	1,000	1,000
			Object Total	44,882	40,828	40,825	40,825	40,825
01010000	Governing Body	52303	Meals/Food/Refreshments	3,060	2,604	5,000	5,000	5,000
01011000	City Administrator	52303	Meals/Food/Refreshments	5,083	7,079	7,000	7,000	7,000
01012000	Communications	52303	Meals/Food/Refreshments	822	876	1,305	1,305	1,305
01012002	Civic Center Celebration	52303	Meals/Food/Refreshments	0	1,997	0	0	0
01013000	Municipal Court	52303	Meals/Food/Refreshments	653	291	0	0	0
01014000	City Clerk	52303	Meals/Food/Refreshments	2,443	108	1,500	1,500	1,500
01100000	Finance	52303	Meals/Food/Refreshments	414	222	3,000	3,000	3,000
01110000	Human Resources	52303	Meals/Food/Refreshments	2,879	101	2,500	2,500	2,500
01111011	Recruiting	52303	Meals/Food/Refreshments	740	203	0	0	0
01150000	EST Administration	52303	Meals/Food/Refreshments	178	565	400	400	400
01150012	EST Support Services	52303	Meals/Food/Refreshments	0	71	0	0	0
01150013	EST Data Analytics	52303	Meals/Food/Refreshments	601	110	1,000	1,000	1,000
01150014	EST Infrastructure	52303	Meals/Food/Refreshments	0	51	0	0	0
01180000	Legal	52303	Meals/Food/Refreshments	479	591	711	711	611
01181000	Prosecution	52303	Meals/Food/Refreshments	13	20	200	200	200
01200000	CD Administration	52303	Meals/Food/Refreshments	3,814	721	0	0	0
01201000	Community Standards	52303	Meals/Food/Refreshments	10	0	0	0	0
01202000	Building Inspection	52303	Meals/Food/Refreshments	375	155	0	0	0
01203000	Land Use	52303	Meals/Food/Refreshments	772	408	0	0	0
01204000	Engineering	52303	Meals/Food/Refreshments	1,053	1,234	0	0	0
01300000	Fire Administration	52303	Meals/Food/Refreshments	1,871	3,551	1,000	1,000	1,000
01350000	Police Administration	52303	Meals/Food/Refreshments	1,271	826	0	0	0
01351000	Police Investigations	52303	Meals/Food/Refreshments	382	439	0	0	0
01352000	Patrol Administration	52303	Meals/Food/Refreshments	1,390	1,114	0	0	0
01352402	Police Patrol - K9	52303	Meals/Food/Refreshments	0	20	0	0	0
01352403	Police Patrol - Traffic	52303	Meals/Food/Refreshments	0	199	0	0	0
01352404	Patrol Tactical	52303	Meals/Food/Refreshments	0	797	0	0	0
01352408	Police Patrol - Comm Policing	52303	Meals/Food/Refreshments	0	57	0	0	0
01352409	Police Patrol - Training	52303	Meals/Food/Refreshments	0	134	0	0	0
01400000	Municipal Services Admin.	52303	Meals/Food/Refreshments	1,274	954	5,000	5,000	5,000
01401502	Highways & Streets	52303	Meals/Food/Refreshments	498	845	1,500	1,500	1,500
01403500	Facilities	52303	Meals/Food/Refreshments	90	0	400	400	500
01404000	Fleet	52303	Meals/Food/Refreshments	0	0	200	200	200
01500000	Parks & Rec. Administration	52303	Meals/Food/Refreshments	2,438	3,268	0	0	0
01502000	Parks Prog. Administration	52303	Meals/Food/Refreshments	154	56	0	0	0
01506655	Art & Wine Fair	52303	Meals/Food/Refreshments	999	0	400	400	400
80405000	Stormwater Administration	52303	Meals/Food/Refreshments	55	0	2,100	2,100	2,100
80405500	Stormwater Maintenance	52303	Meals/Food/Refreshments	140	199	1,000	1,000	1,000
			Object Total	33,953	29,866	34,216	34,216	34,216
01010000	Governing Body	52304	Training/Mtgs - Registration	5,961	3,115	6,500	6,500	6,500
01011000	City Administrator	52304	Training/Mtgs - Registration	4,167	3,499	6,000	6,000	6,000
01012000	Communications	52304	Training/Mtgs - Registration	1,650	1,675	3,200	3,200	3,200

ORG	ORG DESCRIPTION	OBJ	DESCRIPTION	2016	2017	2018	2018	2019
				ACTUAL	ACTUAL	ORIGINAL BUDGET	REVISED BUDGET	BUDGET
1013000	Municipal Court	52304	Training/Mtgs - Registration	2,693	2,329	6,260	6,260	6,260
01014000	City Clerk	52304	Training/Mtgs - Registration	0	789	2,000	2,000	2,000
01015000	Public Market	52304	Training/Mtgs - Registration	0	540	0	0	0
01100000	Finance	52304	Training/Mtgs - Registration	3,323	2,944	5,000	5,000	5,000
01110000	Human Resources	52304	Training/Mtgs - Registration	9,921	5,792	0	0	0
01111011	Recruiting	52304	Training/Mtgs - Registration	295	0	0	0	0
01150000	EST Administration	52304	Training/Mtgs - Registration	3,450	3,370	7,000	7,000	7,000
01150012	EST Support Services	52304	Training/Mtgs - Registration	4,115	2,720	5,000	5,000	5,000
01150013	EST Data Analytics	52304	Training/Mtgs - Registration	9,148	8,545	10,000	10,000	10,000
01150014	EST Infrastructure	52304	Training/Mtgs - Registration	4,240	6,457	6,000	6,000	6,000
01180000	Legal	52304	Training/Mtgs - Registration	8,263	3,468	8,450	8,450	8,450
01181000	Prosecution	52304	Training/Mtgs - Registration	1,620	719	1,950	1,950	1,800
01200000	CD Administration	52304	Training/Mtgs - Registration	4,259	4,089	0	0	0
01202000	Building Inspection	52304	Training/Mtgs - Registration	235	1,738	0	0	0
01203000	Land Use	52304	Training/Mtgs - Registration	2,275	2,788	0	0	0
01204000	Engineering	52304	Training/Mtgs - Registration	10,529	7,550	0	0	0
01350000	Police Administration	52304	Training/Mtgs - Registration	17,402	36,862	0	0	0
01351000	Police Investigations	52304	Training/Mtgs - Registration	8,494	4,260	0	0	0
01352000	Patrol Administration	52304	Training/Mtgs - Registration	56,338	32,959	0	0	0
01352011	Police Patrol - Recruiting	52304	Training/Mtgs - Registration	0	35	0	0	0
01352307	Police Patrol - Bike	52304	Training/Mtgs - Registration	0	1,198	0	0	0
01352402	Police Patrol - K9	52304	Training/Mtgs - Registration	0	950	0	0	0
01352403	Police Patrol - Traffic	52304	Training/Mtgs - Registration	0	493	0	0	0
01352404	Patrol Tactical	52304	Training/Mtgs - Registration	0	6,665	0	0	0
01352405	Police Patrol - ACO	52304	Training/Mtgs - Registration	0	700	0	0	0
01352406	Police Patrol - SRO	52304	Training/Mtgs - Registration	0	570	0	0	0
01352407	Police Patrol - Firearms	52304	Training/Mtgs - Registration	0	430	0	0	0
01352408	Police Patrol - Comm Policing	52304	Training/Mtgs - Registration	0	2,976	0	0	0
01352409	Police Patrol - Training	52304	Training/Mtgs - Registration	0	5,119	0	0	0
01400000	Municipal Services Admin.	52304	Training/Mtgs - Registration	2,934	3,908	4,500	4,500	4,500
01401502	Highways & Streets	52304	Training/Mtgs - Registration	3,925	4,735	8,300	8,300	8,300
01402504	Traffic	52304	Training/Mtgs - Registration	500	680	2,000	2,000	3,500
01403500	Facilities	52304	Training/Mtgs - Registration	1,324	1,000	6,000	6,000	2,000
01404000	Fleet	52304	Training/Mtgs - Registration	5,154	3,035	5,600	5,600	5,600
01500000	Parks & Rec. Administration	52304	Training/Mtgs - Registration	2,743	3,935	0	0	0
01501000	Parks Maint. Administration	52304	Training/Mtgs - Registration	300	0	0	0	0
01502000	Parks Prog. Administration	52304	Training/Mtgs - Registration	5,606	5,128	0	0	0
01509646	Swimming Pools	52304	Training/Mtgs - Registration	981	5,599	5,823	5,823	5,823
80405000	Stormwater Administration	52304	Training/Mtgs - Registration	125	1,651	2,400	2,400	2,400
80405500	Stormwater Maintenance	52304	Training/Mtgs - Registration	2,620	4,523	3,500	3,500	4,000
82509661	Rec Center Pools	52304	Training/Mtgs - Registration	0	765	6,753	6,753	6,753
Object Total				184,589	190,303	112,236	112,236	110,086
01010000	Governing Body	52306	Training/Travel - Airline	1,380	3,935	7,500	7,500	7,500
01011000	City Administrator	52306	Training/Travel - Airline	784	1,069	5,000	5,000	5,000
01012000	Communications	52306	Training/Travel - Airline	767	375	2,250	2,250	2,250
01013000	Municipal Court	52306	Training/Travel - Airline	0	694	1,200	1,200	1,200
01014000	City Clerk	52306	Training/Travel - Airline	0	0	1,000	1,000	1,000
01100000	Finance	52306	Training/Travel - Airline	642	636	3,000	3,000	3,000
01110000	Human Resources	52306	Training/Travel - Airline	1,717	338	0	0	0
01150000	EST Administration	52306	Training/Travel - Airline	600	910	3,000	3,000	3,000
01150012	EST Support Services	52306	Training/Travel - Airline	588	0	1,000	1,000	1,000
01150013	EST Data Analytics	52306	Training/Travel - Airline	2,825	2,208	3,500	3,500	3,500
01150014	EST Infrastructure	52306	Training/Travel - Airline	1,284	2,271	2,500	2,500	2,500
01180000	Legal	52306	Training/Travel - Airline	2,388	1,514	3,200	3,200	3,200
01181000	Prosecution	52306	Training/Travel - Airline	442	305	1,650	1,650	1,500
01200000	CD Administration	52306	Training/Travel - Airline	578	1,112	0	0	0
01203000	Land Use	52306	Training/Travel - Airline	1,058	750	0	0	0
01204000	Engineering	52306	Training/Travel - Airline	3,213	555	0	0	0
01350000	Police Administration	52306	Training/Travel - Airline	6,477	7,493	0	0	0
01351000	Police Investigations	52306	Training/Travel - Airline	2,274	1,569	0	0	0
01352000	Patrol Administration	52306	Training/Travel - Airline	14,567	6,779	0	0	0
01352402	Police Patrol - K9	52306	Training/Travel - Airline	0	870	0	0	0
01352404	Patrol Tactical	52306	Training/Travel - Airline	0	150	0	0	0
01352406	Police Patrol - SRO	52306	Training/Travel - Airline	0	378	0	0	0
01352407	Police Patrol - Firearms	52306	Training/Travel - Airline	0	1,668	0	0	0
01352408	Police Patrol - Comm Policing	52306	Training/Travel - Airline	0	572	0	0	0
01352409	Police Patrol - Training	52306	Training/Travel - Airline	0	328	0	0	0
01400000	Municipal Services Admin.	52306	Training/Travel - Airline	718	462	2,000	2,000	2,000
01401502	Highways & Streets	52306	Training/Travel - Airline	0	0	2,000	2,000	2,000
01402504	Traffic	52306	Training/Travel - Airline	0	0	600	600	600
01403500	Facilities	52306	Training/Travel - Airline	0	0	1,000	1,000	1,000
01404000	Fleet	52306	Training/Travel - Airline	0	0	2,800	2,800	2,800

ORG	ORG DESCRIPTION	OBJ	DESCRIPTION	2016	2017	2018	2018	2019
				ACTUAL	ACTUAL	ORIGINAL BUDGET	REVISED BUDGET	BUDGET
01500000	Parks & Rec. Administration	52306	Training/Travel - Airline	864	1,049	0	0	0
01501000	Parks Maint. Administration	52306	Training/Travel - Airline	288	0	0	0	0
01502000	Parks Prog. Administration	52306	Training/Travel - Airline	1,348	2266	0	0	0
80405000	Stormwater Administration	52306	Training/Travel - Airline	1,636	246	3,000	3,000	3,000
80405500	Stormwater Maintenance	52306	Training/Travel - Airline	0	231	1,200	1,200	1,200
			Object Total	46,439	40,733	47,400	47,400	47,250
01010000	Governing Body	52308	Training/Travel - Mileage	495	619	950	950	950
01011000	City Administrator	52308	Training/Travel - Mileage	345	205	400	400	400
01100000	Finance	52308	Training/Travel - Mileage	0	64	200	200	200
01012000	Communications	52308	Training/Travel - Mileage	0	32	200	200	200
01013000	Municipal Court	52308	Training/Travel - Mileage	114	80	0	0	0
01110000	Human Resources	52308	Training/Travel - Mileage	0	32	0	0	0
01111011	Recruiting	52308	Training/Travel - Mileage	726	0	0	0	0
01150000	EST Administration	52308	Training/Travel - Mileage	32	0	100	100	100
01150012	EST Support Services	52308	Training/Travel - Mileage	0	130	50	50	50
01150013	EST Data Analytics	52308	Training/Travel - Mileage	97	32	300	300	300
01150014	EST Infrastructure	52308	Training/Travel - Mileage	32	26	200	200	200
01180000	Legal	52308	Training/Travel - Mileage	0	0	1,728	1,728	1,728
01181000	Prosecution	52308	Training/Travel - Mileage	197	0	1,760	1,760	1,760
01350000	Police Administration	52308	Training/Travel - Mileage	943	0	0	0	0
01351000	Police Investigations	52308	Training/Travel - Mileage	895	0	0	0	0
01352000	Patrol Administration	52308	Training/Travel - Mileage	665	689	0	0	0
01400000	Municipal Services Admin.	52308	Training/Travel - Mileage	0	0	200	200	200
01500000	Parks & Rec. Administration	52308	Training/Travel - Mileage	73	117	0	0	0
01502000	Parks Prog. Administration	52308	Training/Travel - Mileage	310	43	0	0	0
80405000	Stormwater Administration	52308	Training/Travel - Mileage	201	0	0	0	0
			Object Total	5,125	2,069	6,088	6,088	6,088
01010000	Governing Body	52310	Training/Travel - Parking	249	289	500	500	500
01011000	City Administrator	52310	Training/Travel - Parking	134	25	400	400	400
01012000	Communications	52310	Training/Travel - Parking	151	67	200	200	200
01013000	Municipal Court	52310	Training/Travel - Parking	0	30	0	0	0
01014000	City Clerk	52310	Training/Travel - Parking	0	10	0	0	0
01015000	Public Market	52310	Training/Travel - Parking	0	60	0	0	0
01110000	Human Resources	52310	Training/Travel - Parking	197	7	0	0	0
01100000	Finance	52310	Training/Travel - Parking	60	30	400	400	400
01150000	EST Administration	52310	Training/Travel - Parking	90	122	100	100	100
01150012	EST Support Services	52310	Training/Travel - Parking	98	0	60	60	60
01150013	EST Data Analytics	52310	Training/Travel - Parking	289	218	300	300	300
01150014	EST Infrastructure	52310	Training/Travel - Parking	83	112	300	300	300
01180000	Legal	52310	Training/Travel - Parking	180	105	250	250	250
01181000	Prosecution	52310	Training/Travel - Parking	0	0	200	200	200
01200000	CD Administration	52310	Training/Travel - Parking	97	39	0	0	0
01202000	Building Inspection	52310	Training/Travel - Parking	26	15	0	0	0
01203000	Land Use	52310	Training/Travel - Parking	92	66	0	0	0
01204000	Engineering	52310	Training/Travel - Parking	127	150	0	0	0
01350000	Police Administration	52310	Training/Travel - Parking	69	63	0	0	0
01351000	Police Investigations	52310	Training/Travel - Parking	131	54	0	0	0
01352000	Patrol Administration	52310	Training/Travel - Parking	171	124	0	0	0
01400000	Municipal Services Admin.	52310	Training/Travel - Parking	38	91	150	150	150
01401502	Highways & Streets	52310	Training/Travel - Parking	0	8	100	100	100
01402504	Traffic	52310	Training/Travel - Parking	0	0	50	50	50
01403500	Facilities	52310	Training/Travel - Parking	0	0	100	100	100
01502000	Parks Prog. Administration	52310	Training/Travel - Parking	44	60	0	0	0
80405000	Stormwater Administration	52310	Training/Travel - Parking	45	30	300	300	300
80405500	Stormwater Maintenance	52310	Training/Travel - Parking	38	38	100	100	100
			Object Total	2,406	1,813	3,510	3,510	3,510
01010000	Governing Body	52312	Training/Travel - Taxi	242	383	750	750	750
01011000	City Administrator	52312	Training/Travel - Taxi	112	29	500	500	500
01012000	Communications	52312	Training/Travel - Taxi	67	157	200	200	200
01100000	Finance	52312	Training/Travel - Taxi	8	98	300	300	300
01110000	Human Resources	52312	Training/Travel - Taxi	200	0	0	0	0
01111011	Recruiting	52312	Training/Travel - Taxi	23	0	0	0	0
01150000	EST Administration	52312	Training/Travel - Taxi	175	232	130	130	130
01150012	EST Support Services	52312	Training/Travel - Taxi	21	0	100	100	100
01150013	EST Data Analytics	52312	Training/Travel - Taxi	171	140	200	200	200
01150014	EST Infrastructure	52312	Training/Travel - Taxi	97	70	550	550	550
01180000	Legal	52312	Training/Travel - Taxi	313	286	350	350	350
01181000	Prosecution	52312	Training/Travel - Taxi	22	20	100	100	100
01200000	CD Administration	52312	Training/Travel - Taxi	79	298	0	0	0
01203000	Land Use	52312	Training/Travel - Taxi	78	199	0	0	0

ORG	ORG DESCRIPTION	OBJ	DESCRIPTION	2016	2017	2018	2018	2019
				ACTUAL	ACTUAL	ORIGINAL BUDGET	REVISED BUDGET	BUDGET
01204000	Engineering	52312	Training/Travel - Taxi	197	129	0	0	0
01350000	Police Administration	52312	Training/Travel - Taxi	510	756	0	0	0
01351000	Police Investigations	52312	Training/Travel - Taxi	190	175	0	0	0
01352000	Patrol Administration	52312	Training/Travel - Taxi	455	448	0	0	0
01352404	Patrol Tactical	52312	Training/Travel - Taxi	0	121	0	0	0
01352406	Police Patrol - SRO	52312	Training/Travel - Taxi	0	68	0	0	0
01352408	Police Patrol - Comm Policing	52312	Training/Travel - Taxi	0	32	0	0	0
01400000	Municipal Services Admin.	52312	Training/Travel - Taxi	46	28	100	100	100
01401502	Highways & Streets	52312	Training/Travel - Taxi	0	0	250	250	250
01402504	Traffic	52312	Training/Travel - Taxi	0	0	100	100	100
01403500	Facilities	52312	Training/Travel - Taxi	0	0	250	250	250
01404000	Fleet	52312	Training/Travel - Taxi	0	0	200	200	200
01502000	Parks Prog. Administration	52312	Training/Travel - Taxi	389	82	0	0	0
80405000	Stormwater Administration	52312	Training/Travel - Taxi	0	57	300	300	300
80405500	Stormwater Maintenance	52312	Training/Travel - Taxi	41	50	200	200	200
			Object Total	3,435	3,858	4,580	4,580	4,580
01010000	Governing Body	52314	Training/Travel - Tolls	17	-2	500	500	500
01011000	City Administrator	52314	Training/Travel - Tolls	24	6	350	350	350
01012000	Communications	52314	Training/Travel - Tolls	0	0	100	100	100
01013000	Municipal Court	52314	Training/Travel - Tolls	15	6	0	0	0
01014000	City Clerk	52314	Training/Travel - Tolls	0	9	0	0	0
01100000	Finance	52314	Training/Travel - Tolls	13	20	100	100	100
01110000	Human Resources	52314	Training/Travel - Tolls	15	0	0	0	0
01150000	EST Administration	52314	Training/Travel - Tolls	0	1	0	0	0
01180000	Legal	52314	Training/Travel - Tolls	12	21	200	200	200
01181000	Prosecution	52314	Training/Travel - Tolls	8	0	100	100	100
01200000	CD Administration	52314	Training/Travel - Tolls	34	77	0	0	0
01202000	Building Inspection	52314	Training/Travel - Tolls	6	0	0	0	0
01204000	Engineering	52314	Training/Travel - Tolls	387	42	0	0	0
01350000	Police Administration	52314	Training/Travel - Tolls	77	117	0	0	0
01351000	Police Investigations	52314	Training/Travel - Tolls	129	67	0	0	0
01352000	Patrol Administration	52314	Training/Travel - Tolls	202	109	0	0	0
01352402	Police Patrol - K9	52314	Training/Travel - Tolls	0	12	0	0	0
01352409	Police Patrol - Training	52314	Training/Travel - Tolls	0	13	0	0	0
01400000	Municipal Services Admin.	52314	Training/Travel - Tolls	3	0	50	50	50
01401502	Highways & Streets	52314	Training/Travel - Tolls	0	6	100	100	100
01402504	Traffic	52314	Training/Travel - Tolls	0	0	100	100	100
01403500	Facilities	52314	Training/Travel - Tolls	42	6	50	50	50
01404000	Fleet	52314	Training/Travel - Tolls	4	0	0	0	0
01500000	Parks & Rec. Administration	52314	Training/Travel - Tolls	0	6	0	0	0
01502000	Parks Prog. Administration	52314	Training/Travel - Tolls	6	12	0	0	0
80405000	Stormwater Administration	52314	Training/Travel - Tolls	0	0	350	350	350
80405500	Stormwater Maintenance	52314	Training/Travel - Tolls	11	43	50	50	50
			Object Total	1,003	571	2,050	2,050	2,050
01010000	Governing Body	52316	Training/Travel - Lodging	4,652	6,804	10,000	10,000	10,000
01011000	City Administrator	52316	Training/Travel - Lodging	760	2,899	7,500	7,500	7,500
01012000	Communications	52316	Training/Travel - Lodging	1,396	460	2,800	2,800	2,800
01013000	Municipal Court	52316	Training/Travel - Lodging	1,926	1,471	3,000	3,000	3,000
01014000	City Clerk	52316	Training/Travel - Lodging	0	587	1,500	1,500	1,500
01100000	Finance	52316	Training/Travel - Lodging	1,283	1,387	4,000	4,000	4,000
01110000	Human Resources	52316	Training/Travel - Lodging	5,166	488	0	0	0
01111011	Recruiting	52316	Training/Travel - Lodging	1,199	0	0	0	0
01150000	EST Administration	52316	Training/Travel - Lodging	3,584	3,222	4,000	4,000	4,000
01150012	EST Support Services	52316	Training/Travel - Lodging	4,051	0	2,000	2,000	2,000
01150013	EST Data Analytics	52316	Training/Travel - Lodging	10,516	5,580	11,000	11,000	11,000
01150014	EST Infrastructure	52316	Training/Travel - Lodging	2,849	8,869	10,000	10,000	10,000
01180000	Legal	52316	Training/Travel - Lodging	6,738	1,018	7,050	7,050	6,550
01181000	Prosecution	52316	Training/Travel - Lodging	1,076	1,390	1,650	1,650	1,650
01200000	CD Administration	52316	Training/Travel - Lodging	2,597	2,834	0	0	0
01202000	Building Inspection	52316	Training/Travel - Lodging	0	745	0	0	0
01203000	Land Use	52316	Training/Travel - Lodging	3,170	3,913	0	0	0
01204000	Engineering	52316	Training/Travel - Lodging	6,343	8,103	0	0	0
01350000	Police Administration	52316	Training/Travel - Lodging	12,074	11,658	0	0	0
01351000	Police Investigations	52316	Training/Travel - Lodging	8,076	2,830	0	0	0
01352000	Patrol Administration	52316	Training/Travel - Lodging	25,582	14,284	0	0	0
01352307	Police Patrol - Bike	52316	Training/Travel - Lodging	0	758	0	0	0
01352402	Police Patrol - K9	52316	Training/Travel - Lodging	0	576	0	0	0
01352403	Police Patrol - Traffic	52316	Training/Travel - Lodging	0	326	0	0	0
01352404	Patrol Tactical	52316	Training/Travel - Lodging	0	5,168	0	0	0
01352406	Police Patrol - SRO	52316	Training/Travel - Lodging	0	1,056	0	0	0
01352407	Police Patrol - Firearms	52316	Training/Travel - Lodging	0	1,902	0	0	0

ORG	ORG DESCRIPTION	OBJ	DESCRIPTION	2016	2017	2018	2018	2019
				ACTUAL	ACTUAL	ORIGINAL BUDGET	REVISED BUDGET	BUDGET
01352408	Police Patrol - Comm Policing	52316	Training/Travel - Lodging	0	1,625	0	0	0
01352409	Police Patrol - Training	52316	Training/Travel - Lodging	0	936	0	0	0
01400000	Municipal Services Admin.	52316	Training/Travel - Lodging	1,675	1,721	5,000	5,000	5,000
01401502	Highways & Streets	52316	Training/Travel - Lodging	0	660	4,000	4,000	4,000
01402504	Traffic	52316	Training/Travel - Lodging	0	0	1,900	1,900	1,900
01403500	Facilities	52316	Training/Travel - Lodging	0	0	2,500	2,500	2,000
01404000	Fleet	52316	Training/Travel - Lodging	2,088	521	4,000	4,000	4,000
01500000	Parks & Rec. Administration	52316	Training/Travel - Lodging	1,961	1,475	0	0	0
01502000	Parks Prog. Administration	52316	Training/Travel - Lodging	3,292	3,127	0	0	0
80405000	Stormwater Administration	52316	Training/Travel - Lodging	1,503	685	3,600	3,600	3,600
80405500	Stormwater Maintenance	52316	Training/Travel - Lodging	2,476	1,400	2,225	2,225	3,000
Object Total				116,031	100,478	87,725	87,725	87,500
01010000	Governing Body	52318	Training/Travel - Rental Car	0	0	700	700	700
01011000	City Administrator	52318	Training/Travel - Rental Car	0	480	400	400	400
01012000	Communications	52318	Training/Travel - Rental Car	0	0	185	185	185
01110000	Human Resources	52318	Training/Travel - Rental Car	338	0	0	0	0
01111011	Recruiting	52318	Training/Travel - Rental Car	315	0	0	0	0
01150012	EST Support Services	52318	Training/Travel - Rental Car	77	0	0	0	0
01180000	Legal	52318	Training/Travel - Rental Car	0	0	265	265	265
01181000	Prosecution	52318	Training/Travel - Rental Car	0	0	220	220	220
01202000	Building Inspection	52318	Training/Travel - Rental Car	0	219	0	0	0
01350000	Police Administration	52318	Training/Travel - Rental Car	0	52	0	0	0
01352000	Patrol Administration	52318	Training/Travel - Rental Car	1,245	441	0	0	0
01352404	Patrol Tactical	52318	Training/Travel - Rental Car	0	463	0	0	0
01352407	Police Patrol - Firearms	52318	Training/Travel - Rental Car	0	390	0	0	0
01352409	Police Patrol - Training	52318	Training/Travel - Rental Car	0	331	0	0	0
Object Total				1,975	2,376	1,770	1,770	1,770
01011000	City Administrator	52320	Training/Mtgs - Hosted by City	445	-275	1,400	1,400	1,400
01012000	Communications	52320	Training/Mtgs - Hosted by City	0	138	0	0	0
01013000	Municipal Court	52320	Training/Mtgs - Hosted by City	1,448	672	2,000	2,000	2,000
01100000	Finance	52320	Training/Mtgs - Hosted by City	515	0	0	0	0
01110000	Human Resources	52320	Training/Mtgs - Hosted by City	27,800	29,283	30,000	30,000	30,000
01150013	EST Data Analytics	52320	Training/Mtgs - Hosted by City	0	0	200	200	200
01180000	Legal	52320	Training/Mtgs - Hosted by City	399	679	500	500	1,000
01200000	CD Administration	52320	Training/Mtgs - Hosted by City	622	0	0	0	0
01201000	Community Standards	52320	Training/Mtgs - Hosted by City	14	0	0	0	0
01204000	Engineering	52320	Training/Mtgs - Hosted by City	173.71	246	0	0	0
01350000	Police Administration	52320	Training/Mtgs - Hosted by City	0	7,000	0	0	0
01380000	Emergency Management	52320	Training/Mtgs - Hosted by City	0	0	0	0	5,000
01400000	Municipal Services Admin.	52320	Training/Mtgs - Hosted by City	0	1,000	1,000	1,000	1,000
01401502	Highways & Streets	52320	Training/Mtgs - Hosted by City	0	2,150	5,400	5,400	4,400
01403500	Facilities	52320	Training/Mtgs - Hosted by City	0	2,000	1,000	1,000	1,000
01404000	Fleet	52320	Training/Mtgs - Hosted by City	0	0	250	250	250
01500000	Parks & Rec. Administration	52320	Training/Mtgs - Hosted by City	0	0	3,335	3,335	3,335
01501000	Parks Maint. Administration	52320	Training/Mtgs - Hosted by City	0	0	53	53	53
01502000	Parks Prog. Administration	52320	Training/Mtgs - Hosted by City	0	0	875	875	875
28500652	Legler Barn	52320	Training/Mtgs - Hosted by City	0	0	358	358	358
80405500	Stormwater Maintenance	52320	Training/Mtgs - Hosted by City	0	0	100	100	100
Object Total				31,417	42,893	46,471	46,471	50,971
01010000	Governing Body	52322	Training - Materials	0	82	500	500	500
01011000	City Administrator	52322	Training - Materials	74	20	300	300	300
01012000	Communications	52322	Training - Materials	0	0	135	135	135
01015000	Public Market	52322	Training - Materials	0	345	0	0	0
01100000	Finance	52322	Training - Materials	239	0	100	100	100
01110000	Human Resources	52322	Training - Materials	4,864	3,445	15,000	15,000	15,000
01150000	EST Administration	52322	Training - Materials	18,858	7,765	15,000	15,000	15,000
01150012	EST Support Services	52322	Training - Materials	2,599	7,850	4,000	4,000	4,000
01150013	EST Data Analytics	52322	Training - Materials	1,279	0	0	0	0
01150014	EST Infrastructure	52322	Training - Materials	29,539	1,566	10,000	10,000	10,000
01180000	Legal	52322	Training - Materials	0	0	150	150	150
01202000	Building Inspection	52322	Training - Materials	133	625	0	0	0
01204000	Engineering	52322	Training - Materials	29	30	0	0	0
01350000	Police Administration	52322	Training - Materials	0	325	0	0	0
01351000	Police Investigations	52322	Training - Materials	1,222	0	0	0	0
01352000	Patrol Administration	52322	Training - Materials	0	573	0	0	0
01352307	Police Patrol - Bike	52322	Training - Materials	0	30	0	0	0
01352409	Police Patrol - Training	52322	Training - Materials	0	270	0	0	0
01400000	Municipal Services Admin.	52322	Training - Materials	0	0	300	300	300
01401502	Highways & Streets	52322	Training - Materials	74	127	1,200	1,200	1,200
01402504	Traffic	52322	Training - Materials	0	0	500	500	0

ORG	ORG DESCRIPTION	OBJ	DESCRIPTION	2016	2017	2018	2018	2019
				ACTUAL	ACTUAL	ORIGINAL BUDGET	REVISED BUDGET	BUDGET
01403500	Facilities	52322	Training - Materials	0	0	1,500	1,500	1,000
01404000	Fleet	52322	Training - Materials	0	52	0	0	500
80405500	Stormwater Maintenance	52322	Training - Materials	166	35	0	0	0
			Object Total	59,077	23,140	48,685	48,685	48,185
01010000	Governing Body	52324	Mileage - Other	0	37	500	500	500
01011000	City Administrator	52324	Mileage - Other	0	17	0	0	0
01012000	Communications	52324	Mileage - Other	0	0	135	135	135
01014000	City Clerk	52324	Mileage - Other	0	22	0	0	0
01110000	Human Resources	52324	Mileage - Other	64	0	0	0	0
01150000	EST Administration	52324	Mileage - other	0	30	0	0	0
01150013	EST Data Analytics	52324	Mileage - Other	31	0	0	0	0
01180000	Legal	52324	Mileage - Other	6	28	0	0	100
01202000	Building Inspection	52324	Mileage - Other	0	97	0	0	0
01204000	Engineering	52324	Mileage - Other	51	58	0	0	0
01350000	Police Administration	52324	Mileage - Other	278	511	0	0	0
01351000	Police Investigations	52324	Mileage - Other	0	240	0	0	0
01352000	Patrol Administration	52324	Mileage - Other	2,559	820	0	0	0
01352402	Police Patrol - K9	52324	Mileage - Other	0	59	0	0	0
01352403	Police Patrol - Traffic	52324	Mileage - Other	0	153	0	0	0
01352404	Patrol Tactical	52324	Mileage - Other	0	44	0	0	0
01352406	Police Patrol - SRO	52324	Mileage - Other	0	33	0	0	0
01352407	Police Patrol - Firearms	52324	Mileage - Other	0	26	0	0	0
01352409	Police Patrol - Training	52324	Mileage - Other	0	57	0	0	0
80405000	Stormwater Administration	52324	Mileage - Other	78	0	0	0	0
			Object Total	3,068	2,232	635	635	735
01150013	EST Data Analytics	52400	Maintenance Agreement	0	0	0	0	9,000
01100000	Finance	52400	Maintenance Agreement	229	723	1,000	1,000	1,000
01350000	Police Administration	52400	Maintenance Agreement	236,912	193,234	222,000	222,000	222,000
01406000	Parking Structure	52400	Maintenance Agreement	0	0	10,000	10,000	10,000
01501000	Parks Maint. Administration	52400	Maintenance Agreement	140,241	143,810	145,239	145,239	159,936
			Object Total	377,382	337,767	378,239	378,239	401,936
01403500	Facilities	52415	Maint Agrmnt - Equipment	17,933	15,353	25,000	25,000	80,000
			Object Total	17,933	15,353	25,000	25,000	80,000
01501500	Parks Maint. Facilities	52420	Maint Agrmnt - Facility	81,625	69,921	91,380	91,380	116,580
			Object Total	81,625	69,921	91,380	91,380	116,580
01402503	Street Lights	52431	Maint Agrmnt - Street Lights	0	1,240	2,000	2,000	302,000
			Object Total	0	1,240	2,000	2,000	302,000
01150014	EST Infrastructure	52440	Maint Agrmnt - LAN Software	116,420	101,310	120,000	120,000	120,000
			Object Total	116,420	101,310	120,000	120,000	120,000
01150012	EST Support Services	52444	Maint Agrmnt - PC Software	241,346	220,353	270,000	270,000	270,000
01150013	EST Data Analytics	52444	Maint Agrmnt - PC Software	37,206	54,000	50,000	50,000	50,000
			Object Total	278,552	274,353	320,000	320,000	320,000
01150012	EST Support Services	52446	Maint Agrmnt - Server Software	92,239	92,848	120,000	120,000	120,000
01150013	EST Data Analytics	52446	Maint Agrmnt - Server Software	132,707	142,467	130,000	130,000	130,000
01150014	EST Infrastructure	52446	Maint Agrmnt - Server Software	53,626	66,383	60,000	60,000	100,000
			Object Total	278,572	301,698	310,000	310,000	350,000
01150014	EST Infrastructure	52448	Maint Agrmnt - Servers	38,377	64,636	70,000	70,000	70,000
			Object Total	38,377	64,636	70,000	70,000	70,000
01150012	EST Support Services	52454	Maint Agrmnt - Other Software	18,656	13,846	25,000	25,000	25,000
01150013	EST Data Analytics	52454	Maint Agrmnt - Other Software	38,976	11,116	17,000	17,000	17,000
01150014	EST Infrastructure	52454	Maint Agrmnt - Other Software	750	0	1,000	1,000	1,000
01403500	Facilities	52454	Maint Agrmnt - Other Software	10,887	14,437	14,000	14,000	20,000
			Object Total	69,270	39,399	57,000	57,000	63,000
01350000	Police Administration	52500	Utility Service	44,191	31,867	43,208	43,208	43,208
01350401	Police Towers	52500	Utility Service	0	360	4,752	4,752	4,752
28500652	Legler Barn	52500	Utility Service	87	0	0	0	0
82502659	Rec Center Support Services	52500	Utility Service	0	0	320,000	0	0
			Object Total	44,278	32,227	367,960	47,960	47,960
01150012	EST Support Services	52505	Cable	2,553	2,171	10,000	10,000	10,000
			Object Total	2,553	2,171	10,000	10,000	10,000

ORG	ORG DESCRIPTION	OBJ	DESCRIPTION	2016	2017	2018	2018	2019
				ACTUAL	ACTUAL	ORIGINAL BUDGET	REVISED BUDGET	BUDGET
01402503	Street Lights	52510	Electricity	459,895	400,851	450,000	450,000	400,000
01402504	Traffic	52510	Electricity	53,907	62,627	80,000	80,000	80,000
01403500	Facilities	52510	Electricity	841,344	844,488	990,000	990,000	990,000
01509647	Ad Astra Pool	52510	Electricity	0	8,697	2,274	2,274	2,274
01509648	Flat Rock Creek Pool	52510	Electricity	0	6,623	1,024	1,024	1,024
01509649	Indian Trails Pool	52510	Electricity	0	18,788	4,224	4,224	4,224
82500001	Rec Center Administration	52510	Electricity	0	107,195	0	0	0
82501001	Rec Center Facilities	52510	Electricity	0	0	0	262,400	262,400
			Object Total	1,355,146	1,449,269	1,527,522	1,789,922	1,739,922
01403500	Facilities	52515	Gas	64,503	114,609	160,000	160,000	160,000
01509647	Ad Astra Pool	52515	Gas	0	551	87	87	87
01509649	Indian Trails Pool	52515	Gas	0	548	0	0	0
82500001	Rec Center Administration	52515	Gas	0	21,276	0	0	0
82501001	Rec Center Facilities	52515	Gas	0	0	0	54,400	54,400
			Object Total	64,503	136,984	160,087	214,487	214,487
80405000	Stormwater Administration	52520	Mobile Devices	0	0	4,500	4,500	4,500
			Object Total	0	0	4,500	4,500	4,500
01015000	Public Market	52525	Other Utilities	0	1,236	30,000	30,000	30,000
			Object Total	0	1,236	30,000	30,000	30,000
01150012	EST Support Services	52530	Telephone	36,684	10,941	7,000	7,000	7,000
01180000	Legal	52530	Telephone	0	0	100	100	100
01150000	EST Administration	52530	Telephone	153	22,908	0	0	0
01350000	Police Administration	52530	Telephone	0	1,042	16,000	16,000	16,000
01500000	Parks & Rec. Administration	52530	Telephone	0	0	11,911	11,911	11,911
01501000	Parks Maint. Administration	52530	Telephone	0	0	9,335	9,335	9,335
01501612	Parks Support Services	52530	Telephone	0	0	172	172	172
01502000	Parks Prog. Administration	52530	Telephone	0	0	1,247	1,247	1,247
01502613	Thompson Barn	52530	Telephone	295	15,000	15,866	15,866	15,866
01509647	Ad Astra Pool	52530	Telephone	0	0	792	792	792
01509648	Flat Rock Creek Pool	52530	Telephone	0	0	745	745	745
01509649	Indian Trails Pool	52530	Telephone	0	0	728	728	728
28500652	Legler Barn	52530	Telephone	458	0	1,735	1,735	1,735
			Object Total	37,590	49,891	54,911	54,911	54,911
01403500	Facilities	52535	Trash	19,426	33,243	26,000	26,000	45,000
01509647	Ad Astra Pool	52535	Trash	0	215	0	0	0
01509649	Indian Trails Pool	52535	Trash	0	214	77	77	77
			Object Total	19,426	33,672	26,077	26,077	45,077
01015000	Public Market	52540	Wastewater	0	290	0	0	0
01403500	Facilities	52540	Wastewater	54,566	53,243	60,000	60,000	70,000
01509647	Ad Astra Pool	52540	Wastewater	0	7,972	0	0	0
01509648	Flat Rock Creek Pool	52540	Wastewater	0	834	0	0	0
01509649	Indian Trails Pool	52540	Wastewater	0	6,937	0	0	0
82500001	Rec Center Administration	52540	Wastewater	0	1,367	0	0	0
			Object Total	54,566	70,643	60,000	60,000	70,000
01403500	Facilities	52545	Water	266,462	216,548	275,000	275,000	275,000
01509647	Ad Astra Pool	52545	Water	0	10,768	1,211	1,211	1,211
01509648	Flat Rock Creek Pool	52545	Water	0	2,267	899	899	899
01509649	Indian Trails Pool	52545	Water	0	29,481	2,406	2,406	2,406
82500001	Rec Center Administration	52545	Water	0	1,683	0	0	0
82501001	Rec Center Facilities	52545	Water	0	0	0	3,200	3,200
			Object Total	266,462	260,747	279,516	282,716	282,716
01150012	EST Support Services	52551	Mobile Device Data Plan	255,440	274,442	259,630	259,630	259,630
01502000	Parks Prog. Administration	52551	Mobile Device Data Plan	0	0	540	540	540
01503610	Farmers Market	52551	Mobile Device Data Plan	0	0	0	0	200
82501001	Rec Center Facilities	52551	Mobile Device Data Plan	0	0	840	840	840
82509661	Rec Center Pools	52551	Mobile Device Data Plan	0	0	540	540	0
			Object Total	255,440	274,442	261,550	261,550	261,210
01150012	EST Support Services	52552	Domain Fee	609	2,245	3,000	3,000	3,000
01150014	EST Infrastructure	52552	Domain Fee	1,193	1,119	1,000	1,000	1,000
			Object Total	1,802	3,364	4,000	4,000	4,000
01350000	Police Administration	52555	Video Transmission	23,707	38,351	100,000	100,000	100,000
			Object Total	23,707	38,351	100,000	100,000	100,000

ORG	ORG DESCRIPTION	OBJ	DESCRIPTION	2016	2017	2018	2018	2019
				ACTUAL	ACTUAL	ORIGINAL BUDGET	REVISED BUDGET	BUDGET
01150012	EST Support Services	52557	Internet Service Provider Object Total	50,349	78,312	60,000	60,000	60,000
01150014	EST Infrastructure	52559	Data Wiring Object Total	9,260	58,237	17,000	17,000	17,000
01150014	EST Infrastructure	52561	Telephone Wiring Object Total	0	0	2,000	2,000	2,000
01150014	EST Infrastructure	52562	Cloud Storage Object Total	171	165	200	200	200
01150014	EST Infrastructure	52563	Computer/Data Processing	0	719	0	0	0
01350000	Police Administration	52563	Computer/Data Processing	64,382	81,826	80,000	80,000	80,000
01402504	Traffic	52563	Computer/Data Processing Object Total	0	0	5,000	5,000	5,000
01150014	EST Infrastructure	52564	LAN Service Object Total	1,874	543	1,000	1,000	1,000
01100000	Finance	52620	Rents/Leases	487	67	0	0	0
01110000	Human Resources	52620	Rents/Leases	63	0	0	0	0
01351000	Police Investigations	52620	Rents/Leases	622	814	2,052	2,052	2,052
01352000	Patrol Administration	52620	Rents/Leases	0	0	1,539	1,539	2,000
01404000	Fleet	52620	Rents/Leases	0	0	20,000	20,000	20,000
01502653	Parks Prog. NGA	52620	Rents/Leases	20	0	7,821	7,821	7,821
01503615	BBQ	52620	Rents/Leases	13,255	12,972	0	0	0
01503625	Spinach Festival	52620	Rents/Leases	5,789	3,779	0	0	0
01506655	Art & Wine Fair	52620	Rents/Leases	6,524	6,759	7,170	7,170	12,170
80405500	Stormwater Maintenance	52620	Rents/Leases	3,654	0	7,000	7,000	7,000
82502659	Rec Center Support Services	52620	Rents/Leases Object Total	0	0	2,000	2,000	2,000
01350000	Police Administration	52622	Rents - Range Object Total	5,334	3,075	13,500	13,500	13,500
01401502	Highways & Streets	52623	Rents - Facilities Object Total	9,600	12,000	10,000	10,000	14,400
01012000	Communications	52624	Rents - Equipment	3,687	1,900	4,000	4,000	4,000
01012002	Civic Center Celebration	52624	Rents - Equipment	0	1,834	0	0	0
01204000	Engineering	52624	Rents - Equipment	0	0	100	100	100
01401502	Highways & Streets	52624	Rents - Equipment	7,200	314	6,000	6,000	6,000
01402504	Traffic	52624	Rents - Equipment	545	575	2,000	2,000	2,000
01403500	Facilities	52624	Rents - Equipment	0	0	1,500	1,500	9,000
01500000	Parks & Rec. Administration	52624	Rents - Equipment	0	0	1,602	1,602	1,602
01501000	Parks Maint. Administration	52624	Rents - Equipment	0	0	1,097	1,097	1,097
01501500	Parks Maint. Facilities	52624	Rents - Equipment	7,641	7,271	9,794	9,794	9,794
01501612	Parks Support Services	52624	Rents - Equipment	8,732	0	10,584	10,584	10,584
01502613	Thompson Barn	52624	Rents - Equipment	3,610	1,705	3,763	3,763	3,763
01503615	BBQ	52624	Rents - Equipment	3,297	7,805	5,855	5,855	5,855
01503616	Chili Challenge	52624	Rents - Equipment	939	1,381	1,736	1,736	1,736
01503620	Freedom Run	52624	Rents - Equipment	1,015	1,015	4,010	4,010	4,010
01503625	Spinach Festival	52624	Rents - Equipment	776	1,440	6,581	6,581	6,581
80405500	Stormwater Maintenance	52624	Rents - Equipment Object Total	612	4,819	14,000	14,000	14,000
01014000	City Clerk	52625	Rents - Other	0	0	400	400	400
01100000	Finance	52625	Rents - Other	156	66	0	0	0
01110000	Human Resources	52625	Rents - Other	0	0	500	500	500
01402503	Street Lights	52625	Rents - Other	76,947	107,950	80,000	80,000	80,000
01404000	Fleet	52625	Rents - Other Object Total	972	1,681	1,600	1,600	1,600
80405500	Stormwater Maintenance	52648	Rents - Lease Vehicles Object Total	14,335	7,835	0	0	0
01100000	Finance	52700	Repair/Maintenance	2,141	420	1,200	1,200	1,200
01202000	Building Inspection	52700	Repair/Maintenance	0	0	500	500	500
01350000	Police Administration	52700	Repair/Maintenance	18,338	1,466	40,745	40,745	40,745
01350401	Police Towers	52700	Repair/Maintenance	0	0	3,780	3,780	3,780
01351000	Police Investigations	52700	Repair/Maintenance	0	0	1,000	1,000	1,000
01352000	Patrol Administration	52700	Repair/Maintenance	0	0	2,052	2,052	2,000

ORG	ORG DESCRIPTION	OBJ	DESCRIPTION	2016	2017	2018	2018	2019
				ACTUAL	ACTUAL	ORIGINAL BUDGET	REVISED BUDGET	BUDGET
01401502	Highways & Streets	52700	Repair/Maintenance	1,626	0	0	0	100,000
01404000	Fleet	52700	Repair/Maintenance	105	0	0	0	0
			Object Total	22,210	1,886	49,277	49,277	149,225
01303500	Fire Logistics Facilities	52702	Repair/Maint - Facilities	11,263	9,707	23,650	23,650	23,650
01404000	Fleet	52702	Repair/Maint - Facilities	1,895	1,259	5,000	5,000	5,000
01406000	Parking Structure	52702	Repair/Maint - Facilities	0	0	20,000	20,000	20,000
01501000	Parks Maint. Administration	52702	Repair/Maint - Facilities	0	0	316	316	316
01501500	Parks Maint. Facilities	52702	Repair/Maint - Facilities	100	780	1,000	1,000	1,000
01501601	Parks Maint. Turf	52702	Repair/Maint - Facilities	241,168	237,929	308,049	308,049	308,049
01501602	Parks Maint. Landscape	52702	Repair/Maint - Facilities	88,392	171,821	171,059	171,059	171,059
01501612	Parks Support Services	52702	Repair/Maint - Facilities	8,631	0	3,950	3,950	3,950
01502613	Thompson Barn	52702	Repair/Maint - Facilities	5,583	5,413	7,273	7,273	72,273
01509646	Swimming Pools	52702	Repair/Maint - Facilities	2,090	0	259	259	259
01509648	Flat Rock Creek Pool	52702	Repair/Maint - Facilities	0	0	776	776	776
80405500	Stormwater Maintenance	52702	Repair/Maint - Facilities	308	28	400	400	400
			Object Total	359,430	426,937	541,732	541,732	606,732
01013000	Municipal Court	52704	Repair/Maint - Equipment	0	0	600	600	600
01303316	Fire Logistics Equipment	52704	Repair/Maint - Equipment	15,596	19,837	27,500	27,500	27,500
01401502	Highways & Streets	52704	Repair/Maint - Equipment	0	0	250	250	250
01402504	Traffic	52704	Repair/Maint - Equipment	1,350	423	2,000	2,000	2,000
01404000	Fleet	52704	Repair/Maint - Equipment	13,666	14,067	15,000	15,000	15,000
01500000	Parks & Rec. Administration	52704	Repair/Maint - Equipment	0	0	96	96	96
01501000	Parks Maint. Administration	52704	Repair/Maint - Equipment	0	0	211	211	211
01501612	Parks Support Services	52704	Repair/Maint - Equipment	2,121	1,958	2,067	2,067	2,067
01509647	Ad Astra Pool	52704	Repair/Maint - Equipment	765	765	974	974	974
01509648	Flat Rock Creek Pool	52704	Repair/Maint - Equipment	765	765	955	955	955
01509649	Indian Trails Pool	52704	Repair/Maint - Equipment	765	1,045	955	955	955
80405500	Stormwater Maintenance	52704	Repair/Maint - Equipment	5,790	10,095	6,000	6,000	7,000
			Object Total	40,818	48,955	56,608	56,608	57,608
01303314	Fire Logistics Vehicles	52706	Repair/Maint - Automotive	31,802	16,597	27,500	27,500	27,500
01350000	Police Administration	52706	Repair/Maint - Automotive	12,738	5,392	34,255	34,255	34,255
01404000	Fleet	52706	Repair/Maint - Automotive	6,833	12,935	27,000	27,000	37,000
80405000	Stormwater Administration	52706	Repair/Maint - Automotive	0	0	1,000	1,000	1,000
			Object Total	51,372	34,924	89,755	89,755	99,755
01501000	Parks Maint. Administration	52708	Repair/Maint - Art	0	0	4,500	4,500	4,500
			Object Total	0	0	4,500	4,500	4,500
01150012	EST Support Services	52710	Repair/Maint - Comp Equip.	0	0	2,000	2,000	2,000
			Object Total	0	0	2,000	2,000	2,000
01150012	EST Support Services	52714	Repair/Maint - Video Trans Equip.	0	0	1,000	1,000	1,000
			Object Total	0	0	1,000	1,000	1,000
01150012	EST Support Services	52718	Repair/Maint - PC & Printers	53,842	73,784	50,000	50,000	50,000
01180000	Legal	52718	Repair/Maint - PC & Printers	0	0	324	324	324
			Object Total	53,842	73,784	50,324	50,324	50,324
01150012	EST Support Services	52719	Repair/Maint - Portable Devices	633	0	100	100	100
			Object Total	633	0	100	100	100
01150014	EST Infrastructure	52720	Repair/Maint - Servers	0	7,497	1,000	1,000	1,000
			Object Total	0	7,497	1,000	1,000	1,000
01012000	Communications	52800	Advertising/Publications	18,385	37,049	21,000	21,000	37,000
01012002	Civic Center Celebration	52800	Advertising/Publications	0	8,813	0	0	0
01013000	Municipal Court	52800	Advertising/Publications	0	0	30	30	30
01014000	City Clerk	52800	Advertising/Publications	8,154	3,734	9,200	9,200	9,200
01015000	Public Market	52800	Advertising/Publications	0	24,389	15,000	15,000	15,000
01100000	Finance	52800	Advertising/Publications	1,439	450	2,500	2,500	2,500
01110000	Human Resources	52800	Advertising/Publications	882	0	0	0	0
01111011	Recruiting	52800	Advertising/Publications	31,031	48,255	51,750	51,750	51,750
01150000	EST Administration	52800	Advertising/Publications	0	0	1,400	1,400	1,400
01180000	Legal	52800	Advertising/Publications	89	251	440	440	440
01181000	Prosecution	52800	Advertising/Publications	71	11	350	350	350
01200000	CD Administration	52800	Advertising/Publications	-36	331	0	0	0
01201000	Community Standards	52800	Advertising/Publications	0	0	1,500	1,500	1,500
01203000	Land Use	52800	Advertising/Publications	43	0	0	0	0
01204000	Engineering	52800	Advertising/Publications	77	0	100	100	100
01350000	Police Administration	52800	Advertising/Publications	99	0	2,500	2,500	2,500

ORG	ORG DESCRIPTION	OBJ	DESCRIPTION	2016	2017	2018	2018	2019
				ACTUAL	ACTUAL	ORIGINAL BUDGET	REVISED BUDGET	BUDGET
01404000	Fleet	52800	Advertising/Publications	0	43	0	0	0
01500000	Parks & Rec. Administration	52800	Advertising/Publications	50	330	0	0	500
01501000	Parks Maint. Administration	52800	Advertising/Publications	0	0	105	105	105
01501601	Parks Maint. Turf	52800	Advertising/Publications	0	0	61	61	61
01502000	Parks Prog. Administration	52800	Advertising/Publications	302	0	15,657	15,657	657
01502613	Thompson Barn	52800	Advertising/Publications	5,110	3,020	4,000	4,000	4,000
01503610	Farmers Market	52800	Advertising/Publications	0	0	0	0	2,500
01503615	BBQ	52800	Advertising/Publications	530	765	676	676	676
01503616	Chili Challenge	52800	Advertising/Publications	472	488	772	772	772
01503617	Community Days	52800	Advertising/Publications	595	639	0	0	0
01503618	Cupids Gem	52800	Advertising/Publications	179	0	203	203	203
01503620	Freedom Run	52800	Advertising/Publications	0	100	227	227	227
01503623	Other Events	52800	Advertising/Publications	0	25	0	0	0
01503624	Bike Ride	52800	Advertising/Publications	567	543	0	0	0
01503625	Spinach Festival	52800	Advertising/Publications	1,058	1,104	927	927	927
01503626	Senior Banquet	52800	Advertising/Publications	0	0	260	260	260
01504629	Senior Programs	52800	Advertising/Publications	0	0	800	800	800
01506654	Get Outdoors	52800	Advertising/Publications	4	0	400	400	400
01506655	Art & Wine Fair	52800	Advertising/Publications	1,300	200	2,100	2,100	2,100
01509646	Swimming Pools	52800	Advertising/Publications	103	600	2,061	2,061	2,061
01509647	Ad Astra Pool	52800	Advertising/Publications	99	790	2,177	2,177	2,177
01509648	Flat Rock Creek Pool	52800	Advertising/Publications	99	790	1,902	1,902	1,902
01509649	Indian Trails Pool	52800	Advertising/Publications	1,187	1,390	2,482	2,482	2,482
28500652	Legler Barn	52800	Advertising/Publications	295	545	1,259	1,259	1,259
80405000	Stormwater Administration	52800	Advertising/Publications	0	0	250	250	250
82500001	Rec Center Administration	52800	Advertising/Publications	0	23,516	32,500	27,500	25,500
82500008	Rec Center Customer Service	52800	Advertising/Publications	0	0	0	5,000	5,000
82503000	Rec Center Rentals & Events	52800	Advertising/Publications	0	1,176	5,100	5,100	5,100
82506000	Rec Center Enrichment	52800	Advertising/Publications	0	236	5,100	5,100	5,100
82506636	Rec Center Camps	52800	Advertising/Publications	0	0	0	0	2,000
82508660	Rec Center Sports	52800	Advertising/Publications	0	149	5,100	5,100	2,000
82509661	Rec Center Pools	52800	Advertising/Publications	0	271	5,100	5,100	5,100
82510000	Rec Center Fitness	52800	Advertising/Publications	0	687	5,100	5,100	5,100
			Object Total	72,187	160,690	200,089	200,089	200,989
01010000	Governing Body	52805	Contingency	5,000	0	10,000	10,000	10,000
			Object Total	5,000	0	10,000	10,000	10,000
01010000	Governing Body	52810	Copying/Printings Services	0	36	150	150	150
01011000	City Administrator	52810	Copying/Printings Services	0	26	100	100	100
01012000	Communications	52810	Copying/Printings Services	36,811	52,876	54,500	54,500	56,500
01012002	Civic Center Celebration	52810	Copying/Printings Services	0	7,065	0	0	0
01013000	Municipal Court	52810	Copying/Printings Services	1,623	5,500	3,865	3,865	3,865
01014000	City Clerk	52810	Copying/Printings Services	0	36	0	0	0
01100000	Finance	52810	Copying/Printings Services	779	364	2,000	2,000	0
01110000	Human Resources	52810	Copying/Printings Services	0	224	550	550	550
01111011	Recruiting	52810	Copying/Printings Services	446	1,246	0	0	0
01150000	EST Administration	52810	Copying/Printings Services	0	180	1,400	1,400	1,400
01150012	EST Support Services	52810	Copying/Printings Services	1,614	386	5,000	5,000	5,000
01180000	Legal	52810	Copying/Printings Services	812	198	1,006	1,006	1,006
01181000	Prosecution	52810	Copying/Printings Services	0	0	286	286	286
01200000	CD Administration	52810	Copying/Printings Services	1,164	577	2,250	2,250	2,250
01201000	Community Standards	52810	Copying/Printings Services	0	0	250	250	250
01202000	Building Inspection	52810	Copying/Printings Services	419	0	250	250	250
01203000	Land Use	52810	Copying/Printings Services	36	0	750	750	750
01204000	Engineering	52810	Copying/Printings Services	216	641	1,500	1,500	1,500
01300000	Fire Administration	52810	Copying/Printings Services	1,113	1,959	755	755	755
01350000	Police Administration	52810	Copying/Printings Services	13,645	15,774	19,000	19,000	19,000
01351000	Police Investigations	52810	Copying/Printings Services	1,295	103	0	0	0
01400000	Municipal Services Admin.	52810	Copying/Printings Services	0	62	0	0	0
01402504	Traffic	52810	Copying/Printings Services	294	268	0	0	300
01403500	Facilities	52810	Copying/Printings Services	547	0	600	600	0
01404000	Fleet	52810	Copying/Printings Services	216	0	500	500	500
01502613	Thompson Barn	52810	Copying/Printings Services	117	257	744	744	744
01503615	BBQ	52810	Copying/Printings Services	0	0	1,802	1,802	1,802
01503620	Freedom Run	52810	Copying/Printings Services	0	0	932	932	932
01507642	Programs - Nature	52810	Copying/Printings Services	0	0	2,500	2,500	0
80405000	Stormwater Administration	52810	Copying/Printings Services	273	0	2,000	2,000	2,000
80405500	Stormwater Maintenance	52810	Copying/Printings Services	0	0	50	50	50
			Object Total	61,421	87,778	102,740	102,740	99,940
01014000	City Clerk	52815	Court/Recording Fees	26	60	400	400	400
01100000	Finance	52815	Court/Recording Fees	61	127	0	0	0

ORG	ORG DESCRIPTION	OBJ	DESCRIPTION	2016	2017	2018	2018	2019
				ACTUAL	ACTUAL	ORIGINAL BUDGET	REVISED BUDGET	BUDGET
01180000	Legal	52815	Court/Recording Fees	869	2,363	921	921	3,000
01181000	Prosecution	52815	Court/Recording Fees	162	0	208	208	208
01200000	CD Administration	52815	Court/Recording Fees	74	35	0	0	0
01201000	Community Standards	52815	Court/Recording Fees	0	64	0	0	0
80405000	Stormwater Administration	52815	Court/Recording Fees	0	0	250	250	250
			Object Total	1,192	2,649	1,779	1,779	3,858
01010000	Governing Body	52820	Dues/Memberships	38,366	43,204	40,000	40,000	40,000
01011000	City Administrator	52820	Dues/Memberships	2,263	2,532	5,000	5,000	5,000
01012000	Communications	52820	Dues/Memberships	242	2,860	1,125	1,125	1,125
01013000	Municipal Court	52820	Dues/Memberships	1,304	780	1,085	1,085	1,085
01014000	City Clerk	52820	Dues/Memberships	134	390	1,000	1,000	1,000
01015000	Public Market	52820	Dues/Memberships	0	450	0	0	0
01100000	Finance	52820	Dues/Memberships	2,383	1,792	2,500	2,500	2,500
01110000	Human Resources	52820	Dues/Memberships	2,331	2,045	2,500	2,500	2,500
01150000	EST Administration	52820	Dues/Memberships	1,614	108	5,000	5,000	5,000
01150012	EST Support Services	52820	Dues/Memberships	99	99	200	200	200
01150013	EST Data Analytics	52820	Dues/Memberships	398	426	0	0	0
01150014	EST Infrastructure	52820	Dues/Memberships	180	180	200	200	200
01180000	Legal	52820	Dues/Memberships	5,814	4,790	6,100	6,100	6,100
01181000	Prosecution	52820	Dues/Memberships	1,060	1,855	1,940	1,940	2,240
01200000	CD Administration	52820	Dues/Memberships	1,378	1,220	2,250	2,250	2,250
01202000	Building Inspection	52820	Dues/Memberships	445	470	1,000	1,000	1,000
01203000	Land Use	52820	Dues/Memberships	4,145	2,689	5,000	5,000	5,000
01204000	Engineering	52820	Dues/Memberships	3,297	3,534	3,500	3,500	3,500
01300000	Fire Administration	52820	Dues/Memberships	15,923	13,556	15,000	15,000	15,000
01350000	Police Administration	52820	Dues/Memberships	7,079	5,812	4,542	4,542	4,542
01351000	Police Investigations	52820	Dues/Memberships	1,269	925	1,898	1,898	1,898
01352000	Patrol Administration	52820	Dues/Memberships	4,040	2,223	3,078	3,078	4,000
01352402	Police Patrol - K9	52820	Dues/Memberships	0	400	0	0	0
01352404	Police Patrol - Tactical	52820	Dues/Memberships	0	1,045	0	0	0
01352406	Police Patrol - SRO	52820	Dues/Memberships	0	80	0	0	0
01352407	Police Patrol - Firearms	52820	Dues/Memberships	0	795	0	0	0
01380000	Emergency Management	52820	Dues/Memberships	0	0	100	100	100
01352408	Police Patrol - Comm Policing	52820	Dues/Memberships	0	84	0	0	0
01352409	Police Patrol - Training	52820	Dues/Memberships	0	45	0	0	0
01400000	Municipal Services Admin.	52820	Dues/Memberships	590	1,204	2,100	2,100	2,100
01401502	Highways & Streets	52820	Dues/Memberships	945	715	800	800	800
01402504	Traffic	52820	Dues/Memberships	1,400	1,160	1,500	1,500	1,500
01403500	Facilities	52820	Dues/Memberships	30	838	900	900	900
01404000	Fleet	52820	Dues/Memberships	360	450	500	500	500
01500000	Parks & Rec. Administration	52820	Dues/Memberships	3,395	3,515	4,925	4,925	4,925
01501000	Parks Maint. Administration	52820	Dues/Memberships	39	0	563	563	563
01501612	Parks Support Services	52820	Dues/Memberships	1,099	570	1,730	1,730	1,730
01502000	Parks Prog. Administration	52820	Dues/Memberships	2,725	10	918	918	918
01503615	BBQ	52820	Dues/Memberships	385	40	395	395	395
01506655	Art & Wine Fair	52820	Dues/Memberships	0	0	1,500	1,500	1,500
01509646	Swimming Pools	52820	Dues/Memberships	0	50	0	0	0
01509647	Ad Astra Pool	52820	Dues/Memberships	500	860	86	86	86
01509648	Flat Rock Creek Pool	52820	Dues/Memberships	789	800	86	86	86
01509649	Indian Trails Pool	52820	Dues/Memberships	500	2,095	86	86	86
01509651	Swim Team	52820	Dues/Memberships	612	299	472	472	472
80405000	Stormwater Administration	52820	Dues/Memberships	1,458	1,121	2,500	2,500	2,500
80405500	Stormwater Maintenance	52820	Dues/Memberships	465	525	700	700	800
82500001	Rec Center Administration	52820	Dues/Memberships	0	60	2,500	0	0
82501001	Rec Center Facilities	52820	Dues/Memberships	0	0	150	150	150
82509661	Rec Center Pools	52820	Dues/Memberships	0	350	1,010	1,010	1,010
82510000	Rec Center Fitness	52820	Dues/Memberships	0	0	0	0	0
			Object Total	109,056	109,051	126,439	123,939	125,261
01100000	Finance	52825	Association Dues	414	130	700	700	27,000
01200000	CD Administration	52825	Association Dues	379	595	0	0	0
01203000	Land Use	52825	Association Dues	30	510	0	0	0
01400000	Municipal Services Admin.	52825	Association Dues	80	0	500	500	500
			Object Total	903	1,235	1,200	1,200	27,500
01015000	Public Market	52830	Insurance - Property & Liability	0	0	7,500	7,500	7,500
01180000	Legal	52830	Insurance - Property & Liability	310,062	360,469	498,586	498,586	498,586
			Object Total	310,062	360,469	506,086	506,086	506,086
01012000	Communications	52840	Licenses/Certifications	400	0	500	500	500
01015000	Public Market	52840	Licenses/Certifications	0	278	0	0	0
01180000	Legal	52840	Licenses/Certifications	0	0	4,000	4,000	4,000

ORG	ORG DESCRIPTION	OBJ	DESCRIPTION	2016	2017	2018	2018	2019
				ACTUAL	ACTUAL	ORIGINAL BUDGET	REVISED BUDGET	BUDGET
01181000	Prosecution	52840	Licenses/Certifications	0	0	494	494	494
01200000	CD Administration	52840	Licenses/Certifications	505	235	250	250	250
01202000	Building Inspection	52840	Licenses/Certifications	618	1,219	1,500	1,500	1,500
01204000	Engineering	52840	Licenses/Certifications	72	455	500	500	500
01502000	Parks Prog. Administration	52840	Licenses/Certifications	0	4,676	75	75	75
01504628	Adult Fitness	52840	Licenses/Certifications	110	0	1,200	1,200	1,200
01505636	Camps & Shows	52840	Licenses/Certifications	0	0	1,800	1,800	0
80405000	Stormwater Administration	52840	Licenses/Certifications	72	160	250	250	250
82506636	Rec Center Camps	52840	Licenses/Certifications	0	0	0	0	1,800
82509661	Rec Center Pools	52840	Licenses/Certifications	0	428	675	675	675
			Object Total	1,777	7,451	11,244	11,244	11,244
01011000	City Administrator	52842	NRD-GF Grant	22,113	13,687	45,000	45,000	45,000
			Object Total	22,113	13,687	45,000	45,000	45,000
50052000	Economic Development - NRD	52846	NRD Rebate	201,501	118,884	300,000	300,000	300,000
			Object Total	201,501	118,884	300,000	300,000	300,000
01010000	Governing Body	52850	Postage/Shipping	0	0	150	150	150
01011000	City Administrator	52850	Postage/Shipping	0	0	100	100	100
01012000	Communications	52850	Postage/Shipping	23,584	30,197	32,000	32,000	32,000
01014000	City Clerk	52850	Postage/Shipping	36	27,364	34,000	34,000	34,000
01100000	Finance	52850	Postage/Shipping	30,944	265	1,000	1,000	1,000
01110000	Human Resources	52850	Postage/Shipping	239	0	150	150	150
01111011	Recruiting	52850	Postage/Shipping	452	0	0	0	0
01150000	EST Administration	52850	Postage/Shipping	18	0	1,500	1,500	1,500
01150012	EST Support Services	52850	Postage/Shipping	1,206	10	1,100	1,100	1,100
01180000	Legal	52850	Postage/Shipping	56	38	516	516	516
01181000	Prosecution	52850	Postage/Shipping	0	0	108	108	108
01300000	Fire Administration	52850	Postage/Shipping	169	278	250	250	250
01350000	Police Administration	52850	Postage/Shipping	3,767	3,539	5,000	5,000	5,000
01402504	Traffic	52850	Postage/Shipping	0	0	250	250	250
01404000	Fleet	52850	Postage/Shipping	0	93	0	0	0
01500000	Parks & Rec. Administration	52850	Postage/Shipping	0	4	4,873	4,873	4,873
01502000	Parks Prog. Administration	52850	Postage/Shipping	0	0	1,818	1,818	1,818
01503620	Freedom Run	52850	Postage/Shipping	0	0	593	593	593
01506655	Art & Wine Fair	52850	Postage/Shipping	0	0	1,075	1,075	1,075
28500652	Legler Barn	52850	Postage/Shipping	0	0	171	171	171
80405000	Stormwater Administration	52850	Postage/Shipping	0	0	250	250	250
80405500	Stormwater Maintenance	52850	Postage/Shipping	27	112	120	120	200
			Object Total	60,497	61,900	85,024	85,024	85,104
01011006	CDBG	52855	Public Notices	69	0	0	0	0
01202000	Building Inspection	52855	Public Notices	0	32	0	0	0
01203000	Land Use	52855	Public Notices	1,212	1,426	1,500	1,500	1,500
01204000	Engineering	52855	Public Notices	0	43	0	0	0
			Object Total	1,281	1,501	1,500	1,500	1,500
01180000	Legal	52857	Litigation	0	1,024	3,300	3,300	3,300
			Object Total	0	1,024	3,300	3,300	3,300
01011000	City Administrator	52870	Subscriptions	147	272	500	500	500
01012000	Communications	52870	Subscriptions	130	467	650	650	650
01014000	City Clerk	52870	Subscriptions	2	0	0	0	0
01100000	Finance	52870	Subscriptions	3,059	1,904	3,500	3,500	3,500
01110000	Human Resources	52870	Subscriptions	3,480	1,507	4,000	4,000	4,000
01180000	Legal	52870	Subscriptions	16,365	17,726	18,967	18,967	38,967
01181000	Prosecution	52870	Subscriptions	40	0	650	650	650
01200000	CD Administration	52870	Subscriptions	159	119	500	500	500
01203000	Land Use	52870	Subscriptions	396	456	1,000	1,000	1,000
			Object Total	23,778	22,451	29,767	29,767	49,767
01012000	Communications	52875	Subscription Service	4,668	4,770	7,500	7,500	7,500
			Object Total	4,668	4,770	7,500	7,500	7,500
Contractual Services Total				8,372,951	9,260,166	11,386,250	11,386,250	12,350,776
01011000	City Administrator	54100	Equipment (commodities)	0	0	500	500	500
01013000	Municipal Court	54100	Equipment (commodities)	0	0	1,500	1,500	1,500
01180000	Legal	54100	Equipment (commodities)	0	680	2,401	2,401	2,401
01181000	Prosecution	54100	Equipment (commodities)	0	0	271	271	271
01300000	Fire Administration	54100	Equipment (commodities)	1,658	13,398	18,000	18,000	18,000
01300302	Fire Occupational Safety	54100	Equipment (commodities)	2,382	2,475	2,500	2,500	2,500

ORG	ORG DESCRIPTION	OBJ	DESCRIPTION	2016	2017	2018	2018	2019
				ACTUAL	ACTUAL	ORIGINAL BUDGET	REVISED BUDGET	BUDGET
01300303	Fire Prof. Development	54100	Equipment (commodities)	17,417	41,873	25,000	25,000	25,000
01303318	EMS Training	54100	Equipment (commodities)	0	640	5,000	5,000	5,000
01350000	Police Administration	54100	Equipment (commodities)	59,779	100,670	65,000	65,000	65,000
01352000	Patrol Administration	54100	Equipment (commodities)	85,693	12,966	15,382	15,382	16,054
01352307	Police Patrol - Bike	54100	Equipment (commodities)	0	1,160	0	0	0
01352402	Police Patrol - K9	54100	Equipment (commodities)	0	4,881	0	0	0
01352404	Patrol Tactical	54100	Equipment (commodities)	0	7,733	0	0	0
01352407	Police Patrol - Firearms	54100	Equipment (commodities)	0	2,442	0	0	0
01352409	Police Patrol - Training	54100	Equipment (commodities)	0	366	0	0	0
82501001	Rec Center Facilities	54100	Equipment (commodities)	0	0	9,220	9,220	9,220
			Object Total	166,928	189,284	144,774	144,774	145,446
01012000	Communications	54102	Equipment - Audio & Video	17	2,572	2,000	2,000	2,000
01150012	EST Support Services	54102	Equipment - Audio & Video	9,712	64,658	22,000	22,000	22,000
01204000	Engineering	54102	Equipment - Audio & Video	0	0	100	100	100
			Object Total	9,729	67,230	24,100	24,100	24,100
01404000	Fleet	54104	Equipment - Automotive	10,118	8,399	20,000	20,000	20,000
			Object Total	10,118	8,399	20,000	20,000	20,000
01204000	Engineering	54106	Equipment - Field	4,189	833	500	500	500
80405000	Stormwater Administration	54106	Equipment - Field	0	59	2,400	2,400	2,400
			Object Total	4,189	892	2,900	2,900	2,900
01012000	Communications	54108	Equipment - Office	0	4,199	750	750	750
01100000	Finance	54108	Equipment - Office	0	1,178	1,000	1,000	1,000
01400000	Municipal Services Admin.	54108	Equipment - Office	0	0	1,000	1,000	1,000
80405000	Stormwater Administration	54108	Equipment - Office	444	328	1,000	1,000	1,000
			Object Total	444	5,705	3,750	3,750	3,750
01013000	Municipal Court	54110	Equipment - Other Minor	0	61	2,000	2,000	2,000
01100000	Finance	54110	Equipment - Other Minor	765	916	0	0	0
01201000	Community Standards	54110	Equipment - Other Minor	0	110	150	150	150
01204000	Engineering	54110	Equipment - Other Minor	70	0	500	500	500
01300000	Fire Administration	54110	Equipment - Other Minor	773	6,984	0	0	0
01300301	Fire Preparedness	54110	Equipment - Other Minor	1,311	0	2,000	2,000	0
01301305	Fire Tech Rescue	54110	Equipment - Other Minor	10,604	6,659	12,500	12,500	12,500
01301306	Fire Haz Mat	54110	Equipment - Other Minor	0	985	1,000	1,000	1,000
01302312	Fire Education	54110	Equipment - Other Minor	2,103	299	5,000	5,000	5,000
01303314	Fire Logistics Vehicles	54110	Equipment - Other Minor	15	0	0	0	0
01303316	Fire Logistics Equipment	54110	Equipment - Other Minor	51,247	69,864	65,000	65,000	65,000
01350000	Police Administration	54110	Equipment - Other Minor	19,700	9,726	30,000	30,000	30,000
01351000	Police Investigations	54110	Equipment - Other Minor	3,859	584	6,671	6,671	6,671
01352000	Patrol Administration	54110	Equipment - Other Minor	23,605	20,947	17,722	17,722	17,000
01352307	Police Patrol - Bike	54110	Equipment - Other Minor	0	6,890	0	0	0
01352402	Police Patrol - K9	54110	Equipment - Other Minor	0	1,312	0	0	0
01352403	Police Patrol - Traffic	54110	Equipment - Other Minor	0	140	0	0	0
01352404	Patrol Tactical	54110	Equipment - Other Minor	0	12,923	0	0	0
01352406	Police Patrol - SRO	54110	Equipment - Other Minor	0	80	0	0	0
01352407	Police Patrol - Firearms	54110	Equipment - Other Minor	0	1,492	0	0	0
01380000	Emergency Management	54110	Equipment - Other Minor	0	0	140	140	140
01352405	Police Patrol - ACO	54110	Equipment - Other Minor	0	100	0	0	0
01401502	Highways & Streets	54110	Equipment - Other Minor	0	662	2,000	2,000	2,000
01402504	Traffic	54110	Equipment - Other Minor	585	17,408	0	0	0
01403500	Facilities	54110	Equipment - Other Minor	42	0	0	0	0
01404000	Fleet	54110	Equipment - Other Minor	463	262	1,500	1,500	1,500
01501500	Parks Maint. Facilities	54110	Equipment - Other Minor	360	4,886	3,571	3,571	3,571
01501601	Parks Maint. Turf	54110	Equipment - Other Minor	4,795	7,086	7,780	7,780	7,780
01501602	Parks Maint. Landscape	54110	Equipment - Other Minor	3,647	2,578	2,584	2,584	2,584
01501612	Parks Support Services	54110	Equipment - Other Minor	3,302	4,851	5,500	5,500	5,500
01502000	Parks Prog. Administration	54110	Equipment - Other Minor	0	0	107	107	107
01502613	Thompson Barn	54110	Equipment - Other Minor	0	362	0	0	0
01509649	Indian Trails Pool	54110	Equipment - Other Minor	0	0	4,568	4,568	4,568
03100000	Foundation	54110	Equipment - Other Minor	0	10,514	0	0	0
50052000	Economic Development - NRD	54110	Equipment - Other Minor	0	5,700	0	0	0
80405500	Stormwater Maintenance	54110	Equipment - Other Minor	3,432	1,608	5,000	5,000	5,000
			Object Total	130,680	195,989	175,293	175,293	172,571
01404000	Fleet	54112	Equipment - Shop	23,790	2,672	17,000	17,000	17,000
			Object Total	23,790	2,672	17,000	17,000	17,000
01401502	Highways & Streets	54114	Equipment - Tools (hand/power)	3,700	6,830	4,000	4,000	7,000
01402504	Traffic	54114	Equipment - Tools (hand/power)	0	593	7,000	7,000	7,000

ORG	ORG DESCRIPTION	OBJ	DESCRIPTION	2016	2017	2018	2018	2019
				ACTUAL	ACTUAL	ORIGINAL BUDGET	REVISED BUDGET	BUDGET
01403500	Facilities	54114	Equipment - Tools (hand/power)	2,951	4,350	5,000	5,000	5,000
01404000	Fleet	54114	Equipment - Tools (hand/power)	595	1,109	1,000	1,000	1,000
01501500	Parks Maint. Facilities	54114	Equipment - Tools (hand/power)	0	22,522	0	0	0
80405500	Stormwater Maintenance	54114	Equipment - Tools (hand/power)	4,187	2,441	5,000	5,000	5,000
			Object Total	11,433	37,845	22,000	22,000	25,000
01013000	Municipal Court	54150	Equipment - Computer	0	400	800	800	800
01100000	Finance	54150	Equipment - Computer	37	24	500	500	500
01150012	EST Support Services	54150	Equipment - Computer	97,413	131,751	48,000	48,000	48,000
01150014	EST Infrastructure	54150	Equipment - Computer	570	4,516	7,000	7,000	7,000
01180000	Legal	54150	Equipment - Computer	0	0	1,316	1,316	1,316
01181000	Prosecution	54150	Equipment - Computer	0	0	400	400	400
01204000	Engineering	54150	Equipment - Computer	0	0	100	100	100
01350000	Police Administration	54150	Equipment - Computer	55,060	47,362	60,000	60,000	60,000
01351000	Police Investigations	54150	Equipment - Computer	0	87	0	0	0
			Object Total	153,081	184,140	118,116	118,116	118,116
01150012	EST Support Services	54152	Equipment - LAN	711	1,202	15,000	15,000	15,000
01150014	EST Infrastructure	54152	Equipment - LAN	28,338	120,138	55,000	55,000	55,000
			Object Total	29,049	121,340	70,000	70,000	70,000
01150012	EST Support Services	54154	Equipment - Portable Device	1,123	13,993	500	500	500
01150014	EST Infrastructure	54154	Equipment - Portable Device	220	5,464	10,000	10,000	10,000
01204000	Engineering	54154	Equipment - Portable Device	0	0	100	100	100
			Object Total	1,343	19,457	10,600	10,600	10,600
01150012	EST Support Services	54156	Equipment - Printer	1,045	8,896	500	500	500
			Object Total	1,045	8,896	500	500	500
01150014	EST Infrastructure	54158	Equipment - Server	8,100	49,249	5,000	5,000	5,000
			Object Total	8,100	49,249	5,000	5,000	5,000
01150014	EST Infrastructure	54162	Equipment - WAN	0	2,470	0	0	0
			Object Total	0	2,470	0	0	0
01204000	Engineering	54200	Software	2,731	2,265	2,500	2,500	2,500
01350000	Police Administration	54200	Software	9,115	4,582	5,000	5,000	5,000
			Object Total	11,845	6,847	7,500	7,500	7,500
01013000	Municipal Court	54204	Software - Other	0	0	4,000	4,000	4,000
01100000	Finance	54204	Software - Other	0	0	9,000	9,000	0
01400000	Municipal Services Admin.	54204	Software - Other	0	0	500	500	500
01402504	Traffic	54204	Software - Other	0	595	8,500	8,500	8,500
01404000	Fleet	54204	Software - Other	0	0	5,000	5,000	5,000
80405000	Stormwater Administration	54204	Software - Other	1,218	750	3,500	3,500	3,500
			Object Total	1,218	1,345	30,500	30,500	21,500
01150012	EST Support Services	54206	Software - Portable	80	41	1,000	1,000	1,000
01204000	Engineering	54206	Software - Portable	0	0	50	50	50
			Object Total	80	41	1,050	1,050	1,050
01150012	EST Support Services	54208	Software - Server	0	0	10,000	10,000	10,000
01150013	EST Data Analytics	54208	Software - Server	2,960	4,827	12,000	12,000	12,000
01150014	EST Infrastructure	54208	Software - Server	14,576	82,093	30,000	30,000	30,000
			Object Total	17,536	86,920	52,000	52,000	52,000
01100000	Finance	54212	Software - Personal Computer	0	0	1,000	1,000	1,000
01150012	EST Support Services	54212	Software - Personal Computer	29,251	33,559	25,000	25,000	25,000
01150014	EST Infrastructure	54212	Software - Personal Computer	3,310	0	16,000	16,000	16,000
01200000	CD Administration	54212	Software - Personal Computer	0	159	550	550	50,550
			Object Total	32,561	33,718	42,550	42,550	92,550
01200000	CD Administration	54300	Supplies	0	519	5,775	5,775	5,775
01201000	Community Standards	54300	Supplies	0	40	250	250	250
01202000	Building Inspection	54300	Supplies	28	0	250	250	250
01204000	Engineering	54300	Supplies	110	10	2,500	2,500	2,500
01300000	Fire Administration	54300	Supplies	0	92	0	0	0
01302310	Fire Prevention	54300	Supplies	2,152	7,064	2,000	2,000	2,000
01302311	Fire Investigation	54300	Supplies	2,198	2,175	2,000	2,000	2,000
01302312	Fire Education	54300	Supplies	832	1,020	2,000	2,000	7,000
01350000	Police Administration	54300	Supplies	29,655	22,438	35,000	35,000	35,000
01402504	Traffic	54300	Supplies	24	0	0	0	0
01404000	Fleet	54300	Supplies	0	0	3,000	3,000	0

ORG	ORG DESCRIPTION	OBJ	DESCRIPTION	2016	2017	2018	2018	2019
				ACTUAL	ACTUAL	ORIGINAL BUDGET	REVISED BUDGET	BUDGET
01406000	Parking Structure	54300	Supplies	0	0	15,000	15,000	15,000
01500000	Parks & Rec. Administration	54300	Supplies	0	0	0	0	1,500
02100000	Endowment	54300	Supplies	906	79	0	0	0
01501500	Parks Maint. Facilities	54300	Supplies	25	0	0	0	0
01501612	Parks Support Services	54300	Supplies	23,294	23,530	24,100	24,100	24,100
01502613	Thompson Barn	54300	Supplies	9,728	10,071	10,000	10,000	10,000
01503625	Spinach Festival	54300	Supplies	0	93	0	0	0
01502653	Parks Prog. NGA	54300	Supplies	0	0	1,676	1,676	1,676
01503615	BBQ	54300	Supplies	0	221	0	0	0
			Object Total	68,952	67,352	103,551	103,551	107,051
01401501	Snow	54302	Supplies - Aggregates	150,839	92,034	310,000	310,000	280,000
01401502	Highways & Streets	54302	Supplies - Aggregates	4,693	10,337	18,000	18,000	18,000
			Object Total	155,532	102,371	328,000	328,000	298,000
01352000	Patrol Administration	54303	Supplies - Ammunition	35,485	83,050	59,910	59,910	74,910
			Object Total	35,485	83,050	59,910	59,910	74,910
01401502	Highways & Streets	54304	Supplies - Asphalt	170,347	209,589	221,000	221,000	221,000
80405500	Stormwater Maintenance	54304	Supplies - Asphalt	173	392	2,000	2,000	2,000
			Object Total	170,520	209,981	223,000	223,000	223,000
01401502	Highways & Streets	54306	Supplies - Asphalt Release	4,612	10,858	11,000	11,000	11,000
			Object Total	4,612	10,858	11,000	11,000	11,000
82509661	Rec Center Pools	54308	Chemicals	0	0	0	0	39,000
			Object Total	0	0	0	0	39,000
01150012	EST Support Services	54310	Supplies - Computer	119	0	300	300	300
01150014	EST Infrastructure	54310	Supplies - Computer	0	24	100	100	100
			Object Total	119	24	400	400	400
01150012	EST Support Services	54311	Supplies - Mobile Device	6,261	27	14,000	14,000	14,000
			Object Total	6,261	27	14,000	14,000	14,000
01401502	Highways & Streets	54312	Supplies - Concrete	1,066	2,442	15,000	15,000	15,000
80405500	Stormwater Maintenance	54312	Supplies - Concrete	16,055	9,646	18,000	18,000	18,000
			Object Total	17,121	12,088	33,000	33,000	33,000
01401502	Highways & Streets	54314	Supplies - Crack Seal	35,856	0	80,000	80,000	77,000
			Object Total	35,856	0	80,000	80,000	77,000
80405500	Stormwater Maintenance	54316	Supplies - Erosion Control	549	388	1,500	1,500	2,000
			Object Total	549	388	1,500	1,500	2,000
01303500	Fire Logistics Facilities	54318	Supplies - Facilities	19,211	23,031	21,000	21,000	26,000
01403500	Facilities	54318	Supplies - Facilities	62,287	76,128	85,000	85,000	95,000
01500000	Parks & Rec. Administration	54318	Supplies - Facilities	0	0	11	11	11
01501612	Parks Support Services	54318	Supplies - Facilities	0	7,620	8,000	8,000	8,000
82502659	Rec Center Support Services	54318	Supplies - Facilities	0	5,474	7,000	7,000	7,000
			Object Total	81,498	112,253	121,011	121,011	136,011
01202000	Building Inspection	54320	Supplies - Field	241	282	0	0	0
01204000	Engineering	54320	Supplies - Field	640	1,131	0	0	0
01401502	Highways & Streets	54320	Supplies - Field	1,144	1,039	1,500	1,500	1,500
80405000	Stormwater Administration	54320	Supplies - Field	0	14	0	0	0
			Object Total	2,025	2,466	1,500	1,500	1,500
01401502	Highways & Streets	54322	Supplies - Ground	2,114	3,867	7,550	7,550	7,550
01501601	Parks Maint. Turf	54322	Supplies - Ground	67,041	79,802	102,055	102,055	102,055
01501602	Parks Maint. Landscape	54322	Supplies - Ground	44,086	41,069	41,561	41,561	41,561
01501612	Parks Support Services	54322	Supplies - Ground	17,767	20,118	20,415	20,415	20,415
01502613	Thompson Barn	54322	Supplies - Ground	7,417	1,456	8,738	8,738	8,738
01503615	BBQ	54322	Supplies - Ground	13,038	7,644	3,443	3,443	3,443
01503616	Chili Challenge	54322	Supplies - Ground	454	328	2,000	2,000	2,000
01503619	Enchanted Forest	54322	Supplies - Ground	4,206	4,249	2,882	2,882	2,882
01503620	Freedom Run	54322	Supplies - Ground	1,505	0	3,000	3,000	3,000
01503625	Spinach Festival	54322	Supplies - Ground	181	210	1,734	1,734	1,734
01509647	Ad Astra Pool	54322	Supplies - Ground	27,597	22,684	24,126	24,126	24,126
01509648	Flat Rock Creek Pool	54322	Supplies - Ground	23,716	20,093	17,611	17,611	17,611
01509649	Indian Trails Pool	54322	Supplies - Ground	34,015	31,982	23,691	23,691	23,691
28500652	Legler Barn	54322	Supplies - Ground	0	0	1,266	1,266	1,266
43501706	Street Tree Zone 1	54322	Supplies - Ground	460	788	10,000	10,000	10,000

ORG	ORG DESCRIPTION	OBJ	DESCRIPTION	2016	2017	2018	2018	2019
				ACTUAL	ACTUAL	ORIGINAL BUDGET	REVISED BUDGET	BUDGET
44501707	Street Tree Zone 2	54322	Supplies - Ground	17,532	38,590	25,000	25,000	45,000
44501708	Street Tree Zone 3	54322	Supplies - Ground	3,819	50,653	20,000	20,000	30,000
			Object Total	264,947	323,533	315,072	315,072	345,072
01401502	Highways & Streets	54324	Supplies - Herbicides	0	5,377	5,100	5,100	5,100
80405500	Stormwater Maintenance	54324	Supplies - Herbicides	2,238	4,455	4,000	4,000	6,000
			Object Total	2,238	9,832	9,100	9,100	11,100
01401502	Highways & Streets	54326	Supplies - Iron/Steel	111	112	1,250	1,250	1,250
01402504	Traffic	54326	Supplies - Iron/Steel	31,217	58,079	58,000	58,000	60,000
01404000	Fleet	54326	Supplies - Iron/Steel	7,844	4,624	8,000	8,000	8,000
80405500	Stormwater Maintenance	54326	Supplies - Iron/Steel	1,734	401	2,500	2,500	2,500
			Object Total	40,906	63,216	69,750	69,750	71,750
01401502	Highways & Streets	54328	Supplies - Lumber	210	181	3,000	3,000	3,000
80405500	Stormwater Maintenance	54328	Supplies - Lumber	1,070	127	1,400	1,400	1,400
			Object Total	1,280	308	4,400	4,400	4,400
01401501	Snow	54329	Supplies - Magnesium Chloride	31,810	26,453	50,000	50,000	50,000
			Object Total	31,810	26,453	50,000	50,000	50,000
01110000	Human Resources	54330	Supplies - Medical (disposable)	583	320	750	750	750
01200000	CD Administration	54330	Supplies - Medical (disposable)	639	180	0	0	0
01303316	Fire Logistics Equipment	54330	Supplies - Medical (disposable)	2,280	0	0	0	0
01303318	EMS Training	54330	Supplies - Medical (disposable)	0	2,183	6,000	6,000	6,000
01350000	Police Administration	54330	Supplies - Medical (disposable)	2,021	5,094	5,000	5,000	5,000
01352000	Patrol Administration	54330	Supplies - Medical (disposable)	4,370	2,313	2,052	2,052	2,500
01401502	Highways & Streets	54330	Supplies - Medical (disposable)	0	0	200	200	200
01404000	Fleet	54330	Supplies - Medical (disposable)	0	0	100	100	100
01501000	Parks Maint. Administration	54330	Supplies - Medical (disposable)	676	810	1,789	1,789	1,789
01509647	Ad Astra Pool	54330	Supplies - Medical (disposable)	2,057	1,900	8,770	8,770	8,770
01509648	Flat Rock Creek Pool	54330	Supplies - Medical (disposable)	1,549	1,900	1,266	1,266	1,266
01509649	Indian Trails Pool	54330	Supplies - Medical (disposable)	4,024	3,782	7,657	7,657	7,657
			Object Total	18,200	18,482	33,584	33,584	34,032
01303316	Fire Logistics Equipment	54332	Supplies - Medical (durable)	9,350	0	0	0	0
01303318	EMS Training	54332	Supplies - Medical (durable)	0	4,662	16,000	16,000	6,000
			Object Total	9,350	4,662	16,000	16,000	6,000
01350000	Police Administration	54334	Supplies - Motor Vehicle	0	1,080	0	0	0
01401502	Highways & Streets	54334	Supplies - Motor Vehicle	3	0	600	600	600
01402504	Traffic	54334	Supplies - Motor Vehicle	0	40	0	0	0
01404000	Fleet	54334	Supplies - Motor Vehicle	361,983	344,294	340,000	340,000	330,000
01500000	Parks & Rec. Administration	54334	Supplies - Motor Vehicle	0	0	88	88	88
01501000	Parks Maint. Administration	54334	Supplies - Motor Vehicle	0	0	72	72	72
80405500	Stormwater Maintenance	54334	Supplies - Motor Vehicle	0	56	0	0	0
			Object Total	361,986	345,470	340,760	340,760	330,760
01010000	Governing Body	54336	Supplies - Office	16	90	500	500	500
01011000	City Administrator	54336	Supplies - Office	881	1,474	1,000	1,000	1,000
01012000	Communications	54336	Supplies - Office	356	1,284	1,100	1,100	1,100
01012002	Civic Center Celebration	54336	Supplies - Office	0	433	0	0	0
01013000	Municipal Court	54336	Supplies - Office	2,496	3,538	4,224	4,224	4,224
01014000	City Clerk	54336	Supplies - Office	22.66	245	500	500	500
01015000	Public Market	54336	Supplies - Office	0	71	0	0	0
01100000	Finance	54336	Supplies - Office	5,996	6,422	10,000	10,000	10,000
01110000	Human Resources	54336	Supplies - Office	2,061	2,802	2,500	2,500	3,000
01150000	EST Administration	54336	Supplies - Office	123	57	300	300	300
01150012	EST Support Services	54336	Supplies - Office	-14	36	500	500	500
01150013	EST Data Analytics	54336	Supplies - Office	0	70	0	0	0
01180000	Legal	54336	Supplies - Office	1,371	1,087	4,754	4,754	4,754
01181000	Prosecution	54336	Supplies - Office	24	300	448	448	448
01200000	CD Administration	54336	Supplies - Office	1,774	3,858	0	0	0
01201000	Community Standards	54336	Supplies - Office	0	28	0	0	0
01202000	Building Inspection	54336	Supplies - Office	72	36	0	0	0
01203000	Land Use	54336	Supplies - Office	0	57	1,000	1,000	1,000
01204000	Engineering	54336	Supplies - Office	70	0	0	0	0
01300000	Fire Administration	54336	Supplies - Office	4,267	4,224	7,500	7,500	7,500
01350000	Police Administration	54336	Supplies - Office	19,931	4,834	35,000	35,000	35,000
01351000	Police Investigations	54336	Supplies - Office	222	0	0	0	0
01352000	Patrol Administration	54336	Supplies - Office	544	0	0	0	0
01380000	Emergency Management	54336	Supplies - Office	0	0	0	0	1,000
01400000	Municipal Services Admin.	54336	Supplies - Office	2,048	1,165	6,000	6,000	6,000

ORG	ORG DESCRIPTION	OBJ	DESCRIPTION	2016	2017	2018	2018	2019
				ACTUAL	ACTUAL	ORIGINAL BUDGET	REVISED BUDGET	BUDGET
01401502	Highways & Streets	54336	Supplies - Office	338	181	500	500	500
01402504	Traffic	54336	Supplies - Office	0	52	500	500	500
01403500	Facilities	54336	Supplies - Office	28.7	0	0	0	0
01404000	Fleet	54336	Supplies - Office	336	88	400	400	400
01500000	Parks & Rec. Administration	54336	Supplies - Office	897	886	698	698	698
01501000	Parks Maint. Administration	54336	Supplies - Office	0	0	108	108	108
01502000	Parks Prog. Administration	54336	Supplies - Office	908	1,081	3,192	3,192	3,192
01506655	Art & Wine Fair	54336	Supplies - Office	0	0	150	150	150
01509647	Ad Astra Pool	54336	Supplies - Office	0	1,178	89	89	89
01509648	Flat Rock Creek Pool	54336	Supplies - Office	0	1,178	30	30	30
01509649	Indian Trails Pool	54336	Supplies - Office	64	1,178	166	166	166
28500652	Legler Barn	54336	Supplies - Office	0	0	947	947	947
80405000	Stormwater Administration	54336	Supplies - Office	0	28	0	0	0
80405500	Stormwater Maintenance	54336	Supplies - Office	36	0	0	0	0
82500001	Rec Center Administration	54336	Supplies - Office	0	3,829	26,000	26,000	0
82501001	Rec Center Facilities	54336	Supplies - Office	0	132	0	0	0
			Object Total	44,868	41,922	108,106	108,106	83,606
01401502	Highways & Streets	54338	Supplies - Oil Tack	5,056	5,709	9,000	9,000	9,000
			Object Total	5,056	5,709	9,000	9,000	9,000
01011000	City Administrator	54340	Supplies - Operational	0	0	300	300	300
01015000	Public Market	54340	Supplies - Operational	0	6,884	7,500	7,500	7,500
01150014	EST Infrastructure	54340	Supplies - Operational	0	0	200	200	200
01350000	Police Administration	54340	Supplies - Operational	2,129	1,002	4,000	4,000	4,000
01352000	Patrol Administration	54340	Supplies - Operational	12	0	0	0	0
01402503	Street Lights	54340	Supplies - Operational	39,339	74,582	85,000	85,000	85,000
01402504	Traffic	54340	Supplies - Operational	95,953	95,671	97,000	97,000	100,000
01500000	Parks & Rec. Administration	54340	Supplies - Operational	1,109	658	1,136	1,136	1,136
01501000	Parks Maint. Administration	54340	Supplies - Operational	9,304	16,757	19,921	19,921	19,921
01501500	Parks Maint. Facilities	54340	Supplies - Operational	79,056	93,020	123,435	123,435	95,185
01501612	Parks Support Services	54340	Supplies - Operational	29	4,511	2,740	2,740	8,740
01502000	Parks Prog. Administration	54340	Supplies - Operational	9	557	1,834	1,834	1,084
01502613	Thompson Barn	54340	Supplies - Operational	11,711	11,023	11,492	11,492	11,492
01502614	Parks Prog. Other	54340	Supplies - Operational	9,692	2,023	10,000	10,000	10,000
01503610	Farmers Market	54340	Supplies - Operational	0	0	0	0	1,250
01503615	BBQ	54340	Supplies - Operational	20,585	18,832	27,544	27,544	27,544
01503616	Chili Challenge	54340	Supplies - Operational	14,108	14,834	15,299	15,299	15,299
01503617	Community Days	54340	Supplies - Operational	212	0	807	807	807
01503618	Cupids Gem	54340	Supplies - Operational	112	376	150	150	150
01503619	Enchanted Forest	54340	Supplies - Operational	285	2675	0	0	0
01503620	Freedom Run	54340	Supplies - Operational	10,535	16,834	7,859	7,859	13,690
01503621	Holiday Lights	54340	Supplies - Operational	92	74	1,200	1,200	1,200
01503623	Other Events	54340	Supplies - Operational	5,541	3,124	6,532	6,532	6,532
01503624	Bike Ride	54340	Supplies - Operational	9,291	1,082	1,500	1,500	1,500
01503625	Spinach Festival	54340	Supplies - Operational	1,570	2,840	3,156	3,156	3,156
01503626	Senior Banquet	54340	Supplies - Operational	0	37	1,325	1,325	2,325
01503627	Tails on Trails	54340	Supplies - Operational	426	351	600	600	600
01503656	Bridal Show	54340	Supplies - Operational	601	0	500	500	500
01504628	Adult Fitness	54340	Supplies - Operational	386	0	1,197	1,197	1,197
01504629	Senior Programs	54340	Supplies - Operational	2,198	189	4,791	4,791	4,791
01504630	Adult Sports	54340	Supplies - Operational	35	2,113	2,250	2,250	3,500
01505634	Youth Sports	54340	Supplies - Operational	2,069	4,267	4,000	4,000	5,000
01505635	Arts & Crafts	54340	Supplies - Operational	421	425	2,846	2,846	2,846
01505636	Camps & Shows	54340	Supplies - Operational	0	0	7,300	7,300	7,300
01506637	Arts Council	54340	Supplies - Operational	660	1,535	500	500	2,625
01506638	Prog Cook	54340	Supplies - Operational	99	25	250	250	250
01506640	Prog Dance	54340	Supplies - Operational	6,223	4,987	0	0	0
01506654	Get Outdoors	54340	Supplies - Operational	257	460	1,750	1,750	1,750
01506655	Art & Wine Fair	54340	Supplies - Operational	1,206	894	5,050	5,050	5,050
01507642	Programs - Nature	54340	Supplies - Operational	9,092	1,522	13,435	13,435	12,935
01507643	Community Gardens	54340	Supplies - Operational	1,017	271	1,000	1,000	1,000
01508645	Tennis	54340	Supplies - Operational	0	854	1,200	1,200	1,200
01509646	Swimming Pools	54340	Supplies - Operational	1,705	2,370	11,360	11,360	3,100
01509647	Ad Astra Pool	54340	Supplies - Operational	920	435	783	783	783
01509648	Flat Rock Creek Pool	54340	Supplies - Operational	1,374	524	4,809	4,809	4,809
01509649	Indian Trails Pool	54340	Supplies - Operational	1,405	1,313	2,084	2,084	2,084
01509651	Swim Team	54340	Supplies - Operational	3,228	1,756	11,009	11,009	2,009
28500652	Legler Barn	54340	Supplies - Operational	0	0	187	187	187
80405500	Stormwater Maintenance	54340	Supplies - Operational	6,471	6,613	8,000	8,000	9,000
82500008	Rec Center Customer Service	54340	Supplies - Operational	0	0	0	4,000	5,000
82502659	Rec Center Support Services	54340	Supplies - Operational	0	12,539	25,000	25,000	28,000
82503000	Rec Center Rentals & Events	54340	Supplies - Operational	0	2,435	13,750	9,750	5,000

ORG	ORG DESCRIPTION	OBJ	DESCRIPTION	2016	2017	2018	2018	2019
				ACTUAL	ACTUAL	ORIGINAL BUDGET	REVISED BUDGET	BUDGET
82506000	Rec Center Enrichment	54340	Supplies - Operational	0	1,996	8,750	8,750	8,750
82506636	Rec Center Camps	54340	Supplies - Operational	0	0	0	7,000	22,000
82506641	Rec Center Dance	54340	Supplies - Operational	0	0	0	7,000	7,000
82508660	Rec Center Sports	54340	Supplies - Operational	0	1,421	12,450	2,450	10,000
82509661	Rec Center Pools	54340	Supplies - Operational	0	29,176	20,660	20,660	10,000
82510000	Rec Center Fitness	54340	Supplies - Operational	0	4,430	8,750	12,690	12,690
			Object Total	350,469	450,297	604,191	612,131	598,967
01010000	Governing Body	54342	Supplies - Other/misc	0	401	0	0	0
01011000	City Administrator	54342	Supplies - Other/misc	53	714	300	300	300
01012000	Communications	54342	Supplies - Other/misc	1,017	498	800	800	800
01013000	Municipal Court	54342	Supplies - Other/misc	1,256	620	2,280	2,280	2,280
01014000	City Clerk	54342	Supplies - Other/misc	0	110	0	0	0
01015000	Public Market	54342	Supplies - Other/misc	0	58	0	0	0
01100000	Finance	54342	Supplies - Other/misc	65	662	0	0	0
01110000	Human Resources	54342	Supplies - Other/misc	51	95	0	0	0
01150000	EST Administration	54342	Supplies - Other/misc	557	309	1,000	1,000	1,000
01180000	Legal	54342	Supplies - Other/misc	237	410	250	250	250
01181000	Prosecution	54342	Supplies - Other/misc	52	0	0	0	0
01200000	CD Administration	54342	Supplies - Other/misc	0	266	0	0	0
01204000	Engineering	54342	Supplies - Other/misc	3	0	0	0	0
01303314	Fire Logistics Vehicles	54342	Supplies - Other/misc	154	38	1,500	1,500	1,500
01350000	Police Administration	54342	Supplies - Other/misc	0	140	0	0	0
01350401	Police Towers	54342	Supplies - Other/misc	0	0	7,020	7,020	7,020
01351000	Police Investigations	54342	Supplies - Other/misc	3,475	0	7,000	7,000	7,000
01352000	Patrol Administration	54342	Supplies - Other/misc	27,014	12,471	75,803	75,803	75,000
01352011	Police Patrol - Recruiting	54342	Supplies - Other/misc	0	207	0	0	0
01352307	Police Patrol - Bike	54342	Supplies - Other/misc	0	346	0	0	0
01352402	Police Patrol - K9	54342	Supplies - Other/misc	0	1,781	0	0	0
01352403	Police Patrol - Traffic	54342	Supplies - Other/misc	0	404	0	0	0
01352404	Patrol Tactical	54342	Supplies - Other/misc	0	2,905	0	0	0
01352405	Police Patrol - ACO	54342	Supplies - Other/misc	0	64	0	0	0
01352406	Police Patrol - SRO	54342	Supplies - Other/misc	0	43	0	0	0
01352407	Police Patrol - Firearms	54342	Supplies - Other/misc	0	410	0	0	0
01352408	Police Patrol - Comm Policing	54342	Supplies - Other/misc	0	2,921	0	0	0
01352409	Police Patrol - Training	54342	Supplies - Other/misc	0	45	0	0	0
01400000	Municipal Services Admin.	54342	Supplies - Other/misc	0	0	140	140	0
01401502	Highways & Streets	54342	Supplies - Other/misc	2,447	4,590	11,700	11,700	11,700
01402503	Street Lights	54342	Supplies - Other/misc	59	0	0	0	0
01402504	Traffic	54342	Supplies - Other/misc	5,775	21,307	20,000	20,000	23,000
01403500	Facilities	54342	Supplies - Other/misc	440	526	500	500	500
01404000	Fleet	54342	Supplies - Other/misc	8,078	4,199	7,000	7,000	7,000
01500000	Parks & Rec. Administration	54342	Supplies - Other/misc	83	0	88	88	88
01501602	Parks Maint. Landscape	54342	Supplies - Other/misc.	0	261	0	0	0
01502000	Parks Prog. Administration	54342	Supplies - Other/misc.	91	17,684	0	0	0
01502613	Thompson Barn	54342	Supplies - Other/misc	60	322	0	0	0
01503616	Chili Challenge	54342	Supplies - Other/misc	2,027	1,252	0	0	0
01503615	BBQ	54342	Supplies - Other/misc.	0	0	5,300	5,300	5,300
01503618	Cupids Gem	54342	Supplies - Other/misc	70	0	0	0	0
01503620	Freedom Run	54342	Supplies - Other/misc	23	0	0	0	0
01503623	Other Events	54342	Supplies - Other/misc	0	352	0	0	0
01503625	Spinach Festival	54342	Supplies - Other/misc	3,710	2,666	1,600	1,600	1,600
01504628	Adult Fitness	54342	Supplies - Other/misc	0	147	0	0	0
01504629	Senior Programs	54342	Supplies - Other/misc	18	0	0	0	0
01504631	Adult Trips	54342	Supplies - Other/misc	9,358	20	800	800	800
01505634	Youth Sports	54342	Supplies - Other/misc	175	0	0	0	0
01505636	Camps & Shows	54342	Supplies - Other/misc	0	681	450	450	450
01506637	Arts Council	54342	Supplies - Other/misc	284	0	0	0	0
01506655	Art & Wine Fair	54342	Supplies - Other/misc	3,176	8,893	4,067	4,067	4,067
01507642	Programs - Nature	54342	Supplies - Other/misc	249.39	0	0	0	0
01509646	Swimming Pools	54342	Supplies - Other/misc	0	18	0	0	0
01509651	Swim Team	54342	Supplies - Other/misc	0	435	0	0	0
02100000	Endowment	54342	Supplies - Other/misc	0	716	0	0	0
03100000	Foundation	54342	Supplies - Other/misc	0	286	0	0	0
26350000	Drug & Alcohol Awareness	54342	Supplies - Other/misc	25,054	34,452	30,056	30,056	36,000
41501710	PRIF Zone 2	54342	Supplies - Other/misc	0	9,902	0	0	0
80405500	Stormwater Maintenance	54342	Supplies - Other/misc	11,063	9,688	12,280	12,280	12,000
82500001	Rec Center Administration	54342	Supplies - Other/misc	0	2,238	4,000	0	0
82501001	Rec Center Facilities	54342	Supplies - Other/misc	0	21,906	0	0	0
82509661	Rec Center Pools	54342	Supplies - Other/misc	0	6,484	0	0	0
			Object Total	106,174	174,943	193,934	189,934	197,655
80405500	Stormwater Maintenance	54344	Supplies - Pipe	5,717	7,505	9,000	9,000	9,000
			Object Total	5,717	7,505	9,000	9,000	9,000

ORG	ORG DESCRIPTION	OBJ	DESCRIPTION	2016	2017	2018	2018	2019
				ACTUAL	ACTUAL	ORIGINAL BUDGET	REVISED BUDGET	BUDGET
80405500	Stormwater Maintenance	54346	Supplies - Plant Materials Object Total	1,085 1,085	2,312 2,312	3,000 3,000	3,000 3,000	4,000 4,000
01401502	Highways & Streets	54348	Supplies - Propane Object Total	4,400 4,400	3,776 3,776	6,000 6,000	6,000 6,000	6,000 6,000
80405500	Stormwater Maintenance	54350	Supplies - Rock Object Total	1,035 1,035	861 861	5,000 5,000	5,000 5,000	5,000 5,000
01401502	Highways & Streets	54352	Supplies - Soil	164	0	1,185	1,185	1,200
80405500	Stormwater Maintenance	54352	Supplies - Soil Object Total	628 792	1,153 1,153	2,000 3,185	2,000 3,185	2,000 3,200
80405000	Stormwater Administration	54356	Supplies - Stormwater	483	45	15,000	15,000	15,000
80405500	Stormwater Maintenance	54356	Supplies - Stormwater Object Total	843 1,325	19,274 19,319	20,000 35,000	20,000 35,000	20,000 35,000
01401502	Highways & Streets	54358	Supplies - Street Object Total	9,895 9,895	2,122 2,122	18,000 18,000	18,000 18,000	18,000 18,000
01011000	City Administrator	54405	Books/Videos	0	0	100	100	100
01012000	Communications	54405	Books/Videos	24	0	300	300	300
01100000	Finance	54405	Books/Videos	0	0	500	500	500
01110000	Human Resources	54405	Books/Videos	58	82	350	350	350
01180000	Legal	54405	Books/Videos	0	20	1,416	1,416	1,416
01181000	Prosecution	54405	Books/Videos	0	0	180	180	180
01202000	Building Inspection	54405	Books/Videos	248	4,963	6,000	6,000	6,000
01350000	Police Administration	54405	Books/Videos	0	0	2,000	2,000	2,000
01404000	Fleet	54405	Books/Videos Object Total	0 330	34 5,099	750 11,596	750 11,596	750 11,596
01011000	City Administrator	54407	Learning About Lenexa Object Total	1,288 1,288	3,429 3,429	3,000 3,000	3,000 3,000	3,000 3,000
01404000	Fleet	54420	Fuel Object Total	312,543 312,543	342,256 342,256	736,000 736,000	736,000 736,000	610,000 610,000
01013000	Municipal Court	54425	Furniture	6,300	2,131	500	500	500
01150012	EST Support Services	54425	Furniture	0	1,068	0	0	0
01150013	EST Data Analytics	54425	Furniture	2,029	0	0	0	0
01303500	Fire Logistics Facilities	54425	Furniture	10,845	5,713	3,000	3,000	3,000
01350000	Police Administration	54425	Furniture	6,872	1,868	10,000	10,000	10,000
01351000	Police Investigations	54425	Furniture	0	0	4,000	4,000	4,000
01100000	Finance	54425	Furniture Object Total	0 26,047	3,205 13,985	0 17,500	0 17,500	0 17,500
01015000	Public Market	54430	Merchandise for Resale	0	6,609	0	0	0
01503610	Farmers Market	54430	Merchandise for Resale	0	0	0	0	5,000
01503615	BBQ	54430	Merchandise for Resale	12,499	7,073	18,097	18,097	18,097
01503616	Chili Challenge	54430	Merchandise for Resale	6,452	7,346	3,173	3,173	3,173
01503625	Spinach Festival	54430	Merchandise for Resale	1,143	2,308	5,444	5,444	5,444
01506655	Art & Wine Fair	54430	Merchandise for Resale	4,751	3,523	5,200	5,200	5,200
01509646	Swimming Pools	54430	Merchandise for Resale	1,203	0	1,500	1,500	1,500
01509647	Ad Astra Pool	54430	Merchandise for Resale	3,029	2,824	8,599	8,599	8,599
01509648	Flat Rock Creek Pool	54430	Merchandise for Resale	3,302	3,220	4,857	4,857	4,857
01509649	Indian Trails Pool	54430	Merchandise for Resale	6,028	7,278	10,554	10,554	10,554
01509651	Swim Team	54430	Merchandise for Resale	0	0	1,387	1,387	1,387
82500001	Rec Center Administration	54430	Merchandise for Resale Object Total	0 38,408	2,521 42,702	3,000 61,811	3,000 61,811	27,750 91,561
01010000	Governing Body	54432	Recognition	1,985	3,027	3,500	3,500	3,500
01012000	Communications	54432	Recognition	515	304	520	520	520
01011000	City Administrator	54432	Recognition	0	0	500	500	500
01110000	Human Resources	54432	Recognition	7,964	8,887	10,000	10,000	10,000
01200000	CD Administration	54432	Recognition	561	306	500	500	500
01203000	Land Use	54432	Recognition	186	0	0	0	0
01204000	Engineering	54432	Recognition	0	54	0	0	0
01400000	Municipal Services Admin.	54432	Recognition Object Total	145 11,356	596 13,174	1,000 16,020	1,000 16,020	2,000 17,020
01110000	Human Resources	54434	Recognition - Events	6,678	19,769	10,250	10,250	10,250

ORG	ORG DESCRIPTION	OBJ	DESCRIPTION	2016	2017	2018	2018	2019
				ACTUAL	ACTUAL	ORIGINAL BUDGET	REVISED BUDGET	BUDGET
01204000	Engineering	54434	Recognition - Events	0	0	250	250	250
			Object Total	6,678	19,769	10,500	10,500	10,500
01010000	Governing Body	54442	Uniforms	0	0	1,000	1,000	1,000
01012000	Communications	54442	Uniforms	0	0	400	400	400
01013000	Municipal Court	54442	Uniforms	0	397	700	700	700
01110000	Human Resources	54442	Uniforms	80	0	0	0	0
01200000	CD Administration	54442	Uniforms	0	-40	0	0	0
01201000	Community Standards	54442	Uniforms	318	286	750	750	750
01202000	Building Inspection	54442	Uniforms	951	1,123	3,000	3,000	3,000
01203000	Land Use	54442	Uniforms	172	35	250	250	250
01204000	Engineering	54442	Uniforms	979	659	3,000	3,000	3,000
01303316	Fire Logistics Equipment	54442	Uniforms	123,097	146,368	130,000	130,000	135,000
01350000	Police Administration	54442	Uniforms	27,807	25,922	40,103	40,103	40,103
01351000	Police Investigations	54442	Uniforms	3,673	3,341	3,694	3,694	3,694
01352000	Patrol Administration	54442	Uniforms	56,214	36,194	41,927	41,927	40,000
01352307	Police Patrol - Bike	54442	Uniforms	0	3,396	0	0	0
01352402	Police Patrol - K9	54442	Uniforms	0	1,369	0	0	0
01352403	Police Patrol - Traffic	54442	Uniforms	0	94	0	0	0
01352404	Patrol Tactical	54442	Uniforms	0	15,779	0	0	0
01352405	Police Patrol - ACO	54442	Uniforms	0	267	0	0	0
01352407	Police Patrol - Firearms	54442	Uniforms	0	1,081	0	0	0
01380000	Emergency Management	54442	Uniforms	0	0	325	325	325
01352408	Police Patrol - Comm Policing	54442	Uniforms	0	1,323	0	0	0
01352409	Police Patrol - Training	54442	Uniforms	0	355	0	0	0
01400000	Municipal Services Admin.	54442	Uniforms	0	0	325	325	0
01403500	Facilities	54442	Uniforms	0	122	0	0	0
01404000	Fleet	54442	Uniforms	729	48	0	0	0
01500000	Parks & Rec. Administration	54442	Uniforms	0	0	1,063	1,063	1,363
01501000	Parks Maint. Administration	54442	Uniforms	0	0	550	550	550
01501612	Parks Support Services	54442	Uniforms	2,122	3,264	5,078	5,078	5,078
01502000	Parks Prog. Administration	54442	Uniforms	0	1,659	2,575	2,575	2,575
01502613	Thompson Barn	54442	Uniforms	0	624	300	300	300
01503610	Farmers Market	54442	Uniforms	0	0	0	0	100
01507642	Programs - Nature	54442	Uniforms	0	0	100	100	0
01509647	Ad Astra Pool	54442	Uniforms	1,914	1,023	1,497	1,497	1,497
01509648	Flat Rock Creek Pool	54442	Uniforms	1,548	1,173	1,117	1,117	1,117
01509649	Indian Trails Pool	54442	Uniforms	2,835	1,436	2,505	2,505	2,505
80405000	Stormwater Administration	54442	Uniforms	0	109	0	0	0
80405500	Stormwater Maintenance	54442	Uniforms	0	0	700	700	0
82500001	Rec Center Administration	54442	Uniforms	0	7,987	5,000	5,000	8,000
82501001	Rec Center Facilities	54442	Uniforms	0	0	600	600	600
82502659	Rec Center Support Services	54442	Uniforms	0	0	1,500	1,500	1,500
82506636	Rec Center Camps	54442	Uniforms	0	0	0	0	1,000
82509661	Rec Center Pools	54442	Uniforms	0	844	5,925	5,925	5,925
			Object Total	222,437	256,238	253,984	253,984	260,332
01202000	Building Inspection	54444	Uniforms - Boots	451	1,047	0	0	0
01204000	Engineering	54444	Uniforms - Boots	526	1,931	0	0	0
01401502	Highways & Streets	54444	Uniforms - Boots	2,829	2,549	3,500	3,500	3,500
01402504	Traffic	54444	Uniforms - Boots	780	680	1,000	1,000	1,000
01403500	Facilities	54444	Uniforms - Boots	423	865	980	980	1,000
01404000	Fleet	54444	Uniforms - Boots	1,017	988	1,400	1,400	1,400
01501000	Parks Maint. Administration	54444	Uniforms - Boots	15,788	19,538	17,120	17,120	17,120
01501612	Parks Support Services	54444	Uniforms - Boots	215	1,259	1,175	1,175	1,175
01502000	Parks Prog. Administration	54444	Uniforms - Boots	0	0	126	126	126
01503616	Chili Challenge	54444	Uniforms - Boots	0	0	126	126	126
80405000	Stormwater Administration	54444	Uniforms - Boots	135	120	300	300	300
80405500	Stormwater Maintenance	54444	Uniforms - Boots	2,081	2,289	2,100	2,100	2,500
			Object Total	24,246	31,266	27,827	27,827	28,247
01400000	Municipal Services Admin.	54446	Uniforms - Jackets/Bibs	35	230	2,000	2,000	2,000
01401502	Highways & Streets	54446	Uniforms - Jackets/Bibs	656	1,128	1,200	1,200	1,200
01402504	Traffic	54446	Uniforms - Jackets/Bibs	258	269	1,000	1,000	1,000
01403500	Facilities	54446	Uniforms - Jackets/Bibs	0	0	1,000	1,000	1,000
01404000	Fleet	54446	Uniforms - Jackets/Bibs	0	246	1,000	1,000	1,000
80405500	Stormwater Maintenance	54446	Uniforms - Jackets/Bibs	218	313	3,000	3,000	3,000
			Object Total	1,168	2,186	9,200	9,200	9,200
01150000	EST Administration	54448	Uniforms - Clothing	1,296	0	0	0	0
01204000	Engineering	54448	Uniforms - Clothing	2,100	2,029	0	0	0
01400000	Municipal Services Admin.	54448	Uniforms - Clothing	374	324	1,500	1,500	1,500
01401502	Highways & Streets	54448	Uniforms - Clothing	6,767	7,670	8,300	8,300	8,300

ORG	ORG DESCRIPTION	OBJ	DESCRIPTION	2016	2017	2018	2018	2019
				ACTUAL	ACTUAL	ORIGINAL BUDGET	REVISED BUDGET	BUDGET
01402504	Traffic	54448	Uniforms - Clothing	1,311	1,564	2,000	2,000	2,000
01403500	Facilities	54448	Uniforms - Clothing	1,246	1,355	1,300	1,300	2,200
01404000	Fleet	54448	Uniforms - Clothing	1,413	615	1,500	1,500	1,500
80405000	Stormwater Administration	54448	Uniforms - Clothing	249	0	1,500	1,500	1,500
80405500	Stormwater Maintenance	54448	Uniforms - Clothing	3,744	5,689	5,000	5,000	5,500
			Object Total	18,499	19,246	21,100	21,100	22,500
Commodities Total				3,116,234	3,874,522	4,726,125	4,730,065	4,710,453
01380000	Emergency Management	55100	Capital equipment	0	0	20,000	20,000	0
			Object Total	0	0	20,000	20,000	0
01150012	EST Support Services	55105	Equipment - Audio & Video	17,080	1,339	0	0	0
			Object Total	17,080	1,339	0	0	0
01400000	Municipal Services Admin.	55110	Equipment - Automotive	0	0	20,000	20,000	20,000
01404000	Fleet	55110	Equipment - Automotive	51,531	0	0	0	29,000
80405500	Stormwater Maintenance	55110	Equipment - Automotive	213,760	167,483	20,000	20,000	29,000
			Object Total	265,291	167,483	40,000	40,000	78,000
01401502	Highways & Streets	55115	Equipment - Heavy Motorized	6,810	0	125,000	125,000	0
01404000	Fleet	55115	Equipment - Heavy Motorized	0	20,301	0	0	0
			Object Total	6,810	20,301	125,000	125,000	0
01015000	Public Market	55125	Equipment - Other Capital	0	42,512	15,000	15,000	15,000
01303316	Fire Logistics Equipment	55125	Equipment - Other Capital	0	0	60,000	60,000	75,000
01401502	Highways & Streets	55125	Equipment - Other Capital	0	0	310,000	310,000	0
01404000	Fleet	55125	Equipment - Other Capital	0	150,659	0	0	0
01501500	Parks Maint. Facilities	55125	Equipment - Other Capital	25,000	24,430	25,000	25,000	25,000
01501612	Parks Support Services	55125	Equipment - Other Capital	10,977	12,385	11,406	11,406	12,906
80405500	Stormwater Maintenance	55125	Equipment - Other Capital	0	79,456	55,000	55,000	0
			Object Total	35,977	309,442	476,406	476,406	127,906
01150012	EST Support Services	55135	Equipment - Computer	1,991	0	0	0	0
			Object Total	1,991	0	0	0	0
01150014	EST Infrastructure	55140	Equipment - LAN	0	428,003	0	0	0
			Object Total	0	428,003	0	0	0
01150014	EST Infrastructure	55155	Equipment - Server	79,199	77,407	148,400	148,400	148,400
			Object Total	79,199	77,407	148,400	148,400	148,400
01100000	Finance	55200	Software	9,000	0	0	0	0
			Object Total	9,000	0	0	0	0
01150012	EST Support Services	55210	Software - Personal Computer	15,142	14,880	33,000	33,000	33,000
			Object Total	15,142	14,880	33,000	33,000	33,000
01150014	EST Infrastructure	55220	Software - Server	69,567	39,390	50,000	50,000	50,000
			Object Total	69,567	39,390	50,000	50,000	50,000
01150013	EST Data Analytics	55230	Software - Other	0	26,597	0	0	0
01404000	Fleet	55230	Software - Other	4,700	5,050	0	0	0
			Object Total	4,700	31,647	0	0	0
40501709	PRIF Zone 1	55302	Art	0	10,000	0	0	0
			Object Total	0	10,000	0	0	0
01404000	Fleet	55305	Building	210	485	0	0	0
01406000	Parking Structure	55305	Building	0	0	25,000	25,000	25,000
82500001	Rec Center Administration	55305	Building	0	0	25,000	21,060	25,000
			Object Total	210	485	50,000	46,060	50,000
46402000	TIP Zone 1	55340	Streets	0	5,000	0	0	0
			Object Total	0	5,000	0	0	0
28056000	Economic Development - Other	55810	Economic Development	0	100,000	0	0	864,169
51053000	Economic Development - TIF	55810	Economic Development	681,651	1,700,266	4,468,545	4,468,545	5,074,500
53053000	Economic Development - TIF	55810	Economic Development	1,327,815	1,521,711	1,669,610	1,669,610	2,625,805
54053000	Economic Development - TIF	55810	Economic Development	217,424	97,716	771,125	771,125	1,012,910
56051000	Economic Development - CID	55810	Economic Development	512,395	482,979	643,500	643,500	643,500
57051000	Economic Development - CID	55810	Economic Development	73,157	81,835	99,000	99,000	108,900
58051000	Economic Development - CID	55810	Economic Development	39,220	39,492	51,480	51,480	51,480

ORG	ORG DESCRIPTION	OBJ	DESCRIPTION	2016	2017	2018	2018	2019
				ACTUAL	ACTUAL	ORIGINAL BUDGET	REVISED BUDGET	BUDGET
59051000	Economic Development - CID	55810	Economic Development	37,147	54,063	59,400	59,400	69,300
61051000	Economic Development - CID	55810	Economic Development	34,556	40,057	41,580	41,580	59,400
62051000	Economic Development - CID	55810	Economic Development	0	0	89,100	89,100	89,100
63053000	Economic Development - TIF	55810	Economic Development	0	33,964	1,197,980	1,197,980	1,197,980
64051000	Economic Development - CID	55810	Economic Development	0	0	43,560	43,560	43,560
65051000	Economic Development - CID	55810	Economic Development	0	0	23,760	23,760	23,760
66051000	Economic Development - TIF	55810	Economic Development	0	0	27,720	27,720	27,720
Object Total				2,923,364	4,152,083	9,186,360	9,186,360	11,892,084
Capital Outlay Total				3,428,330	5,257,460	10,129,166	10,125,226	12,379,390
05700000	2003A GO Bonds	60105	Interest	33,876	23,374	11,856	11,856	0
05700000	2006C Special Assessment	60105	Interest	145,231	0	0	0	0
05700000	2006E GO Bonds	60105	Interest	24,091	22,291	20,491	20,491	18,491
05700000	2007B GO Bonds	60105	Interest	129,750	113,750	97,000	97,000	79,500
05700000	2008B Special Assessment	60105	Interest	100,125	88,125	75,525	75,525	62,525
05700000	2008B TIF	60105	Interest	294,550	265,550	235,551	235,551	204,550
05700000	2009A GO Bonds	60105	Interest	10,486	4,759	31,008	31,008	22,132
05700000	2010B GO Bonds	60105	Interest	144,569	135,869	127,168	127,168	118,168
05700000	2010B Special Assessment	60105	Interest	145,400	134,600	123,350	123,350	111,800
05700000	2010C GO Refunding Bonds	60105	Interest	357,212	245,932	124,660	124,660	0
05700000	2011A GO Bonds	60105	Interest	91,500	77,100	62,250	62,250	47,100
05700000	2012A GO Bonds	60105	Interest	70,013	61,350	52,912	52,912	44,025
05700000	2012A Special Assessment	60105	Interest	231,631	223,194	214,532	214,532	205,418
05700000	2013A GO Bonds	60105	Interest	83,150	75,950	68,550	68,550	61,050
05700000	2013A Special Assessment	60105	Interest	21,425	20,525	19,626	19,626	18,625
05700000	2014A GO Bonds	60105	Interest	340,544	312,944	265,444	265,444	245,544
05700000	2014B GO Refunding Bonds	60105	Interest	81,000	201,500	161,250	161,250	119,750
05700000	2015A GO Bonds	60105	Interest	510,441	438,275	420,575	420,575	390,325
05700000	2015A Special Assessment	60105	Interest	171,169	146,450	140,000	140,000	129,000
05700000	2015A Refunding Bonds	60105	Interest	218,925	184,400	173,600	173,600	155,350
05700000	2015B Civic Center Bonds	60105	Interest	403,724	567,738	567,738	567,738	567,738
05700000	2017 GO Bonds	60105	Interest	0	0	125,000	0	0
05700000	2018 GO Bonds	60105	Interest	0	0	0	0	755,494
06700000	TIF Debt Service	60105	Interest	38,801	50,500	247,205	246,203	246,203
28056000	Economic Development - Other	60105	Interest	126,406	124,006	116,506	116,506	113,306
80405000	Stormwater Administration	60105	Interest	17,184	17,214	17,736	17,736	17,736
80700000	Stormwater Debt Service	60105	Interest	0	0	129,285	0	275,730
80700000	2003A SW Debt Service	60105	Interest	16,124	11,126	5,644	5,644	0
80700000	2006C SW Debt Service	60105	Interest	111,550	0	0	0	0
80700000	2006E SW Debt Service	60105	Interest	53,066	49,466	45,264	45,264	41,266
80700000	2007B SW Debt Service	60105	Interest	143,250	134,000	124,500	124,500	114,500
80700000	2009A SW Debt Service	60105	Interest	116,630	111,105	68,206	68,206	63,769
80700000	2010B SW Debt Service	60105	Interest	34,363	32,713	31,062	31,062	29,412
80700000	2010B SW Debt Service (SA)	60105	Interest	13,750	11,350	8,950	8,950	6,400
80700000	2010C SW Debt Service	60105	Interest	170,038	117,068	59,340	59,340	0
80700000	2011A SW Debt Service	60105	Interest	36,419	34,769	33,118	33,118	31,318
80700000	2012A SW Debt Service	60105	Interest	32,144	29,894	27,644	27,644	25,282
80700000	2012B SW Debt Service	60105	Interest	86,350	79,850	73,150	73,150	66,450
80700000	2013A SW Debt Service	60105	Interest	93,056	90,656	88,256	88,256	85,756
80700000	2014A SW Debt Service	60105	Interest	33,956	32,756	30,506	30,506	29,606
80700000	2014B SW Debt Service	60105	Interest	81,625	145,812	127,562	127,562	108,062
80700000	2015A SW Debt Service	60105	Interest	70,875	61,500	59,700	59,700	56,450
Object Total				4,884,400	4,477,461	4,411,720	4,156,433	4,667,831
05700000	2003A GO Bonds	60210	Principal Redemption	210,025	230,350	237,125	237,125	0
05700000	2006C Special Assessment	60210	Principal Redemption	490,000	0	0	0	0
05700000	2006E GO Bonds	60210	Principal Redemption	45,000	45,000	50,000	50,000	50,000
05700000	2007B GO Bonds	60210	Principal Redemption	320,000	335,000	350,000	350,000	370,000
05700000	2008B Special Assessment	60210	Principal Redemption	300,000	315,000	325,000	325,000	245,000
05700000	2008B TIF	60210	Principal Redemption	725,000	750,000	775,000	775,000	810,000
05700000	2009A GO Bonds	60210	Principal Redemption	265,000	275,000	280,000	280,000	290,000
05700000	2010B GO Bonds	60210	Principal Redemption	290,000	290,000	300,000	300,000	285,000
05700000	2010B Special Assessment	60210	Principal Redemption	360,000	375,000	385,000	385,000	395,000
05700000	2010C GO Refunding Bonds	60210	Principal Redemption	2,225,587	2,425,450	2,493,200	2,493,200	0
05700000	2011A GO Bonds	60210	Principal Redemption	480,000	495,000	505,000	505,000	520,000
05700000	2012A GO Bonds	60210	Principal Redemption	385,000	375,000	395,000	395,000	400,000
05700000	2012A Special Assessment	60210	Principal Redemption	375,000	385,000	405,000	405,000	395,000
05700000	2013A GO Bonds	60210	Principal Redemption	360,000	370,000	375,000	375,000	385,000
05700000	2013A Special Assessment	60210	Principal Redemption	45,000	45,000	50,000	50,000	50,000
05700000	2014A GO Bonds	60210	Principal Redemption	920,000	950,000	995,000	995,000	1,015,000
05700000	2014B GO Refunding Bonds	60210	Principal Redemption	290,000	805,000	830,000	830,000	885,000
05700000	2015A GO Bonds	60210	Principal Redemption	515,000	590,000	605,000	605,000	635,000

ORG	ORG DESCRIPTION	OBJ	DESCRIPTION	2016		2018		2019
				ACTUAL	ACTUAL	ORIGINAL BUDGET	REVISED BUDGET	BUDGET
05700000	2015A Special Assessment	60210	Principal Redemption	190,000	215,000	220,000	220,000	235,000
05700000	2015A Refunding Bonds	60210	Principal Redemption	340,000	360,000	365,000	365,000	385,000
05700000	2017 GO Bonds	60210	Principal Redemption	0	0	446,294	0	0
05700000	2015B Civic Center Bonds	60210	Principal Redemption	0	0	0	0	645,000
05700000	2018 GO Bonds	60210	Principal Redemption	0	0	0	0	1,238,477
06700000	TIF Debt Service	60210	Principal Redemption	181,199	184,500	0	0	0
28056000	Economic Development - Other	60210	Principal Redemption	80,000	150,000	160,000	160,000	160,000
80700000	Stormwater Debt Service	60210	Principal Redemption	0	0	144,317	0	307,790
80700000	2003A SW Debt Service	60210	Principal Redemption	99,975	109,650	112,875	112,875	0
80700000	2006C SW Debt Service	60210	Principal Redemption	185,000	0	0	0	0
80700000	2006E SW Debt Service	60210	Principal Redemption	90,000	105,000	100,000	100,000	115,000
80700000	2007B SW Debt Service	60210	Principal Redemption	185,000	190,000	200,000	200,000	210,000
80700000	2009A SW Debt Service	60210	Principal Redemption	130,000	130,000	140,000	140,000	140,000
80700000	2010B SW Debt Service	60210	Principal Redemption	55,000	55,000	55,000	55,000	60,000
80700000	2010B SW Debt Service (SA)	60210	Principal Redemption	80,000	80,000	85,000	85,000	80,000
80700000	2010C SW Debt Service	60210	Principal Redemption	1,059,413	1,154,550	1,186,800	1,186,800	0
80700000	2011A SW Debt Service	60210	Principal Redemption	55,000	55,000	60,000	60,000	60,000
80700000	2012A SW Debt Service	60210	Principal Redemption	100,000	100,000	105,000	105,000	110,000
80700000	2012B SW Debt Service	60210	Principal Redemption	325,000	335,000	335,000	335,000	335,000
80700000	2013A SW Debt Service	60210	Principal Redemption	120,000	120,000	125,000	125,000	125,000
80700000	2014A SW Debt Service	60210	Principal Redemption	40,000	45,000	45,000	45,000	45,000
80700000	2014B SW Debt Service	60210	Principal Redemption	180,000	365,000	390,000	390,000	395,000
80700000	2015A SW Debt Service	60210	Principal Redemption	50,000	60,000	65,000	65,000	65,000
			Object Total	12,146,199	12,869,500	13,695,611	13,105,000	11,441,267
			Debt Service Total	17,030,599	17,346,961	18,107,331	17,261,433	16,109,098
01030000	Transfers	70100	Transfers	59,180	8,603,333	21,000	21,000	22,000
05700000	Debt Service	70100	Transfers	0	0	691,000	691,000	611,000
25401502	Special Highway - Streets	70100	Transfers	1,626,199	1,405,139	1,434,560	1,434,560	1,435,000
26350000	Drug & Alcohol Awareness	70100	Transfers	63,937	61,229	66,500	66,500	60,000
27501000	Special Parks & Recreation	70100	Transfers	248,925	264,033	256,556	256,556	266,000
28056000	Economic Development - Other	70100	Transfers	23,000	23,000	879,755	879,755	22,000
40501703	PRIF Zone 1	70100	Transfers	0	663,622	275,000	275,000	275,000
41501704	PRIF Zone 2	70100	Transfers	0	60,455	100,000	100,000	100,000
42501705	PRIF Zone 3	70100	Transfers	0	24,415	65,000	65,000	100,000
46402000	TIP Zone 1	70100	Transfers	210,000	190,000	320,000	320,000	320,000
47402000	TIP Zone 2	70100	Transfers	0	0	102,000	102,000	150,000
48402000	TIP Zone 3	70100	Transfers	0	0	76,000	76,000	76,000
51053000	Economic Development - TIF	70100	Transfers	779,711	703,520	22,455	22,455	25,500
52053000	Economic Development - TIF	70100	Transfers	225,700	248,447	0	0	0
53053000	Economic Development - TIF	70100	Transfers	3,013	3,395	8,390	8,390	13,195
54053000	Economic Development - TIF	70100	Transfers	0	0	3,875	3,875	5,090
56051000	Economic Development - CID	70100	Transfers	10,735	4,879	6,500	6,500	6,500
57051000	Economic Development - CID	70100	Transfers	1,590	827	1,000	1,000	1,100
58051000	Economic Development - CID	70100	Transfers	720	399	520	520	520
59051000	Economic Development - CID	70100	Transfers	865	546	600	600	700
61051000	Economic Development - CID	70100	Transfers	624	405	420	420	600
62051000	Economic Development - CID	70100	Transfers	215	186	900	900	900
63053000	Economic Development - TIF	70100	Transfers	0	171	6,020	6,020	6,020
64051000	Economic Development - CID	70100	Transfers	0	0	440	440	440
65051000	Economic Development - CID	70100	Transfers	0	0	240	240	240
66051000	Economic Development - TIF	70100	Transfers	0	0	280	280	280
			Object Total	3,254,412	12,258,001	4,339,011	4,339,011	3,498,085
01030000	Transfers	70104	Transfers - CIF	14,955,977	7,196,635	14,401,500	20,459,354	15,109,749
			Object Total	14,955,977	7,196,635	14,401,500	20,459,354	15,109,749
01030000	Transfers	70110	Transfers - FMF	350,000	350,000	500,000	500,000	500,000
			Object Total	350,000	350,000	500,000	500,000	500,000
01030000	Transfers	70112	Transfers - ERF	1,400,000	1,400,000	1,500,000	1,500,000	1,700,000
			Object Total	1,400,000	1,400,000	1,500,000	1,500,000	1,700,000
80405000	Stormwater Administration	70116	Transfers - Stormwater	1,160,336	650,878	1,300,000	1,300,000	1,719,116
			Object Total	1,160,336	650,878	1,300,000	1,300,000	1,719,116
01030000	Transfers	70118	Transfers - TIF	0	0	2,079,000	2,079,000	1,837,000
			Object Total	0	0	2,079,000	2,079,000	1,837,000
01030000	Transfers	70122	Transfers - Rec Center	0	328,408	231,948	231,948	363,204
			Object Total	0	328,408	231,948	231,948	363,204

ORG	ORG DESCRIPTION	OBJ	DESCRIPTION	2016	2017	2018	2018	2019
				ACTUAL	ACTUAL	ORIGINAL BUDGET	REVISED BUDGET	BUDGET
01030000	Transfers	70500	Fund Balance Reserve	0	8,681,357	26,134,082	0	27,292,206
05700000	Debt Service	70500	Fund Balance Reserve	0	0	3,059,202	0	3,459,951
25401502	Special Highway - Streets	70500	Fund Balance Reserve	0	0	354,323	0	360,861
26350000	Drug & Alcohol Awareness	70500	Fund Balance Reserve	0	0	457,108	0	492,475
27501000	Special Parks & Recreation	70500	Fund Balance Reserve	0	0	65,235	0	62,250
28056000	Economic Development - Other	70500	Fund Balance Reserve	0	0	1,198,428	0	1,488,143
40501703	PRIF Zone 1	70500	Fund Balance Reserve	0	0	912,221	0	489,364
41501704	PRIF Zone 2	70500	Fund Balance Reserve	0	0	428,347	0	478,516
42501705	PRIF Zone 3	70500	Fund Balance Reserve	0	0	387,315	0	502,732
43501706	Street Tree Zone 1	70500	Fund Balance Reserve	0	0	106,212	0	105,944
44501707	Street Tree Zone 2	70500	Fund Balance Reserve	0	0	81,722	0	141,531
45501708	Street Tree Zone 3	70500	Fund Balance Reserve	0	0	205,004	0	184,304
46402000	TIP Zone 1	70500	Fund Balance Reserve	0	0	846,492	0	869,336
47402000	TIP Zone 2	70500	Fund Balance Reserve	0	0	205,039	0	456,482
48402000	TIP Zone 3	70500	Fund Balance Reserve	0	0	471,150	0	576,810
50052000	Economic Development - NRD	70500	Fund Balance Reserve	0	0	69,202	0	167,341
51053000	Economic Development - TIF	70500	Fund Balance Reserve	0	0	1,396,992	0	1,984,441
53053000	Economic Development - TIF	70500	Fund Balance Reserve	0	0	1,137	0	5,160
54053000	Economic Development - TIF	70500	Fund Balance Reserve	0	0	560,464	0	1,380,132
56051000	Economic Development - CID	70500	Fund Balance Reserve	0	0	106,397	0	101,296
57051000	Economic Development - CID	70500	Fund Balance Reserve	0	0	11,257	0	14,381
58051000	Economic Development - CID	70500	Fund Balance Reserve	0	0	6,710	0	7,177
59051000	Economic Development - CID	70500	Fund Balance Reserve	0	0	8,534	0	8,946
61051000	Economic Development - CID	70500	Fund Balance Reserve	0	0	7,982	0	9,429
62051000	Economic Development - CID	70500	Fund Balance Reserve	0	0	30,907	0	82,292
63053000	Economic Development - CID	70500	Fund Balance Reserve	0	0	0	0	295,152
64051000	Economic Development - CID	70500	Fund Balance Reserve	0	0	0	0	9,439
65051000	Economic Development - CID	70500	Fund Balance Reserve	0	0	0	0	1,142
66051000	Economic Development - CID	70500	Fund Balance Reserve	0	0	0	0	2,709
80405000	Stormwater Administration	70500	Fund Balance Reserve	0	0	827,016	0	2,225,200
82500001	Rec Center Administration	70500	Fund Balance Reserve	0	0	0	0	303,753
			Object Total	0	8,681,357	37,938,478	0	43,558,895
01030000	Transfers	70900	Transfers Out - Accrual	102,696	245,926	0	0	0
			Object Total	102,696	245,926	0	0	0
Transfers Total				21,223,421	31,111,205	62,289,937	30,409,313	68,286,049
Grand Total				93,742,546	109,522,170	153,887,303	121,160,781	164,067,177

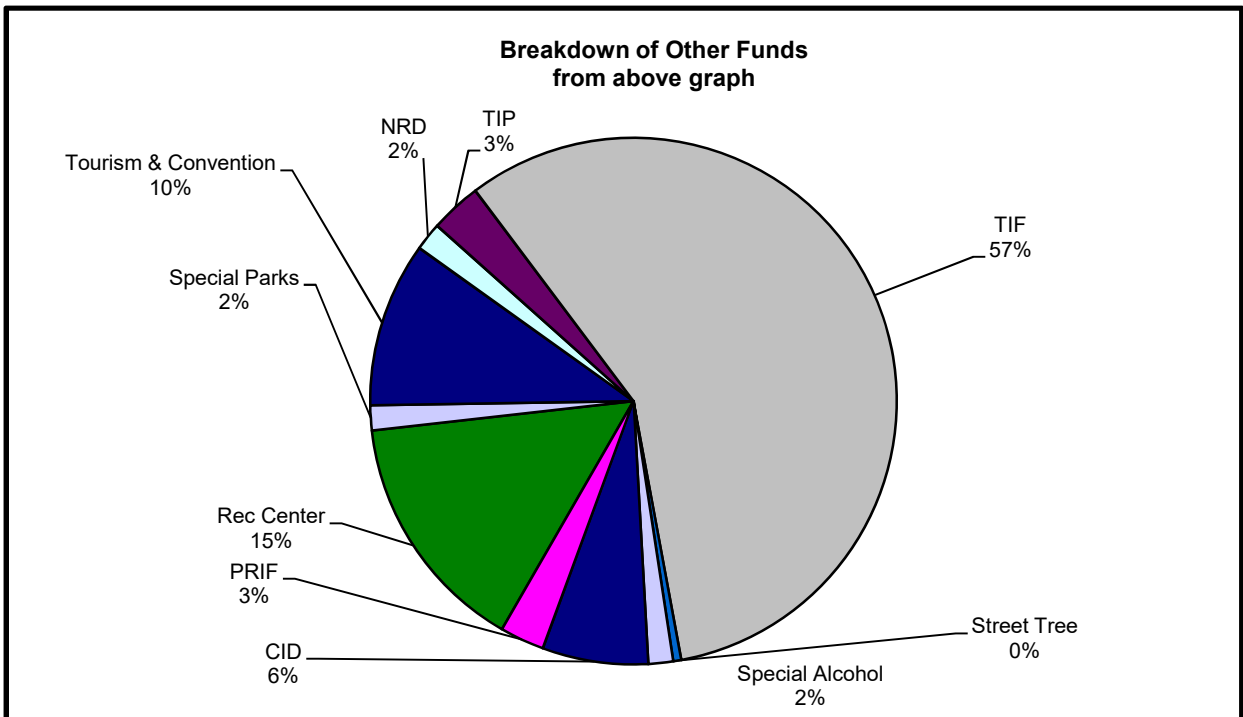
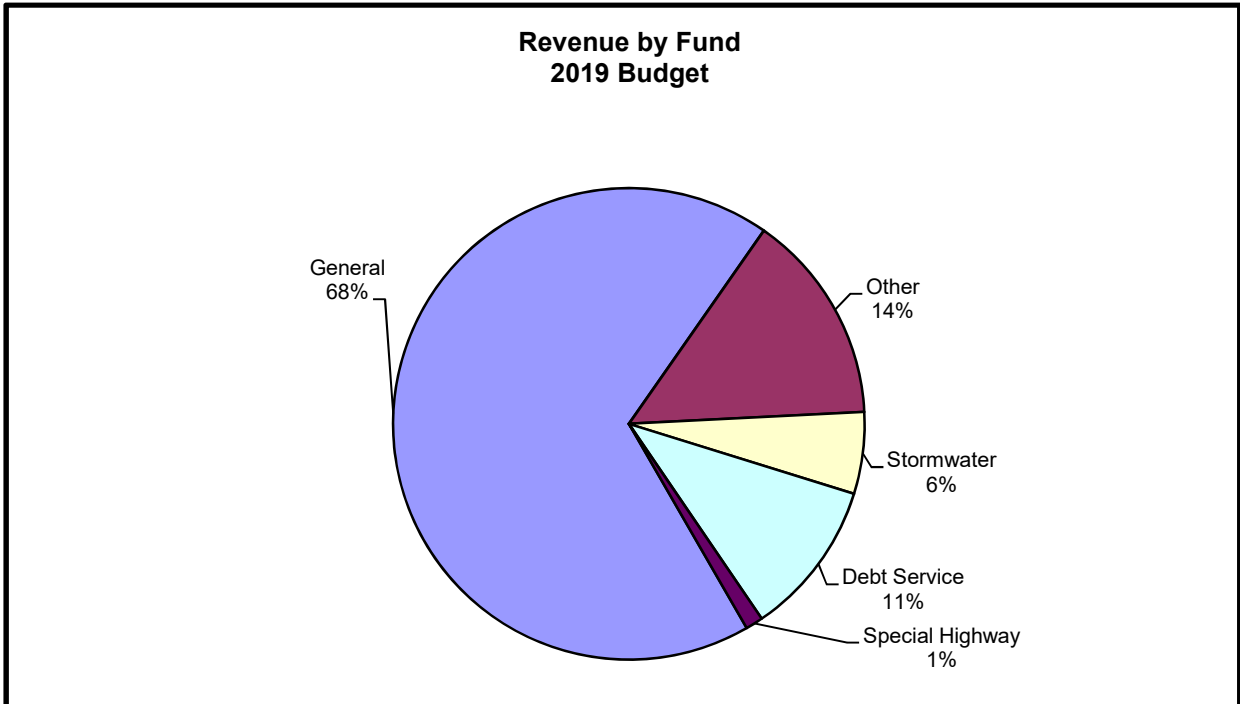


Detail Revenue by Fund

**Annual Budget Document
2019
City of Lenexa
January 1 - December 31**



Revenue by Fund



The detail supporting these graphs is on the following pages.



Detail Revenue by Fund

ORG	Fund	OBJ	DESCRIPTION	2016	2017	2018	2018	2019
				ACTUAL	ACTUAL	ORIGINAL BUDGET	REVISED BUDGET	BUDGET
01	General Fund	41110	Property Tax Current	20,221,891	23,431,476	25,551,365	25,556,942	26,770,897
01	General Fund	41115	Property Tax Delinquent	135,474	64,191	135,000	135,000	65,000
01	General Fund	41200	PILOT	0	0	270,000	270,000	272,000
			Subtotal	20,357,365	23,495,667	25,956,365	25,961,942	27,107,897
01	General Fund	42105	Communications Franchise Tax	1,029,449	978,961	1,000,000	979,000	979,000
01	General Fund	42110	Gas Franchise Tax	924,920	1,169,710	944,000	1,170,000	1,205,000
01	General Fund	42115	Electric Franchise Tax	5,063,297	4,991,990	5,165,000	5,165,000	5,320,000
01	General Fund	42120	Other Franchise Tax	2,000	2,009	1,000	1,000	2,000
01	General Fund	42124	Franchise Tax Electric Accrual	54,414	-106,773	0	0	0
01	General Fund	42126	Franchise Gas Electric Accrual	-38	-645	0	0	0
01	General Fund	42128	Franchise Tax Communications Accrual	-3,856	-3,921	0	0	0
01	General Fund	42200	Motor Vehicle Excise Tax	2,034,712	2,036,507	2,294,124	2,294,124	2,369,311
01	General Fund	42205	Recreational Vehicle Tax	5,823	5,454	6,396	6,396	6,774
01	General Fund	42208	Watercraft Tax	2,401	2,177	0	0	0
01	General Fund	42210	Heavy Truck Tax	1,891	2,306	2,461	2,461	1,535
01	General Fund	42215	Rental Excise Tax	27,072	25,079	29,183	29,183	28,290
01	General Fund	42217	Commercial motor vehicle tax	104,460	103,252	105,054	105,054	121,970
01	General Fund	42311	Sales Tax General	11,758,872	12,538,326	12,647,075	12,903,310	13,290,409
01	General Fund	42312	City Sales 3/8	4,409,577	4,701,872	4,742,654	4,838,740	4,983,902
01	General Fund	42320	Sales Tax County	7,730,801	8,631,863	9,564,413	9,433,919	9,716,937
01	General Fund	42331	Compensating Use General	4,327,629	4,180,054	4,414,182	4,325,898	4,325,898
01	General Fund	42332	Compensating Use 3/8	1,622,861	1,567,520	1,655,318	1,622,212	1,622,212
01	General Fund	42334	Compensating Use County	1,564,522	1,813,008	1,917,195	2,007,195	2,047,339
01	General Fund	42336	City Sales Tax Accrual	271,746	545,606	0	0	0
01	General Fund	42338	County Sales Tax Accrual	50,910	-217,029	0	0	0
01	General Fund	42340	Compensating Use Accrual	41,706	-121,614	0	0	0
01	General Fund	42342	3/8 Sales Tax Accrual	98,089	27,483	0	0	0
01	General Fund	42344	3/8 Compensating Use Accrual	4,607	-67,678	0	0	0
01	General Fund	42410	Special Liquor Tax	248,925	264,033	256,556	256,556	266,000
01	General Fund	42411	Special Liquor Tax Accrual	4,877	-2,985	0	0	0
01	General Fund	42425	Excise Tax	676,916	2,281,357	500,000	500,000	500,000
			Subtotal	42,058,582	45,347,922	45,244,611	45,640,048	46,786,577
01200000	General Fund	43110	Animal License	30,735	38,789	30,000	30,000	40,000
01200000	General Fund	43125	Liquor	0	0	1,500	1,500	1,500
01200000	General Fund	43130	CMB License	5,248	4,090	4,500	4,500	4,250
01200000	General Fund	43135	CMB Stamp License	675	-75	500	500	500
01200000	General Fund	43140	Drinking License	12,000	11,500	10,000	10,000	11,500
01200000	General Fund	43145	Business License	495,225	494,879	500,000	500,000	500,000
01200000	General Fund	43150	Massage Therapy	9,515	8,565	10,000	10,000	8,750
01200000	General Fund	43155	License - Refuse Hauling	0	0	1,000	1,000	1,000
01200000	General Fund	43157	License - Other	65	65	0	0	0
01200000	General Fund	43205	Building Permit	1,409,738	1,824,313	1,000,000	1,000,000	1,500,000
01300000	General Fund	43215	Burn Permit	1,850	2,175	3,000	3,000	3,000
01300000	General Fund	43220	Blast Permit	2,500	2,000	2,000	2,000	2,000
01200000	General Fund	43225	Public Improvements Permit	133,609	271,118	100,000	100,000	200,000
01200000	General Fund	43227	Site Development Permit	1,600	2,100	2,500	2,500	2,500
01350000	General Fund	43235	Oversize/Overweight	0	150	0	0	0
01200000	General Fund	43242	ROW Permit	410,185	68,355	150,000	150,000	75,000
01350000	General Fund	43245	Security Permit	0	0	0	0	0
01200000	General Fund	43265	Sign Permit	18,640	17,210	17,500	17,500	17,500
01200000	General Fund	43950	Permit - Other	0	0	0	0	0
			Subtotal	2,531,585	2,745,234	1,832,500	1,832,500	2,367,500
01	General Fund	44205	Grant - Federal	1,973	0	0	0	0
			Subtotal	1,973	0	0	0	0
01350000	General Fund	45005	Fingerprint Fee	2,995	3,047	3,200	3,200	3,200
01350000	General Fund	45010	Police Accident Report	1,505	1,385	1,000	1,000	1,000
01350000	General Fund	45011	Police Discovery	13,132	14,680	11,550	11,550	13,550

ORG	Fund	OBJ	DESCRIPTION	2016	2017	2018	2018	2019
				ACTUAL	ACTUAL	ORIGINAL BUDGET	REVISED BUDGET	BUDGET
01350000	General Fund	45012	Police Discovery Accident Report	0	0	2,000	2,000	0
01350000	General Fund	45013	Police Open Records Request	3,206	2,176	5,000	5,000	5,000
01350000	General Fund	45014	Police Discovery Offense Report	542	0	0	0	0
01350000	General Fund	45016	Police Discovery Photo DVD	280	0	0	0	0
01350000	General Fund	45018	Police Discovery Postage	225	0	0	0	0
01350000	General Fund	45020	Police Discovery Tape DVD	1,275	0	0	0	0
01350000	General Fund	45035	Police Fee - Police Report	1,345	1,545	1,500	1,500	1,500
01300000	General Fund	45050	Ambulance Fee	55,321	58,505	60,000	60,000	60,000
01300000	General Fund	45060	Standby Fee	750	0	1,000	1,000	1,000
01500000	General Fund	45070	Fee - Special Permit	0	300	0	0	0
01200000	General Fund	45110	Plan Fee	9,119	9,785	10,000	10,000	10,000
01200000	General Fund	45112	Fee - Preliminary Plan	0	600	500	500	500
01200000	General Fund	45113	Fee - Final Plan	1,800	2,550	2,500	2,500	2,500
01200000	General Fund	45114	Fee - Final Plat	2,800	6,250	2,500	2,500	5,000
01200000	General Fund	45115	Fee - Rezoning	5,350	6,350	7,500	7,500	7,500
01200000	General Fund	45116	Fee - SUP	5,200	4,650	7,500	7,500	5,000
01200000	General Fund	45117	Fee - Board of Zoning Appeal	0	150	0	0	0
01200000	General Fund	45118	Staff Review	1,125	1,500	2,500	2,500	2,000
01200000	General Fund	45120	Fee - Plan	2,899	1,599	2,500	2,500	2,000
01201000	General Fund	45122	Code Enforcement Fee	4,390	5,100	10,000	10,000	10,000
01200000	General Fund	45124	Rental Inspection	194,815	180,695	250,000	250,000	200,000
01200000	General Fund	45126	Special Event Fee	2,315	2,060	2,500	2,500	2,000
01200000	General Fund	45128	Vacation Petition	0	600	1,500	1,500	1,000
01013000	General Fund	45152	Court Appointed Attorney Fee	22,925	28,195	23,000	23,000	23,000
01013000	General Fund	45154	Court Cost	104,253	87,751	106,000	106,000	106,000
01013000	General Fund	45156	Court Fingerprint	29,582	29,288	30,000	30,000	30,000
01013000	General Fund	45158	Diversion	159,319	135,937	158,000	158,000	158,000
01013000	General Fund	45160	Monitoring	193	441	0	0	0
01	General Fund	45215	Economic Development Fee	68,075	27,600	40,000	40,000	40,000
01	General Fund	45232	Other Fee	200,000	200,005	200,000	200,000	200,000
01	General Fund	45235	TIF Administrative Fee	1,129	1,242	0	0	0
01401502	General Fund	45405	Dumpster Fee	25,209	19,965	20,000	20,000	20,000
01404000	General Fund	45415	Fee - Fuel	19,796	15,817	23,000	23,000	23,000
01015000	General Fund	45550	Fee - Public Market Event	0	14,983	0	0	45,000
01504637	General Fund	45608	Lenexa Arts Council	0	379	0	0	0
01504637	General Fund	45609	Lenexa Arts Council - sales tax	0	8	0	0	0
01503624	General Fund	45622	Sports & Athletics	12,667	-1,866	0	0	0
01505634	General Fund	45632	Tournament	0	75	0	0	0
01300000	General Fund	45650	CPR Class Fee	1,980	240	0	0	0
01500000	General Fund	45750	Rental - Community Forum	0	613	0	0	0
01500000	General Fund	45751	Rental - Prairie Star	0	600	0	0	0
01500000	General Fund	45752	Rental - Santa Fee	0	500	0	0	2,000
01500000	General Fund	45753	Rental - Kitchen	0	300	0	0	25,000
01503615	General Fund	45804	BBQ Admissions Tax	0	2	0	0	0
01503611	General Fund	45835	Movie in Park Concession Vendor	250	75	0	0	0
01503619	General Fund	45835	Enchanted Forest Concession Vendor	75	0	0	0	0
01503627	General Fund	45859	Tails on Trails Vendor	500	595	0	0	0
01503627	General Fund	45860	Tails on Trails Souvenir	0	9	0	0	0
01503627	General Fund	45861	Tails on Trails Swim Admission	328	1,424	0	0	0
01506655	General Fund	45863	Art & Wine Fair Booth	4,465	4,574	4,750	4,750	4,750
01506655	General Fund	45864	Art & Wine Fair Vendors	492	755	600	600	600
01506655	General Fund	45865	Art & Wine Fair Souvenirs	9	67	500	500	500
01506655	General Fund	45867	Art & Wine Fair Admission	12,301	10,696	40,000	40,000	40,000
01506655	General Fund	45868	Art & Wine Fair Admission Tax	1	0	0	0	0
01503627	General Fund	45869	Tails on Trails Admission Tax	-153	0	0	0	0
01509649	General Fund	45912	Indian Trails Pool Rental	336	3,806	0	0	0
01505634	General Fund	45602	Adult Program	9,856	4,868	10,000	10,000	10,000
01504630	General Fund	45604	Program - Basketball	3,241	4,035	17,000	17,000	18,000
01504628	General Fund	45606	Adult Fitness	16,073	13,059	23,000	23,000	23,000
01507642	General Fund	45610	Naturalist class	4,723	4,555	1,800	1,800	1,800
01504632	General Fund	45612	Other Programs	3,358	1,883	8,000	8,000	8,000
01504629	General Fund	45614	Senior Citizen Program	10,964	7,357	15,000	15,000	15,000
01504629	General Fund	45616	Senior Taxi	20,268	714	0	0	0
01504632	General Fund	45620	Special Populations	0	0	2,000	2,000	2,000
01505634	General Fund	45622	YouthSports & Athletics	3,559	3,804	28,000	28,000	30,000
01508645	General Fund	45626	Tennis	3,451	1,354	9,771	9,771	9,771
01508645	General Fund	45628	Tennis Court Lights	370	94	400	400	400
01504632	General Fund	45630	Theatre Programs	0	0	2,000	2,000	2,000
01504631	General Fund	45634	Trips	32,999	39,563	35,000	35,000	36,000
01505634	General Fund	45636	Volleyball	-6	395	2,000	2,000	2,000
01504632	General Fund	45638	Youth Programs	76,673	76,253	64,060	64,060	64,060
01502612	General Fund	45715	Community Center Rental	55,525	60,102	78,000	78,000	78,000
01508644	General Fund	45720	Sports Field Rental	51,167	49,889	500	500	500

ORG	Fund	OBJ	DESCRIPTION	2016	2017	2018	2018	2019
				ACTUAL	ACTUAL	ORIGINAL BUDGET	REVISED BUDGET	BUDGET
01502613	General Fund	45725	Thompson Barn Rental	235,711	234,078	127,000	127,000	200,000
01502612	General Fund	45730	NGA Rental	100	0	0	0	0
01502614	General Fund	45735	Park Shelter Rental	42,473	42,925	30,000	30,000	30,000
01502612	General Fund	45740	Senior Center Rental	15,990	16,185	23,500	23,500	23,500
01503615	General Fund	45802	BBQ Admission	25,768	29,925	44,000	44,000	44,000
01503615	General Fund	45806	BBQ Contestant	37,800	37,500	40,000	40,000	40,000
01503615	General Fund	45808	BBQ Electricity	7,900	7,800	0	0	0
01503615	General Fund	45810	BBQ Parking	2,595	2,367	0	0	0
01503615	General Fund	45812	BBQ Souvenirs	2,280	2,290	4,000	4,000	4,000
01503615	General Fund	45816	BBQ Vendor	2,058	1,419	0	0	0
01503616	General Fund	45826	Chili Contestants	12,241	13,601	15,000	15,000	15,000
01503616	General Fund	45828	Chili Souvenir	2,182	2,576	0	0	0
01503616	General Fund	45832	Chili Vendor	617	666	0	0	0
01503619	General Fund	45836	Enchanted Admission	0	0	7,000	7,000	7,000
01503620	General Fund	45844	Freedom Run	29,637	35,403	35,000	35,000	35,000
01503623	General Fund	45846	Other Events	-5	0	2,000	2,000	2,000
01503625	General Fund	45848	Spinach Admission	0	0	2,000	2,000	2,000
01503625	General Fund	45852	Spinach Crafter	10,230	5,628	10,000	10,000	10,000
01503625	General Fund	45854	Spinach Souvenir	1,042	794	400	400	400
01503625	General Fund	45858	Spinach Vendor	1,167	1,000	1,000	1,000	1,000
01509647	General Fund	45902	Ad Astra Pool Guest	28,227	22,364	30,721	30,721	30,721
01509647	General Fund	45904	Ad Astra Pool Rental	0	4,550	8,918	8,918	8,918
01509648	General Fund	45906	Flat Rock Creek Pool Guest	16,643	15,514	16,594	16,594	16,594
01509648	General Fund	45908	Flat Rock Creek Pool Rental	1,260	136	1,230	1,230	1,230
01509649	General Fund	45910	Indian Trails Pool Guest	51,610	61,467	65,625	65,625	65,625
01509649	General Fund	45914	Pool Membership	115,489	108,092	207,750	207,750	140,000
01509650	General Fund	45916	Swim Lessons	34,464	36,570	30,750	30,750	30,750
01509651	General Fund	45918	Swim Team	17,069	21,744	25,625	25,625	25,625
01500000	General Fund	45950	Damage Fee	500	275	0	0	0
			Subtotal	1,961,386	1,860,397	2,055,244	2,055,244	2,084,494
01352000	General Fund	46100	Alarm Fines	65,928	79,965	60,000	60,000	60,000
01352000	General Fund	46105	Alcohol Fines	24	0	0	0	0
01352000	General Fund	46115	Court & Cost	1,178,803	920,538	1,230,000	1,230,000	1,230,000
01201000	General Fund	46120	Nuisance Fine	396	460	1,000	1,000	1,000
01201000	General Fund	46125	Weed Fine	18,287	13,688	20,000	20,000	20,000
			Subtotal	1,263,438	1,014,651	1,311,000	1,311,000	1,311,000
01	General Fund	47120	Investment earnings	406	174,464	450,000	450,000	675,000
01	General Fund	47130	Investment Earnings - M2M	244,885	27,355	0	0	0
01350401	General Fund	47500	Tower Lease	430,242	379,163	357,000	357,000	398,000
01	General Fund	47509	City Hall Lease	0	65,213	117,320	117,320	189,853
01015000	General Fund	47510	Public Market Lease	0	25,249	50,890	50,890	126,000
01015000	General Fund	47520	Public Market Daycart rental	0	1,875	0	0	2,000
01	General Fund	47600	Rents & Royalties	20,091	20,091	20,091	20,091	20,091
			Subtotal	695,624	693,410	995,301	995,301	1,410,944
01509646	General Fund	48103	Lanyards sales	123	51	0	0	0
01509647	General Fund	48105	Concessions Ad Astra	7,422	5,807	17,340	17,340	17,340
01509647	General Fund	48110	Concessions Ad Astra Sales Tax	-5	8	0	0	0
01509648	General Fund	48115	Concessions Flat Rock Creek	6,252	6,579	8,670	8,670	8,670
01509648	General Fund	48120	Concessions Flat Rock Creek Sales Tax	-36	2	0	0	0
01509649	General Fund	48125	Concessions Indian Trails	15,867	17,032	25,500	25,500	25,500
01509649	General Fund	48130	Concessions Indian Trails Sales Tax	11	44	0	0	0
01500000	General Fund	48210	Vending Community Center	4,174	1,775	800	800	800
01500000	General Fund	48212	Vending - Community Center Tax	-23	-10	0	0	0
01504629	General Fund	48213	Wii Shirts	0	82	0	0	0
02	Endowment Fund	48230	Donations	6,925	3,575	0	0	0
03	Foundation Fund	48230	Donations	0	11,325	0	0	0
01	General Fund	48235	Insufficient Funds	530	834	800	800	800
01	General Fund	48250	Long/Short	68	338	0	0	0
01	General Fund	48257	Other	126,788	127,518	100,000	100,000	125,000
01350000	General Fund	48257	Other	1,211	0	0	0	0
01	General Fund	48260	Photocopies	3,008	3,047	3,000	3,000	3,000
01	General Fund	48270	Pcard Rebate	53,530	56,083	51,000	51,000	68,000
01503623	General Fund	48275	Souvenir I Like	579	404	0	0	0
01503623	General Fund	48280	Souvenir I Like tax	11	-22	0	0	0
01504632	General Fund	48281	Shining Stars Gear	4,693	3,446	0	0	0
01504632	General Fund	48282	Shining Stars Gear Tax	-7	0	0	0	0
01507642	General Fund	48283	Coffee Walk & Talk T-shirt Sales	9	283	0	0	0
01015000	General Fund	48285	Public Market Merchandise	0	1,639	0	0	5,000
01503610	General Fund	48286	Merchandise Sales Tax	0	54	0	0	0
01015000	General Fund	48287	Public Merchandise Floral	0	11,044	0	0	0

ORG	Fund	OBJ	DESCRIPTION	2016	2017	2018	2018	2019
				ACTUAL	ACTUAL	ORIGINAL BUDGET	REVISED BUDGET	BUDGET
01015000	General Fund	48288	Public Market Floral Sales Tax	0	334	0	0	0
			Subtotal	231,131	251,272	207,110	207,110	254,110
01	General Fund	49200	Refunds	-30	-32	0	0	0
01	General Fund	49210	Auction Proceeds	10,700	10,203	0	0	0
01	General Fund	49310	Sale of Land	1,130	548,667	0	0	0
01503615	General Fund	49410	BBQ Sponsorship	21,815	16,943	40,000	40,000	40,000
01503616	General Fund	49415	Chili Sponsorship	13,395	13,078	7,500	7,500	7,500
01503619	General Fund	49420	Enchanted Sponsorship	1,821	1,809	0	0	0
01503625	General Fund	49425	Spinach Sponsorship	10,014	8,268	4,500	4,500	4,500
01503627	General Fund	49426	Tails on Trails Sponsorship	1,239	1,074	0	0	0
01503621	General Fund	49427	Sponsorship - Sar Ko Aglow	885	1,269	500	500	500
01506654	General Fund	49428	Sponsorship - Get Outdoors	920	1,464	500	500	500
01503611	General Fund	49429	Sponsorship - Movie in the Park	1,323	1,464	0	0	0
01503620	General Fund	49430	Freedom Run Sponsorship	2,728	5,388	2,000	2,000	2,000
01506655	General Fund	49433	Sponsorships - Art	9,768	8,583	6,000	6,000	6,000
01	General Fund	49435	Sponsorship - Other	4,750	25,950	0	0	0
01503623	General Fund	49435	Sponsorship - Other	343	0	0	0	0
01	General Fund	49500	Transfer in	41,312	4,324,093	45,000	45,000	100,000
01	General Fund	49532	Transfer in Special Alcohol	63,937	61,229	66,500	66,500	60,000
			Subtotal	186,047	5,029,450	172,500	172,500	221,000
General Fund Total				69,287,132	80,438,003	77,774,631	78,175,645	81,543,522
05	Debt Service Fund	41110	Property Tax Current	9,181,083	7,786,800	8,492,575	8,494,950	7,860,983
05	Debt Service Fund	41115	Property Tax Delinquent	56,791	27,333	57,000	57,000	57,000
05	Debt Service Fund	41120	Property Tax TIF Current	0	0	455,661	454,659	1,152,787
05	Debt Service Fund	41130	Property Tax SA Current	2,235,311	2,229,040	2,152,761	2,152,761	2,672,644
05	Debt Service Fund	41135	Property Tax SA Delinquent	15,235	228	15,000	15,000	15,000
05	Debt Service Fund	41200	PILOT	0	0	90,000	90,000	80,000
			Subtotal	11,488,421	10,043,401	11,262,997	11,264,370	11,838,414
05	Debt Service Fund	42200	Motor Vehicle Excise Tax	780,446	893,583	762,147	762,147	787,522
05	Debt Service Fund	42205	Recreational Vehicle Tax	2,225	2,409	2,125	2,125	2,252
05	Debt Service Fund	42208	Watercraft Tax	906	989	0	0	0
05	Debt Service Fund	42210	Heavy Truck Tax	781	870	928	928	697
05	Debt Service Fund	42215	Rental Excise Tax	10,669	10,493	9,695	9,695	9,403
05	Debt Service Fund	42217	Commercial Motor Vehicle Tax	40,671	44,416	34,901	34,901	40,541
			Subtotal	835,699	952,760	809,796	809,796	840,415
05	Debt Service Fund	47120	Investment earnings	42,924	10,702	75,000	75,000	113,000
05	Debt Service Fund	47130	Investment Earnings - M2M	1,245	36,228	0	0	0
			Subtotal	44,170	46,930	75,000	75,000	113,000
05	Debt Service Fund	48257	Other	0	4,143	0	0	0
			Subtotal	0	4,143	0	0	0
05	Debt Service Fund	49500	Transfer in	211,106	202,206	0	0	0
05	Debt Service Fund	49544	Trans in Unused Proceeds	15,767	332,273	0	0	0
			Subtotal	226,873	534,479	0	0	0
Debt Service Fund Total				12,595,162	11,581,713	12,147,793	12,149,166	12,791,829
06	TIF Debt Service	47120	Investment earnings	6	261	0	0	0
			Subtotal	6	261	0	0	0
06	TIF Debt Service	49500	Transfer in	225,700	248,447	0	0	0
			Subtotal	225,700	248,447	0	0	0
TIF Debt Service Fund Total				225,706	248,708	0	0	0
25	Special Highway Fund	42415	Gas Tax	1,374,159	1,405,139	1,359,560	1,359,560	1,435,000
25	Special Highway Fund	42416	Gas Tax Accrual	18,694	6,538	0	0	0
			Subtotal	1,392,853	1,411,677	1,359,560	1,359,560	1,435,000
25	Special Highway Fund	48257	Other	0	0	75,000	75,000	0
			Subtotal	0	0	75,000	75,000	0
25	Special Highway Fund	49534	Transfer in - Special Highway	252,040	0	0	0	0
			Subtotal	252,040	0	0	0	0
Special Highway Fund Total				1,644,893	1,411,677	1,434,560	1,434,560	1,435,000

ORG	Fund	OBJ	DESCRIPTION	2016	2017	2018	2018	2019
				ACTUAL	ACTUAL	ORIGINAL BUDGET	REVISED BUDGET	BUDGET
26	Special Alcohol Fund	42410	Special Liquor Tax	248,925	264,033	256,556	256,556	266,000
26	Special Alcohol Fund	42411	Special Liquor Tax Accrual	4,877	-2,985	0	0	0
			Subtotal	253,801	261,048	256,556	256,556	266,000
			Special Alcohol Fund Total	253,801	261,048	256,556	256,556	266,000
27	Special Parks Fund	42410	Special Liquor Tax	248,925	264,033	256,556	256,556	266,000
27	Special Parks Fund	42411	Special Liquor Tax Accrual	4,877	-2,985	0	0	0
			Subtotal	253,801	261,048	256,556	256,556	266,000
			Special Parks Fund Total	253,801	261,048	256,556	256,556	266,000
28	Tourism & Convention Fund	42420	Transient Guest Tax	834,707	1,139,768	1,760,000	1,760,000	1,760,000
28	Tourism & Convention Fund	42421	Transient Guest Tax Accrual	59,507	111,500	0	0	0
			Subtotal	894,215	1,251,268	1,760,000	1,760,000	1,760,000
28	Tourism & Convention Fund	49544	Trans in Unused Proceeds	7,687	0	0	0	0
			Subtotal	7,687	0	0	0	0
			Tourism & Convention Fund Total	901,901	1,251,268	1,760,000	1,760,000	1,760,000
40	PRIF Zone 1 Fund	45510	PRIF Fee	367,223	241,493	275,000	275,000	275,000
			Subtotal	367,223	241,493	275,000	275,000	275,000
40	PRIF Zone 1 Fund	47120	Investment earnings	4,803	2,784	0	0	0
40	PRIF Zone 1 Fund	47130	Investment Earnings - M2M	-4,169	6,489	0	0	0
			Subtotal	635	9,273	0	0	0
			PRIF Zone 1 Fund Total	367,858	250,766	275,000	275,000	275,000
41	PRIF Zone 2 Fund	45510	PRIF Fee	85,061	127,480	100,000	100,000	100,000
			Subtotal	85,061	127,480	100,000	100,000	100,000
41	PRIF Zone 2 Fund	47120	Investment earnings	2,207	1,509	0	0	0
41	PRIF Zone 2 Fund	47130	Investment Earnings - M2M	-992	1,136	0	0	0
			Subtotal	1,215	2,645	0	0	0
			PRIF Zone 2 Fund Total	86,276	130,125	100,000	100,000	100,000
42	PRIF Zone 3 Fund	45510	PRIF Fee	54,767	137,966	65,000	65,000	100,000
			Subtotal	54,767	137,966	65,000	65,000	100,000
42	PRIF Zone 3 Fund	47120	Investment earnings	2,003	1,377	0	0	0
42	PRIF Zone 3 Fund	47130	Investment Earnings - M2M	-652	489	0	0	0
			Subtotal	1,351	1,866	0	0	0
			PRIF Zone 3 Fund Total	56,118	139,832	65,000	65,000	100,000
43	Street Tree Zone 1 Fund	45520	Street Tree Fee	0	0	10,000	10,000	10,000
			Subtotal	0	0	10,000	10,000	10,000
43	Street Tree Zone 1 Fund	47120	Investment earnings	375	142	0	0	0
43	Street Tree Zone 1 Fund	47130	Investment Earnings - M2M	24	380	0	0	0
			Subtotal	398	522	0	0	0
			Street Tree Zone 1 Fund Total	398	522	10,000	10,000	10,000
44	Street Tree Zone 2 Fund	45520	Street Tree Fee	5,500	98,625	25,000	25,000	45,000
			Subtotal	5,500	98,625	25,000	25,000	45,000
44	Street Tree Zone 2 Fund	47120	Investment earnings	313	-57	0	0	0
44	Street Tree Zone 2 Fund	47130	Investment Earnings - M2M	124	-169	0	0	0
			Subtotal	437	-226	0	0	0
			Street Tree Zone 2 Fund Total	5,937	98,399	25,000	25,000	45,000
45	Street Tree Zone 3 Fund	45520	Street Tree Fee	16,950	28,925	20,000	20,000	30,000
			Subtotal	16,950	28,925	20,000	20,000	30,000
45	Street Tree Zone 3 Fund	47120	Investment earnings	657	140	0	0	0

ORG	Fund	OBJ	DESCRIPTION	2016 ACTUAL	2017 ACTUAL	2018 ORIGINAL BUDGET	2018 REVISED BUDGET	2019 BUDGET
45	Street Tree Zone 3 Fund	47130	Investment Earnings - M2M	-165	888	0	0	0
			Subtotal	491	1,028	0	0	0
Street Tree Zone 3 Fund Total				17,441	29,953	20,000	20,000	30,000
46	TIP Zone 1 Fund	45430	TIP Fee	401,262	212,753	320,000	320,000	320,000
			Subtotal	401,262	212,753	320,000	320,000	320,000
46	TIP Zone 1 Fund	47120	Investment earnings	4,212	2,259	0	0	0
46	TIP Zone 1 Fund	47130	Investment Earnings - M2M	-2,215	2,832	0	0	0
			Subtotal	1,997	5,091	0	0	0
46	TIP Zone 1 Fund	49500	Transfer in	107	0	0	0	0
			Subtotal	107	0	0	0	0
TIP Zone 1 Fund Total				403,366	217,844	320,000	320,000	320,000
47	TIP Zone 2 Fund	45430	TIP Fee	99,225	249,784	102,000	102,000	150,000
			Subtotal	99,225	249,784	102,000	102,000	150,000
47	TIP Zone 2 Fund	47120	Investment earnings	-634	576	0	0	0
47	TIP Zone 2 Fund	47130	Investment Earnings - M2M	-1,102	-1,202	0	0	0
			Subtotal	-1,736	-626	0	0	0
47	TIP Zone 2 Fund	49500	Transfer in	0	2,285	0	0	0
			Subtotal	0	2,285	0	0	0
TIP Zone 2 Fund Total				97,489	251,443	102,000	102,000	150,000
48	TIP Zone 3 Fund	45430	TIP Fee	46,391	103,437	76,000	76,000	76,000
			Subtotal	46,391	103,437	76,000	76,000	76,000
48	TIP Zone 3 Fund	47120	Investment earnings	2,284	1,361	0	0	0
48	TIP Zone 3 Fund	47130	Investment Earnings - M2M	-568	862	0	0	0
			Subtotal	1,716	2,223	0	0	0
TIP Zone 3 Fund Total				48,107	105,660	76,000	76,000	76,000
50	NRD Fund	41140	Property Tax NRD Current	254,482	222,823	300,000	300,000	300,000
			Subtotal	254,482	222,823	300,000	300,000	300,000
50	NRD Fund	45230	NRD Application Fee	0	100	0	0	0
			Subtotal	0	100	0	0	0
NRD Fund Total				254,482	222,923	300,000	300,000	300,000
51	City Center Fund	41120	Property Tax TIF Current	2,005,646	2,991,235	4,491,000	4,491,000	5,100,000
			Subtotal	2,005,646	2,991,235	4,491,000	4,491,000	5,100,000
City Center Fund Total				2,005,646	2,991,235	4,491,000	4,491,000	5,100,000
52	City Center East TIF Fund	41120	Property Tax TIF Current	225,700	248,447	0	0	0
			Subtotal	225,700	248,447	0	0	0
City Center East TIF Fund Total				225,700	248,447	0	0	0
53	Mining TIF Fund	41120	Property Tax TIF Current	1,323,362	1,529,128	1,678,000	1,678,000	2,639,000
53	Mining TIF Fund	41125	Property Tax TIF Delinquent	7,939	0	0	0	0
			Subtotal	1,331,301	1,529,128	1,678,000	1,678,000	2,639,000
Mining TIF Fund Total				1,331,301	1,529,128	1,678,000	1,678,000	2,639,000
54	Ridgeview TIF District Fund	41120	Property Tax TIF Current	733,927	917,384	775,000	775,000	1,018,000
			Subtotal	733,927	917,384	775,000	775,000	1,018,000
Ridgeview TIF District Fund Total				733,927	917,384	775,000	775,000	1,018,000
56	Orchard Corners CID Fund	42311	Sales Tax General	517,571	487,857	650,000	650,000	650,000

ORG	Fund	OBJ	DESCRIPTION	2016 ACTUAL	2017 ACTUAL	2018 ORIGINAL BUDGET	2018 REVISED BUDGET	2019 BUDGET
56	Orchard Corners CID Fund	42336	City Sales Tax Accrual	-7,132	-5,101	0	0	0
			Subtotal	510,439	482,756	650,000	650,000	650,000
Orchard Corners CIF Fund Total				510,439	482,756	650,000	650,000	650,000
57	Prairie Creek CID Fund	42311	Sales Tax General	73,896	82,661	100,000	100,000	110,000
57	Prairie Creek CID Fund	42336	City Sales Tax Accrual	-2,488	3,124	0	0	0
			Subtotal	71,408	85,785	100,000	100,000	110,000
Prairie Creek CID Fund Total				71,408	85,785	100,000	100,000	110,000
58	Quivira 95 CID Fund	42311	Sales Tax General	39,616	39,891	52,000	52,000	52,000
58	Quivira 95 CID Fund	42336	City Sales Tax Accrual	2,866	468	0	0	0
			Subtotal	42,482	40,359	52,000	52,000	52,000
Quivira 95 CID Fund Total				42,482	40,359	52,000	52,000	52,000
59	Greystone Plaza CID Fund	42311	Sales Tax General	37,522	54,609	60,000	60,000	70,000
59	Greystone Plaza CID Fund	42336	City Sales Tax Accrual	2,896	412	0	0	0
			Subtotal	40,418	55,021	60,000	60,000	70,000
Greystone Plaza CID Fund Total				40,418	55,021	60,000	60,000	70,000
61	City Center East CID #1 Fund	42311	Sales Tax General	34,905	40,461	42,000	42,000	60,000
61	City Center East CID #1 Fund	42336	City Sales Tax Accrual	-996	1,447	0	0	0
			Subtotal	33,908	41,908	42,000	42,000	60,000
City Center East CID #1 Fund Total				33,908	41,908	42,000	42,000	60,000
62	City Center East CID #2 Fund	42311	Sales Tax General	25,459	50,667	90,000	90,000	90,000
62	City Center East CID #2 Fund	42336	City Sales Tax Accrual	5,663	903	0	0	0
			Subtotal	31,122	51,570	90,000	90,000	90,000
City Center East CID #2 Fund Total				31,122	51,570	90,000	90,000	90,000
63	I-35 & 95th Street TIF Fund	41120	Property Tax TIF Current	0	329,287	1,204,000	1,204,000	1,204,000
			Subtotal	0	329,287	1,204,000	1,204,000	1,204,000
I-35 & 95th Street TIF Fund Total				0	329,287	1,204,000	1,204,000	1,204,000
64	SpringHill Suites CID	42311	Sales Tax General	0	5,625	44,000	44,000	44,000
64	SpringHill Suites CID	42336	City Sales Tax Accrual	0	3,815	0	0	0
			Subtotal	0	9,440	44,000	44,000	44,000
SpringHill Suites CID Fund Total				0	9,440	44,000	44,000	44,000
65	Candlewood Suites CID	42311	Sales Tax General	0	11	24,000	24,000	24,000
65	Candlewood Suites CID	42336	City Sales Tax Accrual	0	1,131	0	0	0
			Subtotal	0	1,142	24,000	24,000	24,000
Candlewood Suites CID Fund Total				0	1,142	24,000	24,000	24,000
66	Holiday Inn Express CID	42311	Sales Tax General	0	36	28,000	28,000	28,000
66	Holiday Inn Express CID	42336	City Sales Tax Accrual	0	2,673	0	0	0
			Subtotal	0	2,709	28,000	28,000	28,000
Holiday Inn Express CID Fund Total				0	2,709	28,000	28,000	28,000
80	Stormwater Operating Fund	43210	ESC Permit	46,707	70,430	52,000	52,000	60,000
			Subtotal	46,707	70,430	52,000	52,000	60,000
80	Stormwater Operating Fund	44265	Grant - SMAC	43,200	0	0	0	0
			Subtotal	43,200	0	0	0	0
80	Stormwater Operating Fund	45420	SW Capital Charge	846,067	496,471	350,000	350,000	450,000
80	Stormwater Operating Fund	45422	SW Service Charge	5,505,380	5,570,621	5,610,668	5,610,668	5,688,274
80	Stormwater Operating Fund	45424	SW Service Charge Delinquent	59,148	91,449	52,000	52,000	71,000
			Subtotal	6,410,595	6,158,541	6,012,668	6,012,668	6,209,274
80	Stormwater Operating Fund	47120	Investment earnings	9,195	11,085	30,000	30,000	45,000
80	Stormwater Operating Fund	47130	Investment Earnings - M2M	-6,454	4,219	0	0	0
			Subtotal	2,741	15,304	30,000	30,000	45,000

ORG	Fund	OBJ	DESCRIPTION	2016	2017	2018	2018	2019
				ACTUAL	ACTUAL	ORIGINAL BUDGET	REVISED BUDGET	BUDGET
80	Stormwater Operating Fund	48257	Other	0	0	90,095	90,095	395,817
			Subtotal	0	0	90,095	90,095	395,817
80	Stormwater Operating Fund	49500	Transfer in	542,579	189,090	0	0	0
80	Stormwater Operating Fund	49544	Trans in Unused Proceeds	204,607	397,196	0	0	0
			Subtotal	747,186	586,286	0	0	0
Stormwater Operating Fund Total				7,250,429	6,830,561	6,184,763	6,184,763	6,710,091
82	Rec Center Fund	44270	Grant - CDBG	0	1,677	0	0	0
			Subtotal	0	1,677	0	0	0
82	Rec Center Fund	45599	Coupons	0	-8,973	0	0	0
82500001	Rec Center Fund	45601	Membership Fees	0	890,797	1,252,000	0	0
82500008	Rec Center Fund	45601	Membership Fees	0	0	0	1,252,000	1,500,000
82508660	Rec Center Fund	45619	Sports Fee - Ball Hockey	0	0	0	0	250
82508660	Rec Center Fund	45625	Sports Fee - Karate	0	4,185	0	0	17,000
82506636	Rec Center Fund	45629	Camps - 3rd Party	0	0	0	0	23,000
82508660	Rec Center Fund	45635	Sports Fee - Pickleball	0	1,199	0	0	2,000
82508660	Rec Center Fund	45637	Sports Fee - Soccer	0	0	0	0	750
82508660	Rec Center Fund	45639	Sports Fee - Gym for me	0	420	0	0	1,000
82500001	Rec Center Fund	45640	Child Care Fee	0	13,604	42,000	0	0
82500008	Rec Center Fund	45640	Child Care Fee	0	0	0	42,000	35,000
82500001	Rec Center Fund	45641	Day Pass	0	78,175	106,000	0	0
82500008	Rec Center Fund	45641	Day Pass	0	0	0	106,000	120,000
82510000	Rec Center Fund	45642	Fitness Fee - Personal Training	0	14,881	58,000	58,000	58,000
82510000	Rec Center Fund	45643	Fitness Fee - Group X	0	4,802	90,000	90,000	70,000
82510000	Rec Center Fund	45644	Fitness Fee - Specialty Classes	0	255	9,000	9,000	10,000
82508660	Rec Center Fund	45646	Sports Fee - Participants	0	448	14,000	14,000	0
82503000	Rec Center Fund	45647	Birthday Party Rental Fees	0	52,367	100,000	100,000	115,000
82503000	Rec Center Fund	45648	Event Fees	0	0	5,000	5,000	2,000
82506000	Rec Center Fund	45649	Enrichment Fee - Dance	0	4,827	14,000	0	0
82506641	Rec Center Fund	45649	Enrichment Fee - Dance	0	0	0	14,000	22,000
82506000	Rec Center Fund	45651	Enrichment Fee - Art Classes	0	703	2,000	2,000	2,000
82506000	Rec Center Fund	45652	Enrichment Fee - Camps	0	9,355	37,000	37,000	0
82506636	Rec Center Fund	45652	Camps - Summer Camp	0	0	0	0	60,000
82506000	Rec Center Fund	45653	Enrichment Fee - Participants	0	2,970	19,000	19,000	19,000
82500008	Rec Center Fund	45654	Non resident fee	0	5,666	0	0	15,000
82500008	Rec Center Fund	45665	Silver Sneakers	0	0	0	0	30,000
82503000	Rec Center Fund	45732	Facility Rental Fees	0	14,357	2,000	2,000	5,000
82509661	Rec Center Fund	45916	Aquatics Fee - Swim Lessons	0	27,484	92,000	92,000	92,000
82509661	Rec Center Fund	45917	Aquatics Fee - Participants	0	1,615	200	200	200
			Subtotal	0	1,119,137	1,842,200	1,842,200	2,199,200
82	Rec Center Fund	47120	Investment Earnings	0	2,380	0	0	0
82	Rec Center Fund	47130	Investment Earnings - M2M	0	-2,400	0	0	0
			Subtotal	0	-20	0	0	0
82500001	Rec Center Fund	48210	Vending Rec Center	0	354	8,000	8,000	8,000
82500001	Rec Center Fund	48216	Pro-Shop	0	52	6,000	6,000	6,000
82500001	Rec Center Fund	48217	Pro-Shop Sales Tax	0	4	0	0	0
82500001	Rec Center Fund	48250	Long/Short	0	-13	0	0	0
82500001	Rec Center Fund	48230	Donations	0	0	9,000	9,000	9,000
			Subtotal	0	397	23,000	23,000	23,000
82	Rec Center Fund	49518	Transfer in - General Fund	0	328,408	231,948	231,948	363,204
			Subtotal	0	328,408	231,948	231,948	363,204
Rec Center Fund Total				0	1,449,599	2,097,148	2,097,148	2,585,404
Grand Total				98,776,649	111,967,263	112,443,007	112,845,394	119,852,846

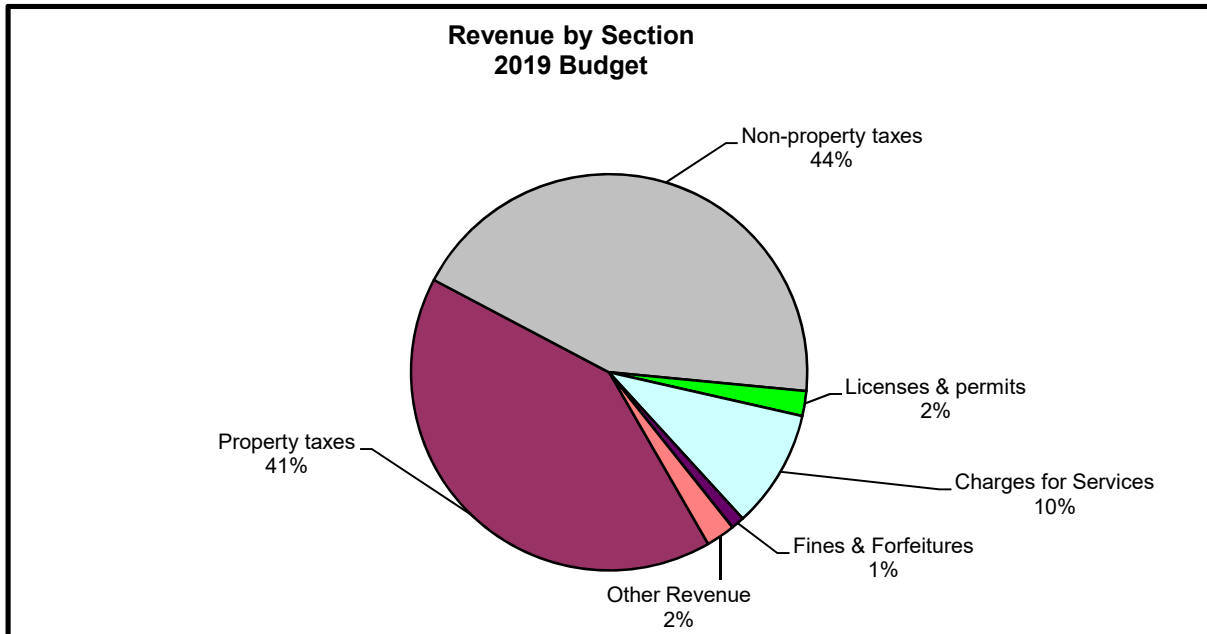


Detail Revenue by Section

**Annual Budget Document
2019
City of Lenexa
January 1 - December 31**



Revenue by Section



The following pages divide revenues by these sections:

- **Property Taxes**, taxes levied on real and/or personal property.
- **Non-Property Taxes**, includes franchise tax, sales and use tax, and motor vehicle excise tax.
- **Licenses and Permits**, revenues from businesses and non businesses that must be licensed or obtain permits.
- **Intergovernmental**, revenues from other governments.
- **Charges for Services**, are charges for current services provided.
- **Fines and Forfeitures**, revenues from fines and penalties.
- **Use of Money**, compensation for use of financial resources.
- **Miscellaneous Revenues**, items not otherwise classified.
- **Non-Revenue Receipts**, includes transfers from other funds.



Detail Revenue by Section

ORG	Fund	OBJ	DESCRIPTION	2016	2017	2018	2018	2019
				ACTUAL	ACTUAL	ORIGINAL BUDGET	REVISED BUDGET	BUDGET
01	General Fund	41110	Property Tax Current	20,221,891	23,431,476	25,551,365	25,556,942	26,770,897
05	Debt Service Fund	41110	Property Tax Current	9,181,083	7,786,800	8,492,575	8,494,950	7,860,983
01	General Fund	41115	Property Tax Delinquent	135,474	64,191	135,000	135,000	65,000
05	Debt Service Fund	41115	Property Tax Delinquent	56,791	27,333	57,000	57,000	57,000
05	Debt Service Fund	41120	Property Tax TIF Current	0	0	455,661	454,659	1,152,787
51	City Center Fund	41120	Property Tax TIF Current	2,005,646	2,991,235	4,491,000	4,491,000	5,100,000
52	City Center East TIF Fund	41120	Property Tax TIF Current	225,700	248,447	0	0	0
53	Mining TIF Fund	41120	Property Tax TIF Current	1,323,362	1,529,128	1,678,000	1,678,000	2,639,000
54	Ridgeview TIF District Fund	41120	Property Tax TIF Current	733,927	917,384	775,000	775,000	1,018,000
63	I-35 & 95th Street TIF Fund	41120	Property Tax TIF Current	0	329,287	1,204,000	1,204,000	1,204,000
53	Mining TIF Fund	41125	Property Tax TIF Delinquent	7,939	0	0	0	0
05	Debt Service Fund	41130	Property Tax SA Current	2,235,311	2,229,040	2,152,761	2,152,761	2,672,644
05	Debt Service Fund	41135	Property Tax SA Delinquent	15,235	228	15,000	15,000	15,000
50	NRD Fund	41140	Property Tax NRD Current	254,482	222,823	300,000	300,000	300,000
01	General Fund	41200	PILOT	0	0	270,000	270,000	272,000
05	Debt Service Fund	41200	PILOT	0	0	90,000	90,000	80,000
			Property Taxes Total	36,396,840	39,777,372	45,667,362	45,674,312	49,207,311
01	General Fund	42105	Communications Franchise Tax	1,029,449	978,961	1,000,000	979,000	979,000
01	General Fund	42110	Gas Franchise Tax	924,920	1,169,710	944,000	1,170,000	1,205,000
01	General Fund	42115	Electric Franchise Tax	5,063,297	4,991,990	5,165,000	5,165,000	5,320,000
01	General Fund	42120	Other Franchise Tax	2,000	2,009	1,000	1,000	2,000
01	General Fund	42124	Franchise Tax Electric Accrual	54,414	-106,773	0	0	0
01	General Fund	42126	Franchise Gas Electric Accrual	-38	-645	0	0	0
01	General Fund	42128	Franchise Tax Communications Accrual	-3,856	-3,921	0	0	0
01	General Fund	42200	Motor Vehicle Excise Tax	2,034,712	2,036,507	2,294,124	2,294,124	2,369,311
05	Debt Service Fund	42200	Motor Vehicle Excise Tax	780,446	893,583	762,147	762,147	787,522
01	General Fund	42205	Recreational Vehicle Tax	5,823	5,454	6,396	6,396	6,774
05	Debt Service Fund	42205	Recreational Vehicle Tax	2,225	2,409	2,125	2,125	2,252
01	General Fund	42208	Watercraft Tax	2,401	2,177	0	0	0
05	Debt Service Fund	42208	Watercraft Tax	906	989	0	0	0
01	General Fund	42210	Heavy Truck Tax	1,891	2,306	2,461	2,461	1,535
05	Debt Service Fund	42210	Heavy Truck Tax	781	870	928	928	697
01	General Fund	42215	Rental Excise Tax	27,072	25,079	29,183	29,183	28,290
05	Debt Service Fund	42215	Rental Excise Tax	10,669	10,493	9,695	9,695	9,403
01	General Fund	42217	Commercial motor vehicle tax	104,460	103,252	105,054	105,054	121,970
05	Debt Service Fund	42217	Commercial Motor Vehicle Tax	40,671	44,416	34,901	34,901	40,541
01	General Fund	42311	Sales Tax General	11,758,872	12,538,326	12,647,075	12,903,310	13,290,409
56	Orchard Corners CID Fund	42311	Sales Tax General	517,571	487,857	650,000	650,000	650,000
57	Prairie Creek CID Fund	42311	Sales Tax General	73,896	82,661	100,000	100,000	110,000
58	Quivira 95 CID Fund	42311	Sales Tax General	39,616	39,891	52,000	52,000	52,000
59	Greystone Plaza CID Fund	42311	Sales Tax General	37,522	54,609	60,000	60,000	70,000
61	City Center East CID #1 Fun	42311	Sales Tax General	34,905	40,461	42,000	42,000	60,000
62	City Center East CID #2 Fun	42311	Sales Tax General	25,459	50,667	90,000	90,000	90,000
64	SpringHill Suites CID	42311	Sales Tax General	0	5,625	44,000	44,000	44,000
65	Candlewood Suites CID	42311	Sales Tax General	0	11	24,000	24,000	24,000
66	Holiday Inn Express CID	42311	Sales Tax General	0	36	28,000	28,000	28,000
01	General Fund	42312	City Sales 3/8	4,409,577	4,701,872	4,742,654	4,838,740	4,983,902
01	General Fund	42320	Sales Tax County	7,730,801	8,631,863	9,564,413	9,433,919	9,716,937
01	General Fund	42331	Compensating Use General	4,327,629	4,180,054	4,414,182	4,325,898	4,325,898
01	General Fund	42332	Compensating Use 3/8	1,622,861	1,567,520	1,655,318	1,622,212	1,622,212
01	General Fund	42334	Compensating Use County	1,564,522	1,813,008	1,917,195	2,007,195	2,047,339
01	General Fund	42336	City Sales Tax Accrual	271,746	545,606	0	0	0
56	Orchard Corners CID Fund	42336	City Sales Tax Accrual	-7,132	-5,101	0	0	0
57	Prairie Creek CID Fund	42336	City Sales Tax Accrual	-2,488	3,124	0	0	0
58	Quivira 95 CID Fund	42336	City Sales Tax Accrual	2,866	468	0	0	0
59	Greystone Plaza CID Fund	42336	City Sales Tax Accrual	2,896	412	0	0	0
61	City Center East CID #1 Fun	42336	City Sales Tax Accrual	-996	1,447	0	0	0
62	City Center East CID #2 Fun	42336	City Sales Tax Accrual	5,663	903	0	0	0
64	SpringHill Suites CID	42336	City Sales Tax Accrual	0	3,815	0	0	0
65	Candlewood Suites CID	42336	City Sales Tax Accrual	0	1,131	0	0	0

ORG	Fund	OBJ	DESCRIPTION	2016	2017	2018	2018	2019
				ACTUAL	ACTUAL	ORIGINAL BUDGET	REVISED BUDGET	BUDGET
66	Holiday Inn Express CID	42336	City Sales Tax Accrual	0	2,673	0	0	0
01	General Fund	42338	County Sales Tax Accrual	50,910	-217,029	0	0	0
01	General Fund	42340	Compensating Use Accrual	41,706	-121,614	0	0	0
01	General Fund	42342	3/8 Sales Tax Accrual	98,089	27,483	0	0	0
01	General Fund	42344	3/8 Compensating Use Accrual	4,607	-67,678	0	0	0
01	General Fund	42410	Special Liquor Tax	248,925	264,033	256,556	256,556	266,000
26	Special Alcohol Fund	42410	Special Liquor Tax	248,925	264,033	256,556	256,556	266,000
27	Special Parks Fund	42410	Special Liquor Tax	248,925	264,033	256,556	256,556	266,000
01	General Fund	42411	Special Liquor Tax Accrual	4,877	-2,985	0	0	0
26	Special Alcohol Fund	42411	Special Liquor Tax Accrual	4,877	-2,985	0	0	0
27	Special Parks Fund	42411	Special Liquor Tax Accrual	4,877	-2,985	0	0	0
25	Special Highway Fund	42415	Gas Tax	1,374,159	1,405,139	1,359,560	1,359,560	1,435,000
25	Special Highway Fund	42416	Gas Tax Accrual	18,694	6,538	0	0	0
28	Tourism & Convention Fund	42420	Transient Guest Tax	834,707	1,139,768	1,760,000	1,760,000	1,760,000
28	Tourism & Convention Fund	42421	Transient Guest Tax Accrual	59,507	111,500	0	0	0
01	General Fund	42425	Excise Tax	676,916	2,281,357	500,000	500,000	500,000
			Non-Property Taxes Total	46,418,729	50,256,413	50,777,079	51,172,516	52,481,992
01200000	General Fund	43110	Animal License	30,735	38,789	30,000	30,000	40,000
01200000	General Fund	43125	Liquor	0	0	1,500	1,500	1,500
01200000	General Fund	43130	CMB License	5,248	4,090	4,500	4,500	4,250
01200000	General Fund	43135	CMB Stamp License	675	-75	500	500	500
01200000	General Fund	43140	Drinking License	12,000	11,500	10,000	10,000	11,500
01200000	General Fund	43145	Business License	495,225	494,879	500,000	500,000	500,000
01200000	General Fund	43150	Massage Therapy	9,515	8,565	10,000	10,000	8,750
01200000	General Fund	43155	License - Refuse Hauling	0	0	1,000	1,000	1,000
01200000	General Fund	43157	License - Other	65	65	0	0	0
01200000	General Fund	43205	Building Permit	1,409,738	1,824,313	1,000,000	1,000,000	1,500,000
80	Stormwater Operating Fund	43210	ESC Permit	46,707	70,430	52,000	52,000	60,000
01300000	General Fund	43215	Burn Permit	1,850	2,175	3,000	3,000	3,000
01300000	General Fund	43220	Blast Permit	2,500	2,000	2,000	2,000	2,000
01200000	General Fund	43225	Public Improvements Permit	133,609	271,118	100,000	100,000	200,000
01200000	General Fund	43227	Site Development Permit	1,600	2,100	2,500	2,500	2,500
01350000	General Fund	43235	Oversize/Overweight	0	150	0	0	0
01200000	General Fund	43242	ROW Permit	410,185	68,355	150,000	150,000	75,000
01350000	General Fund	43245	Security Permit	0	0	0	0	0
01200000	General Fund	43265	Sign Permit	18,640	17,210	17,500	17,500	17,500
01200000	General Fund	43950	Permit - Other	0	0	0	0	0
			Licenses & Permits Total	2,578,292	2,815,664	1,884,500	1,884,500	2,427,500
01	General Fund	44205	Grant - Federal	1,973	0	0	0	0
80	Stormwater Operating Fund	44265	Grant - SMAC	43,200	0	0	0	0
82	Rec Center Fund	44270	Grant - CDBG	0	1,677	0	0	0
			Grants Total	45,173	1,677	0	0	0
01350000	General Fund	45005	Fingerprint Fee	2,995	3,047	3,200	3,200	3,200
01350000	General Fund	45010	Police Accident Report	1,505	1,385	1,000	1,000	1,000
01350000	General Fund	45011	Police Discovery	13,132	14,680	11,550	11,550	13,550
01350000	General Fund	45012	Police Discovery Accident Report	0	0	2,000	2,000	0
01350000	General Fund	45013	Police Open Records Request	3,206	2,176	5,000	5,000	5,000
01350000	General Fund	45014	Police Discovery Offense Report	542	0	0	0	0
01350000	General Fund	45016	Police Discovery Photo DVD	280	0	0	0	0
01350000	General Fund	45018	Police Discovery Postage	225	0	0	0	0
01350000	General Fund	45020	Police Discovery Tape DVD	1,275	0	0	0	0
01350000	General Fund	45035	Police Fee - Police Report	1,345	1,545	1,500	1,500	1,500
01300000	General Fund	45050	Ambulance Fee	55,321	58,505	60,000	60,000	60,000
01300000	General Fund	45060	Standby Fee	750	0	1,000	1,000	1,000
01500000	General Fund	45070	Fee - Special Permit	0	300	0	0	0
01200000	General Fund	45110	Plan Fee	9,119	9,785	10,000	10,000	10,000
01200000	General Fund	45112	Fee - Preliminary Plan	0	600	500	500	500
01200000	General Fund	45113	Fee - Final Plan	1,800	2,550	2,500	2,500	2,500
01200000	General Fund	45114	Fee - Final Plat	2,800	6,250	2,500	2,500	5,000
01200000	General Fund	45115	Fee - Rezoning	5,350	6,350	7,500	7,500	7,500
01200000	General Fund	45116	Fee - SUP	5,200	4,650	7,500	7,500	5,000
01200000	General Fund	45117	Fee - Board of Zoning Appeal	0	150	0	0	0
01200000	General Fund	45118	Staff Review	1,125	1,500	2,500	2,500	2,000
01200000	General Fund	45120	Fee - Plan	2,899	1,599	2,500	2,500	2,000
01201000	General Fund	45122	Code Enforcement Fee	4,390	5,100	10,000	10,000	10,000
01200000	General Fund	45124	Rental Inspection	194,815	180,695	250,000	250,000	200,000
01200000	General Fund	45126	Special Event Fee	2,315	2,060	2,500	2,500	2,000
01200000	General Fund	45128	Vacation Petition	0	600	1,500	1,500	1,000
01013000	General Fund	45152	Court Appointed Attorney Fee	22,925	28,195	23,000	23,000	23,000
01013000	General Fund	45154	Court Cost	104,253	87,751	106,000	106,000	106,000

ORG	Fund	OBJ	DESCRIPTION	2016	2017	2018	2018	2019
				ACTUAL	ACTUAL	ORIGINAL BUDGET	REVISED BUDGET	BUDGET
01013000	General Fund	45156	Court Fingerprint	29,582	29,288	30,000	30,000	30,000
01013000	General Fund	45158	Diversion	159,319	135,937	158,000	158,000	158,000
01013000	General Fund	45160	Monitoring	193	441	0	0	0
01	General Fund	45215	Economic Development Fee	68,075	27,600	40,000	40,000	40,000
50	NRD Fund	45230	NRD Application Fee	0	100	0	0	0
01	General Fund	45232	Other Fee	200,000	200,005	200,000	200,000	200,000
01	General Fund	45235	TIF Administrative Fee	1,129	1,242	0	0	0
01401502	General Fund	45405	Dumpster Fee	25,209	19,965	20,000	20,000	20,000
01404000	General Fund	45415	Fee - Fuel	19,796	15,817	23,000	23,000	23,000
80	Stormwater Operating Fund	45420	SW Capital Charge	846,067	496,471	350,000	350,000	450,000
80	Stormwater Operating Fund	45422	SW Service Charge	5,505,380	5,570,621	5,610,668	5,610,668	5,688,274
80	Stormwater Operating Fund	45424	SW Service Charge Delinquent	59,148	91,449	52,000	52,000	71,000
46	TIP Zone 1 Fund	45430	TIP Fee	401,262	212,753	320,000	320,000	320,000
47	TIP Zone 2 Fund	45430	TIP Fee	99,225	249,784	102,000	102,000	150,000
48	TIP Zone 3 Fund	45430	TIP Fee	46,391	103,437	76,000	76,000	76,000
40	PRIF Zone 1 Fund	45510	PRIF Fee	367,223	241,493	275,000	275,000	275,000
41	PRIF Zone 2 Fund	45510	PRIF Fee	85,061	127,480	100,000	100,000	100,000
42	PRIF Zone 3 Fund	45510	PRIF Fee	54,767	137,966	65,000	65,000	100,000
43	Street Tree Zone 1 Fund	45520	Street Tree Fee	0	0	10,000	10,000	10,000
44	Street Tree Zone 2 Fund	45520	Street Tree Fee	5,500	98,625	25,000	25,000	45,000
45	Street Tree Zone 3 Fund	45520	Street Tree Fee	16,950	28,925	20,000	20,000	30,000
01015000	General Fund	45550	Fee - Public Market Event	0	14,983	0	0	45,000
82	Rec Center Fund	45599	Coupons	0	-8,973	0	0	0
82500001	Rec Center Fund	45601	Membership Fees	0	890,797	1,252,000	0	0
82500008	Rec Center Fund	45601	Membership Fees	0	0	0	1,252,000	1,500,000
01504637	General Fund	45608	Lenexa Arts Counril	0	379	0	0	0
01504637	General Fund	45609	Lenexa Arts Council - sales tax	0	8	0	0	0
01503624	General Fund	45622	Sports & Athletics	12,667	-1,866	0	0	0
01505634	General Fund	45632	Tournament	0	75	0	0	0
01300000	General Fund	45650	CPR Class Fee	1,980	240	0	0	0
01500000	General Fund	45750	Rental - Community Forum	0	613	0	0	0
01500000	General Fund	45751	Rental - Prairie Star	0	600	0	0	0
01500000	General Fund	45752	Rental - Santa Fee	0	500	0	0	2,000
01500000	General Fund	45753	Rental - Kitchen	0	300	0	0	25,000
82508660	Rec Center Fund	45619	Sports Fee - Ball Hockey	0	0	0	0	250
01503615	General Fund	45804	BBQ Admissions Tax	0	2	0	0	0
01503619	General Fund	45835	Enchanted Forest Concession Vendor	75	0	0	0	0
01503611	General Fund	45835	Movie in Park Concession Vendor	250	75	0	0	0
82508660	Rec Center Fund	45625	Sports Fee - Karate	0	4,185	0	0	17,000
01503627	General Fund	45859	Tails on Trails Vendor	500	595	0	0	0
01503627	General Fund	45860	Tails on Trails Souvenir	0	9	0	0	0
82506636	Rec Center Fund	45629	Camps - 3rd Party	0	0	0	0	23,000
01503627	General Fund	45861	Tails on Trails Swim Admission	328	1,424	0	0	0
01506655	General Fund	45863	Art & Wine Fair Booth	4,465	4,574	4,750	4,750	4,750
01506655	General Fund	45864	Art & Wine Fair Vendors	492	755	600	600	600
82508660	Rec Center Fund	45635	Sports Fee - Pickleball	0	1,199	0	0	2,000
01506655	General Fund	45865	Art & Wine Fair Souvenirs	9	67	500	500	500
82508660	Rec Center Fund	45637	Sports Fee - Soccer	0	0	0	0	750
01506655	General Fund	45867	Art & Wine Fair Admission	12,301	10,696	40,000	40,000	40,000
82508660	Rec Center Fund	45639	Sports Fee - Gym for me	0	420	0	0	1,000
82500001	Rec Center Fund	45640	Child Care Fee	0	13,604	42,000	0	0
82500008	Rec Center Fund	45640	Child Care Fee	0	0	0	42,000	35,000
82500001	Rec Center Fund	45641	Day Pass	0	78,175	106,000	0	0
82500008	Rec Center Fund	45641	Day Pass	0	0	0	106,000	120,000
82510000	Rec Center Fund	45642	Fitness Fee - Personal Training	0	14,881	58,000	58,000	58,000
82510000	Rec Center Fund	45643	Fitness Fee - Group X	0	4,802	90,000	90,000	70,000
82510000	Rec Center Fund	45644	Fitness Fee - Specialty Classes	0	255	9,000	9,000	10,000
82508660	Rec Center Fund	45646	Sports Fee - Participants	0	448	14,000	14,000	0
82503000	Rec Center Fund	45647	Birthday Party Rental Fees	0	52,367	100,000	100,000	115,000
82503000	Rec Center Fund	45648	Event Fees	0	0	5,000	5,000	2,000
82506000	Rec Center Fund	45649	Enrichment Fee - Dance	0	4,827	14,000	0	0
82506641	Rec Center Fund	45649	Enrichment Fee - Dance	0	0	0	14,000	22,000
01506655	General Fund	45868	Art & Wine Fair Admission Tax	1	0	0	0	0
82506000	Rec Center Fund	45651	Enrichment Fee - Art Classes	0	703	2,000	2,000	2,000
82506000	Rec Center Fund	45652	Enrichment Fee - Camps	0	9,355	37,000	37,000	0
82506636	Rec Center Fund	45652	Camps - Summer Camp	0	0	0	0	60,000
82506000	Rec Center Fund	45653	Enrichment Fee - Participants	0	2,970	19,000	19,000	19,000
82500008	Rec Center Fund	45654	Non resident fee	0	5,666	0	0	15,000
82500008	Rec Center Fund	45665	Silver Sneakers	0	0	0	0	30,000
01503627	General Fund	45869	Tails on Trails Admission Tax	-153	0	0	0	0
01509649	General Fund	45912	Indian Trails Pool Rental	336	3,806	0	0	0
01505634	General Fund	45602	Adult Program	9,856	4,868	10,000	10,000	10,000
01504630	General Fund	45604	Program - Basketball	3,241	4,035	17,000	17,000	18,000

ORG	Fund	OBJ	DESCRIPTION	2016	2017	2018	2018	2019
				ACTUAL	ACTUAL	ORIGINAL BUDGET	REVISED BUDGET	BUDGET
82503000	Rec Center Fund	45732	Facility Rental Fees	0	14,357	2,000	2,000	5,000
01504628	General Fund	45606	Adult Fitness	16,073	13,059	23,000	23,000	23,000
01507642	General Fund	45610	Naturalist class	4,723	4,555	1,800	1,800	1,800
01504632	General Fund	45612	Other Programs	3,358	1,883	8,000	8,000	8,000
01504629	General Fund	45614	Senior Citizen Program	10,964	7,357	15,000	15,000	15,000
01504629	General Fund	45616	Senior Taxi	20,268	714	0	0	0
01504632	General Fund	45620	Special Populations	0	0	2,000	2,000	2,000
01505634	General Fund	45622	YouthSports & Athletics	3,559	3,804	28,000	28,000	30,000
01508645	General Fund	45626	Tennis	3,451	1,354	9,771	9,771	9,771
01508645	General Fund	45628	Tennis Court Lights	370	94	400	400	400
01504632	General Fund	45630	Theatre Programs	0	0	2,000	2,000	2,000
01504631	General Fund	45634	Trips	32,999	39,563	35,000	35,000	36,000
01505634	General Fund	45636	Volleyball	-6	395	2,000	2,000	2,000
01504632	General Fund	45638	Youth Programs	76,673	76,253	64,060	64,060	64,060
01502612	General Fund	45715	Community Center Rental	55,525	60,102	78,000	78,000	78,000
01508644	General Fund	45720	Sports Field Rental	51,167	49,889	500	500	500
01502613	General Fund	45725	Thompson Barn Rental	235,711	234,078	127,000	127,000	200,000
01502612	General Fund	45730	NGA Rental	100	0	0	0	0
01502614	General Fund	45735	Park Shelter Rental	42,473	42,925	30,000	30,000	30,000
01502612	General Fund	45740	Senior Center Rental	15,990	16,185	23,500	23,500	23,500
01503615	General Fund	45802	BBQ Admission	25,768	29,925	44,000	44,000	44,000
01503615	General Fund	45806	BBQ Contestant	37,800	37,500	40,000	40,000	40,000
01503615	General Fund	45808	BBQ Electricity	7,900	7,800	0	0	0
01503615	General Fund	45810	BBQ Parking	2,595	2,367	0	0	0
01503615	General Fund	45812	BBQ Souvenirs	2,280	2,290	4,000	4,000	4,000
01503615	General Fund	45816	BBQ Vendor	2,058	1,419	0	0	0
01503616	General Fund	45826	Chili Contestants	12,241	13,601	15,000	15,000	15,000
01503616	General Fund	45828	Chili Souvenir	2,182	2,576	0	0	0
01503616	General Fund	45832	Chili Vendor	617	666	0	0	0
01503619	General Fund	45836	Enchanted Admission	0	0	7,000	7,000	7,000
01503620	General Fund	45844	Freedom Run	29,637	35,403	35,000	35,000	35,000
01503623	General Fund	45846	Other Events	-5	0	2,000	2,000	2,000
01503625	General Fund	45848	Spinach Admission	0	0	2,000	2,000	2,000
01503625	General Fund	45852	Spinach Crafter	10,230	5,628	10,000	10,000	10,000
01503625	General Fund	45854	Spinach Souvenir	1,042	794	400	400	400
01503625	General Fund	45858	Spinach Vendor	1,167	1,000	1,000	1,000	1,000
01509647	General Fund	45902	Ad Astra Pool Guest	28,227	22,364	30,721	30,721	30,721
01509647	General Fund	45904	Ad Astra Pool Rental	0	4,550	8,918	8,918	8,918
01509648	General Fund	45906	Flat Rock Creek Pool Guest	16,643	15,514	16,594	16,594	16,594
01509648	General Fund	45908	Flat Rock Creek Pool Rental	1,260	136	1,230	1,230	1,230
01509649	General Fund	45910	Indian Trails Pool Guest	51,610	61,467	65,625	65,625	65,625
01509649	General Fund	45914	Pool Membership	115,489	108,092	207,750	207,750	140,000
01509650	General Fund	45916	Swim Lessons	34,464	36,570	30,750	30,750	30,750
82509661	Rec Center Fund	45916	Aquatics Fee - Swim Lessons	0	27,484	92,000	92,000	92,000
82509661	Rec Center Fund	45917	Aquatics Fee - Participants	0	1,615	200	200	200
01509651	General Fund	45918	Swim Team	17,069	21,744	25,625	25,625	25,625
01500000	General Fund	45950	Damage Fee	500	275	0	0	0
			Charges for Services Total	9,448,360	10,338,638	10,903,112	10,903,112	11,598,968
01352000	General Fund	46100	Alarm Fines	65,928	79,965	60,000	60,000	60,000
01352000	General Fund	46105	Alcohol Fines	24	0	0	0	0
01352000	General Fund	46115	Court & Cost	1,178,803	920,538	1,230,000	1,230,000	1,230,000
01201000	General Fund	46120	Nuisance Fine	396	460	1,000	1,000	1,000
01201000	General Fund	46125	Weed Fine	18,287	13,688	20,000	20,000	20,000
			Fines & Forfeitures Total	1,263,438	1,014,651	1,311,000	1,311,000	1,311,000
01	General Fund	47120	Investment earnings	406	174,464	450,000	450,000	675,000
05	Debt Service Fund	47120	Investment earnings	42,924	10,702	75,000	75,000	113,000
06	TIF Debt Service	47120	Investment earnings	6	261	0	0	0
40	PRIF Zone 1 Fund	47120	Investment earnings	4,803	2,784	0	0	0
41	PRIF Zone 2 Fund	47120	Investment earnings	2,207	1,509	0	0	0
42	PRIF Zone 3 Fund	47120	Investment earnings	2,003	1,377	0	0	0
43	Street Tree Zone 1 Fund	47120	Investment earnings	375	142	0	0	0
44	Street Tree Zone 2 Fund	47120	Investment earnings	313	-57	0	0	0
45	Street Tree Zone 3 Fund	47120	Investment earnings	657	140	0	0	0
46	TIP Zone 1 Fund	47120	Investment earnings	4,212	2,259	0	0	0
47	TIP Zone 2 Fund	47120	Investment earnings	-634	576	0	0	0
48	TIP Zone 3 Fund	47120	Investment earnings	2,284	1,361	0	0	0
80	Stormwater Operating Fund	47120	Investment earnings	9,195	11,085	30,000	30,000	45,000
82	Rec Center Fund	47120	Investment Earnings	0	2,380	0	0	0
01	General Fund	47130	Investment Earnings - M2M	244,885	27,355	0	0	0
05	Debt Service Fund	47130	Investment Earnings - M2M	1,245	36,228	0	0	0
40	PRIF Zone 1 Fund	47130	Investment Earnings - M2M	-4,169	6,489	0	0	0

ORG	Fund	OBJ	DESCRIPTION	2016	2017	2018	2018	2019
				ACTUAL	ACTUAL	ORIGINAL BUDGET	REVISED BUDGET	BUDGET
41	PRIF Zone 2 Fund	47130	Investment Earnings - M2M	-992	1,136	0	0	0
42	PRIF Zone 3 Fund	47130	Investment Earnings - M2M	-652	489	0	0	0
43	Street Tree Zone 1 Fund	47130	Investment Earnings - M2M	24	380	0	0	0
44	Street Tree Zone 2 Fund	47130	Investment Earnings - M2M	124	-169	0	0	0
45	Street Tree Zone 3 Fund	47130	Investment Earnings - M2M	-165	888	0	0	0
46	TIP Zone 1 Fund	47130	Investment Earnings - M2M	-2,215	2,832	0	0	0
47	TIP Zone 2 Fund	47130	Investment Earnings - M2M	-1,102	-1,202	0	0	0
48	TIP Zone 3 Fund	47130	Investment Earnings - M2M	-568	862	0	0	0
80	Stormwater Operating Fund	47130	Investment Earnings - M2M	-6,454	4,219	0	0	0
82	Rec Center Fund	47130	Investment Earnings - M2M	0	-2,400	0	0	0
01350401	General Fund	47500	Tower Lease	430,242	379,163	357,000	357,000	398,000
01	General Fund	47509	City Hall Lease	0	65,213	117,320	117,320	189,853
01015000	General Fund	47510	Public Market Lease	0	25,249	50,890	50,890	126,000
01015000	General Fund	47520	Public Market Daycart rental	0	1,875	0	0	2,000
01	General Fund	47600	Rents & Royalties	20,091	20,091	20,091	20,091	20,091
			Use of Money Total	749,044	777,681	1,100,301	1,100,301	1,568,944
01509646	General Fund	48103	Lanyards sales	123	51	0	0	0
01509647	General Fund	48105	Concessions Ad Astra	7,422	5,807	17,340	17,340	17,340
01509647	General Fund	48110	Concessions Ad Astra Sales Tax	-5	8	0	0	0
01509648	General Fund	48115	Concessions Flat Rock Creek	6,252	6,579	8,670	8,670	8,670
01509648	General Fund	48120	Concessions Flat Rock Creek Sales Tax	-36	2	0	0	0
01509649	General Fund	48125	Concessions Indian Trails	15,867	17,032	25,500	25,500	25,500
01509649	General Fund	48130	Concessions Indian Trails Sales Tax	11	44	0	0	0
01500000	General Fund	48210	Vending Community Center	4,174	1,775	800	800	800
82500001	Rec Center Fund	48210	Vending Rec Center	0	354	8,000	8,000	8,000
01500000	General Fund	48212	Vending - Community Center Tax	-23	-10	0	0	0
01504629	General Fund	48213	Wii Shirts	0	82	0	0	0
82500001	Rec Center Fund	48216	Pro-Shop	0	52	6,000	6,000	6,000
82500001	Rec Center Fund	48217	Pro-Shop Sales Tax	0	4	0	0	0
02	Endowment Fund	48230	Donations	6,925	3,575	0	0	0
03	Foundation Fund	48230	Donations	0	11,325	0	0	0
82500001	Rec Center Fund	48230	Donations	0	0	9,000	9,000	9,000
01	General Fund	48235	Insufficient Funds	530	834	800	800	800
01	General Fund	48250	Long/Short	68	338	0	0	0
82500001	Rec Center Fund	48250	Long/Short	0	-13	0	0	0
01	General Fund	48257	Other	126,788	127,518	100,000	100,000	125,000
05	Debt Service Fund	48257	Other	0	4,143	0	0	0
25	Special Highway Fund	48257	Other	0	0	75,000	75,000	0
80	Stormwater Operating Fund	48257	Other	0	0	90,095	90,095	395,817
01350000	General Fund	48257	Other	1,211	0	0	0	0
01	General Fund	48260	Photocopies	3,008	3,047	3,000	3,000	3,000
01	General Fund	48270	Pcard Rebate	53,530	56,083	51,000	51,000	68,000
01503623	General Fund	48275	Souvenir I Like	579	404	0	0	0
01503623	General Fund	48280	Souvenir I Like tax	11	-22	0	0	0
01504632	General Fund	48281	Shining Stars Gear	4,693	3,446	0	0	0
01504632	General Fund	48282	Shining Stars Gear Tax	-7	0	0	0	0
01507642	General Fund	48283	Coffee Walk & Talk T-shirt Sales	9	283	0	0	0
01015000	General Fund	48285	Public Market Merchandise	0	1,639	0	0	5,000
01503610	General Fund	48286	Merchandise Sales Tax	0	54	0	0	0
01015000	General Fund	48287	Public Merchandise Floral	0	11,044	0	0	0
01015000	General Fund	48288	Public Market Floral Sales Tax	0	334	0	0	0
			Miscellaneous Total	231,131	255,812	395,205	395,205	672,927
01503627	General Fund	49426	Tails on Trails Sponsorship	1,239	1,074	0	0	0
01503621	General Fund	49427	Sponsorship - Sar Ko Aglow	885	1,269	500	500	500
01506654	General Fund	49428	Sponsorship - Get Outdoors	920	1,464	500	500	500
01503611	General Fund	49429	Sponsorship - Movie in the Park	1,323	1,464	0	0	0
01506655	General Fund	49433	Sponsorships - Art	9,768	8,583	6,000	6,000	6,000
01	General Fund	49435	Sponsorship - Other	4,750	25,950	0	0	0
01503623	General Fund	49435	Sponsorship - Other	343	0	0	0	0
01	General Fund	49200	Refunds	-30	-32	0	0	0
01	General Fund	49210	Auction Proceeds	10,700	10,203	0	0	0
01	General Fund	49310	Sale of Land	1,130	548,667	0	0	0
01503615	General Fund	49410	BBQ Sponsorship	21,815	16,943	40,000	40,000	40,000
01503616	General Fund	49415	Chili Sponsorship	13,395	13,078	7,500	7,500	7,500
01503619	General Fund	49420	Enchanted Sponsorship	1,821	1,809	0	0	0
01503625	General Fund	49425	Spinach Sponsorship	10,014	8,268	4,500	4,500	4,500
01503620	General Fund	49430	Freedom Run Sponsorship	2,728	5,388	2,000	2,000	2,000
82	Rec Center Fund	49518	Transfer in - General Fund	0	328,408	231,948	231,948	363,204
25	Special Highway Fund	49534	Transfer in - Special Highway	252,040	0	0	0	0
01	General Fund	49500	Transfer in	41,312	4,324,093	45,000	45,000	100,000
05	Debt Service Fund	49500	Transfer in	211,106	202,206	0	0	0

ORG	Fund	OBJ	DESCRIPTION	2016	2017	2018	2018	2019
				ACTUAL	ACTUAL	ORIGINAL BUDGET	REVISED BUDGET	BUDGET
06	TIF Debt Service	49500	Transfer in	225,700	248,447	0	0	0
46	TIP Zone 1 Fund	49500	Transfer in	107	0	0	0	0
47	TIP Zone 2 Fund	49500	Transfer in	0	2,285	0	0	0
80	Stormwater Operating Fund	49500	Transfer in	542,579	189,090	0	0	0
01	General Fund	49532	Transfer in Special Alcohol	63,937	61,229	66,500	66,500	60,000
05	Debt Service Fund	49544	Trans in Unused Proceeds	15,767	332,273	0	0	0
28	Tourism & Convention Fund	49544	Trans in Unused Proceeds	7,687	0	0	0	0
80	Stormwater Operating Fund	49544	Trans in Unused Proceeds	204,607	397,196	0	0	0
Non Revenue Receipts Total				1,645,641	6,729,355	404,448	404,448	584,204
Grand Total All Funds				98,776,649	111,967,263	112,443,007	112,845,394	119,852,846



Appendix

**Annual Budget Document
2019
City of Lenexa
January 1 - December 31**

Fund Descriptions

General Fund (Fund 01): The General Fund is the principal fund of the City and accounts for all financial transactions not accounted for in other funds. The majority of current operating expenditures of the City are financed through revenue received by the General Fund.

Debt Service Fund (Fund 05 and 06): The Debt Service Fund is used to account for resources to be used for the payment of principal, interest and related costs of the General Obligation (G.O.) Bonds and Tax Increment Financing (T.I.F.) Bonds of the City.

Special Highway Fund (Fund 25): Special Highway Fund expenditures are used to account for monies levied by the State of Kansas (Motor Fuel Tax) producing revenues to be used to defray in whole, or in part, the cost of constructing, altering, reconstructing, maintaining and repairing streets and highways.

Special Alcohol Fund (Fund 26): The Special Alcohol Fund is used to account for monies provided by a state liquor taxation on private clubs and expended for the purchase, establishment, and maintenance of services or programs for alcoholism prevention and education. Special Alcohol Funds are to be evenly distributed between the General Fund, Special Parks & Recreation Fund, and Special Alcohol Fund.

Special Parks & Recreation Fund (Fund 27): The Special Parks & Recreation Fund is used to account for monies provided by a state liquor taxation on private clubs, and expended for the purchase, establishment, and maintenance or expansion of park and recreational services, programs and facilities. Special Alcohol Funds are evenly distributed between the General Fund, Special Parks & Recreation Fund, and Special Alcohol Fund.

Tourism and Convention Fund (Fund 28): The Tourism and Convention Fund is used to account for monies derived from transient guest tax levied upon the gross rental receipts paid by guests for lodging to be used for promotion of tourism, conventions, and economic development.

Parks & Recreation Impact Fee Zone Funds (Fund 40, 41 and 42): To account for monies provided by park impact fees imposed on new development and expended on parks and recreation facilities.

Street Tree Zone Funds (Fund 43, 44 and 45): To account for monies received from building permits for the purpose of financing the landscaping of street-side property.

Transportation Improvement Plan Zone Funds (Fund 46, 47, 48): To account for monies provided by traffic impact fees imposed on new development and expended on transportation operational improvements.

Neighborhood Revitalization Fund (Fund 50): The Neighborhood Revitalization Fund provides for revitalization efforts to improve neighborhoods and continue the City's reputation as a safe, attractive and friendly community. The incentives encourage property owners to reinvest and increase the assessed value of their properties.

Fund Descriptions

City Center TIF Fund (Fund 51): To account for monies received from the County for the TIF property tax increment to reimburse the developer for certified costs associated with the City Center TIF District.

City Center East TIF Fund (Fund 52): To account for monies received from the County for the TIF property tax increment to reimburse the developer for certified costs associated with the City Center East TIF District.

Mining TIF District Fund (Fund 53): To account for monies received from the County for the TIF property tax increment to reimburse the developer for certified costs associated with the Mining TIF District.

Ridgeview Mining TIF District Fund (Fund 54): To account for monies received from the Tax Increment Financing District for the purpose of redevelopment in the area southwest of the intersection of Prairie Star Parkway and Renner Boulevard.

Orchard Corners CID Fund (Fund 56): To account for monies received from the Orchard Corners Community Improvement District which is funded by an additional 1% sales tax in the district area.

Prairie Creek CID Fund (Fund 57): To account for monies received from the Prairie Creek Community Improvement District which is funded by an additional 1% sales tax in the district area.

Quivira 95 CID Fund (Fund 58): To account for monies received from the Quivira 95 Community Improvement District which is funded by an additional 1% sales tax in the district area.

Greystone Plaza CID Fund (Fund 59): To account for monies received from the Greystone Plaza Community Improvement District which is funded by an additional 1% sales tax in the district area.

City Center East #1 CID Fund (Fund 61): To account for monies received from the City Center East #1 Community Improvement District which is funded by an additional 1% sales tax in the district area.

City Center East #2 CID Fund (Fund 62): To account for monies received from the City Center East #2 Community Improvement District which is funded by an additional 1% sales tax in the district area.

I-35 and 95th Street TIF Fund (Fund 63): To account for monies received from the Tax Increment Financing District for the purpose of redevelopment in the area near the intersection of 95th Street and Interstate 35.

SpringHill Suites CID Fund (Fund 64): To account for monies received from the SpringHill Suites Community Improvement District which is funded by an additional 1% sales tax in the district area.

Fund Descriptions

Candlewood Suites CID Fund (Fund 65): To account for monies received from the Candlewood Suites Community Improvement District which is funded by an additional 1% sales tax in the district area.

Holiday Inn Express CID Fund (Fund 66): To account for monies received from the Holiday Inn Express Community Improvement District which is funded by an additional 1% sales tax in the district area.

Stormwater Management Fund (Fund 80): The Stormwater Management Fund is used to account for revenues from stormwater utility charges, capital charges, General Fund revenues and grant funds to provide a systematic, economical and environmentally sensitive means for managing stormwater.

Rec Center Fund (Fund 82): The Rec Center Fund is used to account for monies received from memberships, passes, and class fees at the Lenexa Rec Center.

Department Descriptions

DEPARTMENT NUMBER	DEPARTMENT DESCRIPTION
01	Executive
03	Transfers
05	Economic Development
10	Finance
11	Human Resources
15	Enterprise Systems & Technology
18	Legal
20	Community Development
30	Fire
35	Police
38	Emergency Management
40	Municipal Services
50	Parks & Recreation
70	Debt Service

Division Descriptions

DIVISION NUMBER	DIVISION DESCRIPTION
010	Governing Body
011	City Administrator
012	Communications
013	Court
014	City Clerk
015	Public Market
030	Transfers
051	Economic Development-Community Improvement District
052	Economic Development-Neighborhood Revitalization District
053	Economic Development-Tax Increment Financing
054	Economic Development-Convention & Visitors Bureau
055	Economic Development-Economic Development Council
056	Economic Development-Other
100	Finance
110	Human Resources - Administration
111	Human Resources - Recruiting
150	Enterprise Systems & Technology
180	Legal - Administration
181	Legal - Prosecution
200	Community Development - Administration
201	Community Development - Community Standards
202	Community Development - Building Inspect
203	Community Development - Land Use
204	Community Development - Engineering
300	Fire - Administration
301	Fire - Operations
302	Fire - Planning
303	Fire - Logistics
350	Police - Administration
351	Police - Investigations
352	Police - Patrol
380	Emergency Management
400	Municipal Services - Administration
401	Municipal Services - Highways & Streets
402	Municipal Services - Traffic
403	Municipal Services - Facilities
404	Municipal Services - Fleet
405	Municipal Services - Stormwater
406	Municipal Services - Parking Structure

Division Descriptions

500	Park & Rec - Administration
501	Parks & Recreation - Maintenance
502	Parks & Recreation - Programming
503	Parks & Recreation - Events
504	Parks & Recreation - Active Adults
505	Parks & Recreation - Youth
506	Parks & Recreation - Art & Enrichment
507	Parks & Recreation - Program Nature
508	Parks & Recreation - Sports
509	Parks & Recreation - Pool
510	Parks & Recreation - Fitness
700	Debt Service

Org Code Descriptions

ORG NUMBER	ORG DESCRIPTION
01	General Fund
01010000	Governing Body
01011000	City Administration
01012000	Communications
01013000	Court
01014000	City Clerk
01015000	Public Market
01030000	Transfers
01100000	Finance
01110000	Human Resources- Administration
01111011	Human Resources- Recruiting
01150000	EST - Administration
01150012	EST - Support Services
01150013	EST - Data/Analytics
01150014	EST - Infrastructure
01180000	Legal - Administration
01181000	Legal - Prosecution
01200000	Community Development - Administration
01201000	Community Development - Comm Standards
01202000	Community Development - Building Inspection
01203000	Community Development - Land Use
01204000	Community Development - Engineering
01300000	Fire - Administration
01300301	Fire - Domestic Preparedness
01300302	Fire - Occupational Safety
01300303	Fire - Prof Development
01301000	Fire Operations - Administration
01301305	Fire Operations - Technical Rescue
01301306	Fire Operations - Haz Mat
01302000	Fire Planning - Administration
01302310	Fire Planning - Prevention
01302311	Fire Planning - Investigation
01302312	Fire Planning - Education
01303314	Fire Logistics - Vehicles
01303316	Fire Logistics - Equipment
01303318	Fire Logistics - EMS Training
01303500	Fire Logistics - Facilities
01350000	Police - Administration

Org Code Descriptions

ORG NUMBER	ORG DESCRIPTION
01350401	Police - Administration Towers
01351000	Police - Investigations
01352000	Police Patrol
01352011	Police Patrol - Recruiting
01352307	Police Patrol - Bike
01352402	Police Patrol - K9
01352403	Police Patrol - Traffic
01352404	Police Patrol - Tactical
01352405	Police Patrol - Animal Control
01352406	Police Patrol - School Resource Officer
01352407	Police Patrol - Firearms
01352408	Police Patrol - Community Policing
01352409	Police Patrol - Training
01380000	Emergency Management
01400000	Municipal Services - Administration
01401501	Municipal Services - Highways & Streets Snow
01401502	Municipal Services - Highways & Streets
01402503	Municipal Services - Traffic Street Light
01402504	Municipal Services - Traffic
01403500	Municipal Services - Facilities
01404000	Municipal Services - Fleet
01406000	Municipal Services - Parking Structure
01500000	Park & Recreation - Administration
01501000	Parks & Recreation - Maintenance Administration
01501500	Parks & Recreation - Maintenance Facilities
01501601	Parks & Recreation - Maintenance Turf
01501602	Parks & Recreation - Maintenance Landscape
01501612	Parks & Recreation - Custodial
01502000	Parks & Recreation - Program Administration
01502612	Parks & Recreation - Support Services
01502613	Parks & Recreation - Thompson Barn
01502614	Parks & Recreation - Other
01502653	Parks & Recreation - National Guard Armory
01503610	Parks & Recreation - Farmers Market
01503615	Parks & Recreation - BBQ
01503616	Parks & Recreation - Chili
01503617	Parks & Recreation - Community Days
01503618	Parks & Recreation - Cupid Gem
01503619	Parks & Recreation - Enchanted Forest
01503620	Parks & Recreation - Freedom Run
01503621	Parks & Recreation - Holiday Light
01503622	Parks & Recreation - May Music
01503623	Parks & Recreation - Other events
01503624	Parks & Recreation - Bike Ride
01503625	Parks & Recreation - Spinach
01503626	Parks & Recreation - Senior Banquet

Org Code Descriptions

ORG NUMBER	ORG DESCRIPTION
01503627	Parks & Recreation - Tails on Trails
01503656	Parks & Recreation - Bridal Show
01504628	Parks & Recreation - Adult Fitness
01504629	Parks & Recreation - Senior Programs
01504630	Parks & Recreation - Adult Sports
01504631	Parks & Recreation - Adult Trips
01504632	Parks & Recreation - Other
01505634	Parks & Recreation - Youth Sports
01505635	Parks & Recreation - Arts & Crafts
01505636	Parks & Recreation - Camps & Shows
01506637	Parks & Recreation - Programs Art Council
01506638	Parks & Recreation - Programs Cook
01506640	Parks & Recreation - Programs Dance
01506654	Parks & Recreation - Get Outdoors
01506655	Parks & Recreation - Art & Wine Fair
01506658	Parks & Recreation - Community Symphony
01507642	Parks & Recreation - Programs Nature
01507643	Parks & Recreation - Community Gardens
01508645	Parks & Recreation - Tennis
01509646	Parks & Recreation - Swimming Pools
01509647	Parks & Recreation - Pool Ad Astra
01509648	Parks & Recreation - Pool Flat Rock Creek
01509649	Parks & Recreation - Pool Indian Trails
01509651	Parks & Recreation - Pool Swim Team
05	Debt Service Fund
05700000	Debt Service
06	TIF Debt Service Fund
06700000	TIF Debt Service
25	Special Highway Fund
25401502	Special Highway - Streets
26	Special Alcohol Fund
26350000	Drug & Alcohol Awareness
27	Special Parks & Recreation Fund
27501000	Special Parks
28	Tourism & Convention Fund
28054000	Economic Development-Convention & Visitors Bureau
28055000	Economic Development-Economic Development Council
28056000	Economic Development - Other
28500652	Parks & Recreation - Legler Barn

Org Code Descriptions

ORG NUMBER	ORG DESCRIPTION
40	Parks & Recreation Impact Fee - Zone 1
40501703	PRIF Zone 1
40501709	PRIF Zone 1 - Arts
41	Parks & Recreation Impact Fee - Zone 2
41501704	PRIF Zone 2
41501710	PRIF Zone 2 - Arts
42	Parks & Rereation Impact Fee - Zone 3
42501705	PRIF Zone 3
42501706	PRIF Zone 3 - Arts
43	Street Tree Fund - Zone 1
43501706	Street Tree Zone 1
44	Street Tree Fund - Zone 2
44501707	Street Tree Zone 2
45	Street Tree Fund - Zone 3
45501708	Street Tree Zone 3
46	TIP Fee Fund - Zone 1
46402000	TIP Zone 1
47	TIP Fee Fund - Zone 2
47402000	TIP Zone 2
48	TIP Fee Fund - Zone 3
48402000	TIP Zone 3
50	Neighborhood Revitalization District
50052000	Economic Development - NRD
51	City Center TIF Fund
51053000	Economic Development - TIF
52	City Center East TIF Debt Fd
52053000	Economic Development - TIF
53	Mining TIF Fund
53053000	Economic Development - TIF
54	Ridgeview Mining TIF Fund
54053000	Economic Development - TIF
56	Orchard Corners CID Fund
56051000	Economic Development - CID
57	Prairie Creek CID Fund
57051000	Economic Development - CID

Org Code Descriptions

ORG NUMBER	ORG DESCRIPTION
58	Quivira 95 CID Fund
58051000	Economic Development - CID
59	Greystone Plaza CID Fund
59051000	Economic Development - CID
61	City Center East CID #1 Fund
61051000	Economic Development - CID
62	City Center East CID #2 Fund
62051000	Economic Development - CID
63	I-35 & 95th Street TIF
63053000	Economic Development - TIF
64	Springhill Suites CID
64051000	Economic Development - CID
65	Candlewood Suites CID
65051000	Economic Development - CID
66	Holiday Inn Express CID
66051000	Economic Development - CID
80	Stormwater Oper Fund
80000000	Stormwater - GAAP
80405000	Stormwater - Administration
80405500	Stormwater - Maintenance
80405550	Stormwater - Development
80700000	Stormwater - Debt Service
82	Rec Center Fund
82500001	Rec Center - Administration
82500008	Rec Center - Customer Service
82501001	Rec Center - Facilities
82502659	Rec Center - Support Services
82503000	Rec Center - Rentals & Events
82506000	Rec Center - Enrichment
82506636	Rec Center - Camps
82506641	Rec Center - Dance
82508660	Rec Center - Sports
82509661	Rec Center - Pools
82510000	Rec Center - Fitness

Expenditure Object Code Definitions

Obj Code	Description	Definitions
Personnel Services		
51000	Wages	
51100	Regular salary/wages	Regular hourly and salaried employee wages.
51110	Overtime/Shift/Hazard	Overtime/shift/hazard pay.
51115	Holiday	Includes all salary wages paid to full time and regular part time employees who work a holiday.
51120	Allowances	Includes monetary allowances paid to employees for tools, clothing, and car allowances. (Mileage reimbursements not included)
51125	Education	Include expenditures associated with higher education or certification courses attended with a successful completion of course. The courses should be designed to increase the employee's level of skill or expertise. (College courses or certification programs)
51130	Compensation Reserve	Reserve funds set aside for pay plan adjustments and salary increases.
51200	Overtime - Fire	
51202	Overtime - Fire inspection	Fire Overtime wages paid as a result of business fire code inspections.
51204	Overtime - Automatic/Mutual Aid	Fire Overtime wages paid as a result of a response outside of Lenexa city limits.
51206	Overtime - Call back	Fire Overtime wages paid as a result of an emergency call-back in Lenexa.
51210	Overtime - Fire investigation	Fire Overtime wages paid as a result of fire investigations.
51214	Overtime - Other	Fire Other overtime wages paid.
51216	Overtime - Premium Pay	Fire FLSA (Fair Labor Standards Act) 27 day cycle.
51218	Overtime - Program Management	Fire Overtime wages paid as a result of attending a committee meeting.
51220	Overtime - Public Education	Fire Overtime wages paid as a result of public education seminars/events.
51222	Overtime - Special Event	Fire Overtime wages paid as a result of working a city sponsored special event (BBQ, Freedom Run, etc.).
51226	Overtime - Training	Fire Overtime wages paid as a result of training.
51227	Overtime - Paramedic Coverage	Fire Overtime wages paid as a result of paramedic credentialing.
51500	Benefits	
51505	Employers FICA/OADSI	City's match of employees' social security wages (FICA), (old age portion).
51510	Employers FICA/Medicare	City's match of employees' social security wages (FICA), (Medicare portion).
51515	Employers KPERs	City's contributions for KPERs (Kansas Public Employees Retirement System).
51520	Employers KPERs W@R	City's contributions to KPERs for employees who are rehired after retirement.
51525	Employers KP&F	City's contributions for KP&F (Kansas Police and Fire Retirement System).
51530	Pension Plan	City's contributions to 401A plan and the city's contributions for the Defined Benefit Pension Plan which was frozen as of December 31, 2009.
51540	Workers Compensation	City's expenditures for Workers Compensation Insurance.
51545	State Unemployment	City's expenditures for State Unemployment Insurance (SUI).
51550	Health insurance	City's expenditure for group health insurance.
51555	Short term disability	City's expenditure for short term disability insurance coverage for full time employees.
51565	Life Insurance	City's expenditure for the city's group term life insurance policy.
51570	Employee Assistance Program	City's expenditure for the employee assistance program (EAP).
51575	Other Benefits	Miscellaneous other benefits provided for employees, such as taxable fringe benefits.
Contractual Services		
52100	Services	
52103	Animal boarding	Costs for animal impound services.
52104	Animal waste disposal	Costs for disposal of animal remains.
52106	Appraisal services	Costs of appraisal services for property.
52109	Auditing services	Costs for external auditing services.
52110	Banking services	Costs for banking fees and services.

Expenditure Object Code Definitions

Obj Code	Description	Definitions
52111	Bond counsel	Costs for bond counsel services related to debt issuance and economic development projects.
52118	Credit card processing	Costs for credit card processing services by merchant banks.
52120	CVB	Payments made to the Lenexa Convention & Visitor's Bureau.
52121	Dumpster - regular trash	Costs for regular trash service.
52122	Dumpster - program	Costs for the city's dumpster weekend program.
52123	Dumpster - spring clean up	Costs for the city's spring clean up program.
52124	EDC	Payments made to the Lenexa Economic Development Council.
52126	Engineering - Design	Costs for abstractors, architectural and engineering services.
52134	Human Resources services	Costs for third party services related to human resources functions.
52138	Insurance services	Cost for all insurance other than that related to personal services and torts (includes vehicle, property and liability coverage).
52140	Interpreter services	Costs for interpreter services.
52142	Investment fees	Costs for investment activity by the city.
52144	Janitorial services	Costs for janitorial services.
52146	Landfill disposal	Costs for disposal of asphalt and concrete tear out.
52148	Laundry/sanitation services	Includes vehicle wash, towel and floor mat service, laundering of firemen's bedding and uniform dry-cleaning or laundering.
52150	Legal services	Costs for legal services other than bond counsel.
52153	Medical services	Costs for medical services provided to the city in reference to the city's health and wellness program.
52154	Mowing (weeds)	Costs for third party mowing services (includes weed ordinance enforcement).
52155	Mowing (Nuisance)	Costs for third party to remove/clean up trash.
52156	Offsite storage	Costs for storing materials at offsite locations.
52158	Other financial services	Costs for other financial services not otherwise classified.
52159	Other professional services	Costs for other services not otherwise classified.
52160	Payments to other agencies	Contributions paid to other agencies (includes Home Share, utility assistance, crossing guard services, interlocal agreements).
52162	Payroll processing/HRIS	Costs of services for payroll and human resource information services.
52164	Performer/Entertainer	Costs for third party contractors to perform at city events/programs.
52166	Photography services	Costs for photo services.
52168	Pre-employment screenings	Costs for pre-employment screenings.
52169	Pre-employment labs	Costs of lab services required for employment.
52170	Pre-employment physicals	Costs of physicals required for employment.
52171	Pre-employment drug screen	Costs of drug screening required for employment.
52172	Prisoner boarding	Costs paid to Johnson County for prisoner incarceration.
52174	Public defender	Costs for public defender for court proceedings.
52178	Temporary agencies	Includes payments to temporary agencies and others on a fee basis for temporary labor assistance.
52180	Third party outsourcing	Costs to a third party agency for services not otherwise classified.
52184	Tub grinder	Cost for equipment used to mulch small trees and branches.
52190	LAN support	Costs of a third party agency to analyze, design, implement and support a local area network.
52194	PC/printer support	Costs of a third party agency for personal computer (PC) and printer installation, configuration and support.
52196	Server support	Costs of a third party agency to support server installations, configuration and upgrades, supplemental staffing and technical support.
52198	Video transmission support	Costs of a third party agency for analyzing, designing, implementing and support of a video transmission system and equipment.
52199	WAN support	Costs of a third party agency for analyzing, designing, implementing and support of a wide area network.
52200	Taxes	
52205	Taxes - Property	General property taxes paid for city-owned property.
52210	Taxes - Special Assessments	Special assessment taxes paid for city-owned property located in special benefit districts.
52215	Taxes - Stormwater	Stormwater fees paid for city-owned property (billed on the property tax bill).

Expenditure Object Code Definitions

Obj Code	Description	Definitions
52220	Taxes - Wastewater	Wastewater fees paid for city-owned property.
52222	Taxes - Other	Taxes paid that are not otherwise classified.
52300	Training/Travel/Meetings	
52302	Training/Travel/Mtgs - Per Diem	Costs for per diem paid for overnight travel.
52303	Meals/Food/Refreshments	Costs for meals and food not related to overnight travel.
52304	Training/Mtgs - Registration	Costs for conference and meeting registrations.
52306	Training/Travel - Airline	Costs of airline fees including baggage and check-in fees.
52308	Training/Travel - Mileage	Costs for mileage paid for travel and training activities (both local and overnight travel).
52310	Training/Travel - Parking	Costs of parking at airport and hotels.
52312	Training/Travel - Taxi	Costs for taxi service.
52314	Training/Travel - Tolls	Costs for tolls paid (both local and overnight travel).
52316	Training/Travel - Lodging	Costs for hotel charges for overnight travel.
52318	Training/Travel - Rental Car	Costs of rental cars (both local and overnight travel).
52320	Training/Mtgs - Hosted by city	Costs for events and meetings hosted by the city.
52322	Training - Materials	Costs of materials for training activities.
52324	Mileage - Other	Cost of mileage paid for activities other than travel and training (meetings, etc.).
52400	Maintenance Agreement	
52415	Maint Agrmnt - Equipment	Includes cost of maintenance contracts for city equipment.
52420	Maint Agrmnt - Facility	Cost of maintenance contacts/agreements related to facilities.
52422	Maint Agrmnt - Irrigation	Cost of maintenance contacts/agreements related to irrigation.
52424	Maint Agrmnt - Landscape	Cost of maintenance contacts/agreements related to landscape.
52430	Maint Agrmnt - Street	Cost of services for maintain streets including seal coating, etc.
52431	Maint Agrmnt - Street lights	Cost of maintenance contacts/agreements for street lights.
52440	Maint Agrmnt - LAN equipment	Costs of maintenance contacts/agreements associated with local area network equipment. This includes routers, switches, wireless AP's.
52444	Maint Agrmnt - PC software	Costs of maintenance contacts/agreements associated with software used on desktop, laptop, and tablet computing devices.
52446	Maint Agrmnt - Server software	Costs of maintenance contacts/agreements associated with software residing on servers. This includes server virtualization software, VDI software, backup software and server management software.
52448	Maint Agrmnt - Servers	Costs of maintenance contacts/agreements associated with server equipment. This includes physical servers and SAN equipment.
52454	Maint Agrmnt - Other software	Costs of maintenance contacts/agreements associated with software that does not reside on city owned servers, PC's, iPads, tablets, mobile phones, GPS receivers, etc.
52500	Utility Service	
52505	Cable	Cost for cable TV service.
52510	Electricity	Cost for electricity service.
52515	Gas	Cost for natural gas service.
52520	Mobile devices	Cost for mobile device service - phone, internet, iPads, etc.
52525	Other	Cost for utilities not otherwise listed in chart of accounts.
52530	Telephone	Cost for contractual telephone and teletype service, installation charges, leased communications system such as radio, and facsimile charges, etc.
52535	Trash	Cost of trash service.
52540	Wastewater	Cost of wastewater service.
52545	Water	Cost of water service.
52547	Telecommunications data charge	Costs associated with transmission of data-only devices such as mifi devices.
52551	Mobile device data plan	Costs associated with mobile device service for city business use.
52552	Domain fee	Costs associated with fees for domain names.
52553	Email & Calendaring	Costs associated with e-mail and calendaring services.
52555	Video transmission	Costs associated with recording video transmission.
52557	Internet Service provider	Costs associated with dial-up or direct service link costs when the service is provided by a non-city entity. (e.g. SureWest, TimeWarner, ComCast, AT&T, etc.)

Expenditure Object Code Definitions

Obj Code	Description	Definitions
52559	Data wiring	Costs associated with consultation, design, installation, or support for data wiring that is not part of a capital improvement project.
52561	Telephone wiring	Costs associated with consultation, design, installation, or support for telephone wiring that is not part of a capital improvement project.
52562	Cloud Storage	Virtual data storage hosted by a third party.
52563	Computer/data processing	Costs associated with processing charges for server services.
52564	LAN service	Costs associated with managed local area network services. Managed LAN services include hardware, systems level software, monitoring, hot spare replacement in case of failure, and end of life replacement. In a managed LAN service contract, the vendor retains ownership of the hardware/software and provides the staffing necessary to maintain the LAN platform. Do not use this account to record contracted personnel costs. Staffing to supplement agency LAN support staff should be recorded in account LAN support services.
52620	Rents/Leases	
52622	Rents - Range	Rental payments for firing range use (armory and rifle club).
52623	Rents - Facilities	Lease/rental payments related to facilities.
52624	Rents - Equipment	Rental payments on copy machines, postage meters, and vans/automobiles used for tours.
52625	Rents - Other	Costs for rental of equipment not otherwise listed in chart of accounts.
52648	Rents - Lease vehicle	Costs associated with vehicle rental and maintenance as set forth in a rent/lease agreement.
52700	Repair/Maintenance	
52702	Repair/Maint - Facilities	Includes costs of contracts to third party entities or city departments performing repair or maintenance to facilities (includes maintenance contracts).
52704	Repair/Maint - Equipment	Includes costs of contracts to third party entities or city departments performing repair or maintenance to equipment (includes maintenance contracts).
52706	Repair/Maint - Automotive	Includes costs of contracts to third party entities or city departments performing repair or maintenance to vehicles/automotive equip (includes maintenance contracts).
52708	Repair/Maint - Art	Includes costs of services performed by city department to maintain city art purchases.
52710	Repair/Maint - Comp equipment	Costs associated with the repair or maintenance of computing equipment.
52712	Repair/Maint - WAN equipment	Costs associated with the repair or maintenance of WAN equipment.
52714	Repair/Maint - Video trans equip	Costs associated with the repair or maintenance of video transmission equipment.
52716	Repair/Maint - LAN equipment	Costs associated with the repair or maintenance of LAN equipment.
52718	Repair/Maint - PC & printers	Costs associated with the repair or maintenance of PC's and multi-function printing equipment.
52719	Repair/Maint - Portable devices	Costs associated with repairs to portable devices (cell phones, tablets, ipads etc.)
52720	Repair/Maint - Servers	Costs associated with the repair or maintenance of servers.
52800	Advertising/Publications	Expenditures for publication of official notices, employment ads, program/function ads, and legal proceedings in newspapers and periodicals.
52805	Contingency - Governing Body	Funds set aside in Governing Body budget for contingencies.
52810	Copying/printing services	Cost of city printing such as letterhead, envelopes, business cards, banners, memo pads, flyers, newsletters, etc.
52815	Court/recording fees	Court costs incurred by the city and necessary fees for recording municipal information with Register of Deeds, Clerk of the District Court, etc.
52820	Dues/memberships	Includes membership fees and dues to professional organizations.
52825	Association dues	Includes membership fees for various association dues.
52830	Insurance - Property & Liability	Insurance on city owned property, buildings and their contents that indemnifies the city for its loss, or the loss of its income-producing ability, when the loss or damage is caused by a covered peril, such as fire or explosion; or insurance paying or rendering service on behalf of the city for loss arising out of legal liability to others.
52840	Licenses/certifications	Payments for license and certifications that are necessary to perform job functions.

Expenditure Object Code Definitions

Obj Code	Description	Definitions
52842	NRD Grant	Grant payments made as part of the Exterior Grant Program established in the Neighborhood Revitalization District.
52846	NRD Rebate	Property tax rebate payments made as part of the Rebate Program established in the Neighborhood Revitalization District.
52850	Postage/Shipping	Includes all costs for postage (including parcel post) and other shipping such as freight, express, and delivery service.
52855	Public Notices	Includes all costs to publish legal notices that are required by law or for notification purposes.
52857	Litigation	All expenses associated with investigating and litigating claims by or against the city, including attorney fees, deposition expenses, expert fees, copying charges, etc.
52859	Damages & tort claims	Includes all direct payments in settlement of damage and tort liability claims filed against the municipality.
52870	Subscriptions	Includes a subscription to newspapers, periodicals, books not intended for permanent library status, and CDs for reference tools.
52875	Subscription-service	Includes a subscription for on line service.
Commodities		
54100	Equipment	
54102	Equipment - Audio & video	The cost of books, films, and recordings used by city departments, which are equal to or less than \$10,000.
54104	Equipment - Automotive	The purchase of automobiles, commercial pickup trucks, motorcycles, vans etc. which are equal to or less than \$10,000.
54106	Equipment - Field	The purchase of equipment necessary for employees to work in the field, which are equal or less than \$10,000.
54108	Equipment - Office	The purchase of small equipment for office use which are equal or less than \$10,000.
54110	Equipment - Other minor	Includes cost of small equipment and tools totally depreciated in less than five years.
54112	Equipment - Shop	Nuts, bolts, screws, and other misc. parts.
54114	Equipment - Tools (hand/power)	Costs for small hand or power tools.
54150	Equipment - Computer	Costs associated with the purchase of repair parts for computers, telephone and other electronic equipment such as monitors, memory, motherboards, video cards, serial ports, parallel ports, hard drives, floppy drives, controllers, modems, network cards and other items necessary to repair failed electronic devices or components.
54152	Equipment - LAN	Costs associated with the purchase of local area network equipment not recorded in a more specific account.
54154	Equipment - Portable device	Costs associated with the purchase of portable devices.
54156	Equipment - Printer	Costs associated with the purchase of multi-function printing devices.
54158	Equipment - Server	Costs associated with the purchase of servers.
54160	Equipment - Video transmission	Costs associated with the purchase of video transmission equipment.
54162	Equipment - WAN	Costs associated with the purchase of WAN equipment.
54200	Software	
54204	Software - Other	Costs associated with software other than those residing on city owned devices.
54206	Software - Portable device	Costs associated with the purchase of commercial off the shelf software installed on PDA, phone, tablet.
54208	Software - Server	Costs associated with the purchase of commercial off the shelf software installed on a server.
54212	Software - Personal computer	Costs associated with the purchase of commercial off the shelf software loaded on a laptop or desktop personal computer.
54300	Supplies	
54302	Supplies - aggregates	A coarse material used in construction, including sand, gravel, crushed stone, slag, recycled concrete and geosynthetic aggregates.
54303	Supplies - ammunition	Purchase of bullets for police department.
54304	Supplies - asphalt	Material used for road and trail repairs.
54306	Supplies - asphalt release	Application applied to the truck beds, equipment and tools to prevent asphalt from adhering to the surface. Also used in the cleanup of trucks, equipment and tools after asphalt work is performed.

Expenditure Object Code Definitions

Obj Code	Description	Definitions
54308	Supplies - chemicals	Includes chemical supplies for use in cleaning, construction and any other necessary work.
54310	Supplies - computer	Hardware and miscellaneous parts used to maintain computer equipment.
54311	Supplies - mobile device	Supplies used to maintain mobile iphone and ipad devices.
54312	Supplies - concrete	Used for minor and major repairs and construction of roads, trails, curbs, gutters, ditch liners, retaining walls, sidewalks, and other misc. applications.
54314	Supplies - crack seal	Material used in our crack seal operations, part of the city's Pavement Management Program.
54316	Supplies - erosion control	Materials used to control stormwater runoff from construction sites which will help reduce water pollution and improve water quality in our natural resources.
54318	Supplies - facilities	Technical services supplies and parts.
54320	Supplies - field	Seed, bricks, trash bags, and misc. supplies.
54322	Supplies - ground	Weed and tree stump control.
54324	Supplies - herbicides	Weed killer and pesticides to kill unwanted plants.
54326	Supplies - iron/steel	Grader blades, reinforcing bars, fence and signposts, sheet steel, and manhole covers.
54328	Supplies - lumber	Includes lumber supplies.
54329	Supplies - Magnesium Chloride	Chemical used in snow and ice control efforts.
54330	Supplies - medical (disposable)	Drugs, medicines, laboratory, and first aid supplies.
54332	Supplies - medical (durable)	Medical supplies that are not disposable and do not quickly wear out.
54334	Supplies - motor vehicle	Tires, batteries, accessories for cars, trucks, motorcycles, tractors, etc. (includes oil, lubricants, antifreeze, and license plates).
54336	Supplies - office	Includes office stationery, forms, and small items of office equipment less than \$300 in value, and related stationery supplies.
54338	Supplies - oil tack	Material applied before placement of asphalt to make it adhere together and create a bond.
54340	Supplies - oper/maintenance	Traffic signal supplies, sweeper brooms.
54342	Supplies - other/misc	Includes agricultural supplies, chemicals, salts, household and institutional supplies, film, copier paper, typewriter and calculator ribbons, computer paper, and supplies.
54344	Supplies - pipe	Includes cast iron and other pipe supplies.
54346	Supplies - plant materials	Supplies used to maintain plantings.
54348	Supplies - propane	Used mainly in our pothole patch truck and oil distributor to heat the material.
54350	Supplies - rock	Used for ditch repairs, stormwater and street applications.
54351	Supplies - salt	Material used in snow and ice control efforts.
54352	Supplies - soil	Used for back fill, plant beddings, and general fill.
54356	Supplies - stormwater	Supplies and materials to maintain city owned stormwater BMPs.
54358	Supplies - streets	Includes concrete, cement, sand and aggregates, sealer, asphalt and other bituminous products, and street and traffic signs.
54405	Books/videos	The cost of books, films, and recordings used by city departments, which are less than \$10,000.
54407	Learning about Lenexa	Expenses incurred by providing the Learning about Lenexa program to area elementary schools.
54420	Fuel	Fuel to operate city vehicles and equipment (owned or leased).
54425	Furniture	Includes expenditures for desks, chairs, file cabinets, tables, coat racks, bookcases, and other furniture which are less than \$10,000.
54430	Merchandise for resale	Cost of purchasing pop, candy, gum, etc., for vending machines and pool concessions.
54432	Recognition	Includes employee appreciation and recognition expenditures.
54434	Recognition - Events	Cost of recognition supplies/gifts.
54442	Uniforms	Food, uniforms, safety shoes, gloves, and all safety related apparel for city employees.
54444	Uniforms - Boots	Cost of boot replacement for employees.
54446	Uniforms - Jackets/Bibs	Cost of jackets/bibs replacement for employees.
54448	Uniforms - Clothing	Cost of uniforms for employees.

Expenditure Object Code Definitions

Obj Code	Description	Definitions
Capital Outlay		
55100	Equipment (Capital)	
55105	Equipment - Audio & Video	Telephones, mobile phones, cellular phones, pagers, hi-ban communication equipment, amplifiers, console and control equipment, televisions, videocassette recorders, radios, overhead projectors, slide projectors, and any other equipment of this type (cost in excess of \$10,000).
55110	Equipment - Automotive	The purchase of automobiles, commercial pickup trucks, motorcycles, vans, etc. (cost in excess of \$10,000).
55115	Equipment - Heavy Motorized	Includes expenditures for vehicles such as dump trucks, patch trucks, tractors, loader, backhoes, paving rollers, and other self-propelled machines and equipment, fire trucks, and ambulances (cost in excess of \$10,000).
55125	Equipment - Other Capital	All capital equipment items not otherwise classified, such as plows, trailers, etc. (cost in excess of \$10,000).
55135	Equipment - Computer	Personal computers, mini computers, mainframe computers, monitors, file servers, printers, network management hardware, and all other (cost in excess of \$10,000).
55140	Equipment - LAN	Specialized computer equipment (cost in excess of \$10,000).
55155	Equipment - Server	Costs associated with the purchase of physical server chassis/equipment (cost in excess of \$10,000).
55200	Software	
55210	Software - Personal computer	Costs associated with the purchase of software designed to be implemented on a personal computer or laptop (cost in excess of \$10,000).
55220	Software - Server	Costs associated with the purchase of software designed to be implemented on servers. This includes server virtualization, VDI, server management, and server backup software (cost in excess of \$10,000).
55230	Software - Other	Costs associated with the purchase of software needed for city business that is not installed on city equipment (cost in excess of \$10,000).
55302	Art	Costs associated with the purchase of art (cost in excess of \$10,000).
55305	Building	Acquisition of, or the construction, alteration or other improvements to municipal buildings (cost in excess of \$10,000).
55315	Furniture & Fixtures	Includes expenditures for desks, chairs, file cabinets, tables, coat racks, bookcases, and other furniture and fixtures (cost in excess of \$10,000).
55340	Streets	Cost to construct streets and roads (cost in excess of \$10,000).
55400	Land settlements	
55402	Easement - permanent	Permanent land right of way settlements.
55810	Development, Economic	Reimbursements of developer costs incurred for economic development projects (CID, TIF, etc.).
Debt Service		
60105	Interest	Interest paid on bonds.
60210	Principal Redemption	Repayment of debt principal.
Transfers		
70100	Transfer of Funds	
70104	Transfer out - CIF	Transfer of funds to the Capital Improvement Fund.
70110	Transfer out - FMF	Transfer of funds to the Facilities Maintenance Fund.
70112	Transfer out - ERF	Transfer of funds to the Equipment Reserve Fund.
70116	Transfer out - Stormwater	Transfer of funds to the Stormwater Fund.
70118	Transfer out - TIF	This represents a "set-aside" of funds acknowledging that the city will not receive a portion of the property taxes paid by landowners within the city's active TIF districts.
70122	Transfer out - Rec Center Fund	Transfer of funds to the Rec Center Fund.
70500	Transfer out - FB Reserve	Transfer of funds from the fund balance reserve account.
70900	Transfer out - Accrual	Amount accrued in the general fund to be transferred to the CIF fund for the 3/8 cent sales tax accrual at year end.

Revenue Object Code Definitions

Obj Code	Description	Definitions
Property Tax		
41100	Property Tax	
41110	Property Tax - Current	All taxable and real property within the corporate limits of the city is subject to ad valorem taxation, a tax based on the assessed value of the property. Collected and distributed by the Johnson County Treasurer.
41115	Property Tax - Delinquent	Those taxes that are not paid in the year in which they are due.
41120	Property Tax - TIF Current	Property taxes received from Johnson County for the TIF property tax increment.
41125	Property Tax - TIF Delinquent	TIF property tax increment taxes that are not paid in the year in which they are due.
41130	Property Tax - SA Current	Taxes that are levied against specific property owners within a district where a public improvement has occurred and is deemed to benefit primarily those property owners.
41135	Property Tax - SA Delinquent	Those special assessment taxes that are not paid in the year in which they are due.
41140	Property Tax - NRD Current	Property taxes received from Johnson County for properties within the Neighborhood Revitalization District.
41145	Property Tax - NRD Delinquent	Those taxes that are not paid in the year in which they are due for the Neighborhood Revitalization District.
41200	PILOT - Payment in lieu of taxes	Revenues received from tax abated properties.
Non-Property Tax		
42100	Franchise Tax	
42105	Franchise Tax - Communications	A tax established for the communication company to operate and maintain services in the city (a percentage of gross receipts).
42110	Franchise Tax - Gas	A tax established for the gas company to operate and maintain services in the city (a percentage of gross receipts).
42115	Franchise Tax - Electric	A tax established for the electric company to operate and maintain services in the city (a percentage of gross receipts).
42120	Franchise Tax - Other	A tax established for collection boxes put in city right-of-way.
42124	Franchise Tax - Gas Accrual	Amount of gas franchise tax accrued at the end of the year.
42126	Franchise Tax - Electric Accrual	Amount of electric franchise tax accrued at the end of the year.
42128	Franchise Tax - Communications Accrual	Amount of communications franchise tax accrued at the end of the year.
42200	Tax - Motor Vehicle Excise	An annual tax levied upon motor vehicles payable at the time of making application for the registration of the vehicle.
42205	Tax - Recreational Vehicle	An annual tax levied upon a motorized recreational vehicles payable at the time of making application for the registration of the vehicle.
42208	Tax- Watercraft	An annual tax levied upon boats payable at the time of making application for the registration of the boat.
42210	Tax - Heavy Truck	Personal property tax imposed upon motor vehicles having a gross vehicle weight of more than 12,000 pounds but less than 20,001 pounds. The Johnson County Treasurer distributes this tax.
42215	Tax - Rental Excise	Taxes charged on rental of vehicles.
42217	Tax - Commercial motor vehicle	An annual tax placed on a motor vehicle having a gross weight of more than 10,000 pounds whether operated by for-hire or private carriers in either interstate or intrastate commerce.
42310	Tax - Sales Tax City	
42311	Tax - Sales Tax City General	This tax is a percentage of all retail sales within the city and distributed by the state. As of October 2000, the city's portion increased from 1.00 to 1.125%.
42312	Tax - Sales Tax City 3/8	This tax is a 3/8-cent sales tax which helps maintain the city's roads, improve existing park facilities and provide new recreational opportunities.
42320	Tax - Sales Tax County	This tax is a percentage of all retail sales within Johnson County and distributed by the state.
42330	Tax - Compensating Use	
42331	Tax - Compensating Use General	A tax placed on equipment or materials purchased outside the state for use in the city or county on which no sales tax was paid.
42332	Tax - Compensating Use 3/8	This tax is a 3/8-cent sales tax on purchases outside the state for use in the city or county which no sales tax was paid. This tax helps maintain the city's roads, improve existing park facilities and provide new recreational opportunities.
42334	Tax - Compensating Use County	A tax placed on equipment or materials purchased outside the state for use within Johnson County on which no sales tax was paid.
42336	Tax - Sales Tax City Accrual	Amount of city sales tax accrued at the end of the year.
42338	Tax - Sales Tax County Accrual	Amount of county sales tax accrued at the end of the year.
42340	Tax - Compensating Use Accrual	Amount of compensating use tax accrued at the end of the year.
42342	Tax - Sales Tax City 3/8 Accrual	Amount of 3/8 city sales tax accrued at the end of the year.

Revenue Object Code Definitions

Obj Code	Description	Definitions
42344	Tax - Compensating Use 3/8 Accrual	Amount of 3/8 compensating use tax accrued at the end of the year.
42410	Tax - Special Liquor	A revenue tax received from the state's tax on the sale of liquor sold in private clubs. The money must be allocated 1/3 to the General Fund, 1/3 to Special Parks & Recreation Fund and 1/3 to Special Alcohol Fund.
42411	Tax - Special Liquor Accrual	Amount of special liquor tax accrued at the end of the year.
42415	Tax - Gasoline	Monies levied by the State of Kansas (motor fuel tax) to be used for constructing, maintaining, and repairing streets and highways.
42416	Tax - Gasoline Accrual	Amount of gasoline tax accrued at the end of the year.
42420	Tax - Transient Guest	A state tax levied on the gross receipts of hotels, motels or tourist courts inside the city limits.
42421	Tax - Transient Guest Accrual	Amount of transient guest tax accrued at the end of the year.
42425	Tax - Excise	A tax levied on act of platting real property in the city to raise general revenues for transportation improvement in the city.
Licenses & Permits		
43100	Licenses	
43110	License - Animal	Any persons owning a cat or dog over six months old must obtain a license for that animal.
43125	License - Liquor	All Class A and Class B private clubs within the city are subject to a state liquor license.
43130	License - CMB	License for the sale and distribution of any 3.2% beer or wine coolers.
43135	License - CMB Stamp	Any person who obtains a liquor license must also obtain a Cereal Malt Beverage (CMB) stamp from the State of Kansas. Monies are collected by the city and returned to the state.
43140	License - Drinking	Any person operating a private club or drinking establishment to sell or serve any alcoholic liquor or cereal malt beverage must obtain a license.
43145	License - Business	Any person, either as a principal officer, agent or employee who conducts, pursues, carries on or operates in the city any business trade, occupation or profession, or furnish any services shall obtain an occupation license annually.
43150	License - Massage Therapy	Any license provided to an individual or business for massage therapy.
43155	License - Refuse Hauling	Any business establishment which handles refuse must first obtain a license.
43157	License - Other	Any license provided to an individual or business that is not otherwise classified.
43200	Permits	
43205	Permit - Building	Any person, firm or corporation desiring to erect, construct, enlarge, alter, repair, move, improve, remove, convert, demolish, equip, use, occupy, or maintain any building or structure within the city, or allow the same to be done, must acquire a permit.
43210	Permit - Erosion Sediment Control	Permits issued to ensure that erosion sediment control measures are properly installed.
43215	Permit - Burn	Permits issued by the fire department for outside burning by residents and businesses.
43220	Permit - Blast	Permits issued by the fire department for the purpose of construction excavation by licensed blasters.
43225	Permit - Public Improvements	Permits issued for the work on privately funded public improvements within the city.
43227	Permit - Site Development	Permit for installation of private infrastructure on "private" commercial development projects.
43235	Permit - Oversize/Overweight	Any person, firm or corporation who operates a truck in excess of stated rate within the corporate boundaries of the city.
43242	Permit - ROW	Monies received from utility construction companies for having city mark all underground utilities before digging begins.
43245	Permit - Security	Any person, firm or corporation who engages in a business for hire to provide a protection service for the property of others and whose duties and activities in that connection include patrolling, guarding, or watching the property of the subscriber must first acquire a permit.
43250	Permit - Alarm Registration	Any person, firm, or corporation who possesses or operates an alarm system designed with the intent of eliciting a police or fire response must first obtain a permit.
43265	Permit - Sign	Revenue receipts for the issuance of a permit allowing a sign/monument to be erected.

Revenue Object Code Definitions

Obj Code	Description	Definitions
43950	Permit - Other	Any permit that is provided to an individual or business that is not otherwise classified.
Intergovernmental		
44100	Intergovernmental	
44200	Grants	
44205	Grant - Federal	Grant revenue received from the Federal Government.
44220	Grant - Federal STEP	Grant revenue received from federal funds through the State of Kansas Department of Transportation for Special Traffic Enforcement Programs.
44225	Grant - Federal JAG	Grant revenue received from the Justice Assistance Grant Program, which provides states, tribes, and local governments with critical funding necessary to support a range of programs.
44230	Grant - Federal Recovery JAG	Grant revenue received from the Recovery Justice Assistance Grant Program, which provides states, tribes, and local governments with critical funding necessary to support a range of programs.
44240	Grant - SW BMP Cost Share	Grant revenue received for reimbursement to Johnson County citizens a portion of their stormwater efforts, such as rain gardens or rain barrels.
44250	Grants - State	Grant revenue received from the State of Kansas.
44260	Grant - CARS	Grant revenue received from the Johnson County Assistance Road System program.
44265	Grant - SMAC	Grant revenue received from the Johnson County Stormwater Management Advisory Council.
44270	Grant - CDBG	Grant revenue received from the Community Development Block Grant program.
Charges for Services		
45005	Fee - Fingerprint	Monies received from finger printing.
45010	Fee - PD Accident Report	Monies received from requested accident reports.
45011	Fee - PD Discovery	Monies received from providing CD's/ DVD's containing photos, video, and or audio to the defense regarding a filed case.
45012	Fee - PD Discovery Accident Rpt	Monies received for providing accident reports to the defense regarding a filed case.
45013	Fee - PD Open Records Request	Monies received from providing accident reports to the defense regarding a filed case.
45014	Fee - PD Discovery Offense Rpt	Monies received for providing offense reports to the defense regarding a filed case. (No longer used. See 45013)
45016	Fee - PD Discovery Photo DVD	Monies received for providing DVDs containing photos to the defense regarding a filed case. (No longer used. See 45011)
45018	Fee - PD Discovery Postage	Monies received from postage and handling fees for discovery information supplied to the defense regarding a filed case. (No longer used. See 45011)
45020	Fee - PD Discovery Tape DVD	Monies received for providing DVDs containing video and/or audio tapes to the defense regarding a filed case. (No longer used. See 45011)
45035	Fee - Police Report	Reports supplied by the police department to persons requesting such information.
45050	Fee - Ambulance Service	Monies received from ambulance service.
45060	Fee - Standby	Monies received from public service personnel on stand by at an event other than city sponsored.
45110	Fee - Planning Commission	Monies received from filing charges with the Planning Commission.
45112	Fee - Preliminary plan/plat	Fees received for preliminary plan drawings to determine if design is suitable to the land and complies with the regulations for the proposed development on a specific site and usually contain preliminary information regarding project boundaries, building footprints, parking area layout, landscape and drainage plans. These plans are considered preliminary as they may change slightly when submitted for final plan. In some instances, a preliminary plan may act as a preliminary plat.
45113	Fee - Final plan	Fees received for final plan drawings to determine if design is suitable to the land and complies with the regulations for the proposed development on a specific site and contain information regarding project boundaries, building footprints, parking area layout, landscape and drainage plans. These plans are the final approved plans for the development.
45114	Fee - Final plat	Fees received for preliminary/final plat drawings for proposed development on a specific site showing the subdivision of land into multiple lots or parcels with companion street rights-of-way and utility easements to serve the area.
45115	Fee - Rezoning	Monies received from filing charges for rezoning property.

Revenue Object Code Definitions

Obj Code	Description	Definitions
45116	Fee - SUP	Fees received for land uses that are not always in harmony with those that are "permitted" in a standard zoning district classification. Certain "special uses" may be considered and approved for a particular zoning district.
45117	Fee - Board of Zoning Appeals	Monies received from filing charges with the Board of Appeals.
45118	Fee - Staff review	Monies received from staff review fees.
45120	Fee - Plan	Monies received from processing fees for review of plans
45122	Fee - Code Enforcement Admin	Fees charged on abatement bills to help cover administrative costs.
45124	Fee - Rental Inspection	Monies received from inspection of rental properties.
45126	Fee - Special Events	Monies received for special event permits.
45128	Fee - Vacation Petition	Monies received for filing fees for petition to vacate easements and right of ways.
45152	Fee - Court Appointed Attorney	Fees charged to indigent defendants to reimburse the city for the expense incurred with a court appointed attorney.
45154	Fee - Court Cost	Monies received to help with the cost of operating the court system.
45156	Fee - Court Fingerprint	Monies received from finger/palm printing.
45158	Fee - Diversion	Fees paid by any person entering into a diversion agreement in lieu of further criminal proceedings.
45160	Fee - Monitoring	Fees paid by any person for court supervision services while on diversion or probation.
45210	Fee - CID Administrative	Administrative fee received from the Community Improvement Districts.
45215	Fee - Economic Development	Application fees associated with economic development programs.
45220	Fee - IRB	A closing fee for industrial revenue bond proceeds.
45230	Fee - NRD application	Fee received from the Neighborhood Revitalization District application.
45232	Fee - Other	Fees that are not otherwise classified.
45235	Fee - TIF Administrative	Administrative fee received from the Tax Increment Financing Districts.
45405	Fee - Dumpster	Fees charged per truckload for participants in the city's trash dumpster program.
45415	Fee - Fuel	Fees charged for providing fuel for ambulances.
45420	Fee - Stormwater Capital	Fee imposed on new development established to pay capital improvement and debt service costs associated with stormwater facilities that serve the development. The fee is calculated based upon the impervious surface included on the new development site.
45422	Fee - Stormwater Service	Service fees imposed on property tax for the use of stormwater improvements.
45424	Fee - Stormwater Service Delinq	Stormwater service fees that are not paid in the year in which they are due.
45430	Fee - TIP	Traffic impact fees imposed on new development and expended on transportation operational improvements.
45510	Fee - Park Impact	Fees received from new development and expended on parks and recreation facilities.
45520	Fee - Street Tree	Fees received from building permits for the purpose of financing the landscaping of street-side property in areas under development.
45550	Fee - Public Market Events/Classes	Fees received from the Public Market events and classes
45599	Coupons - Rec Center	Coupons for free day passes at the Lenexa Rec Center
45601	Fee - Membership	Fees received from membership at the Lenexa Rec Center
45602	Program - Adult	Monies received from recreation programs offered to adults, excluding senior citizens.
45604	Program - Adult Sports	Monies received from adult sport team entry fees.
45606	Program - Health & Fitness	Monies received from health and wellness classes.
45608	Program - Lenexa Arts Council	Monies received from the Lenexa Art Council programs.
45610	Program - Naturalist class	Monies received from naturalist classes, which are offered by Parks and Recreation.
45612	Program - Other	Monies received from other classes/events not listed.
45614	Program - Senior Citizen	Monies received from senior citizen classes/events.
45616	Program - Senior Taxi	Monies received from senior citizen's taxi services.
45619	Program - Ball Hockey	Monies received from ball hockey programs.
45620	Program - Special Population	Monies received from recreation programs offered to persons with handicaps.
45622	Program - Sports & Athletics	Monies received from sports and athletic team and individual entry fees.
45625	Program - Karate	Monies received from karate programs.
45626	Program - Tennis	Monies received from the tennis lesson programs.
45628	Program - Tennis Court Lights	Monies received from lights placed at tennis courts for the participant's use.
45629	Program - Third Party Camps	Monies received from camp programs.
45630	Program - Theatre	Monies received from theatre programs sponsored by the Lenexa Community Center.
45632	Program - Tournaments	Monies received from city sponsored tournaments.
45634	Program - Trips & Tickets	Monies received from trip reservations and ticket sales.
45635	Program - Pickleball	Monies received from pickleball programs.
45636	Program - Volleyball	Monies received from volleyball team entry fees.

Revenue Object Code Definitions

Obj Code	Description	Definitions
45637	Program - Soccer	Monies received from soccer programs.
45638	Program - Youth	Monies received from recreation programs offered to youths.
45639	Program - Gym for me	Monies received from the gym for me programs.
45640	Fee - Child Care	Monies received from Rec Center users for participation in the child care watch.
45641	Fee - Day Pass	Monies received for admission to the Rec Center for non-members who are Lenexa residents.
45642	Fee - Personal Training	Monies received for personal training sessions.
45643	Fee - Fitness Fee Group X	Monies received for participation in group exercise classes.
45644	Fee - Special Classes	Monies received for participation in special classes.
45645	Fee - Sports Leagues	Monies received for participation in sports leagues.
45646	Fee - Sports Participants	Monies received for participation in sports classes.
45647	Fee - Birthday Parties	Monies received for rental of party rooms.
45648	Fee - Events	Monies received for participation in other events at the Rec Center.
45649	Fee - Dance	Monies for participation in dance classes.
45650	Fee - CPR	Fees received from CPR class fee.
45651	Fee - Art Classes	Monies received for participation in art classes.
45652	Fee - Camps	Monies received for participation in parks & recreation camps.
45653	Fee - Enrichment	Monies received for participation in enrichment classes.
45654	Fee - Day Pass non residents	Monies received for admissions to the Rec Center for non members who are not Lenexa residents.
45660	Fee - Scholarship (memberships)	The portion of money received from members who receive membership scholarships.
45661	Fee - Scholarship (Programs)	The portion of money received from participants who receive Parks program scholarships.
45665	Fee - Silver Sneakers	Monies received from the SilverSneakers program which encourages older adults to participate in physical activities that will help them to maintain greater control of their health.
45700	Rental - Parks	
45710	Rental - Beer Waiver	Monies received from the additional costs associated with having beer, wine, or other malt beverages. (No longer used. Included in the rental of a City facility.)
45715	Rental - Community Center	Monies received from the rental of community center rooms/gym.
45720	Rental - Sports Fields	Revenue for rental of sports fields. (Soccer/baseball)
45725	Rental - Conference Center	Monies received from rentals of the building. Include rentals from social engagements, meetings, teleconferences, and other events.
45730	Rental - National Guard Armory	Monies received from the rental of the Lenexa National Guard Armory.
45732	Rental - Facility	Monies received for rental of facilities at the Rec Center.
45735	Rental - Park Shelter	Monies received from rental of park shelter houses.
45740	Rental - Senior Center	Monies received from the rental of the Senior Center rooms.
45750	Rental - Community Forum	Monies received from the rental of the Community Forum at City Hall.
45751	Rental - Prairie Star Conference Room	Monies received from the rental of the Prairie Star Conference Room in the Public Market.
45752	Rental - Santa Fe Conference Room	Monies received from the rental of the Santa Fe Conference Room at City Hall.
45753	Rental - Kitchen	Monies received from the rental of the kitchen at the Lenexa Public Market.
45800	Fee - Festival	
45802	Fee - BBQ Admissions	Monies received from admission to the BBQ.
45804	Fee - BBQ Admissions tax	Sales tax collected from the sale of BBQ admissions.
45806	Fee - BBQ Contestant	Monies received from BBQ contestant fees.
45808	Fee - BBQ Electricity	Monies received from BBQ contestant electricity usage.
45810	Fee - BBQ Parking	Monies received for parking fees at BBQ.
45812	Fee - BBQ Souvenirs	Monies received from BBQ souvenirs.
45814	Fee - BBQ Souvenirs tax	Sales tax collected from the sale of BBQ souvenirs.
45816	Fee - BBQ Vendor	Monies received from BBQ Vendor fees.
45818	Fee - Children area admissions	Monies received from admission to the children's area.
45820	Fee - Children area admissions tax	Sales tax collected from the sale of children's area admissions.
45822	Fee - Chili Admissions	Monies received from admission to the Chili Challenge.
45824	Fee - Chili Admissions tax	Sales tax collected from the sale of Chili Challenge admissions.
45826	Fee - Chili Contestant	Monies received from Chili Challenge contestant fees.
45828	Fee - Chili Souvenir	Monies received from Chili Challenge souvenirs.
45830	Fee - Chili Souvenir tax	Sales tax collected from the sale of Chili Challenge souvenirs.
45832	Fee - Chili Vendor	Monies received from vendors for participation in the Chili Challenge.
45834	Fee - Community Days	Monies received from Community Days activities.

Revenue Object Code Definitions

Obj Code	Description	Definitions
45835	Fee - Vendors	Monies received from vendors.
45836	Fee - Enchanted Admissions	Monies received from admission to the Enchanted Forrest.
45838	Fee - Enchanted Admissions tax	Sales tax collected from the sale of Enchanted Forest admissions.
45840	Fee - Enchanted Souvenir	Monies received from Enchanted Forest souvenirs.
45842	Fee - Enchanted Souvenir tax	Sales tax collected from the sale of Enchanted Forest souvenirs.
45844	Fee - Freedom Run	Monies received from registration fees for Freedom Run.
45846	Fee - Other Events	Monies received for other events not listed.
45848	Fee - Spinach Admissions	Monies received from admission to the Spinach Festival.
45850	Fee - Spinach Admissions tax	Sales tax collected from the sale of Spinach Festival admissions.
45852	Fee - Spinach Crafter	Monies received from craft booths in the annual Spinach Festival.
45854	Fee - Spinach Souvenirs	Monies received from Spinach Festival souvenirs.
45856	Fee - Spinach Souvenirs tax	Sales tax collected from the sale of Spinach Festival souvenirs.
45858	Fee - Spinach Vendor	Monies received from food booths in the annual Spinach Festival.
45859	Fee - Tails on Trails Vendor	Monies received from Tails on Trails vendors.
45860	Fee - Tails on Trails Souvenir	Monies received from Tails on the Trails souvenirs.
45861	Fee - Tails on Trails Swim Admissions	Monies collected from admission to the Tails on Trails dog swim.
45862	Fee - Tails on Trails Souvenir tax	Sales tax collected from the sale of Tails on the Trails souvenirs.
45863	Fee - Art & Wine Fair Booth	Monies received from the Art & Wine Fair activity booths.
45864	Fee - Art & Wine Fair Vendors	Monies received from the Art & Wine Fair vendors.
45865	Fee - Art & Wine Fair Souvenirs	Monies received from the Art & Wine Fair souvenirs.
45866	Fee - Art & Wine Fair sales Tax	Sales tax collected from the sale of Art & Wine Fair souvenirs.
45867	Fee - Art & Wine Fair Admission	Monies received from admission to the Art & Wine Fair.
45868	Fee - Art & Wine Fair Admissions tax	Sales tax collected from the sale of Art & Wine Fair admissions.
45869	Fee - Tails on Trails Admissions tax	Sales tax collected from the sale of Tails on Trails admissions.
45900	Fee - Pools	
45902	Fee - AA Pool Guest	Daily fees charged for each person using the Ad Astra swimming pool who does not have a pool membership.
45904	Fee - AA Pool Rental	Fees charged for those persons renting the Ad Astra swimming pool during off hours.
45906	Fee - FRC Pool Guest	Daily fees charged for each person using the Flat Rock Creek swimming pool who does not have a pool membership.
45908	Fee - FRC Pool Rental	Fees charged for those persons renting the Flat Rock Creek swimming pool during off hours.
45910	Fee - IT Pool Guest	Daily fees charged for each person using the Indian Trails swimming pool who does not have a pool membership.
45912	Fee - IT Pool Rental	Fees charged for those persons renting the Indian Trails swimming pool during off hours.
45914	Fee - Pool Membership	Monies received from persons obtaining a swimming pool membership for the summer.
45916	Fee - Swim Lessons	Fees charged for those persons enrolled in swimming lessons.
45917	Fee - Aquatic	Fees charged for use of the Rec Center aquatic facilities.
45918	Fee - Swim Team Membership	Monies received from persons obtaining a swimming team membership for the summer.
Fines & Forfeitures		
46100	Fine - Alarm	Any alarm user who has exceeded the number of permissible false alarms during the year shall be fined.
46105	Fine - Alcohol (fees)	Fees collected by the city for any person found necessary to receive alcohol evaluation. These fees are collected by the city and, in turn, sent to the alcohol evaluation monitor.
46115	Fine - Court & Cost	Any person, firm, and/or corporation found responsible in committing an offense against the ordinances of the city shall be subject to determinations by the Municipal Court and any fines.
46120	Fine - Nuisance	Any owner, occupant or agent in charge of any lot or piece of land and who is allowing trash to accumulate on such property is subject to city maintenance and payment of fines.
46125	Fine - Weed	Any owner, occupant or agent in charge of any lot or piece of land and who is allowing the growth of weeds, brush or obnoxious vegetation growth through neglect on such property is subject to city maintenance and payment of fines.
46200	Forfeiture	
46215	Forfeiture - Federal	Revenue derived from involuntary relinquishment of money or property.
46305	Restitution	Compensation received for loss or damage to city property.
Use of Money		
47120	Interest earned	Interest incurred on the city's investments.

Revenue Object Code Definitions

Obj Code	Description	Definitions
47130	Investment earnings Market to Market	Market to Market on the city's investments.
47500	Lease - Cellular tower	Rental payments for the use of city owned towers.
47509	Lease - City Hall	Rental payments received from Park University for the lease of space at City Hall.
47510	Lease - Public Market	Rental payments received from vendors for use of space at the Public Market.
47520	Public Market Day Cart Fee	Rental payments for day carts at the Lenexa Public Market.
47600	Rents & royalties	Revenues derived from the use, by others, of the city's tangible and intangible assets.
Miscellaneous Revenue		
48100	Concessions	
48103	Lanyards	Charges for lanyards sold at the pools.
48104	Lanyards Sales Tax	Sales tax collected on lanyards sold.
48105	Concessions - AA	Monies raised through the operation of concession areas at the Ad Astra swimming pool.
48110	Concessions - AA tax	Sales tax collected on concessions sold at Ad Astra swimming pool.
48115	Concessions - FRC	Monies raised through the operation of concession areas at the Flat Rock Creek swimming pool.
48120	Concessions - FRC Tax	Sales tax collected on concessions sold at Flat Rock Creek swimming pool.
48125	Concessions - IT	Monies raised through the operation of concession areas at the Indian Trails swimming pool.
48130	Concessions - IT tax	Sales tax collected on concessions sold at Indian Trails swimming pool.
48135	Concessions - Other	Monies raised through the operation of other concession areas.
48140	Concessions - Tax	Sales tax collected on concessions sold at other concession areas.
48210	Vending - Community Center	Monies raised through the operation of vending machines at the Community Center.
48212	Vending - Community Center tax	Sales tax collected on concessions sold from the vending machines at the Community Center.
48216	Pro-shop	Charges for items purchased at the pro shop at the Rec Center.
48217	Pro-shop sales tax	Sales tax collected on items sold at the pro-shop.
48230	Donations	Revenue received as a gift for a specific cause.
48235	Insufficient check charge	Revenue for returned check fees.
48250	Long/Short	To account for long and shortages in daily deposits.
48255	Maps	Fees charged to persons requesting zoning maps.
48257	Other	Other revenue received that is not otherwise classified.
48260	Photocopies	Fees charged for making photocopies.
48270	Rebate - pcard	Monies received from the use of city provided employee purchasing cards.
48275	Souvenir - I Like Lenexa	Monies received from I Like Lenexa souvenirs.
48280	Souvenir - I Like Lenexa tax	Sales tax collected from the sale of I Like Lenexa souvenirs.
48281	Shining Stars Gear	Monies received from the sale of shining stars gear.
48282	Shining Stars Gear Sales Tax	Sales tax collected from the sale of shining stars gear.
48283	Coffee Walk & Talk t-shirt sales	Monies received from the sale of coffee walk & talk t-shirts.
48284	Coffee Walk & Talk t-shirt sales tax	Sales tax collected from the sale of coffee walk & talk t-shirt sales.
48285	Public Market merchandise sales	Monies received from public market merchandise.
48286	Public Market merchandise sales tax	Sales tax collected from the sale of public market merchandise.
48287	Public Market floral sales	Monies received from floral market merchandise.
48288	Public Market floral sales tax	Sales tax collected from the sale of floral market merchandise.
Non-Revenue Receipts		
49200	Refunds	
49210	Proceeds from auction	The proceeds from the sales of items at auction.
49310	Sale of land	The proceeds from the sales of land.
49400	Sponsorship	
49410	Sponsorship - BBQ	Revenue received as a donation from businesses or other entities for the BBQ.
49415	Sponsorship - Chili	Revenue received as a gift from businesses or other entities for the Chili Challenge.
49420	Sponsorship - Enchanted Forest	Revenue received as a donation from businesses or other entities for the Enchanted Forest.
49425	Sponsorship - Spinach	Revenue received as a donation from businesses or other entities for the Spinach Festival.
49426	Sponsorship - Tails on Trails	Revenue received as a donation from businesses or other entities for Tails on Trails.
49427	Sponsorship - Sar Ko Aglow	Revenue received as a donation from businesses or other entities for the Sar Ko Aglow

Revenue Object Code Definitions

Obj Code	Description	Definitions
49428	Sponsorship - Get Outdoors	Revenue received as a donation from businesses or other entities for Get Outdoors
49429	Sponsorship - Movie in the Park	Revenue received as a donation from businesses or other entities for movie in the park.
49430	Sponsorship - Freedom Run	Revenue received as a donation from businesses or other entities for the July 4th Freedom Run.
49433	Sponsorship - Art & Wine	Revenue received as a donation from businesses or other entities for the Art & Wine activity.
49435	Sponsorship - Other	Revenue received as a donation from businesses or other entities for other activities.
49500	Transfer in	
49518	Transfer in - General Fund	A transfer received from the General Fund.
49532	Transfer in - Special Alcohol	A transfer received from the Special Alcohol Fund.
49534	Transfer in - Special Highway	A transfer received from the Special Highway Fund.
49544	Transfer in - Unused proceeds	Unused bond money which is transferred to the Debt Service.